

# CLEVELAND BROWNS

2016 MEDIA GUIDE





## 2016 PRESEASON SCHEDULE

| DATE                   | OPPONENT                | SITE                       | NETWORK     | TIME          |
|------------------------|-------------------------|----------------------------|-------------|---------------|
| Fri., Aug. 12          | at Green Bay Packers    | Lambeau Field              | WEWS        | 8 p.m.        |
| <b>THURS., AUG. 18</b> | <b>ATLANTA FALCONS</b>  | <b>FIRSTENERGY STADIUM</b> | <b>WEWS</b> | <b>8 P.M.</b> |
| Fri., Aug. 26          | at Tampa Bay Buccaneers | Raymond James Stadium      | CBS         | 8 p.m.        |
| <b>THURS., SEPT. 1</b> | <b>CHICAGO BEARS</b>    | <b>FIRSTENERGY STADIUM</b> | <b>WEWS</b> | <b>8 P.M.</b> |

**HOME GAMES.** All times Eastern.

All preseason games will air on the PNC Bank Cleveland Browns Radio Network, including the team's flagship stations 92.3 The Fan, ESPN 850 WKNR and 98.5 WNCX.



## 2016 REGULAR SEASON SCHEDULE

| DATE                  | OPPONENT                    | SITE                       | NETWORK    | TIME           |
|-----------------------|-----------------------------|----------------------------|------------|----------------|
| Sun., Sept. 11        | at Philadelphia Eagles      | Lincoln Financial Field    | CBS        | 1 p.m.         |
| <b>SUN., SEPT. 18</b> | <b>BALTIMORE RAVENS</b>     | <b>FIRSTENERGY STADIUM</b> | <b>CBS</b> | <b>1 P.M.</b>  |
| Sun., Sept. 25        | at Miami Dolphins           | Sun Life Stadium           | CBS        | 1 p.m.         |
| Sun., Oct. 2          | at Washington Redskins      | FedEx Field                | CBS        | 1 p.m.         |
| <b>SUN., OCT. 9</b>   | <b>NEW ENGLAND PATRIOTS</b> | <b>FIRSTENERGY STADIUM</b> | <b>CBS</b> | <b>*1 P.M.</b> |
| Sun., Oct. 16         | at Tennessee Titans         | Nissan Stadium             | CBS        | *1 p.m.        |
| Sun., Oct. 23         | at Cincinnati Bengals       | Paul Brown Stadium         | CBS        | *1 p.m.        |
| <b>SUN., OCT. 30</b>  | <b>NEW YORK JETS</b>        | <b>FIRSTENERGY STADIUM</b> | <b>CBS</b> | <b>*1 P.M.</b> |
| <b>SUN., NOV. 6</b>   | <b>DALLAS COWBOYS</b>       | <b>FIRSTENERGY STADIUM</b> | <b>FOX</b> | <b>*1 P.M.</b> |
| Thurs., Nov. 10       | at Baltimore Ravens         | M&T Bank Stadium           | NFLN       | 8:25 p.m.      |
| <b>SUN., NOV. 20</b>  | <b>PITTSBURGH STEELERS</b>  | <b>FIRSTENERGY STADIUM</b> | <b>CBS</b> | <b>*1 P.M.</b> |
| <b>SUN., NOV. 27</b>  | <b>NEW YORK GIANTS</b>      | <b>FIRSTENERGY STADIUM</b> | <b>FOX</b> | <b>*1 P.M.</b> |
| Sun., Dec. 4          | BYE WEEK                    |                            |            |                |
| <b>SUN., DEC. 11</b>  | <b>CINCINNATI BENGALS</b>   | <b>FIRSTENERGY STADIUM</b> | <b>CBS</b> | <b>*1 P.M.</b> |
| Sun., Dec. 18         | at Buffalo Bills            | Ralph Wilson Stadium       | CBS        | *1 p.m.        |
| <b>SAT., DEC. 24</b>  | <b>SAN DIEGO CHARGERS</b>   | <b>FIRSTENERGY STADIUM</b> | <b>CBS</b> | <b>*1 P.M.</b> |
| Sun., Jan. 1          | at Pittsburgh Steelers      | Heinz Field                | CBS        | *1 p.m.        |

**HOME GAMES.** All times Eastern.

\*Due to NFL Flexible Scheduling, game times are subject to change.

All regular season games will air on the PNC Bank Cleveland Browns Radio Network, including the team's flagship stations 92.3 The Fan, ESPN 850 WKNR and 98.5 WNCX.

### IN MEMORIAM

**Browns executive vice president Bryan Wiedmeier, who spent more than 35 years working in the NFL and thrived in the background as a leader of teams' business endeavors, passed away in June at the age of 57.**

**He was a veteran of 35 NFL seasons, 29 with the Dolphins and six with the Browns. During his NFL career, which began in 1981, Wiedmeier focused on business operations, football administration and labor. He served in a myriad of roles during his tenure with the teams, including Dolphins President and Chief Operating Officer from 2006-08. After joining the Browns organization in 2010, he held a pivotal role in the \$125 million worth of renovations and improvements to FirstEnergy Stadium, which were completed in two phases from 2014 and 2015.**

**Wiedmeier was diagnosed with Stage Four brain cancer in October 2012. One week later, after undergoing surgery to remove a glioblastoma tumor, Wiedmeier attended a Browns home game against the Chargers and was awarded a game ball from then-coach Pat Shurmur following the 7-6 victory.**

**Given 15 months to live, Wiedmeier made it nearly four years with much support from his wife Mary and five children, Lauren, Victoria, John, Danielle and Matthew.**



**Bryan Wiedmeier**



# TEAM INFORMATION

## CLEVELAND BROWNS TRAINING AND ADMINISTRATIVE COMPLEX

76 Lou Groza Boulevard  
Berea, Ohio 44017  
(440) 891-5000

## FIRSTENERGY STADIUM

100 Alfred Lerner Way  
Cleveland, Ohio 44114  
(440) 891-5001

## CLEVELAND BROWNS TICKET OFFICE

FirstEnergy Stadium  
100 Alfred Lerner Way  
Cleveland, Ohio 44114  
(440) 891-5050  
(888) 891-1999 (toll free)



# INDEX

### A

|   |         |
|---|---------|
| All-League Selections.....                  | 261     |
| Attendance, All-Time.....                   | 379     |
| Assistant Coaches (1946-95, 1999-2015)..... | 281     |
| Award Winners, NFL.....                     | 258-259 |
| Award Winners, Team.....                    | 262     |

### B

|   |         |
|---|---------|
| Biographies                               |         |
| Coaching Staff.....                       | 18-51   |
| Draft Choices, 2015.....                  | 212-225 |
| Football Support Staff.....               | 62-67   |
| Front Office.....                         | 12-17   |
| Player Personnel.....                     | 52-61   |
| Undrafted and First-Year Free Agents..... | 226-233 |
| Veterans.....                             | 76-211  |

### C

|  |     |
|--|-----|
| Community, Browns in the.....                    | 3-8 |
| Complex, Browns Training and Administrative..... | 425 |

### D

|                              |         |
|------------------------------|---------|
| Directory, Browns Staff..... | 9-11    |
| Draft                        |         |
| Choices, All-Time.....       | 282-291 |
| Choices, by College.....     | 292     |
| 1999 Expansion.....          | 293     |

### F

|  |         |
|--|---------|
| Fan Fest.....                          | 426     |
| FirstEnergy Stadium.....               | 420-422 |
| Foundation, Cleveland Browns.....      | 5-6     |
| Free Agency, (1993-95, 1999-2015)..... | 293-294 |
| Free Agents, "Plan B" (1989-92).....   | 294     |

### H

|                              |         |
|------------------------------|---------|
| Hall of Fame, Browns in..... | 254-257 |
| History, Browns.....         | 250-251 |

### L

|                                    |     |
|------------------------------------|-----|
| Legends, Cleveland Browns.....     | 253 |
| Longest Plays, Browns History..... | 384 |

### M

|                                   |     |
|-----------------------------------|-----|
| Media Center, Dino Lucarelli..... | 425 |
|-----------------------------------|-----|

### N

|                       |         |
|-----------------------|---------|
| Numbers               |         |
| Jersey, All-Time..... | 273-280 |
| Retired Uniform.....  | 252     |

### O

|                                 |         |
|---------------------------------|---------|
| Orange and Brown Scrimmage..... | 426     |
| Overtime, Browns in.....        | 305-306 |

### P

|                            |     |
|----------------------------|-----|
| Prime Time, Browns on..... | 307 |
|----------------------------|-----|

## CLEVELAND BROWNS PRO SHOP

(440) 824-3427  
(877) 746-8326 (toll free)

## TICKET SALES

(440) 824-3434

## FAN SQUAD

(440) 824-6284

## Pro Bowl Selections

|                |     |
|----------------|-----|
| By Player..... | 261 |
| By Year.....   | 260 |

### R

|                                    |     |
|------------------------------------|-----|
| Radio Information.....             | 427 |
| Ranking by Yards (Since 1971)..... | 305 |

## Records

|  |         |
|--|---------|
| 100-Yard Receiving Games.....  | 416-418 |
| 100-Yard Rusher, 100-Yard Receiver or 300-Yard<br>Passer in Same Game..... | 419     |
| 100-Yard Rushing Games.....  | 412-414 |
| 300-Yard Passing Games.....  | 415     |
| Head Coaches'.....   | 308     |
| Individual.....  | 385-391 |
| Opponents' Single-Game.....  | 400-401 |
| Rookie.....  | 398-400 |
| Team.....  | 392-398 |

## Results

|  |         |
|--|---------|
| Opponents, All-Time, Game-by-Game..... | 297-304 |
| Opponents, All-Time, Overall.....      | 304     |
| Playoff.....                           | 379     |
| Preseason, All-Time.....               | 309-311 |
| Regular Season, All-Time.....          | 312-376 |
| Year-by-Year.....                      | 377     |
| Ring of Honor.....                     | 253     |

## Rosters

|                         |         |
|-------------------------|---------|
| All-Time.....           | 263-272 |
| Alphabetical, 2016..... | 234     |
| Numerical, 2016.....    | 235     |

### S

|                                   |         |
|-----------------------------------|---------|
| Schedule, 2016 Browns.....        | 1       |
| Shutouts, All-Time.....           | 308     |
| Staff, Browns.....                | 68-75   |
| Standings, 2015 NFL Final.....    | 236     |
| Statistics, Final, 2015.....      | 237-241 |
| Summaries, 2015 Week-By-Week..... | 242-249 |

### T

|                                |         |
|--------------------------------|---------|
| Team Information.....          | 2       |
| Television Information.....    | 428     |
| Top 10                         |         |
| Career.....                    | 380-381 |
| Game Performances.....         | 383     |
| Seasons.....                   | 382     |
| Trade History (1999-2016)..... | 295-296 |
| Training Camp History.....     | 425     |

### U

|               |         |
|---------------|---------|
| Uniforms..... | 423-424 |
|---------------|---------|

### Y

|                           |         |
|---------------------------|---------|
| Year-By-Year Leaders..... | 402-411 |
|---------------------------|---------|



## FIRST AND TEN



In 2014, the Cleveland Browns launched "First and Ten," the club's signature global community platform based on volunteering. Since its inception, the Browns have helped inspire more than 100,000 fans to pledge to volunteer and #give10, resulting in a commitment of more than 1 million hours of community service to benefit Northeast Ohio and beyond. Additionally, Browns players, coaches and staff are dedicated to the cause throughout the year, with active Browns players logging more than 950 hours toward initiatives in the Greater Cleveland area.

The Cleveland Browns First and Ten campaign was established to inspire fans to volunteer in and help their communities throughout the world. With the creation of First and Ten, the Browns are the only NFL club to start a long-term volunteer program that unifies the team and its entire fan base, with the goal of impacting every individual's city across the globe, as well as the franchise's local community.

Charged by the Dawg Pound and Browns Backers Worldwide, which has clubs in more than 10 countries, the Browns and their fans can continue to improve lives by committing time to make a difference.

"First and Ten strengthens our community involvement in Northeast Ohio and around the country, uniting our team and tremendous fans through volunteerism," says Dee Haslam. "Browns fans are passionate, loyal and supportive, and those traits further allow us to positively influence our respective communities with this initiative."

All Browns fans throughout the world are encouraged to log onto [ClevelandBrowns.com/community](http://ClevelandBrowns.com/community) and pledge to give 10 hours of community service. The team, with the help of its dedicated fans, aims to compile more than 500,000 service hours each year through sign-ups online and during year-round Browns events, including training camp, gamedays, regular community visits and more. Group forms are also available for schools, businesses, charitable groups or other organizations that hope to #give10 and make an impact in their local community.

The Browns have enhanced partnerships with many local and national organizations to accomplish this feat, including Achievement Centers for Children, American Cancer Society, American Red Cross, The Centers for Families and Children, Greater Cleveland Food Bank, Greater Cleveland Sports Commission, United Way of Greater Cleveland, USA Football and USO of Northern Ohio.

Whether through doing kind deeds for an individual or working with any chosen charitable group, the Browns want to help fans influence their communities, just as those fans help the team's performance on the field. Participants also may extend their outreach to other regions, including through support of our troops overseas, mission trips and countless opportunities outside of the United States. While there are many formal non-profit organizations, many of which the Browns, coaches and players support throughout the year, fans can also #give10 and make a significant difference through everyday gestures of goodwill, including helping a neighbor, mentoring a young person or supporting anyone in need.

Fans can tweet @Browns and @BrownsGiveBack to share their stories of how they #give10 in their hometowns. The Browns also highlight notable participants throughout the year on the team's website, through social-media accounts and during home games this season.

The program's signature orange #give10 wristband, given to those who make the pledge during a Browns event, represents a constant reminder to fans of their commitment to 10 hours of giving back to their communities.



# #give10



## FIRST AND TEN IN ACTION



# How will YOU inspire others?

Join the Browns First and Ten movement – Give 10 Hours, Help Your Community.

Through the support of the Dawg Pound, more than 100,000 fans pledged to #give10, inspiring more than 1,000,000 volunteer hours in the inaugural year.

Pledge Now: [ClevelandBrowns.com/community](http://ClevelandBrowns.com/community)  
Share Your Stories On How You Volunteer!

Through the team's First and Ten volunteering efforts, the Cleveland Browns strive to engage the entire organization and its fans with the community to help create a healthier place for everyone to live and develop.

Follow [@BrownsGiveBack](https://twitter.com/BrownsGiveBack) for the latest Browns community news, photos and more.



# CLEVELAND BROWNS FOUNDATION



The Cleveland Browns Foundation modified its focus in 2014 to emphasize youth education and development through a solution-based, holistic approach to ensure Northeast Ohio youth receive the tools they need as a foundation for independence and success.

By enhancing existing partnerships and strategically adding new programs, the Cleveland Browns Foundation is working to help improve the lives of children, their families and Cleveland by ensuring they have access to resources and positive learning environments.

In 2016, the Cleveland Browns Foundation partnered with Cleveland Metropolitan School District to support the "Get 2 School, You Can Make It!" attendance campaign. With the goal of encouraging positive attendance and removing barriers that kept students from going to school, more than 2,300 additional students across the district had on track attendance during the 2015-2016 school year.



**2,000 DAYS:** With The Centers for Families and Children, the 2,000 Days pledge is an educational promise between teachers and families that emphasizes education from birth through kindergarten.



**KINDERGARTEN CLUB:** Run through the Cuyahoga County Public Library, Kindergarten club helps prepare children who didn't attend preschool with the skills needed to be ready for kindergarten.



**"GET 2 SCHOOL, YOU CAN MAKE IT!" ATTENDANCE CAMPAIGN:** The Cleveland Browns Foundation is the signature partner for the Cleveland Metropolitan School District's "Get 2 School, You Can Make It!" attendance campaign. It is designed to help solve the problem and remove barriers of students being chronically absent from school. Missing ten days of school has a significant negative impact on math and reading scores and graduation rates.



**BACK TO SCHOOL CAMPAIGN:** The Shoes and Clothes for Kids Back to School Campaign prepares Cleveland's children to go back to school by meeting their basic clothing, shoe and school supply needs.



**MARION MOTLEY SCHOLARSHIP:** With College Now Greater Cleveland, two annual \$10,000 scholarships are awarded to individuals pursuing a higher education, including low-income, first-generation students.




## CLEVELAND BROWNS FOUNDATION



**WALTON SCHOOL:** Teamed with CMSD and United Way of Greater Cleveland, Walton School implements wrap-around services that integrate community service in school to help kids reach their academic goals by reducing barriers to learning such as hunger, unstable living situations and unresolved medical conditions.



**GINN ACADEMY:** Ginn Academy is the first all-male public school in Ohio. The school's Life Coach program, supported by the Cleveland Browns Foundation, provides each student with a 24/7 mentor for the areas of academics, behavior, attendance and social emotional development to serve as a link between home and school.



**ADAPTED FOOTBALL LEAGUE:** Completing its sixth season in summer 2016, Adapted Football League in partnership with Achievement Centers for Children gives children and adults with disabilities the opportunity to participate in an organized and developmental sport that otherwise would be unaccessible. The program is the first of its kind in Ohio.



**THE SPARKLE EFFECT:** The Cleveland Browns Foundation teamed up with Sparkle Effect to create an all-inclusive cheerleading squad at Lakewood High School. The team at Lakewood High School became the first Sparkle Effect squad to be funded by a professional sports organization. North Ridgeville and Dover High Schools will be added in 2016.



**CLEVELAND BROWNS FOUNDATION FUNDRAISERS:** The Cleveland Browns Foundation's three major fundraisers include the Annual Golf Tournament, the Cleveland Browns Foundation Radiothon and a 50/50 Raffle at all Browns home games. Through the golf tournament's first 17 years, the event has raised more than \$2.88 million that has been invested in the Cleveland community to support programs to positively impact the city and its youth. The 50/50 Raffle, launched during the 2014 season, raised more than \$320,000 dollars last year, with Browns fans taking home more than \$160,000 while also helping Northeast Ohio community initiatives. For more information on the Radiothon, visit page 428 in the Gameday section of the media guide.



# CLEVELAND BROWNS YOUTH FOOTBALL

The Cleveland Browns are committed to assisting the development, safety and growth of youth and high school football throughout Northeast Ohio with year-round programming for players, coaches, officials and parents. Through camps, clinics and other initiatives, the Browns' goal is to promote healthy, social, emotional, intellectual and physical development of youth by enhancing opportunities for youth football participation and education.



**CLEVELAND BROWNS YOUTH FOOTBALL CAMP:** In an effort to further promote youth football, the 2016 Cleveland Browns Football Camp, in association with University Hospitals, continued this year with two sessions (June 13-15 and June 20-22) at FirstEnergy Stadium. More than 400 young athletes honed their football skills in a fun, safe and supportive environment, highlighted by an appearance from the Browns 2016 rookie class. During each session, Browns head team physician Dr. James Voos and lead medical physician Dr. Sean Cupp also spoke with participants' parents about concussion awareness, hydration and player health and safety.



In May 2016, the Browns named St. Ignatius Head Football Coach Chuck Kyle youth football advisor. The Browns have further incorporated the renowned coach's experience and expertise into the team's long-standing dedication to youth and high school football in Ohio. Kyle also remains on the St. Ignatius faculty and continues to lead the Wildcats football team and students.

In addition to coaching at many Browns youth and high school football clinics and leading multiple Moms Clinics at the team facility, Kyle serves as a member of the National USA Football Advisory Committee and USA Football Heads Up Football's inaugural class of Master Trainers. A member of the National Federation of State High School Association Hall of Fame Class of 2016, Kyle became head coach at St. Ignatius in 1983 and has led his alma mater to a 321-83-1 record (.794 winning percentage), three national championships, an Ohio-best 11 state football championships and a state-record 22 consecutive play-off appearances from 1988-2009. He was USA Today's High School Coach of the year in 1989 and 1993 and was honored with Lifetime Achievement Awards from the Greater Cleveland Sports Commission and Ohio High School Football Coaches Association Hall of Fame.

CLEVELAND BROWNS  
**YOUTH  
FOOTBALL**



Follow [@BrownsYouthFB](https://twitter.com/BrownsYouthFB) for the latest Browns youth football news, photos and more.





# CMSD SENATE LEAGUE FIELDS PROJECT



As part of the Browns' dedication to education, youth and high school football and Cleveland, Dee and Jimmy Haslam announced in May a commitment to provide five Cleveland Metropolitan School District (CMSD) fields with high-quality synthetic turf during the next two years.

The Browns, CMSD and the City of Cleveland extensively collaborated on the project that broke ground on three of the five fields in the summer of 2016.

"Since making Cleveland our home, we have focused on improving football and education for the entire region. By installing these five synthetic turf fields within CMSD, we are able to combine those two passions to give our youth, schools and communities year-round access to the resources they deserve," the Haslams said. "In addition to how these types of projects and participation in sports can help motivate students to attend school and succeed in the classroom, playing youth and high school football offers our city's children unique opportunities to develop teamwork, character and life skills that will benefit them throughout their lives, as well as the City of Cleveland's future."

During the community impact project's planning stages, CMSD identified five fields that would provide the most significant results throughout the city, as well as the ideal timeline for each site. Three fields – Roye Kidd Field, James F. Rhodes Field and Bump Taylor Field – will be completed for the start of the 2016 high school football season, while John Adams Field and John Marshall Field will be renovated in 2017.

The Senate League fields, available to all CMSD schools, will be lined to accommodate multiple sports to offer more students opportunities to benefit from the upgraded playing surfaces. Through the project, the Cleveland Muni League, CMSD physical education classes and local community members will now receive additional access to the fields, given many time limitations related to grass field maintenance have been eliminated with the implementation of synthetic turf.

In September 2015, the Browns and City of Cleveland celebrated the rededication of Dwayne Browder Field after it received significant renovations through the shared efforts of the Cleveland Browns and the NFL Foundation Grassroots Program, the City of Cleveland and Burten Bell Carr Community Development Corporation, as well as additional enhancements from Browns partners FirstEnergy, Zenith and CCI.





# STAFF DIRECTORY

STAFF

PLAYERS

2015 SEASON

HISTORY

RECORDS

GAME DAY

## MANAGEMENT

|                        |  |
|------------------------|--|
| Dee Haslam             | Owner  |
| Jimmy Haslam           | Owner  |
| Sashi Brown            | Executive Vice President,<br>Football Operations     |
| Paul DePodesta         | Chief Strategy Officer                               |
| David Jenkins          | Executive Vice President,<br>Chief Financial Officer |
| Brent Stehlik          | Executive Vice President,<br>Chief Revenue Officer   |
| Mike Nikolaus          | Chief Human Resources Officer                        |
| Jim Brown              | Special Advisor                                      |
| Chris Cooper           | Director, Football Administration                    |
| Ted Tywang             | Director, Legal Affairs                              |
| Theresa Dunham         | Executive Assistant                                  |
| Lisa Laneve            | Executive Assistant                                  |
| Katie Noble            | Executive Assistant                                  |
| Donna Podolak          | Executive Assistant                                  |
| Cari Savage            | Executive Assistant                                  |
| Marikka Pretz-Anderson | Paralegal  |

## COACHING

|                 |  |
|-----------------|--|
| Hue Jackson     | Head Coach   |
| Ray Horton      | Defensive Coordinator                                    |
| Pep Hamilton    | Associate Head Coach-Offense                             |
| Chris Tabor     | Special Teams Coordinator                                |
| Adam Beard      | Director of High Performance                             |
| Rock Cartwright | Offensive Quality Control/<br>Assistant Running Backs    |
| Louie Cioffi    | Defensive Backs  |
| Ken Delgado     | Assistant Defensive Line                                 |
| Johnny Holland  | Inside Linebackers                                       |
| Hal Hunter      | Offensive Line   |
| Mark Hutson     | Assistant Offensive Line                                 |
| Derik Keyes     | Strength & Conditioning Assistant                        |
| Joe Kim         | Strength & Conditioning Assistant/<br>Skills Development |
| Evan Marcus     | Strength & Conditioning Coordinator                      |
| Cannon Matthews | Assistant Defensive Backs                                |
| Shawn Mennenga  | Special Teams Assistant                                  |
| Jamey Mroz      | Sports Scientist   |
| Robert Nunn     | Defensive Line   |
| Eric Sanders    | Defensive Quality Control                                |
| Al Saunders     | Sr. Offensive Assistant                                  |
| Bob Saunders    | Offensive Quality Control/<br>Assistant Wide Receivers   |
| Greg Seamon     | Tight Ends   |
| Ryan Slowik     | Outside Linebackers                                      |
| Art Tolhurst    | Strength & Conditioning Assistant                        |
| Jason Veltkamp  | Strength & Conditioning Coordinator                      |
| Stan Watson     | Special Teams Quality Control                            |
| Kirby Wilson    | Running Backs/<br>Run Game Coordinator                   |

## PLAYER PERSONNEL

|              |                                  |
|--------------|----------------------------------|
| Andrew Berry | Vice President, Player Personnel |
| Ken Kovash   | Vice President, Player Personnel |
| Kevin Meers  | Director, Research and Strategy  |

|                   |   |
|-------------------|---|
| Chisom Opara      | Director, Player Personnel  |
| Bobby Vega        | Director, College Scouting  |
| Dan Saganev       | Director, Pro Scouting  |
| Mike Cetta        | Director, Scouting  |
| Glenn Cook        | Assistant Director, Scouting  |
| Zach Ayers        | Scout   |
| Charles Bailey    | Scout   |
| Zac Bocian        | Scout   |
| Colton Chapple    | Scout   |
| Lake Dawson       | Scout   |
| Sam DeLuca        | Scout   |
| Ron Hill          | Scout   |
| Gerald McCully    | Scout   |
| Patrick Moore     | Scout   |
| Marshall Oium     | Scout   |
| Max Paulus        | Scout   |
| Josh Cox          | Scouting Assistant  |
| Scott DiBenedetto | Scouting Assistant  |
| Sam Fioroni       | Scouting Assistant  |
| Branden Francis   | Scouting Assistant  |
| Scott Kaniecki    | Scouting Assistant  |
| Keegan Laylor     | Scouting Assistant  |
| Dax Nollenberger  | Scouting Assistant  |
| Tom Pack          | Scouting Assistant  |
| Zach Wigmore      | Scouting Assistant  |
| Deb Kruszynski    | Executive Assistant, Player Personnel/<br>Manager, Football Admin. Services |

## FOOTBALL SUPPORT

### TRAINING & MEDICAL

|                 |                                 |
|-----------------|---------------------------------|
| Joe Sheehan     | Head Athletic Trainer           |
| Andre Tucker    | Assistant Head Athletic Trainer |
| Anthony Trem    | Physical Therapist              |
| Gordon Williams | Assistant Athletic Trainer      |
| Dr. Sam Maniar  | Team Psychologist               |
| Dr. James Voos  | Head Team Physician             |
| Dr. Sean Cupp   | Lead Medical Physician          |
| Katie Meassick  | Performance Dietitian           |

### EQUIPMENT

|                |                             |
|----------------|-----------------------------|
| Brad Melland   | Head Equipment Manager      |
| Jeff Inderhees | Assistant Equipment Manager |
| Jim McLaughlin | Assistant Equipment Manager |

### PLAYER ENGAGEMENT

|            |                            |
|------------|----------------------------|
| Ron Brewer | Manager, Player Engagement |
|------------|----------------------------|

### VIDEO

|              |                          |
|--------------|--------------------------|
| Rob Pavlas   | Video Director           |
| Ricky Palmer | Assistant Video Director |
| Dustin Smith | Video Assistant          |

## FOOTBALL OPERATIONS

### FOOTBALL OPERATIONS

|                  |                                     |
|------------------|-------------------------------------|
| Phil Dangerfield | Vice President, Football Operations |
| Simon Gelan      | Manager, Football Operations        |
| Bryant Swindle   | Coordinator, Football Operations    |

### GROUNDS

|              |                    |
|--------------|--------------------|
| Chris Powell | Head Groundskeeper |
|--------------|--------------------|



# STAFF DIRECTORY

Neal Pate Stadium Field Manager  
 Scott Springer Grounds Supervisor  
 Andrew Bossard Assistant Groundskeeper  
 Russell Horn Assistant Groundskeeper  
 Jeff Witt Assistant Groundskeeper

## SECURITY

John Frain Director, Team Security and Risk Management  
 John Boykin Manager, Berea Security  
 James Payne Manager, Stadium Security  
 Kyle Shoemaker Berea Security Officer  
 Lovelle Brown Stadium Security Officer  
 Bill Davis Stadium Security Officer  
 Joseph Mann Stadium Security Officer  
 Marshall Morgan Stadium Security Officer  
 Jonathan Patterson Stadium Security Officer  
 Michael Sims Stadium Security Officer

## CLEVELAND BROWNS FOUNDATION

Renee Harvey Vice President, Cleveland Browns Foundation

## COMMUNITY RELATIONS

Jenner Tekanic Director, Community Relations  
 John LaForce Manager, Youth Football  
 Brittany Young Coordinator, Community Relations

## BRAND & FAN DEVELOPMENT

Jen Leister Manager, Marketing

## CREATIVE SERVICES

Chris Modarelli Director, Creative Services  
 Mark Podolak Art Director  
 Greg Beutel Graphic Designer

## CONTENT & PRODUCTION

Sara Kornokovich Director, Content & Production  
 Tom Kondilas Producer  
 Jeff McDaniel Producer  
 Paul Taylor Producer  
 Nicholas Beesley Production Assistant  
 Andrew Gribble Senior Writer  
 Patrick Maks Staff Writer

## SCOREBOARD OPERATIONS

Kyle Millen Director, Scoreboard Operations  
 Rich Hanchette Motion Graphic Artist  
 Renee Arko Coordinator, Scoreboard Operations

## BROWNS RADIO DAILY

Nathan Zegura Senior Media Broadcaster

## DIGITAL MEDIA

Jeremy Zimmer Senior Director, Digital Media  
 Allie Raymond Coordinator, Social Media

## FAN EXPERIENCE & SPECIAL EVENTS

Carlos Oseguera Director, Fan Experience & Special Events  
 Corey Kinder Manager, Game Presentation & Special Events  
 Megan Rock Coordinator, Browns Backer Fan Club  
 Shelby O'Brien Coordinator, Game Presentation & Special Events

## FINANCE & ACCOUNTING

Gregory Rush Senior Director, Finance  
 Laurie Rice Controllor  
 Pamela Smith Assistant Controllor  
 Sue Majewski Payroll Administrator

## BUSINESS ANALYTICS

David Giller Manager, Business Analytics  
 Linwood Jones Senior Application Developer/  
 Data Architect  
 Joe Moeller Business Analyst/Data Architect  
 Mark Smith Sales and Marketing Systems Manager

## ADMINISTRATION

Matt Srodek Manager, Berea Facilities  
 Chris Cola Coordinator, Berea Facilities  
 Carol Meier Receptionist  
 Casey Thompson Coordinator, Shipping & Receiving

## INFORMATION TECHNOLOGY

Brandon Covert Director, Information Technology  
 Seth Hooker Senior Software Developer  
 Jeff Patton Network Manager  
 Bradley DeAngelis Software Developer  
 David Lowry Network Administrator  
 Jud Covert Network Analyst  
 Pat Dorin IT Support Specialist

## COMMUNICATIONS

Peter John-Baptiste Vice President, Communications  
 Dan Murphy Manager, Communications  
 Nate McBurnett Manager, Communications  
 Nate Horgan Coordinator, Communications

## ALUMNI

Kevin Mack Alumni Relations

## CORPORATE PARTNERSHIPS

Randy Domain Vice President, Corporate Partnerships  
 Bridget Huzicka Director, Partnership Service & Activation  
 Ryan Shirk Director, Corporate Partnerships  
 Matt Webb Director, Corporate Partnership Sales & Strategy  
 Mike DeBetta Manager, Corporate Partnerships  
 Joe Hamlin Manager, Corporate Partnerships  
 Sean Othen Manager, Corporate Partnerships  
 Nicole Willis Manager, Corporate Partnerships  
 Anthony Cangelosi Manager, Partnership Service & Activation  
 Kelly Carroll Manager, Partnership Service & Activation  
 Derek Gale Manager, Partnership Service & Activation  
 Lindsay Strauch Manager, Partnership Service & Activation  
 Katie Bernstein Coordinator, Partnership Service & Activation  
 Jenna Block Coordinator, Partnership Service & Activation  
 Kaila Lockhart Coordinator, Partnership Service & Activation

## TICKET SALES & SERVICE

Jess Brooks Sales Coordinator

## MEMBERSHIP SERVICES

Taylor Laurer Director, Membership Services



# STAFF DIRECTORY

|                   |   |
|-------------------|---|
| Jessica Berkshire | Membership Services Representative,<br>Club Members   |
| Taylor Adrian     | Membership Services Representative,<br>Season Tickets |
| Tare Beaver       | Membership Services Representative,<br>Season Tickets |
| Brian Gross       | Membership Services Representative,<br>Season Tickets |
| Zayna Ibrahim     | Membership Services Representative,<br>Season Tickets |
| Brandon Schwartz  | Membership Services Representative,<br>Season Tickets |

## PREMIUM AND SUITE SALES & SERVICE

|                  |   |
|------------------|---|
| Nick Frasco      | Senior Director, Premium and Suite<br>Sales & Service |
| Steve Korey      | Manager, Suite Sales                                  |
| Sharon Smith     | Manager, Suite Services                               |
| Erica Virzi      | Coordinator, Suite Services                           |
| Nick Batista     | Premium Sales Representative                          |
| Nina Ciccone     | Premium Sales Representative                          |
| Brad Postlewaite | Premium Sales Representative                          |
| Michael Roelker  | Premium Sales Representative                          |
| Brett Wallace    | Premium Sales Representative                          |
| Jamison Williams | Premium Sales Representative                          |

## TICKET OPERATIONS

|              |                                   |
|--------------|-----------------------------------|
| Kacy Harmon  | Director, Ticket Operations       |
| David Lee    | Senior Manager, Ticket Operations |
| Jason Decker | Coordinator, Ticket Operations    |

## TICKET SALES

|            |   |
|------------|---|
| Bob Sivik  | Senior Director, Season & Group<br>Ticket Sales |
| Josh Young | Director, Inside Sales                          |

|                  |  |
|------------------|--|
| Mike Judge       | Senior Season Sales Representative     |
| Brandon St. Jean | Season Sales Representative            |
| Kgai Jones       | Group Sales Representative             |
| Joe Rizzo        | Group Sales Representative             |
| Iman Warren      | Group Sales Representative             |
| Kyle Burke       | Account Executive, Season Ticket Sales |
| David Howson     | Account Executive, Season Ticket Sales |
| Audrey Medhurst  | Account Executive, Season Ticket Sales |
| Miguel Pimentel  | Account Executive, Season Ticket Sales |
| Chris Spellman   | Account Executive, Season Ticket Sales |

## — STADIUM OPERATIONS & MAINTENANCE —

### STADIUM OPERATIONS

|                     |                                    |
|---------------------|------------------------------------|
| Troy Brown          | Vice President, Stadium Operations |
| Brad Mohr           | Director, Stadium Operations       |
| Mike Good           | Manager, Stadium Operations        |
| Mike D'Angelo       | Coordinator, Stadium Operations    |
| Clete Diener        | Coordinator, Stadium Operations    |
| Jeff Engelman       | Manager, Guest Services            |
| Hannah Mothersbaugh | Coordinator, Guest Services        |

### STADIUM MAINTENANCE

|                 |                              |
|-----------------|------------------------------|
| Don Husted      | Director, Stadium Facilities |
| Bob Digney      | Chief Engineer               |
| Jerry Ray       | Engineer                     |
| Kimer Rogers    | Engineer                     |
| Steve Schlegel  | Engineer                     |
| Joshua Shur     | Engineer                     |
| Eric Strick     | Engineer                     |
| Jennifer Lawlis | Engineer                     |
| Bob Isgro       | Engineer                     |
| Ariel Garcia    | Stadium Maintenance          |
| Marshall Morgan | Stadium Maintenance          |
| Chris Stanley   | Stadium Maintenance          |

## BROWNS HONORED EACH DECADE

Since beginning play in 1946, the Browns have had at least one representative on the league's All-Decade team. The NFL All-Decade teams are chosen every 10 years by the Pro Football Hall of Fame Selection Committee members.

### BROWNS NAMED TO NFL ALL-DECADE TEAMS

| Player           | Team  | Position                 | Years on Browns During Decade |
|------------------|-------|--------------------------|-------------------------------|
| Joshua Cribbs    | 2000s | Kick Returner            | 2005-09                       |
| Jamal Lewis      | 2000s | Running Back (2nd Team)  | 2007-09                       |
| Michael Bates    | 1990s | Kick Returner            | 1995                          |
| Frank Minnifield | 1980s | Corner Back (2nd Team)   | 1984-89                       |
| Ozzie Newsome*   | 1980s | Tight End (2nd Team)     | 1980-89                       |
| Paul Warfield*   | 1970s | Wide Receiver (2nd Team) | 1976-77                       |
| Jim Brown*       | 1960s | Fullback                 | 1960-65                       |
| Gary Collins     | 1960s | Flanker                  | 1962-69                       |
| Gene Hickerson*  | 1960s | Guard                    | 1960-69                       |
| Leroy Kelly*     | 1960s | Halfback                 | 1964-69                       |
| Len Ford*        | 1950s | Defensive End            | 1950-57                       |
| Otto Graham*     | 1950s | Quarterback              | 1950-55                       |
| Lou Groza*       | 1950s | Kicker                   | 1950-59                       |
| Dante Lavelli*   | 1940s | Offensive End            | 1946-49                       |
| Marion Motley*   | 1940s | Fullback                 | 1946-49                       |
| Mac Speedie      | 1940s | Offensive End            | 1946-49                       |
| Bill Wills*      | 1940s | Guard                    | 1946-49                       |

\*denotes member of the Pro Football Hall of Fame



# DEE & JIMMY HASLAM



## OWNERS

YEAR IN NFL: 9TH // YEAR WITH THE BROWNS: 5TH

On Aug. 2, 2012, Dee, Jimmy and the Haslam family agreed to purchase 70 percent of the Cleveland Browns from Randy Lerner. The sale was unanimously approved by the NFL owners on Oct. 16, 2012, while the closing took place on Oct. 25.

The Haslams are committed to restoring championship football in Cleveland. Following the 2015 season, Jimmy spoke about the importance of getting the right people in the right place and making sure they work extremely well together. The Haslams appointed Sashi Brown executive vice president of football operations and hired Paul DePodesta as chief strategy officer as they began a search for the next head coach of the Cleveland Browns. Ten days later, the Haslams announced the hiring of Hue Jackson as the team's 16th full-time head coach.

"We got the right guy for the Cleveland Browns," Jimmy said during Jackson's introductory press conference. "He is smart. He is tough. He is confident. He is competitive. He has been a head coach before. He has a great offensive mind. He has a tremendous track record developing quarterbacks. You will see when you hear from him and you will see it when you are around him: he is very, very competitive. He understands the AFC North. He has been a part of the AFC North. I think he is going to be a great head coach for the Cleveland Browns."

Jackson was adamant about the people in place in Cleveland and the Haslams' desire to excellence.

"If I didn't think that we had a chance to do something special here, I wouldn't be here," Jackson said. "There is no question about that. I cannot thank Jimmy and Dee enough for this opportunity because those two people are driven to success."

## MAKING A DIFFERENCE

Jimmy and Dee are immersed in numerous philanthropic endeavors. Under the Haslams' leadership, the Cleveland Browns Foundation, established in 1999, completed a transformation to modify its focus to emphasize education through a holistic approach to ensure Northeast Ohio youth receive the tools they need as a foundation for independence and success. Through a pointed approach,

the Foundation hopes to impact a specific need in Cleveland, which in 2013 had only a 59-percent average high school graduation rate, according to the Ohio Department of Education.

The Foundation, with major fundraisers including an annual golf tournament and Radiothon, supports various local youth-education efforts, including The Center for Families and Children 2,000 Days Pledge; The Achievement Centers for Children's Cleveland Browns Adapted Football League; Walton School; Shoes and Clothes for Kids; Ginn Academy; and the Marion Motley Scholarship.

Dee is also committed to the betterment of the Northeast Ohio community through her active involvement as a member of the Board of Directors for the United Way of Greater Cleveland; University Hospital; and the Rock and Roll Hall of Fame. She also serves on the boards of the University of Tennessee Foundation; University of Tennessee College of Business; the Emerald Youth Foundation; State Collaborative on Reforming Education [SCORE] in Tennessee; and 'Sconset Trust, in addition to acting as chair of the Lakeshore Parks.





# HASLAM'S continued...

Dee's professional association memberships include: Academy of Television Arts and Sciences; Women in Council Cleveland; Women in Cable Telecommunications; International Women's Forum; C200 and the Society of International Business Fellows.

Dee and Jimmy also helped co-found the Haslam Scholars Program in 2008. The program offers unique in-depth academic enrichment for top students at the University of Tennessee.

Jimmy's additional civic involvement includes service on the boards of directors for the United Way of Greater Knoxville and Lakeshore Park. He formerly served as campaign chair for both Knox Area Rescue Ministries and United Way of Greater Knoxville.

Jimmy also serves on the boards of the National Association of Truckstop Operators and Anderson Media Corporation. In 2006, he served as Tennessee statewide campaign chair for Bob Corker, now a United States Senator. Jimmy was also the 2010 Tennessee statewide campaign chair for Governor Bill Haslam. In 2010, he was named a recipient of the Ernst & Young Entrepreneur of the Year award for the Southeast region. In October 2011, Jimmy was recognized as a "Significant Sig" by the Sigma Chi Foundation. He also received the University of Tennessee College of Business Administration's Distinguished Alumni Award.

From a league perspective, Jimmy is a member of the NFL's business ventures and hall of fame committees, while Dee serves on the legislative and conduct committees.

The Haslam's received their first award as NFL owners in 2014 when they were recognized by the Fritz Pollard

Alliance with the Paul 'Tank' Younger Award for promoting diversity within NFL front offices.

## BEYOND SPORTS

A native of Knoxville, Tenn., Jimmy also serves as CEO of Pilot Flying J, a position he has held since 1994. In 1976, he joined Pilot Corporation, a company his father, James A. Haslam II, founded in 1958. In those 38 years, Pilot Travel Centers has grown annual gallon sales from approximately 125 million to 8 billion. The company also has grown its network from seven states in the Southeast to 43 states in the U.S., and six Canadian provinces, with more than 650 travel centers and travel plazas. Today, Pilot Flying J is the sixth-largest privately held company in the United States, and employs more than 25,000 people.

Dee, an Emmy-nominated TV producer, is also executive producer and CEO of RIVR Media Companies. Since launching RIVR Media in 1999, Dee has been the executive producer for ground breaking series such as "Trading Spaces," "Whale Wars," "World Series of Poker," "Renovation Realities," "Fat Guys in the Woods," and "Escaping Polygamy." Recently, RIVR was named a Realscreen's Global 100 TV production company. In June of 2012, Dee started Nest Features, an independent film company that produces films in and about the American South. Prior to RIVR's launch, she worked in various production roles with Bagwell Communications and Cinetel Productions.

In 2008, the Haslam's became part owner of the Pittsburgh Steelers, marking the first time ownership of the franchise expanded beyond the Rooney and McGINLEY families. The Haslam's kept that stake until taking control of the Browns.

The Haslam's have three adult children, Jim, Whitney and Cynthia, and five grandchildren.



STAFF

PLAYERS

2015 SEASON

HISTORY

RECORDS

GAME DAY



# SASHI BROWN



## EXECUTIVE VICE PRESIDENT, FOOTBALL OPERATIONS

YEAR IN NFL: 12TH // YEAR WITH THE BROWNS: 4TH

Sashi Brown was named executive vice president, football operations of the Cleveland Browns on January 3, 2016. Brown, who leads Cleveland's football operations, is responsible for determining the football team's short- and long-term visions and strategies, in addition to management of the roster and salary cap. Brown, who is entering his 12th NFL season, previously served as Cleveland's executive vice president/general counsel for three seasons (2013-15), when he served the franchise in both football and business capacities.

While overseeing Cleveland's roster and salary cap, Brown also works closely with chief strategy officer Paul DePodesta and vice president of player personnel Andrew Berry.

Under Brown's leadership during the 2016 NFL Draft, Cleveland bolstered its roster with 14 selections – the most among all teams and the most by the Browns since 1979. The Browns also acquired significant resources to continue to improve the team in future years with an additional first round pick in 2017, second round pick in 2017 and second round pick in 2018.

Prior to being elevated to his current role, Brown directed Cleveland's football administration function, including management of the salary cap, negotiations of player contracts and various strategic initiatives. He led negotiations to extend Pro Bowl DB Joe Haden and Pro Bowl TE Gary Barnidge and played a key role in acquiring free agents.

On the business side, Brown's duties included contract negotiation, government affairs, employment matters, insurance and risk management, licensing and intellectual property issues and litigation management. In his first two years with the club, Brown negotiated several notable deals, including the team's agreement with the City of Cleveland, facilitating a \$125 million renovation of FirstEnergy Stadium; a first-of-its kind broadcast rights

agreement with radio partners CBS and ESPN/Good Karma Radio; cornerstone corporate partnerships with Anheuser Busch and Pepsi; and the club's agreement with University Hospitals to establish a world-class medical services program for Browns players.

Before joining Cleveland, Brown spent eight seasons (2005-2012) with the Jacksonville Jaguars, where he most recently served as senior vice president and general counsel. In Jacksonville, Brown enjoyed many successes, including negotiating the naming rights deal for EverBank Field, leading a multi-club professional sports coalition to pass state legislation in Florida.

Prior to his tenure at Jacksonville, Brown served as an attorney in the Business Transactions group of the Washington D.C.-based law firm, Wilmer, Cutler, Pickering, Hale and Dorr. In his private practice, Brown represented clients in a variety of transactions, including venture capital and private equity deals, financings and mergers and acquisitions.

Throughout his career, Brown has a long history of civic involvement. Since joining Cleveland, Brown has served on the boards of directors for the Cleveland Browns Foundation and Cleveland Development Advisors. He also served on the board of directors for the Jacksonville Housing Authority, Jacksonville Museum of Science and History and the MaliVai Washington Kids Foundation.

In 2015, the Sports Business Journal named Brown to their "Forty Under 40" list. He joins Browns executive vice president/chief revenue officer Brent Stehlik (2013) as one of two members of the club's executive team to be named to the prestigious list.

Brown is a member of the New York, District of Columbia, and Ohio bars. He resides in Shaker Heights with his wife, Paige, and two sons, Robeson and Ellison and daughter Zoralyn.



## FRONT OFFICE

# PAUL DEPODESTA



## CHIEF STRATEGY OFFICER

YEAR IN NFL: 1ST // YEAR WITH THE BROWNS: 1ST

Paul DePodesta was named the Browns' Chief Strategy Officer on Jan. 5, 2015. DePodesta came to Cleveland after spending 20 seasons in Major League Baseball. During his time in MLB, DePodesta was the only executive in the league to win divisional titles with five different organizations.

DePodesta is tasked with implementing systems and processes to strengthen the Browns organization and decision making. In this role, he works closely with EVP of Football Operations Sashi Brown, Head Coach Hue Jackson and members of the player development, high performance and analytics departments to maximize efforts.

DePodesta joined the Browns from the New York Mets, where he served as the vice president of player development and amateur scouting for five seasons (2011-15). In his time in New York, DePodesta was part of a front office that took the Mets from a 79-83 record and fourth-place divisional finish in 2010 to a Divisional title, National League Championship and World Series appearance in 2015.

Prior to the Mets, DePodesta spent five seasons (2006-10) with the San Diego Padres, first as a special assistant

for baseball operations and then executive vice president. Before San Diego, he served as the General Manager for the Los Angeles Dodgers from 2004-05. In his first season with the Dodgers, the team had its first playoff victory in 15 years.

Before his time as a general manager, DePodesta spent five years (1999-03) as the Assistant General Manager with the Oakland Athletics, where the A's won three Divisional titles and one wild card.

DePodesta began his MLB career as an intern in player development in 1996 for the Cleveland Indians before becoming the Major League advance scout for the 1997-98 seasons and later the special assistant to the GM.

He served as an intern for the Canadian Football League's Baltimore Stallions in 1995.

In 2003, DePodesta was recognized by Fortune on its "40 under 40" list as a top-10 innovator.

A native of Alexandria, Va., DePodesta graduated cum laude from Harvard in 1995. He played football and baseball for the Crimson.

## HOW THE BROWNS WERE NAMED

One myth is that the team was named after the popular boxing champion, Joe Louis, "The Brown Bomber."

However, when owner Arthur McBride brought an AAFC team to Cleveland in 1945, he held a newspaper contest to name the team and offered a \$1,000 war bond to the winner. Most of the entries submitted wanted the name Browns because the extremely popular Paul Brown was the team's head coach.

Coach Brown thought it wouldn't be proper to name the team after him, and the entry "Panthers" was selected. A few weeks later, a man approached McBride and said he owned a semi-pro team in the 1920s called the Cleveland Panthers and he still owned the rights to the name.

McBride could have bought the man off, but Brown vetoed the idea. The coach didn't want the new team to be associated with a losing franchise. Instead of holding a new contest, Brown reluctantly agreed on the name "The Browns."





# BRENT STEHLIK



## EXECUTIVE VICE PRESIDENT, CHIEF REVENUE OFFICER

YEAR IN NFL: 5TH // YEAR WITH THE BROWNS: 4TH

Brent Stehlik is in his fourth year with the Cleveland Browns after joining the organization as executive vice president/chief revenue officer in January 2013. He currently oversees all aspects of revenue generation for the franchise, including ticket sales and retention, operations, suite and premium sales, corporate partnership sales and activation, concessions and merchandising and the booking of special events. In 2016, Stehlik added the responsibilities of overseeing creative services, content and production, digital media, fan experience and special events efforts for the club.

In 2013, Stehlik was named a recipient of the prestigious Sports Business Journal "Forty Under 40" Award.

Under Stehlik's leadership, the Browns enjoyed consecutive years of organization sales records for new season ticket, club seat and suite sales from 2013-15. The team implemented new premier club areas in 2015, as well as fully modernized all suites and existing clubs, during the final phase of FirstEnergy Stadium's two-year renovation project. Additionally, the Browns have extended many key partnerships, including Anheuser-Busch, FirstEnergy, Pepsi, Northeast Ohio Ford Dealers, Sherwin-Williams

and Discount Drug Mart and also added prominent new partners, such as University Hospitals, Cree and FanDuel.

Prior to joining the Browns, Stehlik was senior vice president of business operations for the San Diego Padres (2010-12), where he managed all aspects of revenue generation and marketing. With Stehlik at the helm, the Padres saw dramatic growth in ticket, suite and corporate partnership sales that resulted in a number of milestones for the organization. During his first two seasons with the Padres, Stehlik also oversaw ballpark operations, as well as the acquisition of the Tucson Padres (Triple-A) in 2010.

Stehlik has held additional roles as director of business development for the Dallas Cowboys, vice president of ticket sales and service for the Arizona Diamondbacks, chief operating officer of the Frisco RoughRiders (MiLB/Texas League) and director of group sales for the Tampa Bay Lightning.

A native of Lakewood, Ohio, Stehlik graduated from the University of Mount Union in 1999 with a bachelor of arts degree in sport business and a double minor in business administration and computer information systems. He, his wife and four children currently reside in Westlake.

### CHAMPIONSHIP PEDIGREE

The Browns began to make history early in their existence, as they appeared in a league championship game in each of their first 10 years. This included their first four seasons in the All-America Football Conference (1946-49) and their first six in the NFL (1950-55). This streak of 10 straight appearances is tied for the most among the major professional sports leagues (NFL, NBA, MLB, NHL).

| TEAM               | LEAGUE   | SEASONS | YEARS   |
|--------------------|----------|---------|---------|
| Cleveland Browns   | AAFC/NFL | 10      | 1946-55 |
| Boston Celtics     | NBA      | 10      | 1956-65 |
| Montreal Canadiens | NHL      | 10      | 1950-59 |



## FRONT OFFICE



# DAVID JENKINS

## EXECUTIVE VICE PRESIDENT, CHIEF FINANCIAL OFFICER

YEAR IN NFL: 13TH // YEAR WITH THE BROWNS: 13TH

David Jenkins is in his 13th season with the Browns and fourth as chief financial officer. Jenkins oversees all finance-related components of the organization, including budgeting and strategic planning, financial reporting, audit and risk management. In 2016, Jenkins' responsibilities were expanded to oversee all stadium, information technology, legal and operations efforts. He also serves as one of the team's primary liaisons to government, working closely with the City of Cleveland and City of Berea on club related matters.

Jenkins initially joined the Browns in October 2004 as a financial and business analyst. He has also served as the club's director of finance (2006), vice president of finance (2007-10) and senior vice president of finance & administration (2010-12). In 2007, he was the team's representative at the National Football League's management training program at Stanford University and was a participant in the Leadership Cleveland Class of 2009.

A Certified Public Accountant in the State of Ohio, Jenkins began his professional career at Arthur Andersen LLP, where he served as a senior auditor from 1997-2002. He also worked in business development and auditing at both KPMG LLP, Provit Inc. and STERIS Corporation prior to joining the Browns.

Jenkins is a member of the board of directors for the Downtown Cleveland Alliance, the Greater Cleveland Food Bank and Lakewood Catholic Academy, and previously served on the boards of the MetroHealth Foundation, Cuyahoga Community College Foundation, Achievement Centers for Children and the Berea Chamber of Commerce. Jenkins also previously served as an adjunct professor at his alma mater, Baldwin-Wallace University, where he taught a class on finance in the sports industry.

Jenkins earned his B.S. in Business Administration from Baldwin-Wallace in 1997. He now resides in Westlake with his wife, Ada, and sons, Tony and Sonny.

## THE BROWNS AND HEISMAN WINNERS

The Browns have had nine Heisman Trophy winners on the team and one serve as an assistant coach.

| Players            | College      | Heisman Year | Year[s] with Browns |
|--------------------|--------------|--------------|---------------------|
| Robert Griffin III | Baylor       | 2011         | 2016                |
| Johnny Manziel     | Texas A&M    | 2012         | 2014-15             |
| Rashaan Salaam     | Colorado     | 1994         | 1999                |
| Ty Detmer          | BYU          | 1990         | 1999                |
| Vinny Testaverde   | Miami (Fla.) | 1986         | 1993-95             |
| Charles White      | USC          | 1979         | 1980-82, 1984       |
| Ernie Davis        | Syracuse     | 1961         | 1962*               |
| Howard Cassady     | Ohio State   | 1955         | 1962                |
| Les Horvath        | Ohio State   | 1944         | 1949                |
| <b>Coaches</b>     |              |              |                     |
| John David Crow    | Texas A&M    | 1957         | 1972-73             |

\*RB Ernie Davis won the 1961 Heisman Trophy and was the top pick in the 1962 draft. He was acquired by the Browns in a trade with the Washington Redskins. Tragically, Davis passed away two years later from leukemia and never played a professional game. His jersey No. 45 is retired by the Browns.

STAFF

PLAYERS

2015 SEASON

HISTORY

RECORDS

GAME DAY



## COACHING STAFF

## HUE JACKSON

## HEAD COACH

**COLLEGE:** PACIFIC // **HOMETOWN:** LOS ANGELES, CALIF.


**YEAR AS NFL COACH:** 16TH // **YEAR WITH THE BROWNS:** 1ST



Hue Jackson was named the 16th full-time head coach in Cleveland Browns history by Owners Dee and Jimmy Haslam on January 13, 2016. He brings 29 years of coaching experience, including the last 15 in the NFL. He has spent nine seasons coaching in the AFC North, during which time he helped his team advance to the postseason seven times. Jackson was head coach of the Oakland Raiders in 2011 and guided the team to an 8-8 record. He has also served as offensive coordinator in Washington (2003), Atlanta (2007), Oakland (2010) and Cincinnati (2014-15).

Jackson has spent the past four seasons with the Cincinnati Bengals. During that time, he helped the Bengals to two division titles and a trip to the postseason all four years. In 2012, he served as secondary/assistant special teams coach before coaching the running backs in 2013. Jackson spent the past two seasons (2014-15) as offensive coordinator.

With Jackson as coordinator in 2015, the Bengals offense finished third in the AFC in yards per play (5.7) and points per game (26.2). He was voted by the Professional Football Writers of America (PFWA) as the Co-Assistant Coach of the Year as quarterback Andy Dalton set a career high and franchise record with a 106.3 rating, which



led the AFC and was second in the NFL. After losing Dalton to injury in Week 14, Jackson guided quarterback A.J. McCarron to a 2-1 record in the final three games of the season as the Bengals clinched the AFC North title. The Cincinnati running game produced two 700-yard rushers in Jeremy Hill (794) and Giovani Bernard (730) for the first time since 1988. Tight end Tyler Eifert experienced a breakout season after hauling in 13 touchdown receptions, the most by a Bengals tight end in franchise history and the most by a Cincinnati player since 2001. Wide receiver A.J. Green added 10 receiving touchdowns on 86 receptions for 1,297 yards. Eifert, Green and left tackle Andrew Whitworth were selected to the Pro Bowl.

In Jackson's first year as offensive coordinator for Cincinnati in 2014, the run game posted its highest yards per game average (134.1) since 2000. Dalton passed for 3,398 yards and Green totaled 1,041 receiving yards. Hill led all NFL rookies with 1,124 rushing yards, the second-most by a Bengals rookie in team history.

After spending the 2010 season as the Raiders offensive coordinator, Jackson was promoted to head coach in 2011. Oakland finished the year 8-8 and tied for first in the AFC West but missed the postseason via tiebreaker. The 8-8 mark was the best record by any Raiders team since 2002. The Raiders finished ninth in the NFL in total offense (379.5 yards per game) and seventh in rushing offense (131.9).

Before joining the Raiders, Jackson spent two seasons (2008-09) as quarterbacks coach for Baltimore, helping the Ravens advance to the playoffs both years. He was vital in the development of Joe Flacco, who was named NFL Rookie of the Year in 2008 and became the first rookie quarterback to win two playoff games as the Ravens advanced to the AFC Championship game.

From 2004-06, Jackson served as the Bengals wide receivers coach, helping develop one of the best wide receiver tandems in NFL history with Chad Johnson and T.J. Houshmandzadeh. During that span, the two combined to average 173.3 catches, 2,363.3 receiving yards and 15 touchdowns per season. In 2005, Johnson led the AFC with 1,432 receiving yards. In 2006, Johnson and Houshman-



# JACKSON continued...

dzadeh became the first Bengals duo to each top 1,000 receiving yards in the same season.

Jackson gained his first fulltime NFL experience with Washington, where he served as the running backs coach from 2001-02, before being promoted to offensive coordinator in 2003. Under Jackson's tutelage, running back Stephen Davis led the NFC with 1,432 rushing yards in 2001.

Jackson spent 14 years coaching on the college level, going from a graduate assistant at Pacific all the way to offensive coordinator at Southern California. He spent four seasons (1997-2000) as USC's offensive coordinator, where he also helped to recruit and develop players, including quarterback Carson Palmer, who went on to win

the Heisman Trophy and be selected No. 1 overall in the NFL draft.

He was a minority coaching fellowship intern with the Los Angeles Rams in 1990, Arizona Cardinals in 1992 and Washington Redskins in 1995. He also served as the running backs/wide receivers/special teams coach for the London Monarchs of the World League in 1991.

Born Oct. 22, 1965, Jackson was a quarterback at Pacific from 1985-86 and threw for 2,544 yards and 19 touchdowns. The Los Angeles native also lettered in basketball and earned his degree in physical education.

Jackson and his wife, Michelle, have three daughters, Jordyn, Baylee and Haydyn.

## HUE JACKSON'S COACHING BACKGROUND

|         |   |
|---------|---|
| 1987    | University of Pacific, graduate assistant                   |
| 1988    | University of Pacific, wide receivers/special teams coach   |
| 1989    | University of Pacific, running backs/special teams coach    |
| 1990-91 | Cal State-Fullerton, running backs/special teams coach      |
| 1992-94 | Arizona State, running backs coach                          |
| 1995    | Arizona State, quarterbacks coach                           |
| 1996    | University of California-Berkeley, offensive coordinator    |
| 1997-00 | University of Southern California, offensive coordinator    |
| 2001-02 | Washington Redskins, running backs coach                    |
| 2003    | Washington Redskins, offensive coordinator                  |
| 2004-06 | Cincinnati Bengals, wide receivers coach                    |
| 2007    | Atlanta Falcons, offensive coordinator                      |
| 2008-09 | Baltimore Ravens, quarterbacks coach                        |
| 2010    | Oakland Raiders, offensive coordinator                      |
| 2011    | Oakland Raiders, head coach                                 |
| 2012    | Cincinnati Bengals, secondary/assistant special teams coach |
| 2013    | Cincinnati Bengals, running backs coach                     |
| 2014-15 | Cincinnati Bengals, offensive coordinator                   |
| 2016-   | Cleveland Browns, head coach                                |



## COACHING STAFF

# RAY HORTON



## DEFENSIVE COORDINATOR

**COLLEGE:** WASHINGTON // **HOMETOWN:** TACOMA, WASH.

**YEAR AS NFL COACH:** 23RD // **YEAR WITH THE BROWNS:** 2ND

**SUPER BOWLS WON:** THREE (XXVII, XL, XLIII)



Ray Horton rejoined the Browns as defensive coordinator on Jan. 22, 2016. Horton has been an NFL defensive coordinator the past five seasons, including the 2013 season when he served as the Browns defensive coordinator. He has coached in the NFL the past 22 seasons following a 10-year playing career as a defensive back. As a player and coach, he has made it to the Super Bowl five times, where he has three wins.

Horton orchestrated one of the best defensive turn-arounds in Cleveland history. After finishing 23rd in the league the previous year, the Browns ranked ninth in the league in total defense in 2013, marking the team's best finish since 1994. The Browns limited opponents to an average of 3.9 yards per carry, which ranked eighth in the NFL and marked Cleveland's best total in 18 years. The Browns defense also registered 40 sacks, their most since 2001. Corner Joe Haden, who finished tied for third in the NFL with 20 pass break-ups, and safety T.J. Ward were each selected to their first career Pro Bowl.

In between his stints as Browns defensive coordinator, Horton spent two seasons (2014-15) as the defensive coordinator for Tennessee. The Titans finished sixth in the NFL in sacks per pass play, seventh in passing yards allowed and eighth in rush average against in 2015. In his first season with the Titans, the team recorded at least one sack by 18 different players, a team record and the most in the NFL in 2014.

Horton spent two seasons (2011-12) with Arizona as defensive coordinator. In 2012, Horton guided a defensive unit that led the NFL in passer rating allowed (71.2) and interception percentage (4.4 percent). The defense also ranked second in the NFL in interceptions (22) and third-down efficiency (32.9 percent), third in red zone defense (44.4 percent) and fourth in takeaways (33). They also ranked fifth in passing defense (200.8 yards per game), first downs allowed (288) and points allowed per drive (1.42). Defensive back Patrick Peterson ranked fourth in the NFL with seven interceptions and led the league with five fumble recoveries en route to a Pro Bowl selection. Horton made an immediate impact upon his arrival in

2011, as the club's defense allowed 34 total touchdowns, their fewest since 1994, while leading the NFL in third down efficiency (31.4 percent).

Prior to his time in Arizona, Horton spent seven seasons (2004-10) as the defensive backs/assistant defensive backs coach with the Pittsburgh Steelers. During his tenure in Pittsburgh, he helped the Steelers defense rank in the top 10 in the NFL in total defense each season, including leading the NFL on three occasions (2004, 2007-08). Horton was pivotal in the development of safety Troy Polamalu, as he was selected to six consecutive Pro Bowls (2005-10), named first-team All-Pro three times (2005, 2008, 2010) and was voted as the 2010 AP Defensive Player of the Year.

Horton began his coaching career with Washington, where he served as assistant defensive backs/defensive assistant for three seasons (1994-96). He then made two stops as defensive backs coach with Cincinnati (1997-2001) and Detroit (2002-03), before landing in Pittsburgh.

A second-round selection (53rd overall) by Cincinnati in the 1983 NFL Draft, Horton appeared in 147 games with 99 starts with the Bengals (1983-88) and Cowboys (1989-92). Over the course of his career, he notched 19 interceptions, 11 fumble recoveries, five forced fumbles and scored five defensive touchdowns. He also made two Super Bowl appearances, playing in Super Bowl XXIII with Cincinnati and winning Super Bowl XXVII with Dallas.

A three-year letterman (1980-82) as a defensive back at the University of Washington, Horton earned All-Pac 10 honors and played in two Rose Bowls. A native of Tacoma, Wash., he was an All-American at Mount Tacoma High School.

He is also an avid pilot.

Horton and his wife, Karena, have three daughters, Taylor, Camrin and Mikail and a son, Jarren. Jarren is a defensive coaching intern with the Browns.



# HORTON continued...

## RAY HORTON'S NFL PLAYING BACKGROUND

- 1983-88 Cincinnati Bengals, defensive back
- 1989-92 Dallas Cowboys, defensive back

## RAY HORTON'S COACHING BACKGROUND

- 1994 Washington Redskins, defensive assistant coach
- 1995-96 Washington Redskins, assistant defensive backs coach
- 1997-00 Cincinnati Bengals, defensive backs coach
- 2001 Cincinnati Bengals, safeties coach
- 2002-03 Detroit Lions, secondary coach
- 2004-06 Pittsburgh Steelers, assistant defensive backs coach
- 2007-10 Pittsburgh Steelers, defensive backs coach
- 2011-12 Arizona Cardinals, defensive coordinator
- 2013 Cleveland Browns, defensive coordinator
- 2014-15 Tennessee Titans, defensive coordinator
- 2016- Cleveland Browns, defensive coordinator

### RETURN TO THE SIDELINES

Three defensive coaches rejoined the Browns staff in 2016 after helping orchestrate one of Cleveland's best defensive turnarounds in club history. Defensive coordinator Ray Horton and defensive backs coach Louie Cioffi return in the same capacities as 2013, while assistant defensive backs coach Cannon Matthews previously served as a coaching intern on defense.

After finishing 23rd in the league in 2012, the Browns ranked ninth in the league in total defense in 2013, marking the team's best finish since 1994. Cleveland limited opponents to an average of 3.9 yards per carry (eighth in NFL), the team's best total in 18 years. The pass defense also improved from 25th in the league to eighth, while the team ranked third in fewest yards per passing attempt (6.15). The Browns defense also registered 40 sacks, the highest total since 2001. Cornerback Joe Haden, who finished tied for third in the NFL with 20 pass break-ups, and safety T.J. Ward were both selected to their first career Pro Bowl.



## COACHING STAFF

# PEP HAMILTON



## ASSOCIATE HEAD COACH - OFFENSE

**COLLEGE:** HOWARD // **HOMETOWN:** CHARLOTTE, N.C.

**YEAR AS NFL COACH:** 11TH // **YEAR WITH THE BROWNS:** 1ST

Pep Hamilton joined the Browns as associate head coach – offense on Jan. 22, 2016.

Hamilton spent 2013-14 and the first eight weeks of the 2015 season as the offensive coordinator for the Colts. In his two full seasons as coordinator, Indianapolis went 11-5 each year, won two AFC South division titles and advanced to the postseason each year, including a trip to the AFC Championship game in 2014.

In 2014, the Colts led the NFL with a franchise-record 4,894 passing yards. The Colts also set a franchise record for net yards [6,506], recorded the second-most points [458] and third-most first downs [371] in team history. He worked with quarterback Andrew Luck, who led the NFL with 40 passing touchdowns and set a franchise record with eight consecutive 300-yard passing games. Coby Fleener and Dwayne Allen became the first tight end duo in NFL history to each record at least eight receiving touchdowns in a season. Wide receiver T.Y. Hilton finished sixth in the NFL with 1,345 receiving yards while earning his first career Pro Bowl selection.

In his first season as coordinator, the Colts led the NFL and set a franchise record for fewest turnovers [14]. He helped Luck decrease his interception total from 18 his rookie season to nine in 2013, while also seeing his completion percentage increase from 54.1 percent to 60.2. Hamilton's balanced offensive attack saw the Colts finish with their highest rushing total [1,743] since 2006.

Prior to joining the Colts, Hamilton spent three seasons [2010-12] at Stanford, serving as the offensive coordinator and quarterbacks coach the final two years. He worked closely with Luck, who was a two-time Heisman Trophy finalist [2010-11], two-time Pac-12 Player of the Year [2010-11] and the 2011 Maxwell Award winner as the nation's top player.

In 2012, Stanford went 12-2 and running back Stepfan Taylor finished as the school's all-time leader in career

rushing yards [4,212] and tied the school record with 44 total touchdowns. In 2011, Hamilton guided the Cardinal offense to a school-record 561 points, while averaging 43.2 points per game, which ranked seventh in the nation. The team also set school single-season records for total offense [6,361] and finished eighth in the country in net yards per game [489.3]. As Stanford's wide receivers coach in 2010, the team set a school record with 32 receiving touchdowns.

Hamilton served as the quarterbacks coach for the Chicago Bears from 2007-09. He worked with Jay Cutler, who set single-season franchise records for completions [336] and passing attempts [555] in 2009. In 2008, Kyle Orton compiled the fifth-highest completion percentage in team history [58.5], while finishing sixth in franchise annals in passing yards [2,972].

Hamilton was an offensive assistant and quarterbacks coach with the San Francisco 49ers in 2006, where Alex Smith became the first quarterback in team history to take every offensive snap during an entire season.

Prior to San Francisco, Hamilton spent three seasons with the New York Jets as offensive assistant/quarterbacks coach [2004-05] and offensive quality control coach [2003]. He spent one season as the pro personnel intern for the Baltimore Ravens in 2002. Hamilton also interned with the Washington Redskins [2001] and Kansas City Chiefs [2000].

Hamilton began his coaching career at his alma mater, Howard University, where he served as quarterbacks coach from 1997-2001. He added the role of offensive coordinator during the final three seasons.

A former college quarterback, Hamilton earned Howard's scholar-athlete award in 1995 and 1996, before earning his business degree in 1997.



# HAMILTON continued...

## PEP HAMILTON'S COACHING BACKGROUND

|         |   |
|---------|---|
| 1997-98 | Howard University, quarterbacks                         |
| 1999-01 | Howard University, offensive coordinator, quarterbacks  |
| 2002    | Baltimore Ravens, pro personnel intern                  |
| 2003    | New York Jets, offensive quality control                |
| 2004-05 | New York Jets, offensive assistant/quarterbacks         |
| 2006    | San Francisco 49ers, offensive assistant/quarterbacks   |
| 2007-09 | Chicago Bears, quarterbacks                             |
| 2010    | Stanford University, wide receivers                     |
| 2011-12 | Stanford University, offensive coordinator/quarterbacks |
| 2013-15 | Indianapolis Colts, offensive coordinator               |
| 2016-   | Cleveland Browns, associate head coach - offense        |

## LARGEST COMEBACKS IN BROWNS HISTORY

Trailing 28-3 late in the second quarter at Tennessee [10/5/14], the Browns scored 26 unanswered points for a 29-28 win. The 25-point comeback was the largest by a road team in NFL history and tied for the third largest all-time.

### LARGEST COMEBACKS IN NFL HISTORY

| <u>Date</u>    | <u>Game</u>                   | <u>Lead</u> | <u>Final Score</u> |
|----------------|-------------------------------|-------------|--------------------|
| Dec. 7, 1980   | San Francisco vs. New Orleans | 28          | 38-35              |
| Sept. 21, 1997 | Buffalo vs. Indianapolis      | 26          | 37-35              |
| Oct. 5, 2014   | Cleveland at Tennessee        | 25          | 29-28              |
| Nov. 8, 1987   | St. Louis vs. Tampa Bay       | 25          | 31-28              |

### LARGEST COMEBACKS IN BROWNS HISTORY

| <u>Date</u>   | <u>Game</u>               | <u>Lead</u> | <u>Final Score</u> |
|---------------|---------------------------|-------------|--------------------|
| Oct. 5, 2014  | Cleveland at Tennessee    | 25          | 29-28              |
| Dec. 4, 1966  | Cleveland vs. N.Y. Giants | 20          | 49-40              |
| Oct. 27, 2002 | Cleveland at N.Y. Jets    | 18          | 24-21              |





## COACHING STAFF

# CHRIS TABOR



## SPECIAL TEAMS COORDINATOR

**COLLEGE:** BENEDICTINE COLLEGE // **HOMETOWN:** ST. JOSEPH, MO.

**YEAR AS NFL COACH:** 8TH // **YEAR WITH THE BROWNS:** 5TH

Chris Tabor was named Browns special teams coordinator on Jan. 25, 2011. Tabor, pronounced TAY-ber, has 23 years of coaching experience between the high school, collegiate and professional levels.

Since Tabor's arrival in 2011, the Browns lead the NFL in punt return average [11.3], are tied for fifth in kickoff return average against [21.7] and are tied for sixth in punt return touchdowns [four]. The Browns have won six AFC Special Teams Player of the Week awards from 2011-15.

Last season, Tabor guided a special teams unit that finished fourth in the NFL in punt return average [11.2], fifth in kickoff return yards [1,041] and fifth in total kick return yards [1,366]. First-year kicker Travis Coons set an NFL record with 18 consecutive field goals to start his career. Punter Andy Lee set franchise best single-season marks in punt average [46.71] and net punt average [40.13]. Punt returner Travis Benjamin finished third in the league in punt return average [11.6].

In 2014, the special teams unit finished second in the NFL in opposing field position on kickoffs, including 16 stops inside the 20. The Browns turned away four kicks (two punts and two field goals) and finished eighth in the NFL in punt coverage. The Browns also registered their first blocked punt since 2003, which resulted in a safety and helped lift the team to a record-setting comeback at Tennessee on Oct. 5.

In 2013, Tabor helped kicker Billy Cundiff set a franchise record with 62 touchbacks on kickoffs. In addition, Travis Benjamin set a team record with 179 punt-return yards against Buffalo on Oct. 3.

In 2012, kicker Phil Dawson and returner Joshua Cribbs were both selected to the Pro Bowl, marking just the second time in team history that two specialists made the annual all-star game in the same year (2008, Cribbs and LS Ryan Pontbriand). The Pro Bowl selection was the first of Dawson's 14-year career. His 93.5 [29 of 31] field goal percentage clip led the AFC and was a career best. Dawson's seven field goals from 50 yards or longer tied for the second-most in the NFL in 2012. Cribbs finished fourth in the NFL in kickoff return average [27.4] and sixth in punt-return average [12.0]. In addition, John-

son Bademosi led all rookies and finished tied for third in the NFL with 18 special-teams tackles en route to being named the PFW/PFWA All-Rookie special teams player.

As a team, the Browns led the NFL with nine punt returns of 20 yards or longer in 2012, including rookie Travis Benjamin's team record 93-yard return against Kansas City [12/9/12]. The Browns also led the league in opponents' average starting position after kickoffs [19.9] and were second in the NFL in opponents' kickoff return average [19.8].

In Tabor's first season as special teams coordinator, the Browns finished second in the league with an average starting position of 24.5 after kickoffs. Dawson converted on seven field goals of 50 yards or longer, which tied for the most in the NFL in 2011. P Brad Maynard tied the Browns' single-season record with 32 punts inside the 20. Cribbs finished sixth in the league in punt return average [11.4] and 12th in kickoff return average [25.0].

Prior to joining the Browns, Tabor spent three seasons [2008-10] as assistant special teams coach with Chicago. During Tabor's tenure with the Bears, Chicago consistently ranked among the league leaders in numerous departments. The Bears ranked in the top five in no less than nine different special teams categories combined over that three-year period. Chicago led the NFL in total return yards [6,570] and kickoff return yards [5,415], posted the second-best kickoff return average [25.1], ranked third in punt return defense [7.1] and produced the fifth-best punt return average [10.4]. The Bears also registered six total kick returns for touchdowns in that time, which tied for second-most in the league.

Also during Tabor's stint in Chicago, the Bears tied for fifth in the league in punts inside the 20-yard line [90] and tied for seventh in field goal percentage [86.2]. From 2008-10, Chicago was one of only six teams in the NFL to allow one or fewer kick return touchdowns as that total tied for second in the league over that three-year span.

Tabor also helped shape some of the NFL's top return specialists. In 2008, Danieal Manning led the NFL in kickoff return average [29.7]. In 2009, Johnny Knox finished second in the league in kickoff return average [29.0] and earned



# TABOR continued...

a Pro Bowl selection as a kick returner. In 2010, Devin Hester led the NFL in punt return average [17.1] and punt return touchdowns [3] en route to earning a Pro Bowl nod as a kick returner.

In 2010, the Bears ranked first in the league in punt return average [17.1], second in kickoff return average [25.4], second in average drive start after kickoffs [31.5] and ninth in punt return defense [7.8]. The Bears' special teams unit also ranked fourth in the NFL, based on a composite formula devised by Rick Gosselin of the Dallas Morning News.

Prior to Chicago, Tabor spent two seasons at Western Michigan University [2006-07] as the running backs and special teams coach. He also spent four seasons at Utah State University, where he was the running backs and special teams coach in 2005 after being the Aggies' assistant head coach in charge of wide receivers from 2002-04.

Tabor coached at Central Methodist College [1995-96] in Fayette, Mo., before spending four seasons at the University of Missouri. He spent his first three years with the Tigers as an offensive graduate assistant [1997-99] before moving into the role of running backs and special teams coach in 2000. He was also the head coach at Culver-Stockton College in Canton, Mo., in 2001.

From 1993-1994, Tabor built experience at the community college and high school levels, coaching at Hutchinson [Kansas] Community College [1994] and Benton High School [1993] in St. Joseph, Mo.

Tabor graduated from Benedictine College in Atchison, Kansas, where he played four seasons at quarterback. He earned a master's degree in education from Columbia [Mo.] College.

He and his wife, Nikki, have two daughters, Paityn and Lainey.

## CHRIS TABOR'S COACHING BACKGROUND

|         |  |
|---------|--|
| 1997-99 | University of Missouri, offensive graduate assistant coach         |
| 2000    | University of Missouri, running backs and special teams coach      |
| 2001    | Culver-Stockton College, head coach                                |
| 2002-04 | Utah State University, assistant head coach/wide receivers         |
| 2005    | Utah State University, running backs and special teams coach       |
| 2006-07 | Western Michigan University, running backs and special teams coach |
| 2008-10 | Chicago Bears, assistant special teams coach                       |
| 2011-   | Cleveland Browns, special teams coordinator                        |

## SPECIAL TEAMS LEADS LEAGUE

Since the arrival of special teams coordinator Chris Tabor in 2011, the Browns are first in the NFL with an average of 11.3 yards per punt return.

### HIGHEST PUNT RETURN AVERAGE FROM 2011-15

|    | Team                 | Returns | Yards | Avg. |
|----|----------------------|---------|-------|------|
| 1. | Cleveland Browns     | 173     | 1,953 | 11.3 |
| 2. | Baltimore Ravens     | 194     | 2,100 | 10.8 |
| 3. | New England Patriots | 204     | 2,186 | 10.7 |



## COACHING STAFF

# KIRBY WILSON



## RUNNING BACKS/RUN GAME COORDINATOR

**COLLEGE:** ILLINOIS // **HOMETOWN:** LOS ANGELES, CALIF

**YEAR AS NFL COACH:** 19TH // **YEAR WITH THE BROWNS:** 1ST

**SUPER BOWLS WON:** TWO [XXXVII, XLIII]



Kirby Wilson was named the Browns running backs coach/run game coordinator on Jan. 22, 2016. He has 18 years of experience coaching running backs in the NFL, during which time he has coached five running backs who rank in the top 25 for career rushing yards (Emmitt Smith #1, Curtis Martin #4, Edgerrin James #11, Adrian Peterson #17 and Thomas Jones #25) and two of the top four all-time reception leaders among running backs (Larry Centers #1 and Keith Byers #4).

Wilson has helped seven different running backs break the 1,000-yard plateau a total of eight times. He has mentored four players to the Pro Bowl and has been to the playoffs with four different franchises, highlighted by the 2002 Buccaneers and 2008 Steelers Super Bowl victories. Wilson's teams have won six division titles and advanced to the postseason eight times.

He has spent the past two seasons (2014-15) with the Minnesota Vikings, where he helped Adrian Peterson capture the NFL rushing title with 1,485 yards in 2015. With Peterson missing the final 15 games in 2014, Wilson helped Matt Asiata record nine rushing touchdowns, tied for third-most in the NFL, after totaling only three rushing scores his first three seasons in the league.

Prior to Minnesota, Wilson served as Pittsburgh's running backs coach for seven seasons. In 2013, rookie Le'Veon Bell missed the first three games of the season and still broke the Steelers rookie record for most yards from scrimmage (1,259). During the 2009-2010 seasons, Wilson coached Rashard Mendenhall to back-to-back 1,000-yard campaigns. In his first season with the Steelers, Wilson helped Willie Parker lead the NFL in rushing yards (1,316) through Week 16 before missing the final game of the season due to a leg injury.

Prior to joining the Steelers, Wilson coached the running backs in Arizona (2004-06) and Tampa Bay (2002-03). In 2004, Cardinals running back Edgerrin James finished fourth in the NFL in rushing yards with 1,548 and earned

Pro Bowl honors in 2004 and 2005. In his first season with the Buccaneers, Wilson led a trio of backs to collectively gain more than 1,400 rushing yards en route to helping the Buccaneers to a victory in Super Bowl XXXVII. Buccaneers fullback Mike Alstott earned Pro Bowl accolades in 2002 after rushing for 548 yards and five touchdowns.

Wilson spent the 2001 season in the collegiate ranks serving as the wide receivers coach under Pete Carroll at Southern California.

Prior to USC, Wilson coached the running backs in Washington (2000) and New England (1997-99), where he worked with a trio of 1,000-yard rushers (Stephen Davis in 2000, Robert Edwards in 1998 and Curtis Martin in 1997). In 2000, Redskins fullback Larry Centers led the team in receptions (80).

Wilson previously spent nine seasons coaching on the college level where he had stops at Iowa State (1995-96), Wyoming (1993-94), Southern Illinois (1991-92), Los Angeles Southwest Community College (1989-90) and Pasadena Community College (1985). Under Wilson's guidance at Iowa State, running back Troy Davis earned All-American honors after becoming the first and only player in NCAA history to have back-to-back 2,000-yard rushing seasons.

Wilson played collegiately as a running back and wide receiver at Pasadena Community College (1979-80) and Illinois (1981-82). He played two seasons in the Canadian Football League as a defensive back and kick returner for the Winnipeg Blue Bombers (1983) and Toronto Argonauts (1984).

Born in Los Angeles, Calif., Wilson earned his degree from Eastern Illinois in 1989.

Wilson has five children, Kris, Michael, Tyler, Malia and Savannah.



# WILSON continued...

## KIRBY WILSON'S COACHING BACKGROUND

|         |   |
|---------|---|
| 1985    | Pasadena Community College, wide receivers coach                          |
| 1986-90 | Los Angeles Southwest Community College, quarterbacks/running backs coach |
| 1991    | Southern Illinois University, linebackers coach                           |
| 1992    | Southern Illinois University, passing game coordinator                    |
| 1993-94 | University of Wyoming, secondary coach                                    |
| 1995-96 | Iowa State University, running backs coach                                |
| 1997-99 | New England Patriots, running backs coach                                 |
| 2000    | Washington Redskins, running backs coach                                  |
| 2001    | University of Southern California, wide receivers coach                   |
| 2002-03 | Tampa Bay Buccaneers, running backs coach                                 |
| 2004-06 | Arizona Cardinals, running backs coach                                    |
| 2007-13 | Pittsburgh Steelers, running backs coach                                  |
| 2014-15 | Minnesota Vikings, running backs coach                                    |
| 2016-   | Cleveland Browns, running backs coach/run game coordinator                |

## WILSON'S WORK

Kirby Wilson has coached five running backs who rank in the top 25 for career rushing yards (Emmitt Smith #1, Curtis Martin #4, Edgerrin James #11, Adrian Peterson #17 and Thomas Jones #25) and two of the top four all-time reception leaders among running backs (Larry Centers #1 and Keith Byers #4). Wilson has helped seven different running backs break the 1,000-yard plateau and four players reach the Pro Bowl.

### WILSON'S 1,000-YARD NFL RUSHERS

| Player             | Team                 | Year | Yards  |
|--------------------|----------------------|------|--------|
| Curtis Martin      | New England Patriots | 1997 | 1,160  |
| Robert Edwards     | New England          | 1998 | 1,115  |
| Stephen Davis      | Washington Redskins  | 2000 | 1,318  |
| Edgerrin James     | Arizona Cardinals    | 2006 | 1,159  |
| Willie Parker      | Pittsburgh Steelers  | 2007 | 1,316  |
| Rashard Mendenhall | Pittsburgh Steelers  | 2009 | 1,108  |
| Rashard Mendenhall | Pittsburgh Steelers  | 2010 | 1,273  |
| Adrian Peterson    | Minnesota Vikings    | 2015 | 1,485* |

\*Led the NFL

### WILSON'S PRO BOWL SELECTIONS

| Player          | Team                 | Pro Bowl |
|-----------------|----------------------|----------|
| Stephen Davis   | Washington Redskins  | 2000     |
| Mike Alstott    | Tampa Bay Buccaneers | 2002     |
| Willie Parker   | Pittsburgh Steelers  | 2007     |
| Adrian Peterson | Minnesota Vikings    | 2015     |



## COACHING STAFF

# ADAM BEARD



## DIRECTOR OF HIGH PERFORMANCE

**COLLEGE:** EDITH COWAN UNIVERSITY // **HOMETOWN:** SYDNEY, AUSTRALIA

**YEAR AS NFL COACH:** 2ND // **YEAR WITH THE BROWNS:** 2ND

Adam Beard enters his second year with the Browns as the team's director of high performance. Beard oversees all strength and conditioning efforts for the team, as well as the sports science and nutrition initiatives.

Before joining the Browns in 2015, Beard obtained a wealth of experience overseas working with many Olympic, world champion and professional sporting organizations. He most recently served as the head of physical performance for the Welsh Rugby Union from 2009-14 where he oversaw player performance plans from four professional Welsh Rugby franchises and several overseas franchise teams.

From 2012-13, he was also appointed the head of fitness for the British and Irish Lions rugby squad in which he partnered with Microsoft to develop an innovative monitoring technology that specialized in tracking player wellness and performance. He has also served on the board of the United Kingdom Strength & Conditioning Association as the director of quality assurance and was instrumental in the development of the current Accredited Strength and Conditioning Coach accreditation, as well as designing the English Institute of Sport, As-

pire Academy of Sports and Welsh Rugby Unions Physical Quality and Strength Diagnostics testing manuals.

Beard spent nine years as a strength and conditioning coach at the Western Australian Institute of Sport (2000-02), Fremantle Dockers FC (2000-02), Australian Institute of Sport (2002-03), English Institute of Sport (2003-05), Great Britain Athletics Team during the 2004 Summer Olympics in Athens, and Aspire Academy of Sports Excellence (2005-09). Over that period, he was recognized internationally and received the Coach of the Year Awards from the National Strength & Conditioning Association in 2009 and the United Kingdom Strength & Conditioning Association in 2013.

Beard graduated with a master's of sports science degree, biomechanics from Edith Cowan University in Joondalup, Western Australia, and is currently completing a PhD at the Université de Lausanne in Lausanne, Switzerland specializing in hypoxic exercise physiology.

A native of Sydney, Australia, he and his wife, Dearne, have two sons, Aston, and Jenson.

## ADAM BEARD'S COACHING BACKGROUND

|         |  |
|---------|--|
| 2000-02 | Western Australian Institute of Sport, strength and conditioning coach |
| 2000-02 | Fremantle Dockers FC, strength and conditioning coach                  |
| 2002-03 | Australian Institute of Sport, strength and conditioning coach         |
| 2003-05 | English Institute of Sport, strength and conditioning coach            |
| 2005-09 | Aspire Academy of Sports Excellence, strength and conditioning coach   |
| 2012-13 | British and Irish Lions Rugby, head of fitness                         |
| 2009-14 | Welsh Rugby Union, head of physical performance                        |
| 2015-   | Cleveland Browns, director of high performance                         |



## COACHING STAFF

# ROCK CARTWRIGHT



## OFFENSIVE QUALITY CONTROL/ASST. RBs

**COLLEGE:** KANSAS STATE // **HOMETOWN:** CONROE, TEXAS

**YEAR AS NFL COACH:** 1ST // **YEAR WITH THE BROWNS:** 1ST

Rock Cartwright was named offensive quality control/assistant running backs coach on Feb. 8, 2016. As a running back, Cartwright appeared in 154 games during a 10-year NFL career.

Cartwright was a seventh-round draft pick by Washington in 2002. He played eight seasons (2002-09) with the Redskins and two (2010-11) with the Raiders. Cartwright rushed for 956 career yards on 228 attempts (4.2 avg.) with six touchdowns and added 64 receptions for 589 yards with two scores. He also logged 5,450 kickoff re-

turn yards for a 23.6-yard average with one touchdown. He set a Redskins single-season record with 1,541 kickoff return yards in 2006 and finished second in club history with 3,157 kickoff return yards.

He was a training camp coaching intern with the Steelers in 2015.

A native of Conroe, Texas, Cartwright graduated with a degree in interdisciplinary studies from Kansas State, where he was an all-conference selection.

## ROCK CARTWRIGHT'S NFL PLAYING BACKGROUND

2002-09 Washington Redskins, running back  
2010-11 Oakland Raiders, running back

## ROCK CARTWRIGHT'S COACHING BACKGROUND

2016- Cleveland Browns, offensive quality control/assistant running backs coach

## METCALF MAKES HISTORY

Eric Metcalf tied an NFL record when he returned two punts for touchdowns, lifting Cleveland to a 28-23 victory against the Pittsburgh Steelers at Cleveland Municipal Stadium on Oct. 24, 1993. Metcalf returned his first punt 91 yards for a second-quarter score to put the Browns ahead 14-0. Pittsburgh was able to come back, and held a 23-21 fourth-quarter lead, until Metcalf took his second punt back 75 yards for a touchdown with 2:05 remaining. Prior to Metcalf, the feat had been achieved just four times previously. Currently, only 12 players (14 times) in NFL history have returned two punts for touchdowns in a single game. Metcalf and Baltimore's Jermaine Lewis are the two who have accomplished the feat twice during their careers.



## COACHING STAFF

# LOUIE CIOFFI

## DEFENSIVE BACKS

**COLLEGE:** SUNY-STONY BROOK // **HOMETOWN:** QUEENS, N.Y.

**YEAR AS NFL COACH:** 22ND // **YEAR WITH THE BROWNS:** 2ND



Sigismondo "Louie" Cioffi rejoined the Browns as defensive backs coach on Feb. 8, 2016. He previously spent the 2013 season in the same role with the club. Cioffi has 21 years of NFL coaching experience and has worked with Browns defensive coordinator Ray Horton during 10 of those seasons.

Cioffi assisted with one of the best defensive turn-arounds in Cleveland history. After finishing 23rd in the league the previous year, the Browns ranked ninth in the league in total defense in 2013, marking the team's best finish since 1994. The pass defense improved from 25th in the league to eighth and the team ranked third in fewest yards per passing attempt [6.15]. Corner Joe Haden tied for third in the NFL with 20 pass break-ups as he and safety T.J. Ward were each selected to their first career Pro Bowl.

In between his stints with the Browns, Cioffi spent two seasons [2014-15] as the defensive backs coach for Tennessee. The Titans finished seventh in passing yards allowed in 2015.

Cioffi spent two seasons [2011-12] with the Cardinals and his defensive backs were a part of a defensive unit that led the NFL in passer rating allowed [71.2] and interception percentage [4.4 percent]. The defense also ranked second in the NFL in interceptions [22], second in third-down efficiency [32.9 percent], fourth in take-aways [33] and fifth in passing defense [200.8 yards per game]. Cioffi played a pivotal role in the development of

2011 first-round draft pick cornerback Patrick Peterson. In 2012, Peterson ranked fourth in the NFL with seven interceptions and led the league with five fumble recoveries en route to a Pro Bowl selection. In his first season with the Cardinals, Cioffi helped guide strong safety Adrian Wilson to a Pro Bowl selection.

Prior to Arizona, Cioffi spent 14 seasons with the Cincinnati Bengals, first as a defensive assistant [1997-2002] and then as assistant defensive backs coach [2003-10]. During Cioffi's tenure with the defensive backs in Cincinnati, the Bengals collected 150 interceptions, the fifth-highest total in the NFL during that eight-year span. In 2009, Cincinnati's defense ranked fourth in the NFL in fewest yards allowed [301.4 per game], sixth in fewest passing yards allowed [203.1] and sixth in fewest average points allowed [18.2]. Hired in 1997 as a defensive assistant at the age of 23, Cioffi was the youngest full-time assistant coach in the NFL at that time. In addition to his on-field duties with players, he also handled much of the preparation work for the entire defense on the team's upcoming opponent.

He began his coaching career in 1993 as a staff assistant with the New York Jets. Following two seasons with the Jets, Cioffi coached wide receivers for two seasons [1995-96] at C.W. Post University in Brookville, N.Y. The 1996 team won the ECAC Division II Championship.

Born in Queens, N.Y., Cioffi attended college at SUNY-Stony Brook. Cioffi and his wife, Cindy, have two daughters, Cecilia Elle and Corrine, and a son, Sigismondo Connor.

## LOUIE CIOFFI'S COACHING BACKGROUND

|         |   |
|---------|---|
| 1993-94 | New York Jets, staff assistant                      |
| 1995-96 | C.W. Post University, wide receivers coach          |
| 1997-02 | Cincinnati Bengals, defensive assistant coach       |
| 2003-10 | Cincinnati Bengals, assistant defensive backs coach |
| 2011-12 | Arizona Cardinals, defensive backs coach            |
| 2013    | Cleveland Browns, defensive backs coach             |
| 2014-15 | Tennessee Titans, defensive backs coach             |
| 2016-   | Cleveland Browns, defensive backs coach             |



# KEN DELGADO



## ASSISTANT DEFENSIVE LINE

**COLLEGE:** KANSAS STATE // **HOMETOWN:** SAN JOSE, CALIF.

**YEAR AS NFL COACH:** 1ST // **YEAR WITH THE BROWNS:** 1ST

Ken Delgado was named assistant defensive line coach on Feb. 8, 2016. He has spent the past 30 years coaching on the college level, where he has helped his teams to 15 postseason bowl games and developed a number of future NFL players.

He spent the past two seasons (2014-15) as the defensive ends coach at Western Kentucky. In 2015, the Hill-toppers went 12-2 and finished No. 24 in the final Associated Press poll. Delgado helped WKU to bowl games both seasons and, in 2014, defensive end Derik Overstreet was named Bahamas Bowl defensive MVP.

Delgado spent four seasons (2010-13) as the defensive line coach at Eastern Michigan. In 2012, he worked with Andy Mulumba, who was the second overall pick in the 2013 Canadian Football League Draft and later signed with the Green Bay Packers.

Prior to EMU, Delgado spent two seasons (2008-09) as defensive line coach at Louisville. He worked with Adrian Grady, who signed with the Indianapolis Colts.

Delgado was the defensive line coach at California from 2002-07. In 2004, Cal finished second in the country after allowing 82.5 rushing yards per game. Ryan Riddle set a school record with 14.5 sacks in 2004. Two of Delgado's products, Brandon Mebane [Seattle] and Tully Banta-Cain [New England], went on to win the Super Bowl. Del-

gado also recruited future NFL Pro Bowler DeSean Jackson to Berkeley.

Prior to joining the staff at Cal, Delgado worked eight years (1994-01) at San Diego State. He served as the defensive line coach from 1994-99 before being promoted to defensive coordinator from 2000-01. He helped develop Kabear Gbaja-Biamila, who became the Aztecs' sack leader and later the Green Bay Packers' career sack leader. Delgado also worked with 1998 WAC Freshman of the Year Jerome Haywood and La'Roi Glover, who went on to earn six Pro Bowl selections and led the NFL in sacks in 2000.

Delgado coached one season (1993) at Utah, where he coached future first-round pick Luther Elliss, prior to spending seven seasons (1986-92) at San Jose State. He coached the defensive line from 1988-92 and served as a graduate assistant from 1986-87. In 1990, the Spartan defense ranked third nationally in rushing defense and 13th in total defense.

Delgado earned a bachelor's degree in business management from San Jose State, where he played two seasons for the Spartans. He was also a Junior College All-American and a first-team all-state performer at Chabot College.

A native of San Jose, Delgado and his wife, Beverly, have two children, Virginia and David.

## KEN DELGADO'S COACHING BACKGROUND

|         |  |
|---------|--|
| 1986-87 | San Jose State University, graduate assistant coach                    |
| 1988-92 | San Jose State University, defensive line coach                        |
| 1993    | University of Utah, defensive line coach                               |
| 1994-99 | San Diego State University, defensive line coach                       |
| 2000-01 | San Diego State University, defensive coordinator/defensive line coach |
| 2002-07 | University of California, defensive line coach                         |
| 2008-09 | University of Louisville, defensive line coach                         |
| 2010-13 | Eastern Michigan University, defensive line coach                      |
| 2014-15 | Western Kentucky University, defensive ends coach                      |
| 2016-   | Cleveland Browns, assistant defensive line coach                       |





## COACHING STAFF

# JOHNNY HOLLAND



## INSIDE LINEBACKERS

**COLLEGE:** TEXAS A&M // **HOMETOWN:** HEMPSTEAD, TEXAS  
**YEAR AS NFL COACH:** 18TH // **YEAR WITH THE BROWNS:** 1ST  
**SUPER BOWLS WON:** ONE (XXXI)



Johnny Holland was named the Browns inside linebackers coach on Feb. 8, 2016. As a coach, he has helped his teams win championships in the NFL, CFL and UFL. As a player, he played seven seasons as a linebacker with Green Bay and was named to the Packers Hall of Fame in 2001, the Texas A&M Hall of Fame in 1993 and the Cotton Bowl Hall of Fame in 2000.

Holland has coached in the CFL the past three seasons (2013-15). He was the linebackers coach with the B.C. Lions from 2014-15 and the Saskatchewan Roughriders in 2013. He helped guide the Roughriders capture the Grey Cup.

He spent one year with the Oakland Raiders (2012) after one season (2011) with the UFL's Virginia Destroyers, helping the team win the league championship.

Holland served as linebackers coach for five seasons (2006-10) with the Houston Texans. He helped tutor two players who were named Associated Press Defensive Rookie of the Year in DeMeco Ryan (2006) and Brian Cushing (2009). In 2009, Cushing registered 133 tackles, four sacks and four interceptions as the Texans set a then-franchise record with nine wins. In 2006, Ryan recorded 156 tackles, the most by an NFL rookie in 20 years.

Holland spent three seasons with Detroit, first as a defensive assistant from 2003-04 before coaching the linebackers in 2005. He also spent three seasons with Seattle, starting as assistant special teams/assistant strength and conditioning coach in 2000 before coaching the linebacker from 2001-02.

He began his coaching career with the Packers in 1995 and spent five seasons on staff. He served as defensive quality control coach (1995-97), special teams coach (1998) and linebackers coach (1999). He helped the Packers win consecutive NFC championships and Super Bowl XXXI.

As a second-round pick, Holland played seven seasons with the Packers, surpassing the 100 tackle mark in each of his final six seasons. In 1992, he led Green Bay with 145 tackles and helped the team to its first playoff victory in 11 years. He was inducted in the Packers Hall of Fame in 2001.

A native of Hempstead, Texas, Holland was a four-year letterman at Texas A&M. He led the Aggies in tackles each of his final three seasons. He was enshrined in the Texas A&M Hall of Fame in 1993.

Holland and his wife, Faith, have a son, Jordan, and a daughter, Joli.

## JOHNNY HOLLAND'S NFL PLAYING BACKGROUND

1987-93 Green Bay Packers, linebacker

## JOHNNY HOLLAND'S COACHING BACKGROUND

1995-97 Green Bay Packers, defensive quality control coach  
 1998 Green Bay Packers, special teams coach  
 1999 Green Bay Packers, linebackers coach  
 2000 Seattle Seahawks, assistant special teams/assistant strength and conditioning coach  
 2001-02 Seattle Seahawks, linebackers coach  
 2003-04 Detroit Lions, defensive assistant coach  
 2005 Detroit Lions, linebackers coach  
 2006-10 Houston Texans, linebackers coach  
 2011 Virginia Destroyers, linebackers coach  
 2012 Oakland Raiders, linebackers coach  
 2013 Saskatchewan Roughriders, linebackers coach  
 2014-15 B.C. Lions, linebackers coach  
 2016- Cleveland Browns, inside linebackers coach



## COACHING STAFF

# HAL HUNTER



## OFFENSIVE LINE

**COLLEGE:** NORTHWESTERN // **HOMETOWN:** CANONSBURG, PA.

**YEAR AS NFL COACH:** 11TH // **YEAR WITH THE BROWNS:** 1ST

Hal Hunter joined the Browns as offensive line coach on Jan. 22, 2016. He brings 34 years of coaching experience on the college and professional levels.

Hunter spent the past three seasons (2013-15) with the Indianapolis Colts, serving as assistant offensive line coach for two years before spending his final season as offensive line coach. In 2015, the line paved the way for Frank Gore to rush for 967 yards, the most by a Colts running back since 2007. During the past two seasons, the Colts finished in the top-15 in sacks allowed, despite injuries plaguing the unit that forced the team to have 11 different starting lineups in 2014.

Prior to Indianapolis, Hunter spent seven seasons in San Diego as assistant offensive line coach (2006), offensive line coach (2007-11) and offensive coordinator/offensive line coach (2012). Under his guidance, the Chargers offensive line boasted eight Pro Bowl selections, while opening holes for three Pro Bowl running backs. From 2006-2012, the Chargers scored 119 rushing touchdowns, which ranked second in the NFL during that span. In addition, the line ranked ninth in fewest sacks allowed during that timeframe.

Prior to joining the Chargers, Hunter spent 24 years coaching at the collegiate level, including a four-year

stint at North Carolina as the offensive line coach (2002-05). He also spent two seasons at Indiana as offensive coordinator (2000-01). With the Hoosiers, Hunter coached Big Ten Player of the Year Antwaan Randle El, who posted 1,783 passing yards, 1,270 rushing yards and 23 combined touchdowns in 2000.

Hunter coached at Louisiana State, where he served as assistant head coach and later interim head coach in 1999, following four seasons as the school's offensive line coach. His other collegiate coaching stops include Vanderbilt (1991-94), Akron (1987-90), Indiana University of Pennsylvania (1986), Columbia (1985), Pittsburgh (1983-84) and William & Mary (1982).

Born in Canonsburg, Pa., Hunter was a standout in football and wrestling at Belle Vernon (Pa.) High School. He was a Dean's List student at Northwestern and graduated with honors, earning a degree in communications and economics. Hunter's football career with the Wildcats ended prematurely in 1978 due to injury, but he remained with the team, working with the offensive line and serving as the assistant strength coach.

Hunter and his wife, Tracy, have two sons, Hal T. and Andrew. His father (Hal Sr.) was an NFL offensive line coach and was on the Browns staff from 1989-92.

## HAL HUNTER'S COACHING BACKGROUND

|           |  |
|-----------|--|
| 1982      | William & Mary University, outside linebackers/strength coach  |
| 1983-84   | University of Pittsburgh, offensive line coach                 |
| 1985      | Columbia University, offensive line coach                      |
| 1986      | Indiana University of Pennsylvania, offensive line coach       |
| 1987-1990 | University of Akron, offensive line coach                      |
| 1991-93   | Vanderbilt University, offensive tackles/tight ends coach      |
| 1994      | Vanderbilt University, offensive line coach                    |
| 1995-98   | Louisiana State University, offensive line                     |
| 1999      | Louisiana State University, assistant/interim head coach       |
| 2000-01   | Indiana University, offensive coordinator                      |
| 2002-05   | University of North Carolina, offensive line coach             |
| 2006      | San Diego Chargers, assistant offensive line coach             |
| 2007-11   | San Diego Chargers, offensive line                             |
| 2012      | San Diego Chargers, offensive coordinator/offensive line coach |
| 2013-14   | Indianapolis Colts, assistant offensive line coach             |
| 2015      | Indianapolis Colts, offensive line coach                       |
| 2016-     | Cleveland Browns, offensive line coach                         |



## COACHING STAFF

# MARK HUTSON



## ASSISTANT OFFENSIVE LINE

**COLLEGE:** OKLAHOMA // **HOMETOWN:** FORK SMITH, ARK.

**YEAR AS NFL COACH:** 4TH // **YEAR WITH THE BROWNS:** 1ST

Mark Hutson was named assistant offensive line coach on Jan. 22, 2016. He brings 26 years of coaching experience on the college and professional levels.

Most recently, Hutson spent the 2015 season as associate head coach and offensive line coach at Eastern Illinois University, where he previously coached for four seasons (2003-06). He served as the Panthers interim head coach in 2006, where he led EIU to an Ohio Valley Conference Championship and NCAA FCS playoff appearance. During his tenure at Eastern Illinois, the team captured two OVC titles and made the playoffs twice.

Hutson coached the tight ends for the Oakland Raiders for three seasons (2012-14) after spending five years coaching at Tulane (2007-11), including taking over as interim head coach in 2011. During his first season with the Green Wave, Hutson's offensive line paved the way for running back Matt Forte, who rushed for a school-record 2,127 yards, the seventh-highest figure in NCAA history. Tulane recorded 26 rushing scores, tied for the second-most in school history, and 2,412 total yards, the second-highest total in school annals.

After beginning his coaching career as a graduate assistant at Oklahoma in 1990, Hutson had coaching stints at Arkansas (1992, 1998-99), Murray State (1993-96), Boise State (1997) and Tulsa (2000-02). He helped Murray State capture back-to-back OVC championships. At Tulsa, he worked with Kevin Shaffer, who was selected in the 2002 NFL Draft.

A two-time All-America lineman at Oklahoma (1986-87), Hutson was a team captain and member of the Sooners' 1985 National Championship team. He was named to the Oklahoma All-Century Team and named one of the top 100 players in program history. He was a three-time All-Big Eight selection and capped his career with an appearance in the 1988 Hula Bowl All-Star game in Hawaii.

The Fort Smith, Ark. native was a third-round draft choice of the Dallas Cowboys in 1988. He returned to Oklahoma and completed his bachelor's degree in communication in 1990.

Hutson and his wife, Sherri, have two sons Ethan and Dillon.

## MARK HUTSON'S COACHING BACKGROUND

|         |  |
|---------|--|
| 1990-91 | University of Oklahoma, graduate assistant   |
| 1992    | University of Arkansas, graduate assistant   |
| 1993-96 | Murray State University, special teams coordinator/tight ends coach                          |
| 1997    | Boise State University, special teams coordinator/tight ends coach                           |
| 1998-99 | University of Arkansas, special teams coordinator/tight ends coach                           |
| 2000-02 | University of Tulsa, offensive line coach  |
| 2003-04 | Eastern Illinois University, offensive line coach  |
| 2005-06 | Eastern Illinois University, assistant head coach/offensive coordinator/offensive line coach |
| 2006    | Eastern Illinois University, interim head coach  |
| 2007-10 | Tulane University, offensive line coach  |
| 2011    | Tulane University, interim head coach/co-offensive coordinator/offensive line coach          |
| 2012-14 | Oakland Raiders, tight ends coach  |
| 2015    | Eastern Illinois University, associate head coach/offensive line coach                       |
| 2016-   | Cleveland Browns, assistant offensive line coach   |



# DERIK KEYES



## STRENGTH AND CONDITIONING ASSISTANT

**COLLEGE:** LOUISIANA - LAFAYETTE // **HOMETOWN:** LAUREL, MISS.

**YEAR AS NFL COACH:** 4TH // **YEAR WITH THE BROWNS:** 4TH

Derik Keyes enters his fourth season with the club after joining the team on Feb. 6, 2013. Keyes currently serves the staff as a strength and conditioning assistant, working directly with wide receivers and defensive backs.

Keyes spent the 2012 season as an assistant strength and conditioning coach with the Houston Texans. During his time with the Texans, he assisted in the supervision of weight training and focused on the speed and agility development of players on injured reserve. While in Houston, the Texans went on to win the AFC South division title in 2012 as he worked under head strength and conditioning coach Cedric Smith who went on to win NFL Strength Coach of the Year in the same season.

Prior to joining the Texans, Keyes was an assistant strength and conditioning coach at his alma mater, the University of Louisiana-Lafayette, for the 2011 season. As a member of the Ragin' Cajuns' athletic department, he served as the director of strength and conditioning for men's and women's track and field, specifically sprinters

and jumpers. He also worked as the director of football freshman development and assisted with Olympic sports.

Keyes spent the 2010 season as a graduate assistant strength and conditioning coach at the University of South Alabama, where he helped develop workouts for the football team, women's volleyball team, men's and women's tennis teams and the men's and women's track and field teams. He began his coaching career as an assistant strength and conditioning intern in 2009 at Louisiana-Lafayette where he assisted with the football staff.

A four-year letterman (2005-08) as a safety at Louisiana-Lafayette, Keyes was named to the Sun Belt All-Conference second team as a senior. His team awards included Defensive MVP as a senior and the Hammer Award, given to the player who delivered the hardest hits of the season. He earned a bachelor's degree in 2008.

A native of Laurel, Miss., Keyes attended Lafayette High School in Lafayette, La. He is a certified USAW Sports Performance coach and NSCA professional member.

### DERIK KEYES' COACHING BACKGROUND

|       |   |
|-------|---|
| 2009  | University of Louisiana - Lafayette, assistant strength and conditioning intern |
| 2010  | University of South Alabama, graduate assistant strength and conditioning coach |
| 2011  | University of Louisiana - Lafayette, assistant strength and conditioning coach  |
| 2012  | Houston Texans, assistant strength and conditioning coach                       |
| 2013- | Cleveland Browns, assistant strength and conditioning coach                     |



## COACHING STAFF

# JOE KIM



## STRENGTH AND CONDITIONING ASSISTANT/ SKILLS DEVELOPMENT

**HOMETOWN:** LAKEWOOD, OHIO

**YEAR AS NFL COACH:** 24TH // **YEAR WITH THE BROWNS:** 7TH

Joe Kim enters the first season of his third stint with the Browns. Overall, 2016 marks his seventh season with Cleveland, where he serves as a strength and conditioning assistant/skills development. Kim originally got his start in the NFL with the Browns in 1992, where he was on staff as an assistant strength and conditioning coach/pass rush specialist through the 1995 season. He returned to the Browns from 1999-2000.

Kim returns to Cleveland after spending the 2015 season with the Washington Redskins and the 2014 season with the Chicago Bears in the same capacity.

Prior to his time in Chicago, Kim served as a pass rush consultant with the Kansas City Chiefs (2010-12), New York Giants (2010), Buffalo Bills (2009), Penn State (2009), Denver Broncos (2007), Miami Dolphins (2001-04, 06), Green Bay Packers (2005) and Dallas Cowboys (1998).

In addition to strength and conditioning, Kim brings a wealth of martial arts knowledge and experience with him as a seventh Dan Black Belt recognized by Kukkiwon, USA Taekwondo and the World Taekwondo Federation. He has produced more than 250 black belts and numerous national and international champions. In 1990, Kim earned bronze medals at the Pan Am Games and World Cup as a member of the U.S. National Taekwondo team. He is also a two-time U.S. Olympic Festival gold medalist and national champion.

A native of Lakewood, Ohio, Kim attended St. Edward High School. He and his wife, Jeana, have two daughters, Katie and Lexi.

## JOE KIM'S COACHING BACKGROUND

|         |  |
|---------|--|
| 1992-95 | Cleveland Browns, assistant strength and conditioning coach/pass rush specialist |
| 1998    | Dallas Cowboys, pass rush consultant   |
| 1999-00 | Cleveland Browns, assistant strength and conditioning/pass rush specialist       |
| 2001-04 | Miami Dolphins, pass rush consultant   |
| 2005    | Green Bay Packers, pass rush consultant  |
| 2006    | Miami Dolphins, pass rush consultant   |
| 2007    | Denver Broncos, pass rush consultant   |
| 2009    | Penn State University, pass rush consultant                                      |
| 2009    | Buffalo Bills, pass rush consultant  |
| 2010    | New York Giants, pass rush consultant  |
| 2010-12 | Kansas City Chiefs, pass rush consultant   |
| 2014    | Chicago Bears, strength/skill development specialist                             |
| 2015    | Washington Redskins, assistant strength and conditioning coach/skill development |
| 2016-   | Cleveland Browns, strength and conditioning assistant/skills development         |



## COACHING STAFF

# EVAN MARCUS



## STRENGTH AND CONDITIONING COORDINATOR

**COLLEGE:** ITHACA COLLEGE // **HOMETOWN:** UNION, N.J.

**YEAR AS NFL COACH:** 10TH // **YEAR WITH THE BROWNS:** 1ST

Evan Marcus enters his first season with the Browns. Marcus currently serves the staff as a strength and conditioning coordinator.

Marcus spent the previous two seasons as the head strength and conditioning coach for the Minnesota Vikings. Before the Vikings, Marcus oversaw strength and conditioning at the University of Virginia as the director of football training and player development from 2011-13. He also spent time at Virginia as the team's head strength and conditioning coach from 2003-06.

Prior to his second stint at Virginia, Marcus served as head strength and conditioning coach with the Miami Dolphins from 2008-10. He served in the same capacity with the Atlanta Falcons in 2007. Marcus got his start in the NFL working for the New Orleans Saints as an assistant strength and conditioning coach from 2000-02.

Before his time in the NFL, Marcus worked his way through the college ranks beginning at Arizona State from 1991-92. From there, he spent time at Rutgers [1993], Maryland [1994], Texas [1995-97] and Louisville [1998-99].

Marcus played football at Ithaca College where he was a three-time letterman as an offensive lineman and a starter in the 1998 NCAA Division III National Championship. He graduated from Ithaca with a bachelor's degree in exercise science and earned his master's degree while coaching at Arizona State. A native of Union, N.J., he attended Cranford High School.

Marcus and his wife, Lori, have a son, Jake, and daughter, Anna.

## EVAN MARCUS' COACHING BACKGROUND

|         |  |
|---------|--|
| 1991-92 | Arizona State University, assistant strength and conditioning coach          |
| 1993    | Rutgers University, assistant strength and conditioning coach                |
| 1994    | University of Maryland, assistant strength and conditioning coach            |
| 1995-97 | University of Texas, assistant strength and conditioning coach               |
| 1998-99 | University of Louisville, assistant strength and conditioning coach          |
| 2000-02 | New Orleans Saints, assistant strength and conditioning coach                |
| 2003-06 | University of Virginia, head strength and conditioning coach                 |
| 2007    | Atlanta Falcons, head strength and conditioning coach                        |
| 2008-10 | Miami Dolphins, head strength and conditioning coach                         |
| 2011-13 | University of Virginia, director of football training and player development |
| 2014-15 | Minnesota Vikings, head strength and conditioning coach                      |
| 2016-   | Cleveland Browns, strength and conditioning coordinator                      |



## COACHING STAFF

# CANNON MATTHEWS



## ASSISTANT DEFENSIVE BACKS

**COLLEGE:** OHIO // **HOMETOWN:** BEDFORD HEIGHTS, OHIO

**YEAR AS NFL COACH:** 8TH // **YEAR WITH THE BROWNS:** 2ND

Cannon Matthews rejoined the Browns as assistant defensive backs coach on Feb. 8, 2016. He spent the 2013 season as a defensive coaching intern with Cleveland.

Matthews spent the past two seasons (2014-15) as defensive quality control coach in Tennessee, assisting with the linebackers. The Titans finished sixth in the NFL in sacks per pass play, seventh in passing yards allowed and eighth in rush average against in 2015. In his first season with the Titans, the team recorded at least one sack by 18 different players, a team record and the most in the NFL in 2014.

He assisted with one of the best defensive turnarounds in Cleveland history. After finishing 23rd in the league the previous year, the Browns ranked ninth in the league in total defense in 2013, marking the team's best finish since 1994. The Browns limited opponents to an average of 3.9 yards per carry, which marked Cleveland's best

total in 18 years. The Browns defense also registered 40 sacks, their most since 2001. Corner Joe Haden and safety T.J. Ward were each selected to their first career Pro Bowl.

Matthews spent one season (2012) as the running backs coach at Kentucky Christian University, helping the Knights to a 7-4 record and top-25 ranking during the only winning season in school history.

Prior to KCU, Matthews spent four years (2008-11) with the Buffalo Bills as a coaching assistant. He worked with the defense and special teams from 2008-09 and with the offense from 2010-11.

He entered the professional ranks as a personnel intern for the Arena League's Arizona Rattlers in 2008.

A native of Bedford Heights, Ohio, Matthews earned a sport management degree from Ohio University.

## CANNON MATTHEWS' COACHING BACKGROUND

|         |  |
|---------|--|
| 2008-09 | Buffalo Bills, defensive/special teams assistant coach |
| 2010-11 | Buffalo Bills, offensive assistant coach               |
| 2012    | Kentucky Christian University, running backs coach     |
| 2013    | Cleveland Browns, defensive coaching intern            |
| 2014-15 | Tennessee Titans, defensive quality control coach      |
| 2016-   | Cleveland Browns, assistant defensive backs coach      |

## COACHING CHAMPIONS

Five Browns coaches have previously been members of Super Bowl championship teams, including defensive coordinator Ray Horton, who has an NFL title as both a player and a coach. Horton has five total Super Bowl appearances with three victories [XXVII, XL, XLIII].

| Coach               | Team                  | Super Bowl(s) won |
|---------------------|-----------------------|-------------------|
| Johnny Holland      | Green Bay Packers     | XXXI              |
| Ray Horton (player) | Dallas Cowboys        | XXVII             |
| (coach)             | Pittsburgh Steelers   | XL, XLIII         |
| Kirby Wilson        | Tampa Bay /Pittsburgh | XXVII, XLIII      |
| Robert Nunn         | New York Giants       | XLVI              |
| Al Saunders         | St. Louis Rams        | XXXIV             |



## COACHING STAFF

# SHAWN MENNENGA



## SPECIAL TEAMS ASSISTANT

**COLLEGE:** MISSOURI // **HOMETOWN:** MELBOURNE, IOWA

**YEAR AS NFL COACH:** 6TH // **YEAR WITH THE BROWNS:** 6TH

Shawn Mennenga, pronounced MEN-in-guh, enters his sixth season as Browns special teams assistant coach after being named to the position on Feb. 14, 2011.

Since Mennenga's and special teams coordinator Chris Tabor's arrival in 2011, the Browns lead the NFL in punt return average [11.3], are tied for fifth in kickoff return average against [21.7] and are tied for sixth in punt return touchdowns [four]. The Browns have won six AFC Special Teams Player of the Week awards from 2011-15.

Last season, the special teams unit finished fourth in the NFL in punt return average [11.2], fifth in kickoff return yards [1,041] and fifth in total kick return yards [1,366]. First-year kicker Travis Coons set an NFL record with 18 consecutive field goals to start his career. Punter Andy Lee set franchise best single-season marks in punt average [46.71] and net punt average [40.13]. Punt returner Travis Benjamin finished third in the league in punt return average [11.6].

In 2014, Mennenga assisted a special teams unit that finished second in the NFL in opposing field position on kickoffs, including 16 stops inside the 20. The Browns turned away four kicks [two punts and two field goals] and finished eighth in the NFL in punt coverage. The Browns also registered their first blocked punt since 2003, which resulted in a safety and helped lift the team to a record-setting comeback at Tennessee on Oct. 5.

In 2013, kicker Billy Cundiff set a franchise record with 62 touchbacks on kickoffs. In addition, Travis Benjamin set a team record with 179 punt-return yards against Buffalo on Oct. 3.

In 2012, kicker Phil Dawson and returner Joshua Cribbs were both selected to the Pro Bowl, marking just the second time in team history that two specialists made the annual all-star game in the same year [2008, Cribbs and LS Ryan Pontbriand]. The Pro Bowl selection was the first of Dawson's 14-year career. His 93.5 [29 of 31] field goal percentage clip led the AFC and was a career best. Dawson's seven field goals from 50 yards or longer tied for the second-most in the NFL in 2012. Cribbs finished

fourth in the NFL in kickoff return average [27.4] and sixth in punt-return average [12.0]. In addition, Johnson Bade-mosi led all rookies and finished tied for third in the NFL with 18 special-teams tackles en route to being named the PFW/PFWA All-Rookie special teams player.

As a team, the Browns led the NFL with nine punt returns of 20 yards or longer in 2012, including rookie Travis Benjamin's team record 93-yard return against Kansas City [12/9/12]. The Browns also led the league in the league in opponents' average starting position after kickoffs [19.9] and were second in the NFL in opponents' kickoff return average [19.8].

Prior to joining the Browns, Mennenga spent the 2009-10 seasons as the linebackers coach at South Dakota State University. In 2009, the Jackrabbits' defense ranked in the top 20 nationally in four categories, including pass efficiency [4th - 99.55], rushing defense [14th - 104.3 ypg], points per game allowed [16th - 17.4] and total defense [17th - 289.5 ypg].

Before joining South Dakota State's staff, Mennenga spent four seasons [2005-08] as the defensive coordinator at Fort Hays State University in Hays, Kansas. He spent the previous four years at Culver-Stockton College in Canton, Missouri, where he served one season as the Wildcats' defensive coordinator [2001] and the final three as the team's head coach [2002-04].

During his collegiate coaching career, he has also held assistant positions at Hutchinson Community College [defensive coordinator - 1998-2000], Western Kentucky University [outside linebackers - 1997] and Southwest Baptist University [1995-96 - secondary; 1994 - graduate assistant].

Mennenga lettered one season as a defensive back at the University of Missouri in 1992.

A native of Melbourne, Iowa, he and his wife, Christie, have a son, Garrett, and a daughter, Ashley.

STAFF

PLAYERS

2015 SEASON

HISTORY

RECORDS

GAME DAY





# MENNENGA continued...

## SHAWN MENNENGA'S COACHING BACKGROUND

|           |  |
|-----------|--|
| 1994      | Southwest Baptist University, graduate assistant coach |
| 1995-96   | Southwest Baptist University, secondary coach          |
| 1997      | Western Kentucky University, outside linebackers coach |
| 1998-2000 | Hutchinson Community College, defensive coordinator    |
| 2001      | Culver-Stockton College, defensive coordinator         |
| 2002-04   | Culver-Stockton College, head coach                    |
| 2005-08   | Fort Hays State University, defensive coordinator      |
| 2009-10   | South Dakota State University, linebackers coach       |
| 2011-     | Cleveland Browns, special teams assistant coach        |

## BROWNS TAKE FIRST TEAM FLIGHT

On Oct. 11, 1946, the Browns took their first team flight. Browns Head Coach Paul Brown innovated travel in professional sports as Cleveland became the first pro team that flew to all road games. In the photo below, the Browns are heading to New York for a Saturday night contest against the New York Yankees.





## COACHING STAFF

# JAMEY MROZ



## SPORTS SCIENTIST

**COLLEGE:** SPRINGFIELD COLLEGE // **HOMETOWN:** SALEM, MASS.

**YEAR AS NFL COACH:** 3RD // **YEAR WITH THE BROWNS:** 1ST

Jamey Mroz enters his first season with the Browns. He currently serves the staff as a sports scientist.

Mroz comes to Cleveland after working at Ignition APG. While with Ignition, he served as a sports science consultant for the Cincinnati Bengals in 2015. In 2014, Mroz served as the assistant director of football sports performance at Vanderbilt University after working for the New York Giants as a strength and conditioning coaching assistant in 2013.

Mroz got his full-time start in strength and conditioning at Southern Louisiana University as an assistant strength

coach from 2011-12 where he earned a master's degree in kinesiology. He also gained experience as a strength and conditioning intern at the University of Massachusetts-Amherst, as well as Boston College Olympic Strength and Conditioning and with the Harvard University football team.

Mroz played linebacker at Merrimack College before finishing his career at Springfield College. Mroz went on to earn his bachelor's degree in exercise science from Springfield. A native of Salem, Mass., Mroz attended Amesbury High School.

## JAMEY MROZ'S COACHING BACKGROUND

|         |  |
|---------|--|
| 2011-12 | Southeastern Louisiana University, assistant strength coach              |
| 2012    | New York Jets, training camp strength and conditioning intern            |
| 2013    | New York Giants, strength and conditioning coaching assistant            |
| 2014    | Vanderbilt University, assistant director of football sports performance |
| 2015    | Cincinnati Bengals, strength and conditioning coaching assistant         |
| 2016-   | Cleveland Browns, sports scientist                                       |

## NATIVE SONS

The Browns currently have six Ohio natives on the roster, including four who grew up within 100 miles of Cleveland.

### Player

DB Sean Baker  
 OL Dan France  
 OL John Greco  
 DL John Hughes III  
 DL Jamie Meder  
 DL Kyle Rose

### Hometown

Youngstown, Ohio  
 North Royalton, Ohio  
 Youngstown, Ohio  
 Gahanna, Ohio  
 Parma Heights, Ohio  
 Centerville, Ohio

STAFF

PLAYERS

2015 SEASON

HISTORY

RECORDS

GAME DAY



## COACHING STAFF

# ROBERT NUNN



## DEFENSIVE LINE

**COLLEGE:** OKLAHOMA STATE // **HOMETOWN:** APACHE, OKLA.

**YEAR AS NFL COACH:** 17TH // **YEAR WITH THE BROWNS:** 1ST

**SUPER BOWLS WON:** ONE (XLVI)



Robert Nunn was named Browns defensive line coach on Feb. 8, 2016. He has 16 years of NFL coaching experience, including the past six seasons as defensive line coach with the New York Giants, where he helped the team win Super Bowl XLVI.

During his six seasons (2010-15) with the Giants, Nunn worked with a number of renowned pass rushers, including Jason Pierre-Paul, Justin Tuck and Osi Umenyiora, who each recorded at least one double-digit sack season during that span. Pierre-Paul, a first-round draft choice in 2010, recorded 43 sacks during his time under Nunn, including 16.5 in 2011. He joined Hall of Famers Lawrence Taylor and Michael Strahan as the only Giants with at least 16 sacks in a season. Umenyiora and Tuck tied for the Giants' postseason sack lead with 3.5 apiece in 2011 as Tuck had both of the Giants' sacks during the team's victory over New England in the Super Bowl.

Nunn coached Tampa Bay's defensive line in 2009 and Green Bay's defensive tackles from 2005-08. In 2008, Johnny Jolly and Ryan Pickett ranked in the top five in tackles among Green Bay defenders. Jolly set a career high with 82 stops. Pickett, who joined the Packers in 2006, tallied 236 tackles, 2.5 sacks and 13 passes defended in three seasons under Nunn. During his first season in Green Bay, Nunn helped elevate the Packers defense to seventh in the NFL from 25th before his arrival.

Nunn had two stints coaching in Miami, first from 2000-02 and also in 2004. He entered the NFL as a defensive

assistant in 2000, before being promoted to assistant defensive line/quality control coach from 2001-02. During that time, he worked with Pro Bowl defensive end Jason Taylor. Nunn was a special assistant with the Dolphins in 2004, where he began the year working on off-the-field projects and later assisted with the linebackers after Dave Wannstedt resigned with seven games left in the season.

In 2003, Nunn was the defensive line coach in Washington, during which time Bruce Smith broke the NFL career sacks record.

Prior to the joining the NFL ranks, Nunn coached 12 years on the college level. He spent nine years (1991-99) at Georgia Military College in Milledgeville, Ga. After one season (1991) as defensive coordinator, the school promoted him to head coach and athletic director in 1992. Nunn posted a 66-19 record in eight seasons as head coach.

He began his coaching career at Northeastern Oklahoma A&M College in 1988, where he coached the defensive line, prior to two seasons (1989-90) overseeing the defensive ends at the University of Tennessee.

A four-year letterman (1984-87) as a linebacker at Oklahoma State University, Nunn served as team captain in 1987. He earned a bachelor's degree in secondary education in 1988.

Nunn and his wife, Karen, have five children: a daughter, Josie, and four sons, Noah, Jacob, Nathan and Johnny.

## ROBERT NUNN'S COACHING BACKGROUND

|         |  |
|---------|--|
| 1988    | Northeastern Oklahoma A&M College, defensive line coach        |
| 1989-90 | University of Tennessee, defensive ends coach                  |
| 1991    | Georgia Military College, defensive coordinator                |
| 1992-99 | Georgia Military College, head coach                           |
| 2000    | Miami Dolphins, defensive assistant coach                      |
| 2001-02 | Miami Dolphins, assistant defensive line/quality control coach |
| 2003    | Washington Redskins, defensive line coach                      |
| 2004    | Miami Dolphins, special assistant coach                        |
| 2005-08 | Green Bay Packers, defensive tackles coach                     |
| 2009    | Tampa Bay Buccaneers, defensive line coach                     |
| 2010-15 | New York Giants, defensive line coach                          |
| 2016-   | Cleveland Browns, defensive line coach                         |



## COACHING STAFF

# ERIC SANDERS



## DEFENSIVE QUALITY CONTROL

**COLLEGE:** UC DAVIS // **HOMETOWN:** SAN FRANCISCO, CALIF.

**YEAR AS NFL COACH:** 6TH // **YEAR WITH THE BROWNS:** 1ST

Eric Sanders was named defensive quality control coach on Feb. 8, 2016. In 2012, he was part of Head Coach Hue Jackson's staff in Oakland.

Sanders spent 2015 as a defensive assistant at Stanford. He helped the school to a 12-2 record, including a 45-16 victory in the Rose Bowl.

Prior to Stanford, Sanders spent five seasons (2010-14) with the Raiders as a quality control coach, initially with the offense for two seasons and later the defense. He worked primarily with the tight ends before the defensive line. In 2010, tight end Zach Miller was selected to his first career Pro Bowl.

Sanders spent two seasons (2008-09) coaching the linebackers at UC Davis and one season (2006) as assistant offensive line/tight ends coach. He also was a graduate assistant at Utah State in 2007.

He earned a degree in psychology from UC Davis, while working as the team's video coordinator and assisting with the defensive line as an undergraduate.

## ERIC SANDERS' COACHING BACKGROUND

|         |   |
|---------|---|
| 2006    | University of California-Davis, assistant offensive line/tight ends coach |
| 2007    | Utah State University, graduate assistant                                 |
| 2008-09 | University of California-Davis, linebackers coach                         |
| 2010-11 | Oakland Raiders, offensive quality control coach                          |
| 2012-14 | Oakland Raiders, defensive quality control coach                          |
| 2015    | Stanford University, defensive assistant coach                            |
| 2016-   | Cleveland Browns, defensive quality control coach                         |

## PRO BOWL PRESTIGE

Six Browns players have combined for 17 Pro Bowl selections during their careers. Last year, OL Joe Thomas tied the franchise record with his ninth Pro Bowl honor, joining Browns legends Jim Brown (1957-65) and Lou Groza (1950-55, 1957-59), while TE Gary Barnidge received his first career Pro Bowl invitation.

| Player                | Team                | Pro Bowl*        |
|-----------------------|---------------------|------------------|
| TE Gary Barnidge      | Cleveland Browns    | 2016             |
| QB Robert Griffin III | Washington Redskins | 2013             |
| CB Joe Haden          | Cleveland Browns    | 2014, 2015       |
| P Andy Lee            | San Francisco 49ers | 2008, 2010, 2012 |
| OL Joe Thomas         | Cleveland Browns    | 2008-2016        |
| CB Tramon Williams    | Green Bay Packers   | 2011             |

\*Denotes year game was played



## COACHING STAFF

# AL SAUNDERS

## SENIOR OFFENSIVE ASSISTANT

**COLLEGE:** SAN JOE STATE // **HOMETOWN:** HENDON, ENGLAND

**YEAR AS NFL COACH:** 34TH // **YEAR WITH THE BROWNS:** 1ST

**SUPER BOWLS WON:** ONE (XXXIV)



Al Saunders joined the Browns as senior offensive assistant on Jan. 22, 2016. He will work with the wide receivers. Saunders has more than 40 years of coaching experience, including the past 33 in the NFL. He has been a part of 15 playoff teams, five division titles and one Super Bowl championship as an NFL coach. His offensive units have ranked first in the NFL in total offense, passing, rushing or scoring 20 times.

Last season, he served as senior offensive assistant for the Miami Dolphins working primarily with the wide receivers. Jarvis Landry set a franchise record with 110 receptions and became the most productive receiver in NFL history during his first two seasons with a total of 194 receptions.

Prior to that, Saunders spent four seasons (2011-14) with the Oakland Raiders. In 2011, he served as offensive coordinator for Head Coach Hue Jackson. During that season, Oakland's offense finished with the second-highest yardage total in franchise history (6,072) and ranked among the NFL leaders in rushing, total offense and passing. In addition, the Raiders ranked second in the league in explosive plays of 20-yards-or-more with 84, first in two minute scoring offense and set a franchise record by allowed just 25 sacks.

Prior to Oakland, Saunders spent two seasons (2009-10) with Baltimore, serving as senior offensive assistant for Head Coach John Harbaugh. Saunders helped the Ravens advance to the postseason both years.

Saunders served as offensive coordinator for the St. Louis Rams in 2008, returning to the franchise nearly a decade after helping the team win Super Bowl XXXIV with one of the most explosive offenses in league history. Saunders helped create "The Greatest Show on Turf," establishing NFL records in 2000 of 7,075 total yards, 5,232 passing yards and 540 points (33.8 avg.). In 1999, the Rams finished atop the NFL with 6,412 yards of total offense, 272.1 passing yards per game and 32.9 points per game. As associate head coach (1999-2000), his work with future Hall of Fame receivers Torry Holt and Isaac Bruce was largely cited as a key factor in the Rams innovative and creative offensive success.

Between stints with the Rams, Saunders led Washington's offense for two seasons (2006-07), under Hall of Fame coach Joe Gibbs. As the associate head coach/offense, he helped the Redskins to a playoff berth in 2007. In 2006, the Redskins produced one of the league's top rushing attacks and quarterback Mark Brunell established an NFL record with 22 consecutive completions in a single game.

Saunders served as the assistant head coach/offensive coordinator for Dick Vermeil with Kansas City from 2001-05, having previously spent 10 years with the Chiefs as assistant head coach/receivers for Marty Schottenheimer (1989-98). During his second stint with the Chiefs, Saunders' offense set 46 franchise records and produced 2,157 points, 262 touchdowns and 30,470 net yards, more than any other NFL team during that five-season span. In 2005, he was named USA Today's Offensive Coach of the Year as the Chiefs led the NFL in total offense in back-to-back years.

In 2004, the Chiefs led the NFL in total offense for the first time in team history, accumulating a franchise-record 6,695 yards (418.4 avg.) and breaking or tying 18 single-season records. The Chiefs also broke or tied numerous NFL records, establishing a single-season record with 398 first downs and tying a 42-year old mark with 63 rushing touchdowns over two seasons. Kansas City became the first team in NFL history to produce three running backs that recorded 150-yard rushing performances and was the first team to post eight rushing touchdowns in one game. Tight end Tony Gonzalez also set the NFL single-season receiving mark for tight ends with 102 receptions and quarterback Trent Green became the eighth player in NFL history to finish four consecutive seasons with a QB rating of more than 90.0.

In 2003, the Chiefs led the NFL in scoring for the second straight season with a franchise-record 484 points and posted the highest red zone touchdown scoring percentage (77.8) in league history. Running back Priest Holmes set an NFL single-season record with 27 rushing touchdowns and was named NFL Offensive Player of the Year. In 2002, Saunders' offense led the league in scoring with 467 points and broke or tied 22 single-season team records, including the long-standing NFL record for fewest fumbles



# A. SAUNDERS continued...

[two] and the mark for longest touchdown pass in league history [99 yards] and the most combined first downs in a game [64]. In 2001, Kansas City's offense ranked in the NFL top-10 in rushing, passing, scoring and total offense, and Holmes led the league in rushing with 1,555 yards.

His first NFL head-coaching position came with the Chargers as interim head coach in 1986, following the resignation of Don Coryell. He spent two full seasons as the Chargers head coach after previously filling the roles of assistant head coach [1985-86] and receivers coach [1983-84] for "Air Coryell," one of the most prolific offenses in NFL history. In 1985, the Chargers led the NFL in passing and total offense five times in six seasons featuring Hall of Famers Dan Fouts, Kellen Winslow and Charlie Joiner.

Prior to entering the NFL, Saunders spent 12 years as an assistant on the collegiate level. He began his coaching career as a graduate assistant at USC under the legendary John McKay from 1970-71 and served as receivers coach at Missouri in 1972. Following three seasons as play-caller and offensive backfield coach at Utah State, where Louie Giammona led the nation in all-purpose yardage for two consecutive years [1974-75], Saunders spent six seasons at California as assistant head coach/offensive coordinator/quarterbacks coach. With All-American quarterbacks Joe Roth and Rich Campbell, he helped the Golden Bears to 32 NCAA, conference and school records and finished each season ranked in the top 10 in the nation in passing. His final collegiate stop was in 1982 as offensive coordinator/quarterbacks

coach under head coach Johnny Majors at Tennessee, where he tutored an explosive, record-breaking offense featuring NFL first-round pick wide receivers Willie Gault and Clyde Duncan.

A Native of Hendon, England, Saunders earned Academic All-America honors at San Jose State as a three-year starter and, team captain at defensive back and wide receiver from 1966-68. He was later inducted into the school's Hall of Fame. He is a former All-American swimmer and national record holder in the sport and also an accomplished distance runner, crowned the Road Runners Club of America's Master 5K National Champion in 1996. He was the recipient of California's State Graduate Fellowship and earned a master's degree in education from Stanford. Saunders was awarded California's prestigious Golden State Award in 1989, given for community leadership and service.

Saunders attended St. Ignatius High School in San Francisco, Calif., and served as a ball boy during Raiders games at Youell Field as a youth. His great-uncle, Ron Saunders, was an English soccer player and coach, who managed Aston Villa to a league cup and its first division titles.

Saunders is married to the former Karen Mize, daughter of recording artist Billy Mize, who was a three-time winner of the Academy of Country Music's Personality of the Year [1965-67]. Saunders has three children, distinguished clinical psychologist Dr. Korrin Saunders, Emmy Award winning director/producer Williams J. Saunders and NFL assistant coach Bob Saunders.

## AL SAUNDERS' COACHING BACKGROUND

|         |  |
|---------|--|
| 1970-71 | University of Southern California, graduate assistant  |
| 1972    | University of Missouri, wide receivers coach   |
| 1973-75 | Utah State University, offensive backfield coach   |
| 1976-81 | University of California, assistant head coach, offensive coordinator and quarterbacks coach |
| 1982    | University of Tennessee, offensive coordinator and quarterbacks coach                        |
| 1983-84 | San Diego Chargers, receivers coach  |
| 1985-86 | San Diego Chargers, assistant head coach/ receivers  |
| 1986-88 | San Diego Chargers, head coach   |
| 1989-98 | Kansas City Chiefs, assistant head coach/wide receivers                                      |
| 1999-00 | St. Louis Rams, associate head coach/wide receivers  |
| 2001-05 | Kansas City Chiefs, assistant head coach/offensive coordinator                               |
| 2006-07 | Washington Redskins, associate head coach/offense  |
| 2008    | St. Louis Rams, offensive coordinator  |
| 2009-10 | Baltimore Ravens, senior offensive assistant   |
| 2011    | Oakland Raiders, offensive coordinator/quarterbacks coach                                    |
| 2012-14 | Oakland Raiders, senior offensive assistant  |
| 2015    | Miami Dolphins, senior offensive assistant   |
| 2016-   | Cleveland Browns, senior offensive assistant   |



## COACHING STAFF

# BOB SAUNDERS



## OFFENSIVE QUALITY CONTROL/ASST. WRs

**COLLEGE:** MISSOURI-KANSAS CITY // **HOMETOWN:** WALNUT CREEK, CALIF.

**YEAR AS NFL COACH:** 9TH // **YEAR WITH THE BROWNS:** 2ND

Bob Saunders enters his second season with the Browns, his first as offensive quality control/assistant wide receivers coach, after spending 2015 as a coaching intern. Last season, Saunders assisted the offensive line as Joe Thomas and Alex Mack were selected to the Pro Bowl.

Saunders has coached in the NFL for nine seasons. He served as the offensive quality control coach with Kansas City (2002-05) and as the assistant wide receivers coach with Washington (2006-07) and St. Louis (2008). In Washington, Saunders coached alongside Hall of Fame Head Coach Joe Gibbs. During his four seasons in Kansas City, the Chiefs led the NFL in total offense and scoring during that span.

Saunders spent two seasons (2011-12) in the United Football League (UFL) as the wide receivers coach of the Virginia Destroyers, where he served under former Browns Head Coach Marty Schottenheimer. Saunders helped the team win the UFL title in 2011.

On the collegiate level, Saunders served as the offensive coordinator and quarterbacks coach at Oberlin College

in 2014 after coaching in the same capacity at Kansas Wesleyan University in 2013. Under the tutelage of Saunders, Kansas Wesleyan led the Kansas Collegiate Athletic Conference in total offense. Quarterback Trey Dallas led the conference in total offense, passing yards and passing touchdowns. Wide receiver Zach McClain earned All-America honors, while running back Taylor Sachs was fourth in the NAIA in rushing.

In 2010, Saunders was the quarterbacks coach at Washington University in St. Louis, where he helped guide the Bears to the UAA Championship game.

Saunders earned a bachelor's degree in communications from the University of Missouri-Kansas City, graduating with honors. He also attended Southern Methodist University, where he played wide receiver and defensive back and received the Memorial Scholarship for Leadership.

Saunders and his wife, Gina, have one daughter, Ellis Rae and one son, Emmett Alan.

## BOB SAUNDERS' COACHING BACKGROUND

|           |  |
|-----------|--|
| 2002-05   | Kansas City Chiefs, offensive quality control coach                        |
| 2006-07   | Washington Redskins, assistant wide receivers coach                        |
| 2008      | St. Louis Rams, assistant wide receivers coach                             |
| 2010      | Washington University, quarterbacks coach                                  |
| 2011-2012 | Virginia Destroyers (UFL), wide receivers coach                            |
| 2013      | Kansas Wesleyan University, offensive coordinator/quarterbacks coach       |
| 2014      | Oberlin College, offensive coordinator/quarterbacks coach                  |
| 2015      | Cleveland Browns, coaching intern  |
| 2016-     | Cleveland Browns, offensive quality control/assistant wide receivers coach |



## COACHING STAFF

# GREG SEAMON



## TIGHT ENDS

**COLLEGE:** FRANKLIN COLLEGE // **HOMETOWN:** BRIGHT, IND.

**YEAR AS NFL COACH:** 3RD // **YEAR WITH THE BROWNS:** 1ST

Greg Seamon was named tight ends coach on Jan. 22, 2016. He has more than 40 years of experience coaching and scouting football.

Prior to joining the Browns, Seamon served in multiple roles for the Cincinnati Bengals for 13 seasons (2003-15). In the college scouting area, he was in charge of scouting schools from North Carolina up to Maine, as well as overseeing local schools in Ohio. In addition to pro scouting and advanced scouting, he also cross-checked collegiate players at positions of need for the team. When Hue Jackson returned to the Bengals in 2012, Seamon also assisted him with game-planning projects each week as well as working with the tight ends during training camp.

In 2002, Seamon served as the Dallas Cowboys tight ends/offensive quality control coach.

Prior to joining the NFL, Seamon coached collegiately for 18 seasons in various roles, including 12 years as an offensive coordinator at Miami, Ohio (1999-00), Cincinnati (1995-98), Akron (1991-94) and Pacific (1985-86). In 1997, he helped Cincinnati reach the school's first bowl game in 46 years and its first bowl win since 1949.

He also had college coaching stints at Navy (1987-88), Army (1983-84) and Purdue (1981-82). Seamon began his coaching career in 1977 as a defensive coordinator at Bishop Chatard High School in Indianapolis, where he also served as head baseball coach from 1979-80.

A native of Bright, Ind., Seamon played football and baseball at Franklin College in Indiana before earning a bachelor's degree at Marian College and a master's degree from Pacific.

Seamon and his wife, the former Vickie Buck, have three daughters, Gwen, Courtney and Meredith.

## GREG SEAMON'S COACHING BACKGROUND

|         |  |
|---------|--|
| 1977-78 | Bishop Chatard High School, defensive coordinator                                |
| 1979-80 | Bishop Chatard High School, head baseball coach                                  |
| 1981    | Purdue University, tight ends coach  |
| 1982    | Purdue University, outside linebackers coach                                     |
| 1983-84 | Army, offensive line/running backs coach   |
| 1985-86 | University of the Pacific, offensive coordinator                                 |
| 1987-88 | Navy, quarterbacks coach   |
| 1991-94 | University of Akron, offensive coordinator                                       |
| 1995-98 | University of Cincinnati, offensive coordinator                                  |
| 1999-00 | Miami University, offensive coordinator  |
| 2002    | Dallas Cowboys, tight ends/offensive quality control coach                       |
| 2003    | Cincinnati Bengals, coaching staff associate/advance scout                       |
| 2004-15 | Cincinnati Bengals, college scout, pro scout, advance scout and special projects |
| 2016-   | Cleveland Browns, tight ends coach   |





## COACHING STAFF

# RYAN SLOWIK



## OUTSIDE LINEBACKERS

**COLLEGE:** UW-OSHKOSH // **HOMETOWN:** GAINESVILLE, FLA.

**YEAR AS NFL COACH:** 12TH // **YEAR WITH THE BROWNS:** 1ST

Ryan Slowik was named outside linebackers coach on Feb. 8, 2016. He has coached in the NFL the last 11 years, including two seasons [2011-12] with Ray Horton in Arizona.

Slowik was the New York Jets assistant defensive line coach in 2015. The Jets finished second in the NFL allowing 83.4 rushing yards a game and 3.58 yards per rush, third-best in the league. Slowik worked with defensive end Muhammad Wilkerson, who led the team with 12 sacks and was selected to his first career Pro Bowl. Slowik helped develop defensive end Leonard Williams, who was the sixth overall pick of the 2015 NFL Draft and finished fifth among all NFL rookie defensive linemen with three sacks last season.

Slowik spent six seasons [2009-14] with the Cardinals, where he served as defensive quality control coach, assisting with the team's linebackers from 2009-11, outside linebackers coach in 2012 and defensive assistant/defensive backs coach from 2013-14. After being promoted to assistant coach in 2012, Arizona forced 88 takeaways and allowed opponents to convert only 35.3 percent of their third-down attempts, both of which ranked fifth in the league from 2012-14.

Prior to Arizona, Slowik spent four years [2005-08] with the Broncos in a variety of roles. He was the assistant defensive backs coach [2008] and an assistant special

teams coach [2007], helping kicker Jason Elam become the first kicker since the 1970 NFL-AFL merger to convert four walk-off, game-winning field goals in the same season. In 2005-06, Slowik worked closely with the Broncos defensive backs as cornerback Champ Bailey was the runner-up for 2006 NFL Defensive Player of the Year after tying for the NFL lead with 10 interceptions and leading the league with 11 takeaways. In 2005, Bailey was named first-team All-Pro and joined safety John Lynch as Pro Bowl honorees.

Slowik started his coaching career at his alma mater, UW-Oshkosh in 2004, as an assistant secondary coach. The Titans posted the ninth-best turnover margin in Division III that season.

Before joining the coaching ranks, Slowik served as a personnel intern with the Packers for one season [2003].

As a strong safety, Slowik began his collegiate playing career at Youngstown State [2000-01] before transferring to UW-Oshkosh [2002-03].

Slowik's father, Bob, is a long-time NFL assistant, who was the Browns defensive coordinator in 1999.

A native of Gainesville, Fla., Slowik and his wife, Valerie, have a son, Tye, and a daughter, Averie.

## RYAN SLOWIK'S COACHING BACKGROUND

|         |  |
|---------|--|
| 2003    | Green Bay Packers, personnel intern                          |
| 2004    | University of Wisconsin-Oshkosh, assistant secondary coach   |
| 2005-06 | Denver Broncos, defensive assistant coach                    |
| 2007    | Denver Broncos, assistant special teams coach                |
| 2008    | Denver Broncos, assistant defensive backs coach              |
| 2009-11 | Arizona Cardinals, defensive quality control coach           |
| 2012    | Arizona Cardinals, outside linebackers coach                 |
| 2013-14 | Arizona Cardinals, defensive assistant/defensive backs coach |
| 2015    | New York Jets, assistant defensive line coach                |
| 2016-   | Cleveland Browns, outside linebackers coach                  |



## COACHING STAFF

# ART TOLHURST



## STRENGTH AND CONDITIONING ASSISTANT

**COLLEGE:** BRITISH COLUMBIA // **HOMETOWN:** RICHMOND, BRITISH COLUMBIA

**YEAR AS NFL COACH:** 1ST // **YEAR WITH THE BROWNS:** 1ST

Art Tolhurst enters his first season with the Browns. Tolhurst currently serves the staff as a strength and conditioning assistant.

Tolhurst comes to Cleveland after serving as a strength and conditioning assistant at the University of Oregon from 2012-16. His most recent stint with the Ducks marked his second after he served as a strength and conditioning graduate assistant in Eugene from 2009-10.

Between stints at Oregon, Tolhurst worked at the University of California as a strength and conditioning assistant on 2011. He got his start in strength and conditioning when he interned at the University of South Florida in 2007.

Prior to coaching, he played for the Hamburg Pioneers of the German Football League in 2000 and the British Columbia Lions in 2003. Tolhurst started his coaching career with the Vienna Vikings of the Austrian Football League from 2006-08 as a wide receivers coach.

Tolhurst played half back for the University of British Columbia, where he earned his bachelor's degree in human kinetics. He later went on to earn his master's degree in educational leadership from Oregon.

A native of Richmond, British Columbia, Tolhurst attended Richmond High School. Tolhurst married his wife, Bailey, in 2015.

## ART TOLHURST'S COACHING BACKGROUND

|         |  |
|---------|--|
| 2006-08 | Vienna Vikings (Austrian Football League), wide receivers coach    |
| 2009-10 | University of Oregon, strength and conditioning graduate assistant |
| 2011    | University of California, strength and conditioning assistant      |
| 2012-16 | University of Oregon, strength and conditioning assistant          |
| 2016-   | Cleveland Browns, strength and conditioning assistant              |

## PASS RUSH PIPELINE

In the third round of the 2016 NFL Draft, the Browns selected 2015 Ted Hendricks Award Winner Carl Nassib out of Penn State. With Nassib's selection, the Browns now have the last three Hendricks Award winners on their roster.

The Hendricks Award is given annually to college football's best defensive end. Nassib led the nation in 2015 with six forced fumbles and a school-record 15.5 sacks.

Browns LB Nate Orchard won the award in 2014 at Utah after finishing second in the nation with a school-record 18.5 sacks, while LB Jackson Jeffcoat took home the award in 2013 when he compiled 86 tackles and 13 sacks at Texas.

The Browns second-round selection in 2016, Emmanuel Ogbah, was also a finalist for the award in 2015 after posting a Big-12 leading 13 sacks at Oklahoma State.



## COACHING STAFF

# JASON VELTKAMP

## STRENGTH AND CONDITIONING COORDINATOR

**COLLEGE:** CARROLL COLLEGE // **HOMETOWN:** BOZEMAN, MONT.

**YEAR AS NFL COACH:** 1ST // **YEAR WITH THE BROWNS:** 1ST



Jason Veltkamp enters his first season with the Browns. Veltkamp currently serves the staff as a strength and conditioning coordinator.

Veltkamp comes to the Browns after spending three years as the head football strength and conditioning coach at N.C. State. Before coaching the Wolf Pack, he served as the head strength and conditioning coach at Arkansas from 2008-12 and the head football strength and conditioning coach at Louisville from 2004-07.

Prior to his time at Louisville, Veltkamp spent five years at Utah as an assistant strength and conditioning coach

from 1999-2001 and later as the director of strength and conditioning from 2001-03.

Veltkamp played offensive line at Carroll College, where he graduated in 1996 with a bachelor's degree in coaching and sports management. He also attained his master's degree in exercise physiology from Utah State as a graduate assistant strength and conditioning coach from 1997-99.

A native of Bozeman, Mont., Veltkamp attended Charles M. Russell High School in Great Falls, Mont. Veltkamp and his wife, Kristen, have two sons, Caden and Colton.

## JASON VELTKAMP'S COACHING BACKGROUND

|         |  |
|---------|--|
| 1995-96 | Carroll College, offensive line coach  |
| 1997-98 | Utah State University, strength and conditioning graduate assistant coach      |
| 1999-01 | University of Utah, assistant strength and conditioning coach                  |
| 2001-03 | University of Utah, director of strength and conditioning coach                |
| 2004-07 | University of Louisville, head football strength and conditioning coach        |
| 2008-12 | University of Arkansas, head strength and conditioning coach                   |
| 2013-15 | North Carolina State University, head football strength and conditioning coach |
| 2016-   | Cleveland Browns, strength and conditioning coordinator                        |

## NFL DADS

The Browns have three current players with fathers that played at least 200 regular season NFL games. LB Jackson Jeffcoat's dad, Jim, appeared in 227 games. LB Justin Tuggle's dad, Jessie, appeared in 209 games and was selected to five Pro Bowls. OL Mike Matthews dad, Bruce, appeared in 296 games, was selected to 14 Pro Bowls and was enshrined in the Pro Football Hall of Fame in 2007.

### BROWNS PLAYERS WITH NFL DADS WHO APPEARED IN AT LEAST 200 GAMES

| Player              | Dad                | Years   | Games |
|---------------------|--------------------|---------|-------|
| LB Jackson Jeffcoat | DL Jim Jeffcoat    | 1983-97 | 227   |
| LB Justin Tuggle    | LB Jessie Tuggle   | 1987-00 | 209   |
| OL Mike Matthews    | *OL Bruce Matthews | 1983-01 | 296   |

\* Enshrined in the Pro Football Hall of Fame in 2007



## COACHING STAFF

# STAN WATSON



## SPECIAL TEAMS QUALITY CONTROL

**COLLEGE:** MOUNT UNION // **HOMETOWN:** YOUNGSTOWN, OHIO

**YEAR AS NFL COACH:** 3RD // **YEAR WITH THE BROWNS:** 3RD

Stan Watson enters his third season on the Browns coaching staff. He is in his first year as special teams quality control coach after spending the previous two seasons as a special teams coaching intern.

Watson spent his first two seasons (2014-15) working closely with the gunners on punt coverage, where Johnson Bademosi led the league in special teams tackles in 2015.

Last season, the special teams unit finished fourth in the NFL in punt return average (11.2), fifth in kickoff return yards (1,041) and fifth in total kick return yards (1,366). First-year kicker Travis Coons set an NFL record with 18 consecutive field goals to start his career. Punter Andy Lee set franchise best single-season marks in punt average (46.71) and net punt average (40.13). Punt returner Travis Benjamin finished third in the league in punt return average (11.6).

In 2014, Watson assisted a special teams unit that finished second in the NFL in opposing field position on kickoffs, including 16 stops inside the 20. The Browns turned away four kicks (two punts and two field goals) and finished eighth in the NFL in punt coverage. The Browns also registered their first blocked punt since 2003, which resulted in a safety and helped lift the team to a record-setting comeback at Tennessee on Oct. 5

Prior to jumping to the NFL ranks, Watson spent 11 years as a collegiate coach, where he worked with 18 first-team all-conference selections and 11 All-Americans.

From 2012-2013, Watson was the special teams coordinator/linebackers coach for Toledo, where Kicker JD

Detmer was named the 2013 MAC Special Teams Player of the Year.

Watson spent four years (2008-11) coaching at Bowling Green in various roles on the defensive side of the ball. In 2008, as a defensive graduate assistant with a focus on the secondary, Bowling Green's defense ranked second in the MAC and 24th nationally in pass defense.

Before Bowling Green, Watson spent three seasons (2005-07) coaching the linebackers and secondary as the defensive coordinator at Emory & Henry College. In 2007, the school led the ODAC in total defense and was the conference's No. 1 rushing defense in 2006.

Watson began his coaching career at his alma mater Mount Union, where he worked with the linebackers (2003) and defensive line (2004). In 2003, the Purple Raiders advanced to the Division III championship game.

A Youngstown, Ohio native, Watson graduated from Mount Union with a bachelor's degree in physical education and health. He was a part of four national championships (1998, 2000, 2001, 2002) as an outside linebacker for the Purple Raiders, including as team captain for the 2002 championship team. He finished his career as a three-time All-Ohio Athletic Conference first-team selection and was an All-American as a senior.

He received a master's degree in sports administration from the United States Sports Academy in 2006.

Watson and his wife, Stephanie, have a daughter, Addison, and a son, Ross.

## STAN WATSON'S COACHING BACKGROUND

|         |  |
|---------|--|
| 2003    | Mount Union College, linebackers coach                                   |
| 2004    | Mount Union College, defensive line coach                                |
| 2005-06 | Emory & Henry College, linebackers coach/defensive coordinator           |
| 2007    | Emory & Henry College, secondary coach/defensive coordinator             |
| 2008    | Bowling Green State University, defensive grad assistant/secondary coach |
| 2009    | Bowling Green State University, secondary/cornerbacks coach              |
| 2010    | Bowling Green State University, outside linebackers coach                |
| 2011    | Bowling Green University, linebackers coach                              |
| 2012-13 | University of Toledo, special teams coordinator/linebackers coach        |
| 2014-15 | Cleveland Browns, special teams coaching intern                          |
| 2016-   | Cleveland Browns, special teams quality control coach                    |



## PLAYER PERSONNEL

# ANDREW BERRY

## VICE PRESIDENT, PLAYER PERSONNEL



Andrew Berry was named the Browns' vice president of player personnel on Jan. 27, 2016. He joined the Browns after spending the previous seven seasons (2009-15) in the Indianapolis Colts front office, including the last four as pro scouting coordinator.

With the Browns, Berry leads all talent evaluation efforts for the club, including college prospects and NFL free agents. He also oversees the club's scouting department and works closely with EVP of Football Operations Sashi Brown and Chief Strategy Officer Paul DePodesta.

Berry started with the Colts in 2009 as a scouting assistant and was promoted to pro scout in 2011 before being elevated to pro scouting coordinator in 2012. During his time in Indianapolis, the Colts won four AFC South titles, made five postseason appearances and advanced to Super Bowl XLIV. From 2009-15, Indianapolis won 67 games, sixth-most in the NFL during that span.

In the Colts' front office, Berry managed the free agency process, scouted upcoming opponents and evaluated

NFL players and players from other professional leagues. He also assisted with college scouting, preparation for the NFL draft and participated in contract negotiations during free agency.

Berry graduated from Harvard University cum laude with a bachelor's degree in economics and a master's degree in computer science in four years. While at Harvard, he was a four-year starter as a corner and was a three-time All-Ivy League team selection and an All-America honoree. He totaled 125 career tackles and five interceptions playing for the Crimson.

Berry was one of five finalists for the John Wooden Citizenship Cup, which is awarded to the nation's highest-achieving student-athlete who best displays character, teamwork and citizenship. He was a finalist for the Draddy Trophy as the national scholar-athlete of the year and was named the 2009 Football Championship Subdivision Athletic Director Association Scholar-Athlete of the Year.

## BROWNS 2016 DRAFT CLASS

| <u>Player</u>    | <u>Pos.</u> | <u>College</u>      | <u>Round</u> | <u>Overall</u> |
|------------------|-------------|---------------------|--------------|----------------|
| Corey Coleman    | WR          | Baylor              | 1            | 15th           |
| Emmanuel Ogbah   | LB          | Oklahoma State      | 2            | 32nd           |
| Carl Nassib      | DL          | Penn State          | 3            | 65th           |
| Shon Coleman     | OL          | Auburn              | 3            | 76th           |
| Cody Kessler     | QB          | Southern California | 3            | 93rd           |
| Joe Schobert     | LB          | Wisconsin           | 4            | 99th           |
| Ricardo Louis    | WR          | Auburn              | 4            | 114th          |
| Derrick Kindred  | DB          | Texas Christian     | 4            | 129th          |
| Seth DeValve     | TE          | Princeton           | 4            | 138th          |
| Jordan Payton    | WR          | UCLA                | 5            | 154th          |
| Spencer Drango   | OL          | Baylor              | 5            | 168th          |
| Rashard Higgins  | WR          | Colorado State      | 5            | 172nd          |
| Trey Caldwell    | DB          | Louisiana-Monroe    | 5            | 173rd          |
| Scoby Wright III | LB          | Arizona             | 7            | 250th          |



## PLAYER PERSONNEL

# KEN KOVASH

## VICE PRESIDENT, PLAYER PERSONNEL



Ken Kovash enters his fourth year in the Cleveland Browns player personnel department, his first as a vice president of player personnel. Kovash previously served as the director of football research/player personnel for the past three seasons. Kovash came to the Browns in 2013 after spending three seasons (2010-12) with the Dallas Cowboys as the team's senior analytics manager.

Kovash graduated from the University of California, Berkeley with a bachelor's degree in economics and went on to receive his master's degree in business administration from the University of Chicago. Kovash currently resides in Cleveland.

# MIKE CETTA

## DIRECTOR OF SCOUTING



Mike Cetta is going into his fourth year with the Browns player personnel staff, his first as a director of scouting.

Cetta most recently served as the department's project coordinator in 2015. Prior to that role, he came to Cleveland in 2013 as an analytics intern and worked as a scouting intern in 2014. Before joining the Browns, Cetta worked for STATS LLC as an operations statistician.

A native of Downers Grove, Ill., Cetta graduated from Minnesota with a bachelor's degree in statistics and currently resides in Cleveland.

# KEVIN MEERS

## DIRECTOR OF RESEARCH AND STRATEGY



Kevin Meers enter his third season with the Cleveland Browns and first as the director of research and strategy. Meers graduated from Harvard University in the spring of 2014.

While in school, Meers worked as a football research intern with the Cowboys in 2012 and the Browns in 2013. Originally from Washington, D.C., he currently resides in Cleveland.



## PLAYER PERSONNEL

# CHISOM OPARA

## DIRECTOR OF PLAYER PERSONNEL



Chisom Opara is in his 12th season in the Browns player personnel department, his first as director of player personnel.

Opara joined the club after spending the 2004 season as a player personnel assistant with the Baltimore Ravens, where he served as an in-house scout and prepared special teams scouting reports, as well as scouting local colleges in Maryland, Delaware, West Virginia and Pennsylvania.

Opara originally signed with the Baltimore Ravens as an undrafted free agent in 2003 and went to training camp with the team before being waived at the end of camp. Opara went back to school and graduated from Princeton in 2004 with a bachelor of arts in politics.

Opara played collegiately as a wide receiver at Princeton and finished his career second all-time in receiving yards (2,198) and third in receptions (154). A native of Baltimore, Md., he served as team captain his senior year and was a second-team All-Ivy League selection.

# DAN SAGANEY

## DIRECTOR OF PRO SCOUTING



Dan Saganey is in his eighth season as a member of the Browns player personnel staff, his first as director of pro scouting. Saganey tracks player movement around the league, conducts advance scouting of Browns' opponents, helps prepare the staff during pro free agency and also is involved in the evaluation of college prospects. Saganey previously worked as a manager of player personnel (2014-15), a pro scout (2011-13) and a player personnel assistant (2009-10).

Prior to joining the Browns, Saganey spent two seasons as a coach at Harvard University, first assisting with the defensive line (2007) and then tutoring the wide receivers (2008). During his two seasons in Cambridge, the Crimson captured back-to-back Ivy League Championships for only the third time in school history.

He began his coaching career in 2006 as the tight ends/tackles coach at Bentley College in Waltham, Mass. A native of Norfolk, Mass., Saganey earned a degree in government from Colby College, where he spent four years as a member of the Mules' offensive line.

Saganey and his wife, Heidi, have a son, Brock.



## PLAYER PERSONNEL

# BOBBY VEGA



## DIRECTOR OF COLLEGE SCOUTING

Bobby Vega enters his 12th season in the Browns player personnel department, being named director of college scouting in 2016. Vega served as a college area scout for seven seasons and was the club's scouting assistant in his first two years in Cleveland. Vega entered the NFL in 2004, spending the summer as a player personnel intern with the Baltimore Ravens.

While with the Browns, Vega was responsible for evaluating the top prospects at all small schools from Maine to Florida from 2007-08 and scouted the Mid-Atlantic region from 2008-09. He served as the club's southeast scout from 2009-13 and as its national scout from 2013-2015.

A four-year letterman at the College of Wooster, Vega spent his freshman season as a running back before switching to linebacker in his final three seasons. As a senior, he served as team captain and ranked second on the team with 91 tackles to help the Fighting Scots capture the North Coast Athletic Conference title. During his career, he earned all-region honors and was named to the all-conference squad twice. He graduated in 2005 with a degree in communications.

A native of Hartford, Conn., Vega currently resides in Seven Hills, Ohio, with his wife, Dee, and daughter, Emry.

# GLENN COOK



## ASSISTANT DIRECTOR OF SCOUTING

Glenn Cook is going into his first year with the Browns, serving as the assistant director of scouting.

Cook comes to the Browns after spending the last four years in Green Bay as a pro scout for the Packers. While in Green Bay, Cook worked primarily in the pro personnel department evaluating players across the league and preparing scouting reports for upcoming opponents. He also assisted in the evaluation of college prospects for the NFL draft.

Prior to joining the Packers in May 2012, Cook worked as a scouting assistant with the Indianapolis Colts beginning in June 2011. Before transitioning into the field of player personnel, Cook was a graduate assistant coach at the University of Miami (Fla.), his alma mater. While coaching, he assisted with linebackers and defensive line and helped in recruiting efforts.

Cook finished his playing career (2004-06, 2008) at Miami as a four-year letterman linebacker with 185 tackles, two sacks, two forced fumbles and two fumble recoveries in 47 games played and 17 starts. Leading the team in tackles as a senior captain in 2008, he earned Miami's Plumer Memorial Award for leadership, motivation and spirit and the Melching Award for leadership. Before missing the 2007 season with an injury, he was also named the team's Linebacker of the Year as a junior in 2006.

After his time with the Hurricanes, Cook was drafted by the Chicago Cubs in the 46th round of the 2009 MLB Draft and played in 34 rookie-league games for the club.

A native of Miami, Fla., Cook holds a bachelor's degree in marketing and management and a master's degree in sports administration from Miami. He currently resides in Cleveland, Ohio.





## PLAYER PERSONNEL

# ZACH AYERS



## SCOUT

Zach Ayers is going into his fourth year with the Browns, his first as a road scout after holding various roles in the player personnel department.

Ayers is responsible for scouting college players in the northeast region of the country after serving as a scouting assistant from 2015-16. From 2013-15, he worked on scouting projects. Prior to his time in Cleveland, Ayers was the assistant defensive coordinator for South Albany High School in Albany, Ore. from 2010-12 and JV defensive coordinator for North Salem High School from 2008-10.

A native of Albany, Ore., Ayers graduated from Western Oregon University with a bachelor's degree in interdisciplinary studies. He and his wife, Sarah, currently reside in Cleveland.

# CHARLES BAILEY



## SCOUT

Charles Bailey enters his third season in the Browns player personnel department after serving as the pro personnel director for the Jacksonville Jaguars from 2003-08.

Before working with the Jaguars, Bailey spent 10 years with the Pittsburgh Steelers as a scout and pro personnel coordinator and was on staff for the team's Super Bowl XXX appearance in 1995.

After his time in Pittsburgh, Bailey worked on the New Orleans Saints staff, serving as the vice president of football operations and assistant general manager until 2002.

Bailey was a scholarship student-athlete at North Carolina Central University and a four-year starter on the football team from 1969-1972. He went on to earn his master's degree at North Carolina A&T State University in 1981, while working full time as an assistant coach at Winston-Salem State University (1975-1980) under Head Coach Bill Hayes. Bailey then spent eight years working for the NFL Scouting Combine as a regional scout from 1981-1989.

Bailey has been inducted into three halls of fame – the Winston-Salem North Carolina Sportsmen Club High School Hall of Fame, the Winston-Salem State University Hall of Fame and the North Carolina Central University Hall of Fame.

Bailey also serves as one of the members of the Black College Football Hall of Fame selection committee, which launched in 2009 and recently inducted Pro Football Hall of Famer and former Browns RB Leroy Kelly in 2014. Located in Canton, Ohio at the Pro Football Hall of Fame, the Black College Football Hall of Fame also includes notable players such as, Walter Payton, Art Shell, Mel Blount and Jerry Rice, Doug Williams and James Harris.

Bailey and his wife, Carolyn, have two daughters, Kahmil, who is currently a lawyer in Charlotte, N.C., and Aundrea, who earned a master's degree from Georgia State University. The couple also has one son, Charles, who recently graduated from North Carolina Central University School of Law and works in the legal and claims division for the Norfolk Southern Railway. The Baileys are also the proud grandparents of William Charles Perkins and Yinka Isabelle Bakare.



## PLAYER PERSONNEL

# ZAC BOCIAN



## SCOUT

Zac Bocian is entering his 14th season with the Browns and his 12th in player personnel.

Bocian originally joined the Browns in 2003 as an intern in the video department and later assisted in various scouting and coaching capacities. He graduated from the University of California in 2003 after playing tight end at Diablo Valley College.

A native of Pleasanton, California, Bocian currently resides in San Francisco.

# COLTON CHAPPLE



## SCOUT

Colton Chapple is going into his fourth season with the Browns player personnel staff. Chapple joined the Browns after graduating from Harvard in May 2013 with a degree in psychology.

For the previous two seasons, Chapple worked as the team's BLESTO scout, responsible for the Midwest region of the country. In his first season with the club in 2013, he served as a scouting assistant.

At Harvard, Chapple played quarterback for four years, throwing for 2,567 yards and 24 TDs as a senior in 2012. For his performance, Chapple was one of two Ivy League players to be awarded The Asa Bushnell Cup in 2012, which is given to the conference's top offensive and defensive players of the year.

Chapple was born and raised in Alpharetta, Ga.

## LARGEST HOME COMEBACKS IN TEAM HISTORY

**The largest home comeback in Cleveland Browns history was completed on Sunday, Dec. 4, 1966 at Cleveland Municipal Stadium.**

**Hosting the New York Giants, the Browns overcame a 20-point deficit and outscored the Giants 35-9 in the second half en route to a 49-40 victory. Browns QB Frank Ryan led the offense by completing 16-of-27 passes for 326 yards with three touchdowns, while RB Leroy Kelly recorded 126 rushing yards on 13 carries and three rushing touchdowns. WR Gary Collins posted five receptions for 120 yards and one touchdown to lead all receivers.**



## PLAYER PERSONNEL

# LAKE DAWSON



## SCOUT

Lake Dawson is entering his second season with the Browns and his 22nd in the NFL, including a six-year playing career (1994-1999).

Dawson currently serves the personnel department as a national scout, evaluating college prospects across the country. Prior to joining the Browns, Dawson spent the three seasons as vice president of player personnel for the Tennessee Titans, rising to the position after initially serving as the team's director of pro scouting from 2007-2010 and vice president of football operations in 2011.

While in Tennessee, he oversaw both the pro personnel and college scouting departments, as well as helped manage day-to-day football operations with a focus on player personnel. Dawson also contributed in nearly all aspects of the Titans' player evaluations and roster management, including scouting all levels of professional football, assisted with free agency, managed scouts in the annual NFL Draft process, supported day-to-day transaction decisions, managed personnel department's scheduling, budgets and additional involvements in contract negotiations.

In 2013, Dawson was selected to participate in the prestigious NFL's Career Development Symposium at the Wharton School of Business in Philadelphia. Dawson began his executive education in 2006 at Stanford University, where he received a certificate from Stanford's Graduate School of Business with his participation in the NFL-Stanford Program for Managers.

Dawson started his career in NFL player personnel with the Seattle Seahawks in 2001 as a pro personnel assistant (2001-04) before being elevated to assistant director of pro personnel in 2005. During his tenure, he helped the Seahawks win the NFC West Divisional Championship in three consecutive seasons and reach the Super Bowl in 2005. At this point in his career in NFL player personnel, Dawson has been a part of teams which have reached playoff level competition and postseason play six times.

Following Dawson's four-year career and graduation at the University of Notre Dame, the wide receiver was selected in the third round (No. 92 overall) by the Kansas City Chiefs in 1994. During his four seasons with the Chiefs, Dawson played in 43 games with 26 starts, recording 103 receptions for 1,406 yards with 10 TDs. He also spent time on the Indianapolis Colts' roster before retiring due to injuries to end his six-year playing career.

Dawson is working towards a MBA from Indiana University's Kelley School of Business. He and his wife, Lori, have three children: Bella, Myles and Leila.



# SAM DeLUCA

## SCOUT

Sam DeLuca is going into his fourth year on the Browns player personnel staff, after serving the pro scouting assistant in 2015.

Before joining the Browns, DeLuca graduated from Arizona State in 2013 with a degree in business management and legal studies. DeLuca previously worked as a pro personnel intern with the Philadelphia Eagles in the summers of 2011 and 2012.

Before interning in the Philadelphia personnel department, he worked as an equipment assistant for the Eagles from 2006-10.

DeLuca currently resides in Cleveland.



## PLAYER PERSONNEL

# RON HILL

## SCOUT



Ron Hill enters his third season with the Browns and brings 36 years of NFL experience, including 28 in NFL player personnel. During his career, Hill has contributed to 10 conference championship berths and four Super Bowl appearances.

Prior to joining the Browns, Hill served as the NFL's vice president of football operations for eight seasons.

Hill began his career as a college scout for the Dallas Cowboys in 1979 and worked his way up to regional scout, learning from Head Coach Tom Landry and vice president of player personnel Gil Brandt. In 1984, he started with the Broncos' personnel staff, joining Head Coach Dan Reeves for the first time. Hill initially held duties as a regional scout and eventually held the position of assistant director of player personnel during a 10-year span in Denver.

In 1994, Hill was named the Jacksonville Jaguars' first director of player personnel and helped build the team's roster during the next four seasons. In only his second year as director, Hill helped the Jaguars reach the AFC Championship Game.

Hill reunited with Reeves in 1998 in Atlanta, serving as the Falcons' vice president of football operations and vice president of player personnel until 2005.

A Mississippi native, Hill earned his bachelor's degree in education from Mississippi State in 1975. While in school, he played football at Mississippi State in 1971, before transferring to Itawamba Junior College for the 1972 season. Hill later returned to Mississippi State as a coaching assistant and earned his master's degree in administration and education in 1978.

Hill and his wife, Tina, have two sons, Austin and Ryan.

# GERALD McCULLY

## SCOUT



Gerald McCully enters his second season on the Cleveland Browns player personnel staff after serving as a part-time scout for the Montreal Alouettes from 1997-2014. Prior to his work with the Alouettes, McCully coached running backs and linebackers for the Arena Football League's Florida Bobcats from 1995-97.

From 1987-93, McCully worked at The Citadel, his alma mater, as the tight ends coach, recruiting coordinator and academic coordinator. While in college, he played nose guard from 1981-83 and went on to coach at Jesuit High School in Tampa, Fla. from 1985-87. He continued his high school coaching career with stops at six other high schools in Florida and South Carolina from 1993-2015. Gerald worked part-time for Terry Forbes Recruit Evaluations where he evaluated Illinois, Indiana, Missouri, Florida from 1997-2002.



## PLAYER PERSONNEL

# PATRICK MOORE



## SCOUT

Patrick Moore enters his fourth season with the Cleveland Browns in the player personnel department.

Moore joined the Browns after spending five seasons (2007-11) on the coaching staff at Fordham University. During his tenure at Fordham, he served as assistant head coach/offensive line (2010-11), defensive coordinator (2009) and linebackers/special teams coach (2007-08).

Moore has also held collegiate coaching positions at Louisiana Tech (2005-06), Auburn (2002-04), Western Carolina (2000-01) and at his alma mater, Illinois Wesleyan (1997). On the high school level, he also coached two seasons (1998-99) at Normal Community High School in Normal, Illinois. As a graduate assistant coach at Auburn in 2004, Moore assisted the offensive line and special teams units and was part of the staff that helped the Tigers post a 13-0 season and victory in the Sugar Bowl.

A graduate of Illinois Wesleyan, Moore received his bachelor's degree in business administration. He has also earned master's degrees from both Western Carolina (2001) and Auburn (2005). Moore resides in Auburn, Ala. with his wife, Misty, and daughters, Carolina and Cadyn.

# MARSHALL OIUM



## SCOUT

Marshall Oium is going into his fourth year in the Browns player personnel department, his first in his current role. Oium is responsible for evaluating both pro and college players throughout the year, while also preparing scouting reports for upcoming opponents.

From 2013-15, Oium worked as a scouting intern before serving as a scouting assistant in 2015. Prior to his time with the Browns, Oium worked as a futures trader with Marquette Partners from 2011-13.

Oium played four years at quarterback for the University of Chicago, while also playing baseball for the school as an outfielder and pitcher.

A native of Temecula, Calif., Oium graduated from Chicago with a bachelor's degree in economics. He and his wife, Emely, currently reside in Cleveland.

## ANNUAL BROWNS FIRST AND TEN FOOD DRIVE

The Browns host the Annual First and Ten Gameday Food Drive before one home game close to Thanksgiving. The yearly program provides fans an opportunity to support the holiday efforts of the Greater Cleveland Food Bank, a community partner of the First and Ten movement. Prior to entering the stadium, fans are encouraged to drop off non-perishable canned food items, including the Super Six of cereal, soup, vegetables, beef stew, peanut butter and tuna fish, to assist local families in need during the holiday season. Monetary contributions are also accepted, with each dollar donated being enough to provide four nutritious meals to individuals in the greater-Cleveland area. Greater Cleveland Food Bank volunteers also support the initiative and First and Ten campaign by collecting donations during the food drive. #give10



# MAX PAULUS



## SCOUT

Max Paulus is going into his fourth year with the Browns player personnel staff, his first in his current role. Paulus is mainly responsible for evaluating college players from the Mid-Atlantic region throughout the year.

Paulus most recently served as a scouting assistant for the past two seasons (2014-15) after he began working with the Browns as a scouting intern in 2013.

Prior to his time in Cleveland, Paulus played football at Denison University for four years, starting at quarterback for three and serving as a captain during his senior season. He graduated with bachelor's degrees in economics and history.

A native of Massillon, Ohio, Paulus currently resides in Cleveland.

## BROWNS BROTHERS

There are four sets of brothers that have appeared in regular-season games for the Browns:

### JERRY BALL and ANTHONY MALBROUGH (half-brothers)

Jerry Ball played DT for the Browns in 1993, appearing in all 16 games and making seven starts. Ball finished with 43 tackles and three sacks during his year in Cleveland. Ball later returned to the Browns at the end of his 13-year career in 1999 and recorded three starts, one tackle and one sack. His half brother Anthony Malbrough played DB for Cleveland during the 2000 season, starting in one of his nine games played and recording 15 tackles.

### PRESTON AND LEW CARPENTER

Preston Carpenter played his first four NFL seasons (1956-59) for the Browns, spending his rookie season in the backfield and his remaining three years as a WR. As a rookie, Preston ran for 756 yards on 188 carries. Over the next three seasons, he amassed 80 receptions for 1,244 yards and five TDs. Preston played the first 48 of 149 career games with the Cleveland. His brother, Lew, played RB for the Browns during the 1957 and 1958 seasons, totaling 623 yards rushing and six TDs on 153 attempts over the two-year span.

### JIM AND LIN HOUSTON

The Houston Brothers, Jim and Lin, both played their entire careers for the Cleveland Browns. Jim tallied 177 games played at LB from 1960-72, and racked up 278 return yards and three TDs on 14 interceptions. His brother, Lin, played offensive line for Cleveland from 1950-53, finishing his four-year career with 47 games played.

### ED AND DICK MODZELEWSKI

Dick Modzelewski finished his 14-year career in Cleveland, played DT in 42 games for the Browns from 1964 to 1966. Dick finished with 180 career games played, and went on to serve as the Browns defensive coordinator in 1976 and 1977. His brother, Ed, played RB for the Browns from 1955-1959 (56 games). Ed totaled 1,097 and eight TDs on 311 carries, while also adding 27 receptions, 168 receiving yards and three TD catches as a Brown. In addition Cleveland, the Modzelewski brothers also both played for the University of Maryland.

### JOSH AND LUKE MCCOWN

Luke McCown was drafted by the Browns in the fourth round (106th overall) of the 2004 NFL Draft. As a rookie, Luke played in five games, starting four and throwing for 608 yards and four TDs. His brother, Josh, was signed as a free agent by the Browns in the spring of 2015 and started eight games last year.



## FOOTBALL SUPPORT STAFF



# RON BREWER

## PLAYER ENGAGEMENT

Ron Brewer is in his second season as Browns manager of player engagement.

Brewer helps to ensure the successful transition of NFL players into and out of professional football. He oversees programs that include degree completion, internships, counseling and financial education. Following the 2015 season, Brewer assisted as 11 players completed coursework towards undergraduate or master's degrees, while others participated in internships and job shadowing opportunities.

Prior to the Browns, Brewer spent two seasons at his alma mater, North Carolina, as the director of player development and recruiting. He also spent time at the NCAA as the assistant director of leadership development. With the NCAA, he oversaw national professional development programs for athletes, administrators, and coaches. Brewer also worked at SMU (academic support/life skills coordinator), LSU (academic advisor) and with the Minnesota Vikings (player development coordinator).

A native of Chesapeake, Va., Brewer earned undergraduate and master's degrees at UNC, where he lettered as a cornerback. With the Tar Heels, he worked his way from a walk-on to earning a scholarship to team captain as a senior.

### NFL IMPORTANT DATES

- Aug. 7, 2016** Hall of Fame Game, Canton, Ohio  
(Indianapolis Colts vs. Green Bay Packers).
- Aug. 11-15, 2016** First preseason weekend.
- Aug. 30, 2016** Roster cut-down to maximum of 75 players on Active List by 4 p.m. ET.
- Sept. 3, 2016** Roster cut-down to maximum of 53 players on active list by 4 p.m. ET.
- Sept. 4, 2016** A club is permitted to place a player on Reserve/Injured as "Designated for Return" after 4 p.m. ET
- Sept. 8, 2016** Regular season opens
- Sept. 27, 2016** Priority on multiple waiver claims is now based on the current season's standings.
- Nov. 1, 2016** Trading deadline.  
All trading ends at 4 p.m. ET.
- Jan. 7-8, 2017** Wild Card Playoff Games.
- Jan. 14-15, 2017** Divisional Playoff Games.
- Jan. 22, 2017** AFC and NFC Championship Games.
- Jan. 29, 2017** Pro Bowl, Camping World Stadium, Orlando, Fla.
- Feb. 5, 2017** Super Bowl LI, NRG Stadium, Houston, Texas.



# BRAD MELLAND

## EQUIPMENT MANAGER



Brad Melland is in his 12th season as the Browns equipment manager after serving as the assistant equipment manager for the Seattle Seahawks for seven seasons (1998-2004).

Melland was voted by his peers as the NFL Equipment Manager of the Year in 2013.

Along with assistants Jim McLaughlin and Jeff Inderhees, he is responsible for purchasing, fitting, customizing, and issuing all playing equipment for the club as well as ensuring all equipment safety parameters are met.

Prior to his stint in Seattle, Melland worked in three other professional leagues, including the Montreal Alouettes of the Canadian Football League (1996-1998), where he was the assistant director of football operations, head equipment manager and travel coordinator.

Melland also has experience with the Baltimore Stallions (1994-95) of the Canadian Football League, the World League's Rhein Fire (1995) and Orlando Thunder (1991-1992) and the Arena Football League's Tampa Bay Storm (1993).

A native of Williston, North Dakota, Melland graduated from Williston High School and the University of North Dakota, where he earned his BBA in management. He and his wife, Tanya, a native of Montreal, have four children, Christopher, Caeli, Jaime and Jace.

# KATY MEASSICK

## PERFORMANCE DIETITIAN



Katy Meassick is entering her first year as the Browns' performance dietitian.

Meassick oversees all nutritional needs of the team throughout the season, including practices, workouts, game days and travel. She also focuses in the areas of nutrition education and programming, as well as managing the training table, players' body composition, individual counseling and supplement evaluation.

Meassick came to the Browns from Florida State University, where she served as the director of sports nutrition from 2014-16, overseeing the nutrition needs of all Florida State student-athletes. Prior to FSU, she spent time at Arizona State University as the program's registered dietitian. From 2011-13, Meassick worked as the team dietitian at the University of Pennsylvania after spending two years at the University of Maryland as an assistant athletic trainer.

Meassick is a registered dietitian with the Academy of Nutrition and Dietetics and is a member of the Sports, Cardiovascular, and Wellness Nutrition dietetic practice group and the Collegiate and Professional Sports Dietitians Association. Meassick is also a board certified specialist in sports dietetics and a certified athletic trainer with the Board of Certification for Athletic Trainers.

A native of Tampa, Fla., Meassick holds a bachelor's degree in athletic training from the University of South Florida and a master's degree in nutrition science from Syracuse University. She and her husband, Greg, currently reside in Westlake, Ohio.





## FOOTBALL SUPPORT STAFF

# ROB PAVLAS



## VIDEO DIRECTOR

Rob Pavlas is in his eighth season with the Browns and first as video director. He joined the club as assistant video director in 2009 and was promoted to video director in 2016.

Along with assistants Ricky Palmer and Dustin Smith, Pavlas handles all of the audio/visual needs for coaches, player personnel staff and players. They record all practices and games, breaking each down into smaller elements to provide the team with as much detail as possible for game and opponent preparation.

Prior to the Browns, Pavlas worked for DVSport Software (2006-09) and the University of Akron (2004-06). With the Zips, he was the head video contact for football and men's basketball.

Pavlas earned undergraduate and master's degrees from Ohio State University.

He and his wife, Carmina, have a son, Lucas, and daughter, Cruz.

# CHRIS POWELL



## HEAD GROUNDSKEEPER

Chris Powell is in his 20th season with the Browns and 18th as head groundskeeper. He originally served the Browns as the assistant head groundskeeper from 1992-94 and started back up with the club in his current role when the team returned to Cleveland in 1999.

Powell works closely with stadium field manager Neal Pate and Berea grounds manager Scott Springer in overseeing all aspects of field and grounds management at FirstEnergy Stadium and the Browns training facility. In addition to football games, Powell leads the efforts for other events at both locations, such as concerts, soccer matches and training camp. Over the course of his career, Powell has had experience in field design, construction, renovations and grow-ins, while also being well-versed in warm and cool season grasses and a wide range of athletic fields.

Powell also brings a wealth of experience from outside of the club. In 2005, he worked closely with the NFL at the Pro Bowl in Hawaii, while he has served as the field certification expert for the Pro Football Hall of Fame game in Canton, Ohio each of the last five years. Powell is also a member of the National and Ohio Sports Turf Managers Associations and the Ohio Turf Foundation.

Between stints in Cleveland, Powell served as the grow-in supervisor in 1994 at Arrowhead Stadium in Kansas City, Mo. when the Chiefs transitioned from turf to natural grass. From 1995-97, he worked as a consultant for Northwestern football and the Norwich Navigators, while working part-time with the Chiefs. During that time, Powell also acquired a real estate license and worked as a substitute teacher and umpire.

A native of Urich, Mo., Powell graduated from Central Missouri University with a bachelor's degree in parks and recreation with a focus in park management. While in school, he worked full time at the university athletic fields and golf course from 1987-92. Powell also joined the Army National Guard in 1989, finishing as a NCO movements specialist in the 35th infantry division support command out of Lexington, Mo.

Powell and his wife, Stephanie, have two daughters, Katelyn and Ella, and a son, Andrew. They currently reside in Berea, Ohio.



# JOE SHEEHAN

## HEAD ATHLETIC TRAINER



Joe Sheehan is entering his eighth season as the Browns' Head Athletic Trainer after spending one year (2008) as the coordinator of athletic training and sports medicine at the University of Arkansas.

Working closely with assistants Andre Tucker, Gordon Williams and Anthony Trem, Sheehan is responsible for managing the day-to-day care of Browns players in coordination with team physicians. In addition, Sheehan and his staff work synonymously with the club's strength and conditioning staff, creating a true team approach to the overall care of Browns players.

With the Razorbacks, Sheehan coordinated and managed the medical care for more than 450 student-athletes competing in 19 intercollegiate sports. He also served as the lead athletic trainer for the school's football team.

The 2016 season will mark Sheehan's 17th in the NFL on a full-time basis, having spent his first nine years in the league as a member of the athletic training staff of the Jacksonville Jaguars, including the final three as an assistant athletic trainer and the director of rehabilitation. In that role, Sheehan developed and administered player rehabilitation protocols for the organization. He was responsible for all aspects of medical documentation. Sheehan also assisted with the design and implementation of the team's offseason strength and conditioning program.

Sheehan is a certified athletic trainer (ATC), a certified strength and conditioning specialist (CSCS), certified performance enhancement specialist (PES) and a certified corrective exercise specialist (CES).

Sheehan began his affiliation with the Jaguars as a seasonal athletic trainer in 1997. In the spring of 1998, he served as an assistant athletic trainer for the Barcelona Dragons as part of NFL Europe. He returned to the Jaguars as a seasonal athletic trainer in the fall of 1998 before being hired full-time by Jacksonville in 1999. He was promoted three times on the Jaguars' staff before assuming his most recent position in June 2005. In 2003, he was part of a staff that earned the distinction as the NFL Athletic Training Staff of the Year.

Sheehan earned his bachelor's of science degree from the University of Connecticut in 1997. He was a member of the Dean's List and National Honor Society at UConn. He earned his master's of science degree in exercise science and health promotion/rehabilitation science from California University of Pennsylvania in 2007.

He is a member of the National Athletic Trainer's Association, the National Strength and Conditioning Association, the National Academy of Sports Medicine, and the Professional Football Athletic Trainer's Society, where he served on the organization's executive committee and the education committee.

Sheehan and his wife, Lisa, have two daughters, Rachel and Kelsey, and a son, Brendan.

### CLEVELAND BROWNS DRUMLINE

Launched in 2013, the Cleveland Browns Drumline is a percussion group that performs before and during all Browns home games. The 20-person drumline consisting of four cymbals, three tenors, eight snare drums, and five bass drums also displays its skills on Dawg Pound Drive and in tailgate areas around the stadium during pregame, in addition to in-game performances.



## FOOTBALL SUPPORT STAFF

# JAMES VOOS, M.D.



## HEAD TEAM PHYSICIAN

James E. Voos, MD is entering his third season as head team physician for the Cleveland Browns. Dr. Voos is the Jack and Mary Herrick Endowed Director of Sports Medicine at University Hospitals Cleveland and Associate Professor, Department of Orthopedic Surgery at Case Western Reserve University School of Medicine.

Originally from Kansas City, Dr. Voos earned his medical degree from the University of Kansas. He performed his orthopedic surgery residency and sports medicine fellowship at the US News & World Report's No. 1 ranked Hospital for Special Surgery in New York, where he was an assistant team physician for the New York Giants and WNBA New York Liberty.

Dr. Voos also previously served as a team physician for the Kansas City Chiefs and as head physician for the Kansas City Ballet. He also volunteers as a team physician for local youth and high school sports.

Dr. Voos has published more than 50 scientific publications and book chapters. His areas of expertise include wearable performance technology, surgical treatment of ACL and multi-ligament knee injuries, shoulder instability, hip femoroacetabular impingement (FAI) and elbow Tommy John injuries.

Dr. Voos' wife, Kristin, is a neonatologist at Rainbow Babies and Children's Hospital. They have three children, Kalli, K.C. and Klara.

# SEAN CUPP, M.D.



## LEAD MEDICAL PHYSICIAN

Sean A. Cupp, MD begins his third season as lead medical physician for the Cleveland Browns. Dr. Cupp is Co-Director of Sports Medicine and Assistant Professor at University Hospitals Cleveland.

Originally from rural western Oklahoma, Dr. Cupp earned his medical degree from the University of Oklahoma before receiving his family medicine training at the University of Alabama Birmingham-Huntsville Family Practice residency in north Alabama. He returned home for his Primary Care Sports Medicine Fellowship at the University of Oklahoma Medical Center in Oklahoma City and then joined a busy private orthopedic practice in Lawrence, Kan.

Dr. Cupp has spent his entire career in athletic medicine. For the decade prior to arriving in Cleveland, he practiced medical sports medicine and non-surgical orthopedics in northeast Kansas while serving as the assistant head medical physician for the University of Kansas Jayhawks and the head team physician for Baker University Wildcats.

Dr. Cupp is a Fellow in the American Academy of Family Physicians and an active member of the American Medical Society for Sports Medicine and the NFL Physicians Society. He continues to practice sports medicine with University Hospitals Orthopedics. His interests include musculoskeletal medicine, medical issues of the athlete, non-surgical joint preservation, sports ultrasound and ultrasound guided joint injections.

Dr. Cupp and his wife, Keri, have three children: Charlotte, Christian and Caleb.



# JIM BROWN

## SPECIAL ADVISOR



Cleveland Browns Hall of Fame running back Jim Brown serves as a special advisor for the team. In this role, he serves in a variety of off-field capacities with the club and in the community. Brown previously was as an executive advisor with the team, a position he held through 2010.

Cleveland's No. 1 draft choice in 1957 from Syracuse, Brown starred in both football and lacrosse during his collegiate career. He went on to fulfill a storied NFL career, which included leading the NFL in rushing during eight of his nine seasons. He appeared in nine consecutive Pro Bowls and was named the NFL's MVP three times (1957, 1958 and 1965). Brown owns team records for most combined net yards (15,459), career rushing yards (12,312), most points in one season (126), career TDs (126), rushing TDs (106), most consecutive games scoring a TD (10) and most 1,000 yard seasons (seven).

Brown's No. 32 was retired by the club, and he was inducted into the Pro Football Hall of Fame in 1971. Brown is active with his Amer-I-Can Program, which works in schools, prisons and communities across the country. Born on Feb. 17, 1936, in St. Simons, Ga., Brown and his wife, Monique, live in California with their two children.



### STATUE TO HONOR JIM BROWN AT FIRSTENERGY STADIUM

On Jim Brown's 80th birthday, Dee and Jimmy Haslam announced the Browns will honor the Pro Football Hall of Fame running back at FirstEnergy Stadium with a statue in his likeness. The piece will be unveiled during the Browns' 2016 Alumni Weekend.

"Everyone admires the incredible impact that Jim Brown has made for Cleveland, the Browns and the NFL throughout his lifetime, and we have had the special opportunity to know and learn from his contributions to our team on a personal level, as well," said the Haslams. "It is only fitting that one of the most iconic professional football players and members of Cleveland and the Browns is commemorated with this statue as he will always be such a permanent fixture in our city."

The Browns commissioned David L. Deming to create the statue, which will be erected outside of the southeast corner of FirstEnergy Stadium



# CLEVELAND BROWNS STAFF



**Taylor Adrian**  
Membership Services  
Representative, Season  
Tickets



**Renee Arko**  
Coordinator,  
Scoreboard Operations



**Nick Batista**  
Premium Sales  
Representative



**Tare Beaver**  
Membership Services  
Representative, Season  
Tickets



**Nich Beesley**  
Production Assistant



**Jessica Berkshire**  
Membership Services  
Representative,  
Club Members



**Katie Bernstein**  
Coordinator,  
Partnership Service &  
Activation



**Greg Beutel**  
Graphic Designer



**Jenna Block**  
Coordinator,  
Partnership Service &  
Activation



**Andrew Bossard**  
Assistant  
Groundskeeper



**John Boykin**  
Manager, Berea  
Security



**Jess Brooks**  
Sales Coordinator



**Lovelle Brown**  
Stadium Security  
Officer



**Troy Brown**  
Vice President,  
Stadium Operations



**Kyle Burke**  
Account Executive,  
Season Ticket Sales



**Anthony Cangelosi**  
Manager, Partnership  
Service & Activation



**Kelly Carroll**  
Manager, Partnership  
Service & Activation



**Nina Ciccone**  
Premium Sales  
Representative



**Chris Cola**  
Coordinator,  
Berea Facilities



**Chris Cooper**  
Director,  
Football Administration

STAFF

PLAYERS

2015 SEASON

HISTORY

RECORDS

GAME DAY



# CLEVELAND BROWNS STAFF

STAFF



**Brandon Covert**  
Director,  
Information Technology



**Jud Covert**  
Support Services  
Manager



**Josh Cox**  
Scouting Assistant




**Mike D'Angelo**  
Coordinator,  
Stadium Operations



**Phil Dangerfield**  
Vice President,  
Football Operations



**Bill Davis**  
Stadium Security  
Officer



**Bradley DeAngelis**  
Software Developer



**Mike DeBetta**  
Manager, Corporate  
Partnerships



**Jason Decker**  
Coordinator, Ticket  
Operations




**Clete Diener**  
Coordinator,  
Stadium Operations



**Bob Digney**  
Chief Engineer



**Randy Domain**  
Vice President,  
Corporate Sponsorships



**Pat Dorin**  
IT Support Specialist



**Theresa Dunham**  
Executive Assistant




**Jeff Engelken**  
Manager,  
Guest Services



**Sam Fioroni**  
Scouting Assistant



**John Frain**  
Director, Team Security  
and Risk Management



**Branden Francis**  
Scouting Assistant



**Nick Frasco**  
Senior Director,  
Premium and Suite  
Sales & Service



**Derek Gale**  
Manager,  
Partnership Service &  
Activation

PLAYERS

2015 SEASON

HISTORY

RECORDS

GAME DAY



# CLEVELAND BROWNS STAFF



**Simon Gelan**  
Manager,  
Football Operations



**David Giller**  
Manager, Business  
Analytics



**Mike Good**  
Manager,  
Stadium Operations



**Andrew Gribble**  
Senior Staff Writer



**Brian Gross**  
Membership Services  
Representative,  
Season Tickets



**Joe Hamlin**  
Manager, Corporate  
Partnerships



**Rich Hanchette**  
Motion Graphic Artist



**Renee Harvey**  
Vice President,  
Cleveland Browns  
Foundation



**Seth Hooker**  
Senior Software  
Developer




**Nate Horgan**  
Coordinator,  
Communications



**Russell Horn**  
Assistant  
Groundskeeper



**David Howson**  
Account Executive,  
Season Ticket Sales



**Don Husted**  
Director, Stadium  
Facilities



**Bridget Huzicka**  
Director,  
Partnership Service &  
Activation



**Zayna Ibrahim**  
Membership Services  
Representative,  
Season Tickets



**Jeff Inderhees**  
Assistant Equipment  
Manager



**Bob Isgro**  
Engineer



**Peter John-Baptiste**  
Vice President,  
Communications



**Kgai Jones**  
Group Sales  
Representative



**Linwood Jones**  
Senior Application  
Developer/Data  
Architect

STAFF

PLAYERS

2015 SEASON

HISTORY

RECORDS

GAME DAY




# CLEVELAND BROWNS STAFF

STAFF



**Mike Judge**  
Senior Season Sales  
Representative



**Corey Kinder**  
Manager, Game  
Presentation &  
Special Events



**Tom Kondilas**  
Producer



**Steve Korey**  
Manager, Suite Sales

PLAYERS




**Sara Kornokovich**  
Director, Content &  
Production



**Deb Kruszynski**  
Executive Asst., Player  
Personnel/Manager,  
Football Services



**John LaForce**  
Manager,  
Youth Football




**Lisa Laneve**  
Executive Assistant


2015 SEASON



**Taylor Laurer**  
Director,  
Membership Services



**Jennifer Lawlis**  
Engineer



**David Lee**  
Senior Manager,  
Ticket Operations



**Jen Leister**  
Manager, Marketing

HISTORY



**Scott Levin**  
Scouting Assistant



**Keegan Leyrer**  
Scouting Assistant



**Kailla Lockhart**  
Coordinator,  
Partnership Service &  
Activation



**David Lowry**  
Network Administrator

RECORDS



**Kevin Mack**  
Alumni Relations



**Sue Majewski**  
Payroll Administrator



**Patrick Maks**  
Staff Writer



**Joseph Mann**  
Stadium Security  
Officer

GAME DAY





# CLEVELAND BROWNS STAFF



**Rob McBurnett**  
Manager,  
Communications




**Jeff McDaniel**  
Producer



**Jim McLaughlin**  
Assistant Equipment  
Manager



**Audrey Medhurst**  
Account Executive,  
Season Ticket Sales



**Carol Meier**  
Receptionist



**Kyle Millen**  
Director,  
Scoreboard Operations




**Chris Modarelli**  
Director, Creative  
Services




**Joseph Moeller**  
Business Analyst/  
Data Architect



**Brad Mohr**  
Director, Stadium  
Operations



**Marshall Morgan**  
Stadium Maintenance



**Hannah Mothersbaugh**  
Coordinator,  
Guest Services



**Dan Murphy**  
Manager,  
Communications



**Mike Nikolaus**  
Chief Human  
Resources Officer



**Katie Noble**  
Executive Assistant



**Dax Nollenberger**  
Scouting Assistant



**Shelby O'Brien**  
Coordinator, Fan  
Experience & Special  
Events



**Carlos Oseguera**  
Director, Fan  
Experience & Special  
Events



**Sean Othen**  
Manager,  
Corporate Sponsorships



**Ricky Palmer**  
Assistant Video Director



**Neal Pate**  
Stadium Field Manager

STAFF

PLAYERS

2015 SEASON

HISTORY


RECORDS

GAME DAY



# CLEVELAND BROWNS STAFF

STAFF



**Jonathan Patterson**  
Stadium Security  
Officer



**Jeff Patton**  
Network Manager



**Austin Pavilack**  
Account Executive,  
Season Ticket Sales



**James Payne**  
Manager,  
Stadium Security

PLAYERS



**Miguel Pimentel**  
Account Executive,  
Ticket Sales



**Donna Podolak**  
Executive Assistant



**Mark Podolak**  
Art Director



**Brad Postlewaite**  
Premium Sales  
Representative

2015 SEASON



**Marikka Pretz-Anderson**  
Paralegal



**Jerry Ray**  
Engineer



**Allie Raymond**  
Coordinator, Social  
Media



**Laurie Rice**  
Controller

HISTORY



**Joe Rizzo**  
Group Sales  
Representative



**Megan Rock**  
Coordinator, Browns  
Backer Fan Club



**Michael Roelker**  
Premium Sales  
Representative



**Kimer Rogers**  
Engineer

RECORDS



**Gregory Rush**  
Senior Director,  
Finance



**Cari Savage**  
Executive Assistant



**Steve Schlegel**  
Engineer



**Brandon Schwartz**  
Membership Services  
Representative,  
Season Tickets

GAME DAY



# CLEVELAND BROWNS STAFF



**Ryan Shirk**  
Director, Corporate  
Sales



**Kyle Shoemaker**  
Berea Security Officer




**Joshua Shur**  
Engineer



**Michael Sims**  
Stadium Security  
Officer



**Bob Sivik**  
Senior Director,  
Season & Group  
Ticket Sales



**Dustin Smith**  
Video Assistant



**Mark Smith**  
Sales and Marketing  
Systems Manager



**Pamela Smith**  
Assistant Controller




**Sharon Smith**  
Manager,  
Suiteholder Services




**Chris Spellman**  
Account Executive,  
Ticket Sales



**Scott Springer**  
Grounds Supervisor



**Matt Srodek**  
Manager,  
Berea Facilities



**Brandon St. Jean**  
Season Sales  
Representative



**Chris Stanley**  
Stadium Maintenance



**Lindsay Strauch**  
Manager, Partnership  
Service & Activation



**Eric Strick**  
Engineer



**Bryant Swindle**  
Coordinator, Football  
Operations



**Paul Taylor**  
Producer



**Jenner Tekancic**  
Director,  
Community Relations



**Casey Thompson**  
Coordinator,  
Shipping & Receiving

STAFF

PLAYERS

2015 SEASON

HISTORY


RECORDS

GAME DAY



# CLEVELAND BROWNS STAFF

STAFF



**Anthony Trem**  
Physical Therapist



**Andre Tucker**  
Assistant Head Athletic  
Trainer



**Ted Tywang**  
Director, Legal Affairs



**Erica Virzi**  
Coordinator,  
Suiteholder Services

PLAYERS



**Brett Wallace**  
Premium Sales  
Representative



**Iman Warren**  
Group Sales  
Representative



**Matt Webb**  
Senior Director,  
Corporate Sponsorship  
Sales & Strategy



**Gordon Williams**  
Assistant Athletic  
Trainer

2015 SEASON



**Jamison Williams**  
Premium Sales  
Representative



**Nicole Willis**  
Manager, Corporate  
Partnerships



**Jeff Witt**  
Assistant  
Groundskeeper



**Brittany Young**  
Coordinator,  
Community Relations

HISTORY



**Josh Young**  
Director,  
Inside Sales



**Nathan Zegura**  
Senior Media  
Broadcaster



**Jeremy Zimmer**  
Senior Director, Digital  
Media

RECORDS

GAME DAY



## VETERANS

# ALVIN BAILEY

**POSITION** ▶ OFFENSIVE LINE  
**SCHOOL** ▶ ARKANSAS

# 78



**HT:** 6-3 // **WT:** 320 // **BORN:** 8/26/91 // **ACQUIRED:** FA - '16 // **NFL EXPERIENCE:** FOURTH YEAR  
**SUPER BOWLS WON:** ONE [XLVIII]



Originally signed by the Seattle Seahawks as an undrafted free agent on April 27, 2013...Signed by the Cleveland Browns as a free agent on March 11, 2016.

### SEASONAL REVIEWS:

**2015:** Started three of 14 games played...[11/1] at Dal.: Started at LT in place of Russell Okung as part of a unit that didn't allow a sack for the first time in 30 games.

**2014:** Started five of 14 games played...Helped Seattle lead the NFL and set a franchise record with 2,762 rushing yards...[11/1] vs. Oak.: Made his first career start at LG... [1/18/15] vs. GB: Started at RT in the NFC Championship Game.

**2013:** Appeared in 14 games as a rookie...Saw action at guard, tackle and on special teams...[2/2/14] vs. Den.: Started in Super Bowl XLVIII as an extra blocker.

**College:** Started 38 consecutive games at Arkansas, blocking for a 3,000-yard passer in back-to-back seasons...Part of an offensive line in 2010 that blocked for a 3,000-yard passer and 1,000-yard rusher for the first time in school history...Earned All-America and All-SEC honors as a sophomore...Named to Freshman All-America Team and the SEC All-Freshman Team...Majored in recreation and sports management.

**Personal:** Born in Tulsa, Okla...Native of Broken Arrow, Okla...Father, Alvin Sr., was a basketball player at Arkan-

### AT A GLANCE

- ▶ Started Super Bowl XLVIII and helped Seattle top Denver, 43-8.
- ▶ Helped Seattle lead the NFL and set a franchise record with 2,762 rushing yards in 2014.
- ▶ Father, Alvin Sr., was a basketball player at Arkansas.

sas...Brother, Jeffery Mead, plays wide receiver at Oklahoma...Worked at Blue Bell Creamery in Broken Arrow, Okla. in high school...**High School:** Attended Broken Arrow High School where he was a three-year starter on the offensive line...Earned all-state and all-district recognition as a senior...Also played basketball and track and field...**Community Involvement:** Volunteered at weekend football camps and donated school supplies in Tulsa...**Hobbies/Interests:** Enjoys fishing and playing basketball in his spare time...Favorite movie is The Martian and favorite TV show is Martin.

## ALVIN BAILEY ▶ CAREER STATS

| Year                            | Team    | GP        | GS       |
|---------------------------------|---------|-----------|----------|
| 2013                            | Seattle | 14        | 0        |
| 2014                            | Seattle | 14        | 5        |
| 2015                            | Seattle | 14        | 3        |
| <b>NFL totals (three years)</b> |         | <b>42</b> | <b>8</b> |
| Postseason                      |         | 8         | 2        |

**CAREER MILESTONES:** NFL debut: vs. Jax., 9/22/13. First NFL start: vs. Oak., 11/2/14.



## VETERANS

# GARY BARNIDGE

**POSITION** ▶ TIGHT END

**SCHOOL** ▶ LOUISVILLE

# 82



**HT:** 6-6 // **WT:** 250 // **BORN:** 9/22/85 // **ACQUIRED:** UFA [CAR] - '14 // **NFL EXPERIENCE:** NINTH YEAR

**PRO BOWL SELECTIONS:** ONE [2015]



Selected by Carolina Panthers in fifth round [141st overall] of 2008 NFL Draft...Signed by Cleveland Browns as unrestricted free agent, March 15, 2013.

**CAREER HIGHLIGHTS:** Tied Pro Football Hall of Famer Ozzie Newsome for the most TD receptions by a Browns TE in a season with nine in 2015...Recorded the second-most receiving yards [1,043] by a Browns TE in a season in 2015... Earned first career Pro Bowl selection in 2015... Named Cleveland Browns Walter Payton Man of the Year in 2015 for his on-field performance and commitment to the community.

### SEASONAL REVIEWS:

**2015:** Named to Pro Bowl after leading Browns with 79 receptions, 1,043 receiving yards and nine TDs...His nine TDs tied Pro Football Hall of Famer Ozzie Newsome [1979] for most ever by a Browns TE...Among NFL TEs, ranked fourth in receiving yards, third in receptions, fourth in TDs, third in receiving average [13.2], third in 25-yard receptions [nine] and tied for second in third-down receptions [24]... Seven of his nine TD catches came on third downs, most in NFL...Joined Ozzie Newsome [1981, 1984] and Kellen Winslow [2007] as only Browns TEs with 1,000-yard receiving seasons...His 1,043 receiving yards rank seventh in club annals...Became one of only four Browns TEs with three 100-yard games in same season [Ozzie Newsome, three in 1982; Kellen Winslow, three in 2007; and Milt Morin, four in 1968]...[9/27] vs. Oak.: Registered first career 100-yard game with 105 receiving yards and a touchdown... [10/4] at SD: Recorded six receptions for 75 yards and a touchdown...In game's final minutes, made diving, juggling 19-yard catch that brought Cleveland to San Diego 1-yard line, capping drive with TD catch two plays later to tie game following two-point conversion...[10/11] at Bal.: Registered career highs in receptions [eight] and receiving yards [139], while adding a touchdown during 33-30 OT win...Recorded TD on juggling catch in fourth quarter, trapping football between legs before corralling it for 18-yard score...[10/18] vs. Den.: Caught three passes for 39 yards and two TDs, notching first multiple-TD game... Joined Pro Football Hall of Famer Ozzie Newsome as the only Browns tight ends to record a receiving touchdown in

### AT A GLANCE

- ▶ Co-founded "American Football Without Barriers" [www.AFWBCamp.com], which provides educational football camps in countries that don't have football. Traveled to Egypt with 11 other NFL players in Feb. 2016 and held numerous camps for both males and females. He has also held camps in Turkey [2015], Brazil [2014] and China [2013].
- ▶ Considers himself a movie buff and has his own website where he reviews movies. Held a weekly contest during the 2013-15 seasons via Twitter where winners were treated to a movie with him and teammates.
- ▶ Earned first Pro Bowl selection following breakout 2015 campaign as he tied Pro Football Hall of Famer Ozzie Newsome [1979] for most touchdown receptions by a Browns TE with nine.
- ▶ Donates his game-used cleats to a local child on the field after each home game through a partnership with Samaritan's Feet, a non-profit group aimed at getting shoes to children around the world.
- ▶ Avid wrestling fan who annually treats fans to WrestleMania via a scavenger hunt. In 2014, appeared in two episodes of the E! Network TV show "Total Divas," a show that features WWE Divas.

STAFF

PLAYERS

2015 SEASON

HISTORY

RECORDS

GAME DAY



# BARNIDGE continued...

four consecutive games...Became first Browns player to score a receiving touchdown in four straight games since WR Josh Gordon did it in five straight in 2013...[1/3/16] vs. Pit.: Tied career high with eight receptions.

**2014:** Played in 13 games, starting two...Registered 13 receptions for 156 yards...As a blocker, helped Browns record 17 rushing touchdowns, fourth-most in the NFL, and rush for more than 150 yards in five games...[9/14] vs. NO: During 26-24 victory, registered four receptions for 41 yards...Three of his four receptions resulted in first downs, including 10-yard reception on fourth down that extended Browns' game-winning drive during the final minute... [11/23] at Atl.: During 26-24 win, registered two receptions for 23 yards...In Browns' final drive, caught 15-yard pass for first down that placed team on Falcons 30-yard line to help set up game-winning FG.

**2013:** Played in all 16 games with 12 starts...Totaled 13 receptions for 127 yards and two TDs...Added five special-teams tackles...[11/3] vs. Bal.: Caught one pass for a 4-yard score...[12/8] at N.E.: Registered two receptions, including 40-yard TD.

**2012:** Appeared in all 16 contests and registered six receptions for 78 yards with one TD...[11/26] at Phi.: Scored first career TD on a 24-yard pass from Cam Newton...Contributed to an offense that produced 5,771 total net yards and 328 first downs, both figures represented the second-highest totals in team history...Added six stops on special teams and one fumble recovery.

**2011:** Missed the entire season with a broken ankle suffered during a preseason practice.

**2010:** Appeared in all 16 games with three starts...Led the team with a career-high 17 special-teams tackles.

**2009:** Saw action in all 16 games with three starts...Totaled 12 receptions for 242 yards and 13 special-teams tackles.

**2008:** Appeared in 14 games as a reserve...Registered three special-teams tackles.

**College:** Appeared in 47 games with 29 starts at the University of Louisville [2004-07]...Amassed 98 career receptions for 1,491 yards with 17 TDs...As a senior, totaled 53 receptions for 655 yards with seven TDs en route to being named a first-team All-Big East Conference honoree and a semifinalist for the John Mackey Award, given annually to college football's top tight end...Majored in sports administration.

**Personal:** Native of Middleburg, Fla...**High School:** Attended Middleburg High School...Also played basketball...

**Community Involvement:** Co-founded "American Football Without Barriers" ([www.AFWBCamp.com](http://www.AFWBCamp.com)), which provides educational football camps in countries that don't have football...Conducted a camp in Cairo, Egypt in 2016, Istanbul, Turkey in 2015, Rio de Janeiro, Brazil in 2014 and Beijing, China in 2013...Donates his game-used cleats to a local child on the field after each home game through a partnership with Samaritan's Feet, a non-profit group aimed at getting shoes to children around the world...Hosted a holiday shopping spree for children from Ohio Guidestone the past three seasons...**Hobbies/Interests:** Considers himself a movie buff and has his own website ([www.moviegameplan.com](http://www.moviegameplan.com)) where he reviews movies...Held a weekly contest during the 2013-15 seasons via Twitter where winners were treated to a movie with him and teammates...Avid wrestling fan...Annually treats guests to WrestleMania, held a scavenger hunt to determine the winners the past two years...In 2014, appeared in two episodes of the E! Network TV show "Total Divas," a show that features WWE Divas.

## GARY BARNIDGE ▶ CAREER STATS

| Year                            | Team      | RECEIVING   |           |            |              |             | RUSHING   |           |          |          |     |    |          |
|---------------------------------|-----------|---|-----------|------------|--------------|-------------|-----------|-----------|----------|----------|-----|----|----------|
|                                 |           | GP  | GS        | No         | Yds          | Avg         | Lg        | TD        | Att      | Yds      | Avg | Lg | TD       |
| 2008                            | Carolina  | 14  | 0         | 0          | 0            | -           | -         | 0         | 0        | 0        | -   | -  | 0        |
| 2009                            | Carolina  | 16  | 3         | 12         | 242          | 20.2        | 55        | 0         | 0        | 0        | -   | -  | 0        |
| 2010                            | Carolina  | 16  | 3         | 0          | 0            | -           | -         | 0         | 0        | 0        | -   | -  | 0        |
| 2011                            | Carolina  | ***injured reserve; missed season with broken ankle suffered during preseason practice*** |           |            |              |             |           |           |          |          |     |    |          |
| 2012                            | Carolina  | 16  | 5         | 6          | 78           | 13.0        | 24T       | 1         | 0        | 0        | -   | -  | 0        |
| 2013                            | Cleveland | 16  | 12        | 13         | 127          | 9.8         | 40T       | 2         | 0        | 0        | -   | -  | 0        |
| 2014                            | Cleveland | 13  | 2         | 13         | 156          | 12.0        | 28        | 0         | 0        | 0        | -   | -  | 0        |
| 2015                            | Cleveland | 16  | 13        | 79         | 1,043        | 13.2        | 40        | 9         | 0        | 0        | -   | -  | 0        |
| <b>NFL totals (eight years)</b> |           | <b>107</b>  | <b>38</b> | <b>123</b> | <b>1,646</b> | <b>13.4</b> | <b>55</b> | <b>12</b> | <b>0</b> | <b>0</b> | -   | -  | <b>0</b> |

| PLAYOFFS |          | RECEIVING |    |    |     |     | RUSHING |    |     |     |     |    |    |
|----------|----------|-----------|----|----|-----|-----|---------|----|-----|-----|-----|----|----|
| Year     | Team     | GP        | GS | No | Yds | Avg | Lg      | TD | Att | Yds | Avg | Lg | TD |
| 2008     | Carolina | 1         | 0  | 0  | 0   | -   | -       | 0  | 0   | 0   | -   | -  | 0  |

STAFF

PLAYERS

2015 SEASON

HISTORY

RECORDS

GAME DAY



# BARNIDGE continued...

**ADDITIONAL STATISTICS:** 100-yard receiving games – 3 (105, vs. Oak., 9/27/15; 139, at Bal., 10/11/15; 101, at STL, 10/25/15). **Multiple-TD games** – 1 (2, vs. Den., 10/18/15). **Special-teams tackles** – 3 in 2008, 13 in 2009, 17 in 2010, 6 in 2012, 5 in 2013; 2 in 2014; 2 in 2015; NFL totals: 48. **Special-teams fumble recoveries** – 1 in 2012. **Misc. tackles** – 1 in 2009; 4 in 2015; NFL totals, 5.

**SINGLE-GAME HIGHS & CAREER MILESTONES: RECEIVING: Receptions** – 8, twice: at Bal., 10/11/15; vs. Pit., 1/3/16. **Yards** – 139, at Bal., 10/11/15. **TDs** – 2, vs. Den., 10/18/15. **Long** – 55, vs. Min., 12/20/09. **NFL debut:** at Min., 9/21/08. **First NFL start:** vs. Phi., 9/13/09. **First NFL reception:** vs. Buf., 10/25/09 (12 yards, J. Delhomme). **First NFL TD:** at Phi., 11/26/12 (24 yards, C. Newton). **Last NFL TD:** at Sea., 12/20/15 (7 yards, J.Manziel).

## GARY BARNIDGE ▶ GAME-BY-GAME STATS

### 2015, CLEVELAND

| Date               | Opp      | GP        | GS        | No        | Yds          | Avg         | Lg        | TD       |
|--------------------|----------|-----------|-----------|-----------|--------------|-------------|-----------|----------|
| 09/13              | at NYJ-L | 1         | TE        | 3         | 38           | 12.7        | 22        | 0        |
| 09/20              | Ten-W    | 1         | TE        | 1         | 17           | 17.0        | 17        | 0        |
| 09/27              | Oak-L    | 1         |           | 6         | 105          | 17.5        | 40        | 1        |
| 10/04              | at SD-L  | 1         | TE        | 6         | 75           | 12.5        | 27        | 1        |
| 10/11              | at Bal-W | 1         | TE        | 8         | 139          | 17.4        | 35        | 1        |
| 10/18              | Den-L    | 1         |           | 3         | 39           | 13.0        | 14T       | 2        |
| 10/25              | at StL-L | 1         | TE        | 6         | 101          | 16.8        | 28        | 0        |
| 11/01              | Ari-L    | 1         | TE        | 7         | 53           | 7.6         | 17        | 1        |
| 11/05              | at Cin-L | 1         |           | 2         | 35           | 17.5        | 25        | 0        |
| 11/15              | at Pit-L | 1         | TE        | 6         | 65           | 10.8        | 18        | 1        |
| 11/30              | Bal-L    | 1         | TE        | 7         | 91           | 13.0        | 30        | 0        |
| 12/06              | Cin-L    | 1         | TE        | 5         | 59           | 11.8        | 24        | 0        |
| 12/13              | SF-W     | 1         | TE        | 5         | 84           | 16.8        | 30        | 1        |
| 12/20              | at Sea-L | 1         | TE        | 3         | 29           | 9.7         | 12        | 1        |
| 12/27              | at KC-L  | 1         | TE        | 3         | 47           | 15.7        | 24        | 0        |
| 01/03              | Pit-L    | 1         | TE        | 8         | 66           | 8.3         | 20        | 0        |
| <b>2015 TOTALS</b> |          | <b>16</b> | <b>13</b> | <b>79</b> | <b>1,043</b> | <b>13.2</b> | <b>40</b> | <b>9</b> |

### 2014, CLEVELAND

| Date               | Opp      | GP        | GS       | No                     | Yds        | Avg         | Lg        | TD       |
|--------------------|----------|-----------|----------|------------------------|------------|-------------|-----------|----------|
| 09/07              | at Pit-L | 1         |          | 1                      | 13         | 13.0        | 13        | 0        |
| 09/14              | NO-W     | 1         |          | 4                      | 41         | 10.3        | 13        | 0        |
| 09/21              | Bal-L    | 1         |          | 0                      | 0          | -           | -         | 0        |
| 10/5               | at Ten-W | 1         |          | 0                      | 0          | -           | -         | 0        |
| 10/12              | Pit-W    | 1         |          | 0                      | 0          | -           | -         | 0        |
| 10/19              | at Jax-L | 1         |          | 0                      | 0          | -           | -         | 0        |
| 10/26              | Oak-W    | 1         |          | 0                      | 0          | -           | -         | 0        |
| 11/2               | TB-W     | 1         |          | 2                      | 16         | 8.0         | 13        | 0        |
| 11/6               | at Cin-W | 1         |          | 2                      | 46         | 23.0        | 28        | 0        |
| 11/16              | Hou-L    | 1         | TE       | 1                      | 11         | 11.0        | 11        | 0        |
| 11/23              | at At-W  | 1         | TE       | 2                      | 23         | 11.5        | 15        | 0        |
| 11/30              | at Buf-L | 1         |          | 1                      | 6          | 6.0         | 6         | 0        |
| 12/7               | Ind-L    |           |          | ***inactive -- ribs*** |            |             |           |          |
| 12/14              | Cin-L    |           |          | ***inactive -- ribs*** |            |             |           |          |
| 12/21              | at Car-L |           |          | ***inactive -- ribs*** |            |             |           |          |
| 12/28              | at Bal-L | 1         |          | 0                      | 0          | -           | -         | 0        |
| <b>2014 TOTALS</b> |          | <b>13</b> | <b>2</b> | <b>13</b>              | <b>156</b> | <b>12.0</b> | <b>28</b> | <b>0</b> |

### 2013, CLEVELAND

| Date               | Opp      | GP        | GS        | No        | Yds        | Avg        | Lg         | TD       |
|--------------------|----------|-----------|-----------|-----------|------------|------------|------------|----------|
| 09/08              | Mia-L    | 1         | TE        | 1         | 9          | 9.0        | 9          | 0        |
| 09/15              | at Bal-L | 1         | TE        | 0         | 0          | -          | -          | 0        |
| 09/22              | at Min-W | 1         | TE        | 0         | 0          | -          | -          | 0        |
| 09/29              | Cin-W    | 1         | TE        | 1         | 2          | 2.0        | 2          | 0        |
| 10/03              | Buf-W    | 1         | TE        | 1         | 2          | 2.0        | 2          | 0        |
| 10/13              | Det-L    | 1         | TE        | 2         | 6          | 3.0        | 8          | 0        |
| 10/20              | at GB-L  | 1         | TE        | 0         | 0          | -          | -          | 0        |
| 10/27              | at KC-L  | 1         |           | 1         | 3          | 3.0        | 3          | 0        |
| 11/03              | Bal-W    | 1         |           | 1         | 4          | 4.0        | 4T         | 1        |
| 11/17              | at Cin-L | 1         | TE        | 1         | 12         | 12.0       | 12         | 0        |
| 11/24              | Pit-L    | 1         |           | 0         | 0          | -          | -          | 0        |
| 12/01              | Jax-L    | 1         | TE        | 0         | 0          | -          | -          | 0        |
| 12/08              | at NE-L  | 1         |           | 2         | 49         | 24.5       | 40T        | 1        |
| 12/15              | Chi-L    | 1         | TE        | 1         | 17         | 17.0       | 17         | 0        |
| 12/22              | at NYJ-L | 1         | TE        | 2         | 23         | 11.5       | 16         | 0        |
| 12/29              | at Pit-L | 1         | TE        | 0         | 0          | -          | -          | 0        |
| <b>2013 TOTALS</b> |          | <b>16</b> | <b>12</b> | <b>13</b> | <b>127</b> | <b>9.8</b> | <b>40T</b> | <b>2</b> |

### 2012, CAROLINA

| Date               | Opp      | GP        | GS       | No       | Yds       | Avg         | Lg         | TD       |
|--------------------|----------|-----------|----------|----------|-----------|-------------|------------|----------|
| 09/09              | at TB-L  | 1         |          | 0        | 0         | -           | -          | 0        |
| 09/16              | NO-W     | 1         | TE       | 0        | 0         | -           | -          | 0        |
| 09/20              | NYG-L    | 1         |          | 0        | 0         | -           | -          | 0        |
| 09/30              | at At-L  | 1         | TE       | 0        | 0         | -           | -          | 0        |
| 10/07              | Sea-L    | 1         | TE       | 0        | 0         | -           | -          | 0        |
| 10/21              | Dal-L    | 1         |          | 0        | 0         | -           | -          | 0        |
| 10/28              | at Chi-L | 1         | TE       | 1        | 7         | 7.0         | 7          | 0        |
| 11/04              | at Was-W | 1         | TE       | 1        | 13        | 13.0        | 13         | 0        |
| 11/11              | Den-L    | 1         |          | 1        | 8         | 8.0         | 8          | 0        |
| 11/18              | TB-L     | 1         |          | 0        | 0         | -           | -          | 0        |
| 11/26              | at Phi-W | 1         |          | 1        | 24        | 24.0        | 24T        | 1        |
| 12/02              | at KC-L  | 1         |          | 0        | 0         | -           | -          | 0        |
| 12/09              | Ati-W    | 1         |          | 1        | 6         | 6.0         | 6          | 0        |
| 12/16              | at SD-W  | 1         |          | 1        | 20        | 20.0        | 20         | 0        |
| 12/23              | Oak-W    | 1         |          | 0        | 0         | -           | -          | 0        |
| 12/30              | at NO-W  | 1         |          | 0        | 0         | -           | -          | 0        |
| <b>2012 TOTALS</b> |          | <b>16</b> | <b>5</b> | <b>6</b> | <b>78</b> | <b>13.0</b> | <b>24T</b> | <b>1</b> |





# VETERANS

## BARNIDGE continued...

### 2010, CAROLINA

| Date               | Opp      | GP        | GS       | No       | Yds      | Avg      | Lg       | TD       |
|--------------------|----------|-----------|----------|----------|----------|----------|----------|----------|
| 09/12              | at NYG-L | 1         |          | 0        | 0        | -        | -        | 0        |
| 09/19              | TB-L     | 1         |          | 0        | 0        | -        | -        | 0        |
| 09/26              | Cin-L    | 1         |          | 0        | 0        | -        | -        | 0        |
| 10/03              | at NO-L  | 1         |          | 0        | 0        | -        | -        | 0        |
| 10/10              | Chi-L    | 1         |          | 0        | 0        | -        | -        | 0        |
| 10/24              | SF-W     | 1         |          | 0        | 0        | -        | -        | 0        |
| 10/31              | at StL-L | 1         |          | 0        | 0        | -        | -        | 0        |
| 11/07              | NO-L     | 1         |          | 0        | 0        | -        | -        | 0        |
| 11/14              | at TB-L  | 1         |          | 0        | 0        | -        | -        | 0        |
| 11/21              | Bal-L    | 1         |          | 0        | 0        | -        | -        | 0        |
| 11/28              | at Cle-L | 1         | TE       | 0        | 0        | -        | -        | 0        |
| 12/05              | at Sea-L | 1         | WR       | 0        | 0        | -        | -        | 0        |
| 12/12              | Atl-L    | 1         |          | 0        | 0        | -        | -        | 0        |
| 12/19              | Ari-W    | 1         |          | 0        | 0        | -        | -        | 0        |
| 12/23              | at Pit-L | 1         |          | 0        | 0        | -        | -        | 0        |
| 01/02              | at Atl-L | 1         | TE       | 0        | 0        | -        | -        | 0        |
| <b>2010 TOTALS</b> |          | <b>16</b> | <b>3</b> | <b>0</b> | <b>0</b> | <b>-</b> | <b>-</b> | <b>0</b> |

### 2009, CAROLINA

| Date               | Opp      | GP        | GS       | No        | Yds        | Avg         | Lg        | TD       |
|--------------------|----------|-----------|----------|-----------|------------|-------------|-----------|----------|
| 09/13              | Phi-L    | 1         | TE       | 0         | 0          | -           | -         | 0        |
| 09/20              | at Atl-L | 1         |          | 0         | 0          | -           | -         | 0        |
| 09/28              | at Dal-L | 1         |          | 0         | 0          | -           | -         | 0        |
| 10/11              | Was-W    | 1         |          | 0         | 0          | -           | -         | 0        |
| 10/18              | TB-W     | 1         |          | 0         | 0          | -           | -         | 0        |
| 10/25              | Buf-L    | 1         |          | 3         | 77         | 25.7        | 52        | 0        |
| 11/01              | at Ari-W | 1         | TE       | 1         | 7          | 7.0         | 7         | 0        |
| 11/08              | at NO-L  | 1         |          | 3         | 46         | 15.3        | 19        | 0        |
| 11/15              | Atl-W    | 1         | TE       | 0         | 0          | -           | -         | 0        |
| 11/19              | Mia-L    | 1         |          | 2         | 46         | 23.0        | 29        | 0        |
| 11/29              | at NYJ-L | 1         |          | 1         | 4          | 4.0         | 4         | 0        |
| 12/06              | TB-W     | 1         |          | 0         | 0          | -           | -         | 0        |
| 12/13              | at NE-L  | 1         |          | 1         | 7          | 7.0         | 7         | 0        |
| 12/20              | Min-W    | 1         |          | 1         | 55         | 55.0        | 55        | 0        |
| 12/27              | at NYG-W | 1         |          | 0         | 0          | -           | -         | 0        |
| 01/03              | NO-W     | 1         |          | 0         | 0          | -           | -         | 0        |
| <b>2009 TOTALS</b> |          | <b>16</b> | <b>3</b> | <b>12</b> | <b>242</b> | <b>20.2</b> | <b>55</b> | <b>0</b> |

### 2008, CAROLINA

| Date               | Opp      | GP        | GS       | No             | Yds      | Avg      | Lg       | TD       |
|--------------------|----------|-----------|----------|----------------|----------|----------|----------|----------|
| 09/07              | at SD-W  |           |          | ***inactive*** |          |          |          |          |
| 09/14              | Chi-W    |           |          | ***inactive*** |          |          |          |          |
| 09/21              | at Min-L | 1         |          | 0              | 0        | -        | -        | 0        |
| 09/28              | Atl-W    | 1         |          | 0              | 0        | -        | -        | 0        |
| 10/05              | KC-W     | 1         |          | 0              | 0        | -        | -        | 0        |
| 10/12              | TB-L     | 1         |          | 0              | 0        | -        | -        | 0        |
| 10/19              | NO-W     | 1         |          | 0              | 0        | -        | -        | 0        |
| 10/26              | Ari-W    | 1         |          | 0              | 0        | -        | -        | 0        |
| 11/09              | at Oak-W | 1         |          | 0              | 0        | -        | -        | 0        |
| 11/16              | Det-W    | 1         |          | 0              | 0        | -        | -        | 0        |
| 11/23              | at Atl-L | 1         |          | 0              | 0        | -        | -        | 0        |
| 11/30              | at GB-W  | 1         |          | 0              | 0        | -        | -        | 0        |
| 12/08              | TB-W     | 1         |          | 0              | 0        | -        | -        | 0        |
| 12/14              | Den-W    | 1         |          | 0              | 0        | -        | -        | 0        |
| 12/21              | at NYG-L | 1         |          | 0              | 0        | -        | -        | 0        |
| 12/28              | at NO-W  | 1         |          | 0              | 0        | -        | -        | 0        |
| <b>2008 TOTALS</b> |          | <b>14</b> | <b>0</b> | <b>0</b>       | <b>0</b> | <b>-</b> | <b>-</b> | <b>0</b> |
| 01/10              | Ari-L1   | 1         |          | 0              | 0        | -        | -        | 0        |

1-NFC Divisional playoff

## BARNIDGE TIES NEWSOME

In 2015, TE Gary Barnidge led the team with 79 receptions, 1,043 receiving yards and nine receiving touchdowns. His nine receiving touchdowns tied Hall of Famer Ozzie Newsome [1979] for the most touchdown receptions by a Browns tight end in a season.

### MOST TD RECEPTIONS BY A BROWNS TIGHT END IN A SEASON

|    | Player         | Year | Total |
|----|----------------|------|-------|
| 1. | Gary Barnidge  | 2015 | 9     |
|    | Ozzie Newsome  | 1979 | 9     |
| 3. | Jordan Cameron | 2013 | 7     |

STAFF

PLAYERS

2015 SEASON

HISTORY

RECORDS

GAME DAY



# E.J. BIBBS



**POSITION** ▶ TIGHT END

# 88

**SCHOOL** ▶ IOWA STATE

**HT:** 6-2 // **WT:** 258 // **BORN:** 8/28/91 // **ACQUIRED:** FA - '15 // **NFL EXPERIENCE:** SECOND YEAR

Originally signed by the Cleveland Browns as an undrafted free agent on May 11, 2015, after participating in the team's rookie minicamp on a tryout basis.

### SEASONAL REVIEWS:

**2015:** Played in seven games...Recorded one reception for 7 yards...Only undrafted rookie to earn a spot on the Browns active roster for all 17 weeks in 2015...[12/6] vs. Cin.: Caught first NFL pass for 7 yards from Austin Davis in fourth quarter.

**College:** Played in 22 career games at Iowa State...Totaled 84 career receptions for 844 yards and 10 TDs...Recorded 45 receptions, 382 yards receiving and eight TDs in 10 games in 2014...Named first-team All-Big 12...Led all "power 5" conference tight ends with eight TD receptions and was second with 4.5 catches per game...His eight TDs tied for fourth in school history, one shy from the school record...Played at Arizona Western Community College before transferring to Iowa State.

**Personal:** Given name is Emmanuel Lamarr Bibbs Jr...Native of Chicago, Ill...Regularly mowed neighborhood lawns

### AT A GLANCE

- ▶ Only undrafted rookie to earn a spot on the Browns active roster for all 17 weeks in 2015.
- ▶ Initially attended Browns rookie camp on a tryout basis.
- ▶ Regularly mowed neighborhood lawns as a teenager for free.

as a teenager for free...Special talent is that he can do backflips...**High School:** Attended Bogan High School in Chicago, Ill...Also played basketball...**Hobbies/Interests:** Enjoys fishing...Favorite movies are Little Giants and The Dark Knight and favorite TV show is Family Guy...Favorite musician is Kevin Gates.

## E.J. BIBBS ▶ GAME-BY-GAME STATS

### 2015, CLEVELAND

| Date               | Opp      | GP       | GS       | No       | Yds      | Avg        | Lg       | TD       |
|--------------------|----------|----------|----------|----------|----------|------------|----------|----------|
| 09/13              | at NYJ-L |          |          |          |          |            |          |          |
| 09/20              | Ten-W    |          |          |          |          |            |          |          |
| 09/27              | Oak-L    |          |          |          |          |            |          |          |
| 10/04              | at SD-L  |          |          |          |          |            |          |          |
| 10/11              | Bal-W    |          |          |          |          |            |          |          |
| 10/18              | Den-L    |          |          |          |          |            |          |          |
| 10/25              | at StL-L |          |          |          |          |            |          |          |
| 11/01              | Ari-L    |          |          |          |          |            |          |          |
| 11/05              | at Cin-L | 1        | 0        | 0        | 0        | -          | 0        | 0        |
| 11/15              | at Pit-L |          |          |          |          |            |          |          |
| 11/30              | Bal-L    | 1        | 0        | 0        | 0        | -          | 0        | 0        |
| 12/06              | Cin-L    | 1        | 1        | 7        | 7.0      | 7          | 0        | 0        |
| 12/13              | SF-W     | 1        | 0        | 0        | 0        | -          | 0        | 0        |
| 12/20              | at Sea-L | 1        | 0        | 0        | 0        | -          | 0        | 0        |
| 12/27              | at KC-L  | 1        | 0        | 0        | 0        | -          | 0        | 0        |
| 01/03              | Pit-L    | 1        | 0        | 0        | 0        | -          | 0        | 0        |
| <b>2015 TOTALS</b> |          | <b>7</b> | <b>0</b> | <b>1</b> | <b>7</b> | <b>7.0</b> | <b>7</b> | <b>0</b> |

**ADDITIONAL STATISTICS:** 100-yard receiving games – none. Multiple-TD games none. Special-teams tackles – none. Special-teams fumble recoveries – none. Misc. tackles – none.

**SINGLE-GAME HIGHS & CAREER MILESTONES:** RECEIVING: Receptions – 1, vs. Cin., 12/6/15. Yards – 7, vs. Cin., 12/6/15. TDs – none. Long – 7, vs. Cin., 12/6/15. NFL debut: at Cin., 11/5/15. First NFL start: none. First NFL reception: vs. Cin., 12/6/15. (7 yards, A. Davis). First NFL TD: none. Last NFL TD: none.



## VETERANS

# JOEL BITONIO

**POSITION** ▶ OFFENSIVE LINE

**SCHOOL** ▶ NEVADA

# 75



**HT:** 6-4 // **WT:** 305 // **BORN:** 10/11/91 // **ACQUIRED:** D2 - '14 // **NFL EXPERIENCE:** THIRD YEAR

Originally drafted by Cleveland in the second round (35th overall) of the 2014 NFL Draft.

### SEASONAL REVIEWS:

**2015:** Started all 10 games played...Missed six games with an ankle injury...[11/5] at Cin.: Started at LG...Sustained ankle injury at end of first half but returned to play...Did not play final series, missing first offensive snaps of career...[12/6] vs. Cin.: Returned to action, but sustained an ankle injury on the first offensive series...Placed on injured reserve on Dec. 7.

**2014:** Voted to PFWA All-AFC team, the only offensive rookie selected to the team...Also named to PFWA All-Rookie team...Started all 16 games at LG, playing every offensive snap...Helped Browns record 17 rushing touchdowns, fourth-most in the NFL, and rush for more than 150 yards in five games...[9/7] at Pit.: In NFL debut, helped team rush for 183 yards (most since 2010) and two TDs...[11/23] at Atl.: After missed FG at end of first half, raced down field to stop Devin Hester to save a potential return touchdown, earning his first career special-teams tackle.

**College:** Appeared in 51 games at Nevada with 38 starts...Opened 26 games at right tackle before starting all 12 at left tackle as a senior...Credited with allowing just two sacks on 821 pass attempts... Earned All-Mountain West Conference first-team honors at both right tackle and left tackle...As a senior, led the nation with 30 TD-resulting blocks, opening up lanes to the end zone on 18 of the team's 23 rushing TDs...As a junior, blocked for an offense that averaged 514.9 yards per game, first in the MWC and eighth in the nation...Earned a starting spot at right tackle as a sophomore in an offense that led the MWC and ranked sixth in the nation in yards per game (506.7)...Majored in civil engineering.

**Personal:** Given name is Joel Michael Bitonio...Last name is pronounced buh-TONE-ee-oh...Engaged to be wed in

### AT A GLANCE

- ▶ Last name is pronounced buh-TONE-ee-oh.
- ▶ Late father, Mike, was a mixed martial arts bareknuckle fighter in the early 1990's.
- ▶ Hosts a segment on Browns television where he visits Cleveland-area restaurants, interacts with celebrity chefs and participates in cooking challenges.
- ▶ The only offensive rookie voted to PFWA All-AFC team in 2014.
- ▶ Inducted to the Woodrow Wilson Classical High School athletic hall of fame in 2015.

July 2016...Born in San Pedro, Calif...One of three children...Has a brother, Lucas, and a sister, Kate...Late father, Mike, was a mixed martial arts bareknuckle fighter in the early 1990's...Worked on the maintenance staff for campus dormitories while a student at Nevada...**High School:** Attended Woodrow Wilson Classical High School in Long Beach, Calif...Lettered in football, basketball and track...Named Moore League Lineman of the Year, in addition to all-league and all-state honors as a senior...Named to the Long Beach Telegram's Dream Team for football and basketball during his senior year...Earned All-Moore League laurels in basketball after averaging 12.3 points a game and leading the league with 11.2 rebounds per game as a senior center...Member of the school's Academic Honor Roll...Inducted into the Woodrow Wilson Classical High School athletic hall of fame in 2015...**Community Involvement:** Volunteered for numerous community opportunities in the Cleveland area, including Browns Play 60 clin-



## BITONIO continued...

ics, participating in several 'Shop with a Pro' events, visits to local hospitals and schools and supporting the Greater Cleveland Food Bank...Named the American Legion Man of the Year in 2015...**Hobbies/Interests:** Likes going to the beach and visiting Lake Tahoe...Enjoys reading sports and

war novels...Likes watching the Food Network...Hosts a segment on Browns television where he visits Cleveland-area restaurants, interacts with celebrity chefs and participates in cooking challenges.

### JOEL BITONIO ▶ CAREER STATS

| Year                   | Team      | GP | GS |
|------------------------|-----------|----|----|
| 2014                   | Cleveland | 16 | 16 |
| 2015                   | Cleveland | 10 | 10 |
| NFL Totals (two years) |           | 26 | 26 |

**CAREER MILESTONES:** NFL debut: at Pit., 9/7/14. First NFL start: at Pit., 9/7/14.

### COOKING WITH JOEL

DL Joel Bitonio considers himself a foodie and is an avid watcher of the Food Network. He enjoys cooking and competed in a cooking challenge with teammate John Greco and celebrity chefs Michael Symon and Carla Hall in front of a studio audience in 2014. In 2015, Bitonio started hosting a segment on Browns television and online programming where he visits local restaurants, cooks dishes and meets with chefs. Among his stops, he made his own pie at Dewey's Pizza in Lakewood. At Mitchell's Ice Cream in Ohio City, he made his own flavor of ice cream, a mixture of butter pecan and cookies and cream. At El Carnicero in Lakewood, he made his own guacamole. He has also filmed a number of segments with celebrity chef Rocco Whalen.





## VETERANS

# MICHAEL BOWIE



**POSITION** ▶ OFFENSIVE LINE  
**SCHOOL** ▶ NORTHEASTERN STATE

# 61

**HT:** 6-5 // **WT:** 320 // **BORN:** 9/25/91 // **ACQUIRED:** W. [SEA.] - '14 // **NFL EXPERIENCE:** FOURTH YEAR  
**SUPER BOWLS WON:** ONE [XLVIII]



Originally drafted by the Seattle Seahawks in seventh round [242nd overall] in the 2013 NFL Draft...Waived by the Seahawks on Aug. 2, 2014...Claimed by the Cleveland Browns on waivers on Aug. 3, 2014.

### SEASONAL REVIEWS:

**2015:** Placed on injured reserve [shoulder] on Sept. 1.

**2014:** Placed on injured reserve [shoulder] on Aug. 26 after having surgery earlier in the month.

**2013:** Started eight (seven at RT, one at RG) of the nine games he appeared in...Also started at left guard for the Seahawks in the divisional round of the playoffs...Contributed to an offensive line that helped RB Marshawn Lynch rush for 1,257 rushing yards and 12 TDs, tied for the most in the NFL.

**College:** Finished his college career at Northeastern State, where he earned All-MIAA second-team honors...As a senior, he did not concede a sack and registered a team-best 47 knockdown blocks...Earned 2012 D2Football.com All-America honorable mention...Joined the RiverHawks in 2012 after playing at Oklahoma State University and Navarro Junior College (Texas), where he was part of the Cowboys' Big 12 championship team and the Bulldogs' national championship team...Majored in education...Did coursework at Northeastern State this past offseason towards his degree.

**Personal:** Born in Tulsa, Okla...Last name is pronounced BOO-ee...Cousin of former NBA player Anthony Bowie...

### AT A GLANCE

- ▶ Last name is pronounced BOO-ee.
- ▶ Started nine games as a rookie, including the postseason, while helping the Seahawks win Super Bowl XLVIII. Missed all of 2014 and 2015 due to injury.
- ▶ Did coursework at Northeastern State this past offseason towards his degree.
- ▶ Became the first player from Northeastern State to be selected in the NFL Draft since Derrick Moore was taken by the Atlanta Falcons in the eighth round in 1992.
- ▶ Cousin of former NBA player Anthony Bowie.

**High School:** Attended San Springs Charles Page High School, where he earned all-district, all-metro and all-state honors...Also lettered in basketball...**Hobbies/Interests:** A TV series fanatic, he enjoys watching five or six episodes at a time...Favorite TV shows are Secrets and Lies, Ray Donovan and Power.

## MICHAEL BOWIE ▶ CAREER STATS

| Year                            | Team      | GP  | GS       |
|---------------------------------|-----------|---|----------|
| 2013                            | Seattle   | 9   | 8        |
| 2014                            | Cleveland | ***placed on injured reserve (shoulder), Aug. 26*** |          |
| 2015                            | Cleveland | ***placed on injured reserve (shoulder), Sept. 1*** |          |
| <b>NFL totals (three years)</b> |           | <b>9</b>  | <b>8</b> |
| <b>Postseason</b>               |           | <b>1</b>  | <b>1</b> |

**ADDITIONAL STATISTICS:** Misc. fumble recoveries – 1 at Ari., 10/17/13.

**CAREER MILESTONES:** NFL debut: vs. Jax., 9/22/13. First NFL start: at Hou., 9/29/13.



## VETERANS

# ARMONTY BRYANT

**POSITION** ▶ LINEBACKER  
**SCHOOL** ▶ EAST CENTRAL

# 95



**HT:** 6-4 // **WT:** 265 // **BORN:** 5/20/90 // **ACQUIRED:** D7A - '13 // **NFL EXPERIENCE:** FOURTH YEAR

Selected by Cleveland as the second of two seventh-round selections (217th overall) in 2013 NFL Draft.

### SEASONAL REVIEWS:

**2015:** Finished second on team with career-best 5.5 sacks...Played in 14 games with two starts at OLB, his first at position...Registered career-high 40 tackles, two forced fumbles and one fumble recovery...[9/20] vs. Ten.: During 28-14 victory in home opener, registered career-high 2.5 sacks...Forced first career fumble on sack-fumble during Titans' final drive to cap game...[12/13] vs. SF: In 24-10 victory, recorded career-high seven solo tackles and notched two sacks.

**2014:** Played in first five games with two starts...Recorded 11 tackles and one sack...Sustained damage to knee ligaments in first quarter vs. Pit. [10/12], which required surgery and forced him to miss remainder of season...Placed on injured reserve on Oct. 14.

**2013:** Played in 12 games as reserve DL...Recorded two sacks, 20 tackles, 12 QB harassments, two tackles for loss and one pass defended...[9/29] vs. Cin.: Made NFL debut, playing as reserve DL...[10/3] vs. Buf.: Dropped Jeff Tuel for a 7-yard loss, earning his first career sack.

**College:** Spent a year at Cisco Junior College in Texas before playing his final three seasons at East Central University [2010-12]...Originally spent one year at Abilene Christian but did not play football...Appeared in 30 career games at ECU, totaling 165 tackles, 27.5 sacks [school record], nine forced fumbles, three fumble recoveries,

### AT A GLANCE

- ▶ Spent time as a defensive end and outside linebacker during his first three seasons in Cleveland.
- ▶ Set school record with 27.5 sacks in three seasons at ECU, including 13.5 in 2010, which led all Division II DL and ranked third among all DII players that year.
- ▶ Was the first East Central player selected in the NFL Draft since San Diego drafted LB Cliff Thrift in the third round in 1979.

one interception and nine blocked kicks...Recorded 13.5 sacks in 2010, which led all Division II DL and ranked third among all DII players...Became the first East Central player selected in the NFL Draft since San Diego drafted LB Cliff Thrift in the third round in 1979...Majored in kinesiology.

**Personal:** Given name is Armonty Charles Bryant...Born in Fort Worth, Texas...**High School:** Attended Wichita Falls High School in Texas...Also lettered in basketball, track and discus...**Hobbies/Interests:** Enjoys playing video games and listening to music during his spare time...Lists Family Guy and My Wife and Kids as two of his favorite sitcoms...Resides in Wichita Falls, Texas.

## ARMONTY BRYANT ▶ CAREER STATS

| Year                     | Team      | TACKLES |    |     |      |      |     | INTERCEPTIONS |    |     |    |    | FUMBLES |    |    |     |
|--------------------------|-----------|---------|----|-----|------|------|-----|---------------|----|-----|----|----|---------|----|----|-----|
|                          |           | GP      | GS | Tot | Solo | Asst | Sk  | Yds           | No | Yds | Lg | TD | PD      | FF | FR | Yds |
| 2013                     | Cleveland | 12      | 0  | 20  | 12   | 8    | 2.0 | 8.0           | 0  | 0   | -  | 0  | 1       | 0  | 0  | 0   |
| 2014                     | Cleveland | 5       | 2  | 11  | 5    | 6    | 1.0 | 5.0           | 0  | 0   | -  | 0  | 0       | 0  | 0  |     |
| 2015                     | Cleveland | 14      | 2  | 40  | 28   | 12   | 5.5 | 45.5          | 0  | 0   | -  | 0  | 0       | 2  | 1  | 34  |
| NFL totals (three years) |           | 31      | 4  | 71  | 45   | 26   | 8.5 | 58.5          | 0  | 0   | -  | 0  | 1       | 2  | 1  | 34  |

**ADDITIONAL STATISTICS:** Multiple-sack games – 2 (2.5, vs. Ten., 9/20/15; 2.0, vs. SF, 12/13/15). Career sacks – Marcus Mariota (2.5), Joe Flacco (2.0), Blaine Gabbert (2.0), Jeff Tuel (1.0), Charlie Whitehurst (1.0). Career forced fumbles – Chris Johnson (1), Marcus Mariota (1, sack-fumble). Special-teams tackles – 3 in 2013.

**SINGLE-GAME HIGHS & CAREER MILESTONES:** TACKLES: Total – 7, vs. SF, 12/13/15. Solo – 7, vs. SF, 12/13/15. Special teams – 1, three times; last: vs. Jax., 12/1/13. INTERCEPTIONS: None. PASSES DEFENSED: 1, vs. Buf., 10/3/13. SACKS: 2.5, vs. Ten., 9/20/15. FUMBLES: Forced – 1, two times: vs. Ten., 9/20/15; vs. Ari., 11/1/15. Recovered – 1, vs. Ari., 11/1/15. NFL debut: vs. Cin., 9/29/13. First NFL start: vs. NO, 9/14/14. First NFL interception: None. First NFL sack: vs. Buf., 10/3/13 (J. Tuel). Last NFL INT – None.



# VETERANS

## A. BRYANT continued...

### ARMONTY BRYANT ▶ GAME-BY-GAME STATS

#### 2015, CLEVELAND

| Date           | Opp   | GP | GS | Tot | So | As | Sk  | Yd   | Int | Yd | Lg | TD | PD | FF | FR |
|----------------|-------|----|----|-----|----|----|-----|------|-----|----|----|----|----|----|----|
| 09/13 at NYJ-L | 1     |    |    | 3   | 1  | 2  | 0.0 | 0.0  | 0   | 0  | -  | 0  | 0  | 0  | 0  |
| 09/20 Ten-W    | 1     |    |    | 6   | 3  | 3  | 2.5 | 12.5 | 0   | 0  | -  | 0  | 0  | 1  | 0  |
| 09/27 Oak-L    | 1 OLB |    |    | 3   | 2  | 1  | 0.0 | 0.0  | 0   | 0  | -  | 0  | 0  | 0  | 0  |
| 10/04 at SD-L  | 1 OLB |    |    | 0   | 0  | 0  | 0.0 | 0.0  | 0   | 0  | -  | 0  | 0  | 0  | 0  |
| 10/11 at Bal-W | 1     |    |    | 5   | 2  | 3  | 1.0 | 14.0 | 0   | 0  | -  | 0  | 0  | 0  | 0  |
| 10/18 Den-L    | 1     |    |    | 0   | 0  | 0  | 0.0 | 0.0  | 0   | 0  | -  | 0  | 0  | 0  | 0  |
| 10/25 at StL-L | 1     |    |    | 3   | 2  | 1  | 0.0 | 0.0  | 0   | 0  | -  | 0  | 0  | 0  | 0  |
| 11/01 Ari-L    | 1     |    |    | 2   | 2  | 0  | 0.0 | 0.0  | 0   | 0  | -  | 0  | 0  | 1  | 1  |
| 11/05 at Cin-L | 1     |    |    | 4   | 3  | 1  | 0.0 | 0.0  | 0   | 0  | -  | 0  | 0  | 0  | 0  |
| 11/15 at Pit-L | 1     |    |    | 2   | 1  | 1  | 0.0 | 0.0  | 0   | 0  | -  | 0  | 0  | 0  | 0  |
| 11/30 Bal-L    | 1     |    |    | 0   | 0  | 0  | 0.0 | 0.0  | 0   | 0  | -  | 0  | 0  | 0  | 0  |
| 12/06 Cin-L    | 1     |    |    | 2   | 2  | 0  | 0.0 | 0.0  | 0   | 0  | -  | 0  | 0  | 0  | 0  |
| 12/13 SF-W     | 1     |    |    | 7   | 7  | 0  | 2.0 | 19.0 | 0   | 0  | -  | 0  | 0  | 0  | 0  |
| 12/20 at Sea-L | 1     |    |    | 3   | 3  | 0  | 0.0 | 0.0  | 0   | 0  | -  | 0  | 0  | 0  | 0  |
| 12/27 at KC-L  |       |    |    |     |    |    |     |      |     |    |    |    |    |    |    |
| 01/03 Pit-L    |       |    |    |     |    |    |     |      |     |    |    |    |    |    |    |
| 2015 TOTALS    |       | 14 | 2  | 40  | 28 | 12 | 5.5 | 45.5 | 0   | 0  | -  | 0  | 0  | 2  | 1  |

#### 2014, CLEVELAND

| Date           | Opp  | GP | GS | Tot | So | As | Sk  | Yd  | Int | Yd | Lg | TD | PD | FF | FR |
|----------------|------|----|----|-----|----|----|-----|-----|-----|----|----|----|----|----|----|
| 09/07 at Pit-L | 1    |    |    | 2   | 1  | 1  | 0.0 | 0.0 | 0   | 0  | -  | 0  | 0  | 0  | 0  |
| 09/14 NO-W     | 1 DL |    |    | 1   | 0  | 1  | 0.0 | 0.0 | 0   | 0  | -  | 0  | 0  | 0  | 0  |
| 09/21 Bal-L    | 1    |    |    | 0   | 0  | 0  | 0.0 | 0.0 | 0   | 0  | -  | 0  | 0  | 0  | 0  |
| 10/05 at Ten-W | 1    |    |    | 6   | 3  | 3  | 1.0 | 5.0 | 0   | 0  | -  | 0  | 0  | 0  | 0  |
| 10/12 Pit-W    | 1 DL |    |    | 2   | 1  | 1  | 0.0 | 0.0 | 0   | 0  | -  | 0  | 0  | 0  | 0  |
| 10/19 at Jax-L |      |    |    |     |    |    |     |     |     |    |    |    |    |    |    |
| 10/26 Oak-W    |      |    |    |     |    |    |     |     |     |    |    |    |    |    |    |
| 11/02 TB-W     |      |    |    |     |    |    |     |     |     |    |    |    |    |    |    |
| 11/06 at Cin-W |      |    |    |     |    |    |     |     |     |    |    |    |    |    |    |
| 11/16 Hou-L    |      |    |    |     |    |    |     |     |     |    |    |    |    |    |    |
| 11/23 at Atl-W |      |    |    |     |    |    |     |     |     |    |    |    |    |    |    |
| 11/30 at Buf-L |      |    |    |     |    |    |     |     |     |    |    |    |    |    |    |
| 12/07 Ind-L    |      |    |    |     |    |    |     |     |     |    |    |    |    |    |    |
| 12/14 Cin-L    |      |    |    |     |    |    |     |     |     |    |    |    |    |    |    |
| 12/21 at Car-L |      |    |    |     |    |    |     |     |     |    |    |    |    |    |    |
| 12/28 at Bal-L |      |    |    |     |    |    |     |     |     |    |    |    |    |    |    |
| 2014 TOTALS    |      | 5  | 2  | 11  | 5  | 6  | 1.0 | 5.0 | 0   | 0  | -  | 0  | 0  | 0  | 0  |

#### 2013, CLEVELAND

| Date           | Opp | GP | GS | Tot | So | As | Sk  | Yd  | Int | Yd | Lg | TD | PD | FF | FR |
|----------------|-----|----|----|-----|----|----|-----|-----|-----|----|----|----|----|----|----|
| 09/08 Mia-L    |     |    |    |     |    |    |     |     |     |    |    |    |    |    |    |
| 09/15 at Bal-L |     |    |    |     |    |    |     |     |     |    |    |    |    |    |    |
| 09/22 at Min-W |     |    |    |     |    |    |     |     |     |    |    |    |    |    |    |
| 09/29 Cin-W    | 1   |    |    | 0   | 0  | 0  | 0.0 | 0.0 | 0   | 0  | -  | 0  | 0  | 0  | 0  |
| 10/03 Buf-W    | 1   |    |    | 1   | 1  | 0  | 1.0 | 7.0 | 0   | 0  | -  | 0  | 1  | 0  | 0  |
| 10/13 Det-L    | 1   |    |    | 0   | 0  | 0  | 0.0 | 0.0 | 0   | 0  | -  | 0  | 0  | 0  | 0  |
| 10/20 at GB-L  | 1   |    |    | 2   | 1  | 1  | 0.0 | 0.0 | 0   | 0  | -  | 0  | 0  | 0  | 0  |
| 10/27 at KC-L  | 1   |    |    | 1   | 0  | 1  | 0.0 | 0.0 | 0   | 0  | -  | 0  | 0  | 0  | 0  |
| 11/03 Bal-W    | 1   |    |    | 5   | 4  | 1  | 1.0 | 1.0 | 0   | 0  | -  | 0  | 0  | 0  | 0  |
| 11/17 at Cin-L | 1   |    |    | 1   | 1  | 0  | 0.0 | 0.0 | 0   | 0  | -  | 0  | 0  | 0  | 0  |
| 11/24 Pit-L    |     |    |    |     |    |    |     |     |     |    |    |    |    |    |    |
| 12/01 Jax-L    | 1   |    |    | 2   | 2  | 0  | 0.0 | 0.0 | 0   | 0  | -  | 0  | 0  | 0  | 0  |
| 12/08 at NE-L  | 1   |    |    | 3   | 1  | 2  | 0.0 | 0.0 | 0   | 0  | -  | 0  | 0  | 0  | 0  |
| 12/15 Chi-L    | 1   |    |    | 3   | 2  | 1  | 0.0 | 0.0 | 0   | 0  | -  | 0  | 0  | 0  | 0  |
| 12/22 at NYJ-L | 1   |    |    | 1   | 0  | 1  | 0.0 | 0.0 | 0   | 0  | -  | 0  | 0  | 0  | 0  |
| 12/29 at Pit-L | 1   |    |    | 1   | 0  | 1  | 0.0 | 0.0 | 0   | 0  | -  | 0  | 0  | 0  | 0  |
| 2013 TOTALS    |     | 12 | 0  | 20  | 12 | 8  | 2.0 | 8.0 | 0   | 0  | -  | 0  | 1  | 0  | 0  |

STAFF

PLAYERS

2015 SEASON

HISTORY

RECORDS

GAME DAY



VETERANS

# DESMOND BRYANT



**POSITION** ▶ DEFENSIVE LINE

**SCHOOL** ▶ HARVARD

**92**

**HT:** 6-6 // **WT:** 310 // **BORN:** 12/15/85 // **ACQUIRED:** UFA (OAK.) - '13 // **NFL EXPERIENCE:** EIGHTH YEAR

Signed by Oakland Raiders as undrafted free agent, April 30, 2009...Re-signed by Raiders as exclusive-rights free agent, July 31, 2011...Re-signed by Raiders as a restricted free agent, June 6, 2012...Signed by Cleveland Browns as an unrestricted free agent, March 12, 2013.

## SEASONAL REVIEWS:

**2015:** Led Browns with career-best six sacks...Amassed 33 tackles and one forced fumble...[11/5] at Cin.: Recorded one sack, his third in as many games...[12/6] vs. Cin.: Played 100th career game...[12/13] vs. SF: In 24-10 victory, totaled five tackles, 1.5 sacks and one forced fumble...[12/20] at Sea.: Registered three tackles and 1.5 sacks.

**2014:** Second on team and led DL with five sacks...Led Browns defensive linemen with 49 tackles...Started all 15 games played...[11/6] at Cin.: In 24-3 primetime win, amassed six tackles and two sacks...Sacked Andy Dalton on back-to-back plays in third quarter to force punt.

**2013:** Started first 12 games, compiling a team-high 32 QB harassments...Led Browns defensive linemen with 3.5 sacks and added 45 tackles, five tackles for loss and one pass defended...Placed on reserve/non-football illness on Dec. 4 with irregular heartbeat; had successful ablation performed on Dec. 6...Posted at least 0.5 sack in seven consecutive games from Week 14 (2012) through Week 3...[9/8] vs. Mia.: Made Browns debut, registering a career-best 10 tackles and tying a career high with two sacks...[9/22] at Min.: Ended Vikings' final drive by sacking Christian Ponder on the final play of the game to secure a 31-27 Browns victory.

**2012:** Appeared in all 16 games with eight starts...Recorded 36 stops, while adding one forced fumble and one blocked field goal...Tied for team lead with four sacks, registering one in each of the team's final four contests...Recorded 12 quarterback hits, a figure that tied for sixth among NFL DTs...[12/2] vs. Cle.: Registered his first career blocked FG on a 28-yard Phil Dawson attempt.

**2011:** Played in all 16 games with 10 starts...Totaled 35 tackles, five sacks and one forced fumble...[11/11] at GB:

## AT A GLANCE

- ▶ Named the Browns 2014 Ed Block Courage Award recipient after returning from an irregular heartbeat that required ablation and cost him the final four games of the 2013 season.
- ▶ Played at Harvard alongside his brother, Brenton, on the defensive line.
- ▶ Spent four offseasons (2011-14) interning at a financial advising firm.
- ▶ Cousin, Chester McGlockton, played defensive tackle 12 seasons in the NFL.
- ▶ Spent summers in college working as a paralegal at a law firm in Boston, Ma.

Blocked a PAT...[11/20] at Minn.: Recorded a career-high two sacks.

**2010:** Appeared in 15 games as a reserve...Notched 21 tackles and 2.5 sacks...[11/7] vs. KC: Recorded first career sack after dropping Matt Cassel for a 1-yard loss.

**2009:** Played in all 16 games as a reserve...Totaled 32 tackles, one forced fumble and one fumble recovery...Finished third in tackles among NFL rookie DTs...One of two undrafted free agents to make the Raiders' opening day 53-man roster.

**College:** Appeared in 32 games at Harvard University (2004-06, 2008)...Recorded 66 career tackles and 13.5 sacks...Second-team All-Ivy League selection as a senior

STAFF

PLAYERS

2015 SEASON

HISTORY

RECORDS

GAME DAY





# VETERANS

## D. BRYANT continued...

after recording 20 tackles and 1.5 sacks in 10 games...Major in economics.

**Personal:** Given name is Desmond Jerel Bryant...Born in Shorewood, Ill... Brother, Brenton, also played DL while both attended Harvard...His cousin, Chester McGlockton, played DT for four years in 12 NFL seasons...Spent summers in college working as a paralegal at a local law firm in Boston, Ma...**High School:** Attended East Bladen

High School...Also earned four letters in track and three in basketball...**Community Involvement:** Hosts an annual football camp at his high school in Elizabethtown, N.C... Browns 2014 Ed Block Courage Award recipient...Participated in numerous hospital and youth football visits as well as military appreciation events...**Hobbies/Interest:** Spent four offseasons (2011-14) interning at a financial advising firm.

### DESMOND BRYANT ▶ CAREER STATS

| Year                            | Team      | TACKLES   |           |            |            |           |             |              | INTERCEPTIONS |          |          |          |          | FUMBLES  |          |          |
|---------------------------------|-----------|-----------|-----------|------------|------------|-----------|-------------|--------------|---------------|----------|----------|----------|----------|----------|----------|----------|
|                                 |           | GP        | GS        | Tot        | Solo       | Asst      | Sk          | Yds          | No            | Yds      | Lg       | TD       | PD       | FE       | FR       | Yds      |
| 2009                            | Oakland   | 16        | 0         | 32         | 24         | 8         | 0.0         | 0.0          | 0             | 0        | -        | 0        | 0        | 1        | 1        | 0        |
| 2010                            | Oakland   | 15        | 0         | 21         | 15         | 6         | 2.5         | 18.0         | 0             | 0        | -        | 0        | 0        | 0        | 0        | 0        |
| 2011                            | Oakland   | 16        | 10        | 35         | 30         | 5         | 5.0         | 32.0         | 0             | 0        | -        | 0        | 1        | 1        | 0        | 0        |
| 2012                            | Oakland   | 16        | 8         | 36         | 26         | 10        | 4.0         | 25.0         | 0             | 0        | -        | 0        | 1        | 1        | 0        | 0        |
| 2013                            | Cleveland | 12        | 12        | 45         | 23         | 22        | 3.5         | 22.5         | 0             | 0        | -        | 0        | 1        | 0        | 0        | 0        |
| 2014                            | Cleveland | 15        | 15        | 49         | 25         | 24        | 5.0         | 38.0         | 0             | 0        | -        | 0        | 1        | 0        | 1        | 0        |
| 2015                            | Cleveland | 14        | 14        | 33         | 24         | 9         | 6.0         | 26.5         | 0             | 0        | -        | 0        | 0        | 1        | 0        | 0        |
| <b>NFL totals (seven years)</b> |           | <b>59</b> | <b>59</b> | <b>251</b> | <b>167</b> | <b>84</b> | <b>26.0</b> | <b>162.0</b> | <b>0</b>      | <b>0</b> | <b>-</b> | <b>0</b> | <b>4</b> | <b>4</b> | <b>2</b> | <b>0</b> |

**ADDITIONAL STATISTICS:** Multiple-sack games – 5 (2.0, at Min., 11/20/11; 2.0 vs. Mia., 9/8/13; 2.0, at Cin., 11/6/14; 1.5, vs. SF, 12/13/15; 1.5, at Sea., 12/20/15). **Career sacks** – Andy Dalton (4.0), Christian Ponder (3.0), Matt Cassel (2.0), Philip Rivers (2.0), Ryan Tannehill (2.0), Blaine Gabbert (1.5), Russell Wilson (1.5), Nick Foles (1.0), Peyton Manning (1.0), Matt Moore (1.0), Cam Newton (1.0), Kyle Orton (1.0), Carson Palmer (1.0), Brady Quinn (1.0), Ben Roethlisberger (1.0), Aaron Rodgers (1.0), Joe Flacco (0.5), Chad Henne (0.5).

**SINGLE-GAME HIGHS & CAREER MILESTONES:** TACKLES: Total – 10, vs. Mia., 9/8/13. Solo – 6, at Buf., 11/30/14. SACKS: 2.0, three times; last: at Cin., 11/6/14. FUMBLES: Forced – 1, three times; last: vs. Pit., 9/23/12. Recovered – 1, two times; vs. Cin., 11/22/09; at Atl., 11/23/14. PASSES DEFENSED: 1, four times; last: at Ten., 10/5/12. NFL debut: vs. SD, 9/14/09. First NFL start: at Hou., 10/9/11. First NFL sack: vs. KC, 11/7/10 (M.Cassel).

### DESMOND BRYANT ▶ GAME-BY-GAME STATS

#### 2015, CLEVELAND

| Date                       | Opp      | GP        | GS        | Tot       | So        | As       | Sk         | Yd          | Int      | Yd       | Lg       | TD       | PD       | FF       | FR       |
|----------------------------|----------|-----------|-----------|-----------|-----------|----------|------------|-------------|----------|----------|----------|----------|----------|----------|----------|
| 09/13                      | at NYJ-L | 1         | LE        | 4         | 0         | 4        | 0.0        | 0.0         | 0        | 0        | -        | 0        | 0        | 0        | 0        |
| 09/20                      | Ten-W    | 1         | LE        | 0         | 0         | 0        | 0.0        | 0.0         | 0        | 0        | -        | 0        | 0        | 0        | 0        |
| 09/27                      | Oak-L    |           |           |           |           |          |            |             |          |          |          |          |          |          |          |
| ***inactive -- shoulder*** |          |           |           |           |           |          |            |             |          |          |          |          |          |          |          |
| 10/04                      | at SD-L  |           |           |           |           |          |            |             |          |          |          |          |          |          |          |
| ***inactive -- shoulder*** |          |           |           |           |           |          |            |             |          |          |          |          |          |          |          |
| 10/11                      | Bal-W    | 1         | LE        | 2         | 2         | 0        | 0.0        | 0.0         | 0        | 0        | -        | 0        | 0        | 0        | 0        |
| 10/18                      | Den-L    | 1         | LE        | 5         | 4         | 1        | 0.0        | 0.0         | 0        | 0        | -        | 0        | 0        | 0        | 0        |
| 10/25                      | StL-L    | 1         | LE        | 1         | 1         | 0        | 1.0        | 4.0         | 0        | 0        | -        | 0        | 0        | 0        | 0        |
| 11/01                      | Ari-L    | 1         | LE        | 3         | 2         | 1        | 1.0        | 2.0         | 0        | 0        | -        | 0        | 0        | 0        | 0        |
| 11/05                      | at Cin-L | 1         | LE        | 2         | 2         | 0        | 1.0        | 7.0         | 0        | 0        | -        | 0        | 0        | 0        | 0        |
| 11/15                      | at Pit-L | 1         | LE        | 2         | 2         | 0        | 0.0        | 0.0         | 0        | 0        | -        | 0        | 0        | 0        | 0        |
| 11/30                      | Bal-L    | 1         | LE        | 1         | 1         | 0        | 0.0        | 0.0         | 0        | 0        | -        | 0        | 0        | 0        | 0        |
| 12/06                      | Cin-L    | 1         | LE        | 1         | 1         | 0        | 0.0        | 0.0         | 0        | 0        | -        | 0        | 0        | 0        | 0        |
| 12/13                      | SF-W     | 1         | LE        | 5         | 4         | 1        | 1.5        | 5.5         | 0        | 0        | -        | 0        | 0        | 1        | 0        |
| 12/20                      | at Sea-L | 1         | LE        | 3         | 1         | 2        | 1.5        | 8.0         | 0        | 0        | -        | 0        | 0        | 0        | 0        |
| 12/27                      | at KC-L  | 1         | LE        | 3         | 3         | 0        | 0.0        | 0.0         | 0        | 0        | -        | 0        | 0        | 0        | 0        |
| 01/03                      | Pit-L    | 1         | LE        | 1         | 1         | 0        | 0.0        | 0.0         | 0        | 0        | -        | 0        | 0        | 0        | 0        |
| <b>2015 TOTALS</b>         |          | <b>14</b> | <b>14</b> | <b>33</b> | <b>24</b> | <b>9</b> | <b>6.0</b> | <b>26.5</b> | <b>0</b> | <b>0</b> | <b>-</b> | <b>0</b> | <b>0</b> | <b>1</b> | <b>0</b> |

STAFF

PLAYERS

2015 SEASON

HISTORY

RECORDS

GAME DAY



# D. BRYANT continued...

## 2014, CLEVELAND

| Date               | Opp      | GP        | GS        | Tot       | So        | As        | Sk                      | Yd          | Int      | Yd       | Lg       | TD       | PD       | FF       | FR       |
|--------------------|----------|-----------|-----------|-----------|-----------|-----------|-------------------------|-------------|----------|----------|----------|----------|----------|----------|----------|
| 09/07              | at Pit-L |           |           |           |           |           | ***inactive -- wrist*** |             |          |          |          |          |          |          |          |
| 09/14              | NO-W     | 1         | DL        | 2         | 1         | 1         | 0.0                     | 0.0         | 0        | 0        | -        | 0        | 0        | 0        | 0        |
| 09/21              | Bal-L    | 1         | RE        | 3         | 1         | 2         | 0.0                     | 0.0         | 0        | 0        | -        | 0        | 0        | 0        | 0        |
| 10/05              | at Ten-W | 1         | RE        | 1         | 0         | 1         | 0.0                     | 0.0         | 0        | 0        | -        | 0        | 1        | 0        | 0        |
| 10/12              | Pit-W    | 1         | DL        | 3         | 2         | 1         | 1.0                     | 6.0         | 0        | 0        | -        | 0        | 0        | 0        | 0        |
| 10/19              | at Jax-L | 1         | DL        | 2         | 0         | 2         | 0.0                     | 0.0         | 0        | 0        | -        | 0        | 0        | 0        | 0        |
| 10/26              | Oak-W    | 1         | RE        | 3         | 2         | 1         | 0.0                     | 0.0         | 0        | 0        | -        | 0        | 0        | 0        | 0        |
| 11/02              | TB-W     | 1         | RE        | 3         | 1         | 2         | 0.0                     | 0.0         | 0        | 0        | -        | 0        | 0        | 0        | 0        |
| 11/06              | at Cin-W | 1         | RE        | 6         | 3         | 3         | 2.0                     | 14.0        | 0        | 0        | -        | 0        | 0        | 0        | 0        |
| 11/16              | Hou-L    | 1         | DL        | 8         | 2         | 6         | 0.0                     | 0.0         | 0        | 0        | -        | 0        | 0        | 0        | 0        |
| 11/23              | at Atl-W | 1         | RE        | 4         | 3         | 1         | 0.0                     | 0.0         | 0        | 0        | -        | 0        | 0        | 0        | 1        |
| 11/30              | at Buf-L | 1         | RE        | 7         | 6         | 1         | 1.0                     | 9.0         | 0        | 0        | -        | 0        | 0        | 0        | 0        |
| 12/07              | Ind-L    | 1         | DL        | 1         | 0         | 1         | 0.0                     | 0.0         | 0        | 0        | -        | 0        | 0        | 0        | 0        |
| 12/14              | Cin-L    | 1         | RE        | 4         | 3         | 1         | 1.0                     | 9.0         | 0        | 0        | -        | 0        | 0        | 0        | 0        |
| 12/21              | at Car-L | 1         | RE        | 2         | 1         | 1         | 0.0                     | 0.0         | 0        | 0        | -        | 0        | 0        | 0        | 0        |
| 12/28              | at Bal-L | 1         | RE        | 0         | 0         | 0         | 0.0                     | 0.0         | 0        | 0        | -        | 0        | 0        | 0        | 0        |
| <b>2014 TOTALS</b> |          | <b>15</b> | <b>15</b> | <b>49</b> | <b>25</b> | <b>24</b> | <b>5.0</b>              | <b>38.0</b> | <b>0</b> | <b>0</b> | <b>-</b> | <b>0</b> | <b>1</b> | <b>0</b> | <b>1</b> |

## 2013, CLEVELAND

| Date               | Opp      | GP        | GS        | Tot       | So        | As        | Sk                                | Yd          | Int      | Yd       | Lg       | TD       | PD       | FF       | FR       |
|--------------------|----------|-----------|-----------|-----------|-----------|-----------|-----------------------------------|-------------|----------|----------|----------|----------|----------|----------|----------|
| 09/08              | Mia-L    | 1         | DE        | 10        | 4         | 6         | 2.0                               | 12.0        | 0        | 0        | -        | 0        | 1        | 0        | 0        |
| 09/15              | at Bal-L | 1         | DE        | 4         | 2         | 2         | 0.5                               | 2.5         | 0        | 0        | -        | 0        | 0        | 0        | 0        |
| 09/22              | at Min-W | 1         | DE        | 5         | 2         | 3         | 1.0                               | 8.0         | 0        | 0        | -        | 0        | 0        | 0        | 0        |
| 09/29              | Cin-W    | 1         | DE        | 6         | 3         | 3         | 0.0                               | 0.0         | 0        | 0        | -        | 0        | 0        | 0        | 0        |
| 10/03              | Buf-W    | 1         | DE        | 3         | 2         | 1         | 0.0                               | 0.0         | 0        | 0        | -        | 0        | 0        | 0        | 0        |
| 10/13              | Det-L    | 1         | DE        | 3         | 1         | 2         | 0.0                               | 0.0         | 0        | 0        | -        | 0        | 0        | 0        | 0        |
| 10/20              | at GB-L  | 1         | DE        | 3         | 2         | 1         | 0.0                               | 0.0         | 0        | 0        | -        | 0        | 0        | 0        | 0        |
| 10/27              | at KC-L  | 1         | DE        | 1         | 0         | 1         | 0.0                               | 0.0         | 0        | 0        | -        | 0        | 0        | 0        | 0        |
| 11/03              | Bal-W    | 1         | DE        | 3         | 1         | 2         | 0.0                               | 0.0         | 0        | 0        | -        | 0        | 0        | 0        | 0        |
| 11/17              | at Cin-L | 1         | DE        | 1         | 1         | 0         | 0.0                               | 0.0         | 0        | 0        | -        | 0        | 0        | 0        | 0        |
| 11/24              | Pit-L    | 1         | DE        | 4         | 3         | 1         | 0.0                               | 0.0         | 0        | 0        | -        | 0        | 0        | 0        | 0        |
| 12/01              | Jax-L    | 1         | DE        | 2         | 2         | 0         | 0.0                               | 0.0         | 0        | 0        | -        | 0        | 0        | 0        | 0        |
| 12/08              | at NE-L  |           |           |           |           |           | ***reserve/non-football injury*** |             |          |          |          |          |          |          |          |
| 12/15              | Chi-L    |           |           |           |           |           | ***reserve/non-football injury*** |             |          |          |          |          |          |          |          |
| 12/22              | at NYJ-L |           |           |           |           |           | ***reserve/non-football injury*** |             |          |          |          |          |          |          |          |
| 12/29              | at Pit-L |           |           |           |           |           | ***reserve/non-football injury*** |             |          |          |          |          |          |          |          |
| <b>2013 TOTALS</b> |          | <b>12</b> | <b>12</b> | <b>45</b> | <b>23</b> | <b>22</b> | <b>3.5</b>                        | <b>22.5</b> | <b>0</b> | <b>0</b> | <b>-</b> | <b>0</b> | <b>1</b> | <b>0</b> | <b>0</b> |

## 2012, OAKLAND

| Date               | Opp      | GP        | GS       | Tot       | So        | As        | Sk         | Yd          | Int      | Yd       | Lg       | TD       | PD       | FF       | FR       |
|--------------------|----------|-----------|----------|-----------|-----------|-----------|------------|-------------|----------|----------|----------|----------|----------|----------|----------|
| 09/10              | SD-L     | 1         |          | 0         | 0         | 0         | 0.0        | 0.0         | 0        | 0        | -        | 0        | 0        | 0        | 0        |
| 09/16              | at Mia-L | 1         |          | 3         | 1         | 2         | 0.0        | 0.0         | 0        | 0        | -        | 0        | 0        | 0        | 0        |
| 09/23              | Pit-W    | 1         |          | 5         | 3         | 2         | 0.0        | 0.0         | 0        | 0        | -        | 0        | 0        | 1        | 0        |
| 09/30              | at Den-L | 1         |          | 4         | 2         | 2         | 0.0        | 0.0         | 0        | 0        | -        | 0        | 0        | 0        | 0        |
| 10/14              | at Atl-L | 1         |          | 1         | 0         | 1         | 0.0        | 0.0         | 0        | 0        | -        | 0        | 0        | 0        | 0        |
| 10/21              | Jax-W    | 1         |          | 2         | 0         | 2         | 0.0        | 0.0         | 0        | 0        | -        | 0        | 0        | 0        | 0        |
| 10/28              | KC-W     | 1         |          | 1         | 1         | 0         | 0.0        | 0.0         | 0        | 0        | -        | 0        | 0        | 0        | 0        |
| 11/04              | TB-L     | 1         |          | 0         | 0         | 0         | 0.0        | 0.0         | 0        | 0        | -        | 0        | 0        | 0        | 0        |
| 11/11              | at Bal-L | 1         | DT       | 6         | 3         | 3         | 0.0        | 0.0         | 0        | 0        | -        | 0        | 0        | 0        | 0        |
| 11/18              | NO-L     | 1         | DT       | 4         | 1         | 3         | 0.0        | 0.0         | 0        | 0        | -        | 0        | 1        | 0        | 0        |
| 11/25              | at Cin-L | 1         | DT       | 1         | 1         | 0         | 0.0        | 0.0         | 0        | 0        | -        | 0        | 0        | 0        | 0        |
| 12/02              | Cle-L    | 1         | DT       | 3         | 1         | 2         | 0.0        | 0.0         | 0        | 0        | -        | 0        | 1        | 0        | 0        |
| 12/06              | Den-L    | 1         | DT       | 6         | 3         | 3         | 1.0        | 5.0         | 0        | 0        | -        | 0        | 0        | 0        | 0        |
| 12/16              | KC-W     | 1         | DT       | 5         | 3         | 2         | 1.0        | 6.0         | 0        | 0        | -        | 0        | 0        | 0        | 0        |
| 12/23              | at Car-L | 1         | DT       | 3         | 2         | 1         | 1.0        | 9.0         | 0        | 0        | -        | 0        | 0        | 0        | 0        |
| 12/30              | at SD-L  | 1         | DT       | 4         | 1         | 3         | 0.5        | 2.5         | 0        | 0        | -        | 0        | 0        | 0        | 0        |
| <b>2012 TOTALS</b> |          | <b>16</b> | <b>8</b> | <b>48</b> | <b>22</b> | <b>26</b> | <b>3.5</b> | <b>22.5</b> | <b>0</b> | <b>0</b> | <b>-</b> | <b>0</b> | <b>2</b> | <b>1</b> | <b>0</b> |



# VETERANS

## D. BRYANT continued...

### 2011, OAKLAND

| Date               | Opp       | GP        | GS        | Tot       | So       | As         | Sk          | Yd       | Int      | Yd       | Lg       | TD       | PD       | FF       | FR       |
|--------------------|-----------|-----------|-----------|-----------|----------|------------|-------------|----------|----------|----------|----------|----------|----------|----------|----------|
| 09/12 at Den-W     | 1         |           |           | 0         | 0        | 0          | 0.0         | 0.0      | 0        | 0        | -        | 0        | 0        | 0        | 0        |
| 09/18 at Buf-L     | 1         |           |           | 0         | 0        | 0          | 0.0         | 0.0      | 0        | 0        | -        | 0        | 0        | 0        | 0        |
| 09/25 NYJ-W        | 1         |           |           | 1         | 1        | 0          | 0.0         | 0.0      | 0        | 0        | -        | 0        | 0        | 0        | 0        |
| 10/02 NE-L         | 1         |           |           | 3         | 3        | 0          | 0.0         | 0.0      | 0        | 0        | -        | 0        | 0        | 0        | 0        |
| 10/09 at Hou-W     | 1         | DE        |           | 2         | 1        | 1          | 0.0         | 0.0      | 0        | 0        | -        | 0        | 1        | 0        | 0        |
| 10/16 Cle-W        | 1         | DE        |           | 4         | 3        | 1          | 0.0         | 0.0      | 0        | 0        | -        | 0        | 0        | 0        | 0        |
| 10/23 KC-L         | 1         | DE        |           | 3         | 2        | 1          | 0.0         | 0.0      | 0        | 0        | -        | 0        | 0        | 0        | 0        |
| 11/06 Den-L        | 1         | DE        |           | 3         | 2        | 1          | 0.0         | 0.0      | 0        | 0        | -        | 0        | 0        | 0        | 0        |
| 11/10 at SD-W      | 1         | DE        |           | 2         | 2        | 0          | 1.0         | 5.0      | 0        | 0        | -        | 0        | 0        | 0        | 0        |
| 11/20 at Min-W     | 1         | DE        |           | 3         | 3        | 0          | 2.0         | 9.0      | 0        | 0        | -        | 0        | 0        | 1        | 0        |
| 11/27 Chi-W        | 1         | DT        |           | 2         | 2        | 0          | 0.0         | 0.0      | 0        | 0        | -        | 0        | 0        | 0        | 0        |
| 12/04 at Mia       | 1         |           |           | 4         | 4        | 0          | 1.0         | 9.0      | 0        | 0        | -        | 0        | 0        | 0        | 0        |
| 12/11 at GB-L      | 1         | DE        |           | 4         | 4        | 0          | 1.0         | 5.0      | 0        | 0        | -        | 0        | 0        | 0        | 0        |
| 12/18 Det-L        | 1         | DE        |           | 1         | 0        | 1          | 0.0         | 0.0      | 0        | 0        | -        | 0        | 0        | 0        | 0        |
| 12/24 at KC-W      | 1         | DE        |           | 1         | 1        | 0          | 0.0         | 0.0      | 0        | 0        | -        | 0        | 0        | 0        | 0        |
| 01/01 SD-L         | 1         | DE        |           | 2         | 2        | 0          | 0.0         | 0.0      | 0        | 0        | -        | 0        | 0        | 0        | 0        |
| <b>2011 TOTALS</b> | <b>16</b> | <b>11</b> | <b>35</b> | <b>30</b> | <b>5</b> | <b>5.0</b> | <b>28.0</b> | <b>0</b> | <b>0</b> | <b>-</b> | <b>0</b> | <b>1</b> | <b>1</b> | <b>0</b> | <b>0</b> |

### 2010, OAKLAND

| Date               | Opp       | GP       | GS        | Tot       | So       | As         | Sk          | Yd       | Int      | Yd       | Lg       | TD       | PD       | FF       | FR       |
|--------------------|-----------|----------|-----------|-----------|----------|------------|-------------|----------|----------|----------|----------|----------|----------|----------|----------|
| 09/12 at Ten-L     |           |          |           |           |          |            |             |          |          |          |          |          |          |          |          |
| 09/19 STL-W        | 1         |          |           | 2         | 1        | 1          | 0.0         | 0.0      | 0        | 0        | 0        | -        | 0        | 0        | 0        |
| 09/26 at Ari-L     | 1         |          |           | 0         | 0        | 0          | 0.0         | 0.0      | 0        | 0        | 0        | -        | 0        | 0        | 0        |
| 10/03 Hou-L        | 1         |          |           | 1         | 0        | 1          | 0.0         | 0.0      | 0        | 0        | 0        | -        | 0        | 0        | 0        |
| 10/10 SD-W         | 1         |          |           | 0         | 0        | 0          | 0.0         | 0.0      | 0        | 0        | 0        | -        | 0        | 0        | 0        |
| 10/17 at SF-L      | 1         |          |           | 0         | 0        | 0          | 0.0         | 0.0      | 0        | 0        | 0        | -        | 0        | 0        | 0        |
| 10/24 at Den-W     | 1         |          |           | 1         | 1        | 0          | 0.0         | 0.0      | 0        | 0        | 0        | -        | 0        | 0        | 0        |
| 10/31 Sea-W        | 1         |          |           | 4         | 4        | 0          | 0.0         | 0.0      | 0        | 0        | 0        | -        | 0        | 0        | 0        |
| 11/07 KC-W         | 1         |          |           | 1         | 1        | 0          | 1.0         | 1.0      | 0        | 0        | 0        | -        | 0        | 0        | 0        |
| 11/21 at Pit-L     | 1         |          |           | 1         | 1        | 0          | 0.0         | 0.0      | 0        | 0        | 0        | -        | 0        | 0        | 0        |
| 11/28 Mia-L        | 1         |          |           | 2         | 0        | 2          | 0.5         | 2.0      | 0        | 0        | 0        | -        | 0        | 0        | 0        |
| 12/05 at SD-W      | 1         |          |           | 0         | 0        | 0          | 0.0         | 0.0      | 0        | 0        | 0        | -        | 0        | 0        | 0        |
| 12/12 at Jax-L     | 1         |          |           | 1         | 1        | 0          | 0.0         | 0.0      | 0        | 0        | 0        | -        | 0        | 0        | 0        |
| 12/19 Den-W        | 1         |          |           | 1         | 1        | 0          | 0.0         | 0.0      | 0        | 0        | 0        | -        | 0        | 0        | 0        |
| 12/26 Ind-L        | 1         |          |           | 1         | 0        | 1          | 0.0         | 0.0      | 0        | 0        | 0        | -        | 0        | 0        | 0        |
| 01/02 at KC-W      | 1         |          |           | 6         | 5        | 1          | 1.0         | 15.0     | 0        | 0        | 0        | -        | 0        | 0        | 0        |
| <b>2010 TOTALS</b> | <b>15</b> | <b>0</b> | <b>21</b> | <b>15</b> | <b>6</b> | <b>2.5</b> | <b>18.0</b> | <b>0</b> | <b>0</b> | <b>0</b> | <b>-</b> | <b>0</b> | <b>0</b> | <b>0</b> | <b>0</b> |

### 2009, OAKLAND

| Date               | Opp       | GP       | GS        | Tot       | So       | As         | Sk         | Yd       | Int      | Yd       | Lg       | TD       | PD       | FF       | FR       |
|--------------------|-----------|----------|-----------|-----------|----------|------------|------------|----------|----------|----------|----------|----------|----------|----------|----------|
| 09/14 SD-L         | 1         |          |           | 0         | 0        | 0          | 0.0        | 0.0      | 0        | 0        | -        | 0        | 0        | 0        | 0        |
| 09/20 at KC-W      | 1         |          |           | 1         | 1        | 0          | 0.0        | 0.0      | 0        | 0        | -        | 0        | 0        | 0        | 0        |
| 09/27 Den-L        | 1         |          |           | 1         | 1        | 0          | 0.0        | 0.0      | 0        | 0        | -        | 0        | 0        | 0        | 0        |
| 10/04 at Hou-L     | 1         |          |           | 5         | 2        | 3          | 0.0        | 0.0      | 0        | 0        | -        | 0        | 0        | 0        | 0        |
| 10/11 at NYG-L     | 1         |          |           | 3         | 1        | 2          | 0.0        | 0.0      | 0        | 0        | -        | 0        | 0        | 0        | 0        |
| 10/18 Phi-W        | 1         |          |           | 0         | 0        | 0          | 0.0        | 0.0      | 0        | 0        | -        | 0        | 0        | 0        | 0        |
| 10/25 NYJ-L        | 1         |          |           | 7         | 5        | 2          | 0.0        | 0.0      | 0        | 0        | -        | 0        | 0        | 0        | 0        |
| 11/01 at SD-L      | 1         |          |           | 3         | 3        | 0          | 0.0        | 0.0      | 0        | 0        | -        | 0        | 0        | 0        | 0        |
| 11/15 KC-L         | 1         |          |           | 0         | 0        | 0          | 0.0        | 0.0      | 0        | 0        | -        | 0        | 0        | 0        | 0        |
| 11/22 Cin-W        | 1         |          |           | 3         | 3        | 0          | 0.0        | 0.0      | 0        | 0        | -        | 0        | 0        | 1        | 1        |
| 11/26 at Dal-L     | 1         |          |           | 0         | 0        | 0          | 0.0        | 0.0      | 0        | 0        | -        | 0        | 0        | 0        | 0        |
| 12/06 at Pit-W     | 1         |          |           | 0         | 0        | 0          | 0.0        | 0.0      | 0        | 0        | -        | 0        | 0        | 0        | 0        |
| 12/13 Was-L        | 1         |          |           | 2         | 2        | 0          | 0.0        | 0.0      | 0        | 0        | -        | 0        | 0        | 0        | 0        |
| 12/20 at Den-W     | 1         |          |           | 3         | 3        | 0          | 0.0        | 0.0      | 0        | 0        | -        | 0        | 0        | 0        | 0        |
| 12/27 at Cle-L     | 1         |          |           | 3         | 3        | 0          | 0.0        | 0.0      | 0        | 0        | -        | 0        | 0        | 0        | 0        |
| 01/03 Bal-L        | 1         |          |           | 1         | 0        | 1          | 0.0        | 0.0      | 0        | 0        | -        | 0        | 0        | 0        | 0        |
| <b>2009 TOTALS</b> | <b>16</b> | <b>0</b> | <b>32</b> | <b>24</b> | <b>8</b> | <b>0.0</b> | <b>0.0</b> | <b>0</b> | <b>0</b> | <b>0</b> | <b>-</b> | <b>0</b> | <b>0</b> | <b>1</b> | <b>1</b> |

STAFF

PLAYERS

2015 SEASON

HISTORY

RECORDS

GAME DAY



## VETERANS

# IBRAHEIM CAMPBELL

**POSITION** ▶ DEFENSIVE BACK

**SCHOOL** ▶ NORTHWESTERN

# 24



**HT:** 5-11 // **WT:** 208 // **BORN:** 5/13/92 // **ACQUIRED:** D4A - '15 // **NFL EXPERIENCE:** SECOND YEAR

Originally drafted by the Cleveland Browns in the fourth round (115th overall) of the 2015 NFL Draft.

### SEASONAL REVIEWS:

**2015:** Appeared in 15 games with one start at SS...Recorded 10 tackles on defense and seven on special teams... (9/13) at NYJ: Made NFL debut, contributing on special teams... (11/5) at Cin.: Made first career start at SS, amassing five tackles.

**College:** Played in 50 career games at Northwestern... Amassed 317 career tackles, 27 passes defended, 11 interceptions, six forced fumbles and two fumble recoveries... Four-time Academic All-Big Ten selection... Named co-captain as a senior, finishing the season with 54 tackles, a league-high four forced fumbles, three interceptions and three passes defended... Earned All-Big Ten second-team accolades... Started all 12 games as a junior, earning All-Big Ten honorable mention with 74 tackles, five passes defended and one sack... Totaled 89 tackles, a team-high 13 passes defended, two interceptions and two forced fumbles as a sophomore, earning All-Big Ten honorable mention... Led Northwestern with 100 tackles as a freshman, receiving Freshman All-American honors... Graduated with a degree in economics.

**Personal:** Given name Ibraheim Malcolm-Ramon Campbell... First name pronounced EE-brah-heem... Native of Philadelphia... Family and friends call him Ibro... Youngest of 11 siblings, has eight brothers and two sisters... Worked as a camp counselor and delivered food for a local Indian restaurant while in high school... Also worked as a baseball instructor for the Illinois Baseball Association

### AT A GLANCE

- ▶ **First name pronounced EE-brah-heem.**
- ▶ **Youngest of 11 siblings, has eight brothers and two sisters.**
- ▶ **Four-time Academic All-Big Ten selection.**

while at Northwestern... **High School:** Attended Chestnut Hill in Philadelphia, Pa... Played as a running back and defensive back... Earned all-state and All-Southeastern Pennsylvania honors at running back... Earned all-league and all-city honors at defensive back... Named to the Philadelphia Daily News All-Decade Team as a defensive back... Rushed for 3,857 career yards and 52 TDs... Finished his senior season with 1,885 rushing yards and 28 TDs... Totaled 135 tackles, nine interceptions, four forced fumbles and two fumble recoveries as a senior... Also participated in basketball and track and field... Graduated cum laude... **Community Involvement:** Interested in talking with and mentoring young students about the importance of education... Volunteered at Cleveland-area hospitals and youth football events... **Hobbies/Interests:** Enjoys playing card games, such as spades, hearts and rummy... Favorite movie is Little Rascals and favorite TV show is Fresh Prince of Bel Air... Lists R&B as his favorite type of music and Wale as his favorite artist.

### BREAST CANCER AWARENESS MONTH

The Cleveland Browns will support National Breast Cancer Awareness Month throughout October during the eighth consecutive year of the NFL's and NFL Players Association's "A Crucial Catch: Annual Screening Saves Lives" campaign, in partnership with the American Cancer Society. In 2014 and 2015, FirstEnergy Stadium was also lit in pink throughout October to bring additional awareness to the platform. For more information about the league-wide initiative, visit [www.NFL.com/pink](http://www.NFL.com/pink).

STAFF

PLAYERS

2015 SEASON

HISTORY

RECORDS

GAME DAY



## VETERANS

# CAMPBELL continued...

## IBRAHEIM CAMPBELL ▶ GAME-BY-GAME STATS

### 2015, CLEVELAND

| Date               | Opp   | GP        | GS       | Tot                                | So       | As       | Sk         | Yd       | Int      | Yd       | Lg       | TD       | PD       | FF       | FR       |
|--------------------|-------|-----------|----------|------------------------------------|----------|----------|------------|----------|----------|----------|----------|----------|----------|----------|----------|
| 09/13 at NYJ-L     |       | 1         |          | 0                                  | 0        | 0        | 0.0        | 0        | 0        | 0        | -        | 0        | 0        | 0        | 0        |
| 09/20              | Ten-W |           |          | ***inactive -- coach's decision*** |          |          |            |          |          |          |          |          |          |          |          |
| 09/27              | Oak-L | 1         |          | 0                                  | 0        | 0        | 0.0        | 0        | 0        | 0        | -        | 0        | 0        | 0        | 0        |
| 10/04 at SD-L      |       | 1         |          | 0                                  | 0        | 0        | 0.0        | 0        | 0        | 0        | -        | 0        | 0        | 0        | 0        |
| 10/11 at Bal-W     |       | 1         |          | 0                                  | 0        | 0        | 0.0        | 0        | 0        | 0        | -        | 0        | 0        | 0        | 0        |
| 10/18              | Den-L | 1         |          | 0                                  | 0        | 0        | 0.0        | 0        | 0        | 0        | -        | 0        | 0        | 0        | 0        |
| 10/25 at StL-L     |       | 1         |          | 0                                  | 0        | 0        | 0.0        | 0        | 0        | 0        | -        | 0        | 0        | 0        | 0        |
| 11/01              | Ari-L | 1         |          | 5                                  | 5        | 0        | 0.0        | 0        | 0        | 0        | -        | 0        | 0        | 0        | 0        |
| 11/05 at Cin-L     |       | 1         | SS       | 5                                  | 4        | 1        | 0.0        | 0        | 0        | 0        | -        | 0        | 0        | 0        | 0        |
| 11/15 at Pit-L     |       | 1         |          | 0                                  | 0        | 0        | 0.0        | 0        | 0        | 0        | -        | 0        | 0        | 0        | 0        |
| 11/30              | Bal-L | 1         |          | 0                                  | 0        | 0        | 0.0        | 0        | 0        | 0        | -        | 0        | 0        | 0        | 0        |
| 12/06              | Cin-L | 1         |          | 0                                  | 0        | 0        | 0.0        | 0        | 0        | 0        | -        | 0        | 0        | 0        | 0        |
| 12/13              | SF-W  | 1         |          | 0                                  | 0        | 0        | 0.0        | 0        | 0        | 0        | -        | 0        | 0        | 0        | 0        |
| 12/20 at Sea-L     |       | 1         |          | 0                                  | 0        | 0        | 0.0        | 0        | 0        | 0        | -        | 0        | 0        | 0        | 0        |
| 12/27 at KC-L      |       | 1         |          | 0                                  | 0        | 0        | 0.0        | 0        | 0        | 0        | -        | 0        | 0        | 0        | 0        |
| 01/03              | Pit-L | 1         |          | 0                                  | 0        | 0        | 0.0        | 0        | 0        | 0        | -        | 0        | 0        | 0        | 0        |
| <b>2015 TOTALS</b> |       | <b>15</b> | <b>1</b> | <b>10</b>                          | <b>9</b> | <b>1</b> | <b>0.0</b> | <b>0</b> | <b>0</b> | <b>0</b> | <b>-</b> | <b>0</b> | <b>0</b> | <b>0</b> | <b>0</b> |

**ADDITIONAL STATISTICS:** Interceptions – None. Sacks – None. Special-teams tackles – 7 in 2015.

**SINGLE-GAME HIGHS & CAREER MILESTONES:** TACKLES: Total – 5, twice; vs. Ari., 11/1/15, at Cin., 11/5/15. Solo – 5, vs. Ari., 11/1/15. INTERCEPTIONS: None. Yards – None. Long – None. TDs – None. FUMBLES: Forced – None. Recovered – None. PASSES DEFENSED: None. SACKS: None. NFL debut: at NYJ., 9/13/15. First NFL start: vs. Ari., 11/1/15. First NFL interception: None. Last NFL interception: None.

## DAWG POUND DRIVE

In 2014, the Browns launched Dawg Pound Drive on Alfred Lerner Way, a fan engagement area comprised of a 900-foot pregame space outside of FirstEnergy Stadium's south gates. Prior to all home games, Browns fans can visit the area for Browns alumni autographs; zip lines, rock climbing walls or other activities; concerts with local bands and DJs; the Browns First and Ten tent; entertaining games, including kid inflatables, oversized cornhole and a video game truck; photos with Swagger; Browns merchandise stands; a beer garden; food trucks and food and beverage specials. Dawg Pound Drive was also hosted during the 2015 Orange & Brown Scrimmage outside of St. John Arena in Columbus, where it will return again for the event in 2016.





# TANK CARDER

**POSITION** ▶ LINEBACKER  
**SCHOOL** ▶ TEXAS CHRISTIAN

**59**



**HT:** 6-2 // **WT:** 235 // **BORN:** 1/18/89 // **ACQUIRED:** W. (BUF.) - '12 // **NFL EXPERIENCE:** FIFTH YEAR

Selected by Buffalo Bills as second of two fifth-round choices [147th overall] in 2012 NFL Draft, April 28, 2012... Waived by Bills, Aug. 31, 2012...Claimed off waivers by Cleveland Browns, Sept. 1, 2012.

**CAREER HIGHLIGHTS:**

Stalwart on the Browns special-teams units who was named AFC Special Teams Player of Week for Week 5 in 2014 for a game-changing blocked punt at Tennessee.

**SEASONAL REVIEWS:**

**2015:** Third on team with 10 special-teams tackles...Tallied six tackles on defense...Played in all 16 games... Registered multiple special-teams tackles on [10/4] at SD and [12/20] at Sea.

**2014:** Appeared in all 16 games as a reserve...Finished third on the club with 11 special-teams tackles...Earned AFC Special Teams Player of the Week honors after blocking a fourth-quarter punt that resulted in a safety and adding one special-teams tackle at Ten. on Oct. 5...Registered the Browns first blocked punt since 2003...One of 11 NFL players to force a safety in 2014...Stalwart of a kickoff-coverage unit that ranked second in the NFL in average start position.

**2013:** Played in 15 games, with one start, and contributed on special teams...Totaled 11 tackles and one QB harassment...Finished second on the team with eight special-teams tackles...[10/13] vs. Det.: Registered a team-high two special-teams tackles...[10/27] at KC: Registered two special-teams tackles...[11/17] at Cin.: Posted a career-high seven tackles.

**2012:** Appeared in 15 games with one start...Recorded one tackle and a pass breakup on defense...Registered five special-teams tackles...Stalwart of a kickoff-coverage unit that ranked second in the NFL, allowing only 19.8 yards per attempt [43 kickoff returns].

**College:** Four-year letterman at TCU [2008-11]...Started 39 of his 50 career games and totaled 228 tackles, nine sacks, four interceptions, two fumble recoveries and one forced fumble...Two-time Mountain West Conference Defensive Player of the Year [2010, 2011]...Named the 2011

**AT A GLANCE**

- ▶ Six-time BMX world champion as a youth.
- ▶ Battled back from a life-threatening injury at age 13, when he sustained a broken back, broken ribs, a punctured diaphragm and punctured lung after being thrown from a vehicle, which then rolled over him.
- ▶ Legally changed his name to from Ricky Jr. to Tank, a nickname he originally received from his babysitter due to his size as a baby.
- ▶ Four-year letterman at Texas Christian University, where he was named a two-time Mountain West Conference Defensive Player of the Year [2010, 2011] and the 2011 Rose Bowl Defensive MVP.

Rose Bowl Defensive MVP, after an impressive defensive performance that included knocking down a potential game-tying two-point conversion in the game's final two minutes...Majored in general studies.

**Personal:** Legally changed his name from Ricky, Jr. to "Tank," a nickname he originally received from his babysitter due to his size as a baby...Married with two young boys...His mother, Marti, was raised in Cleveland...Born in Lake Jackson, Texas, is a native of Sweeny, Texas, where he grew up on approximately 100 acres, with cows, chickens and pigs on his land...Battled back from a life-threatening injury at age 13, when he sustained a broken back, broken ribs, a punctured diaphragm and punctured lung after being thrown from a vehicle, which then rolled over him...  
**High School:** Attended Sweeny High School...Played quarterback, fullback, linebacker, tailback, punter and kicker... Selected as the Greater Houston area Defensive Player of the Year...Also played basketball and baseball...Com-



# CARDER continued...

**community Involvement:** Hopes to start a charity to aid children in critical care, as a result of his own experience, or Down syndrome, inspired by his nephew...Participated in the Browns Adopt-A-Family program through The Littlest Heroes, an organization that works with kids diagnosed with cancer and their families...Helped build playgrounds

in the Cleveland community...Raised funds and awareness for hungry families and malnutrition during Taste of the Browns...**Hobbies/Interests:** Acquires a new hobby each offseason, including yo-yo tricks and artistic wood staining...Six-time BMX world champion as a youth, claiming his first title at 9-years old...Enjoys wakeboarding.

## TANK CARDER ► CAREER STATS

| Year                           | Team      | TACKLES   |          |           |           |          |            |            | INTERCEPTIONS |          |          |          |          | FUMBLES  |          |          |
|--------------------------------|-----------|-----------|----------|-----------|-----------|----------|------------|------------|---------------|----------|----------|----------|----------|----------|----------|----------|
|                                |           | GP        | GS       | Tot       | Solo      | Asst     | Sk         | Yds        | No            | Yds      | Lg       | TD       | PD       | FF       | FR       | Yds      |
| 2012                           | Cleveland | 15        | 1        | 1         | 0         | 1        | 0.0        | 0.0        | 0             | 0        | -        | 0        | 1        | 0        | 0        | 0        |
| 2013                           | Cleveland | 15        | 1        | 11        | 10        | 1        | 0.0        | 0.0        | 0             | 0        | -        | 0        | 0        | 0        | 0        | 0        |
| 2014                           | Cleveland | 16        | 0        | 0         | 0         | 0        | 0.0        | 0.0        | 0             | 0        | -        | 0        | 0        | 0        | 0        | 0        |
| 2015                           | Cleveland | 16        | 0        | 6         | 5         | 1        | 0.0        | 0.0        | 0             | 0        | -        | 0        | 0        | 0        | 0        | 0        |
| <b>NFL totals (four years)</b> |           | <b>62</b> | <b>2</b> | <b>18</b> | <b>15</b> | <b>3</b> | <b>0.0</b> | <b>0.0</b> | <b>0</b>      | <b>0</b> | <b>-</b> | <b>0</b> | <b>1</b> | <b>0</b> | <b>0</b> | <b>0</b> |

**ADDITIONAL STATISTICS:** Blocked punt out of end zone for safety at Ten., 10/5/14. **Special-teams tackles** – 5 in 2012, 8 in 2013; 11 in 2014; 10 in 2015; NFL totals: 34.

**SINGLE-GAME HIGHS & CAREER MILESTONES:** **TACKLES:** Total – 7, at Cin, 11/17/13. **Solo** – 4, vs Pit., 11/24/13. **SACKS:** None. **FUMBLES:** **Forced** – None. **Recovered** – None. **INTERCEPTIONS:** None. **PASSES DEFENSED:** 1, at Pit., 12/30/12. **NFL debut:** vs. Phi., 9/9/12. **First NFL start:** at Pit., 12/30/15. **First NFL sack:** None. **First NFL interception:** None.

## TANK CARDER ► GAME-BY-GAME STATS

### 2015, CLEVELAND

| Date               | Opp      | GP        | GS       | Tot      | So       | As       | Sk         | Yd         | Int      | Yd       | Lg       | TD       | PD       | FF       | FR       |
|--------------------|----------|-----------|----------|----------|----------|----------|------------|------------|----------|----------|----------|----------|----------|----------|----------|
| 09/13              | at NYJ-L | 1         | 0        | 0        | 0        | 0        | 0.0        | 0.0        | 0        | 0        | -        | 0        | 0        | 0        | 0        |
| 09/20              | Ten-W    | 1         | 0        | 0        | 0        | 0        | 0.0        | 0.0        | 0        | 0        | -        | 0        | 0        | 0        | 0        |
| 09/27              | Oak-L    | 1         | 0        | 0        | 0        | 0        | 0.0        | 0.0        | 0        | 0        | -        | 0        | 0        | 0        | 0        |
| 10/04              | at SD-L  | 1         | 1        | 1        | 0        | 0        | 0.0        | 0.0        | 0        | 0        | -        | 0        | 0        | 0        | 0        |
| 10/11              | at Bal-W | 1         | 3        | 2        | 1        | 0        | 0.0        | 0.0        | 0        | 0        | -        | 0        | 0        | 0        | 0        |
| 10/18              | Den-L    | 1         | 1        | 1        | 0        | 0        | 0.0        | 0.0        | 0        | 0        | -        | 0        | 0        | 0        | 0        |
| 10/25              | at StL-L | 1         | 1        | 1        | 0        | 0        | 0.0        | 0.0        | 0        | 0        | -        | 0        | 0        | 0        | 0        |
| 11/01              | Ari-L    | 1         | 0        | 0        | 0        | 0        | 0.0        | 0.0        | 0        | 0        | -        | 0        | 0        | 0        | 0        |
| 11/05              | at Cin-L | 1         | 0        | 0        | 0        | 0        | 0.0        | 0.0        | 0        | 0        | -        | 0        | 0        | 0        | 0        |
| 11/15              | at Pit-L | 1         | 0        | 0        | 0        | 0        | 0.0        | 0.0        | 0        | 0        | -        | 0        | 0        | 0        | 0        |
| 11/30              | Bal-L    | 1         | 0        | 0        | 0        | 0        | 0.0        | 0.0        | 0        | 0        | -        | 0        | 0        | 0        | 0        |
| 12/06              | Cin-L    | 1         | 0        | 0        | 0        | 0        | 0.0        | 0.0        | 0        | 0        | -        | 0        | 0        | 0        | 0        |
| 12/13              | SF-W     | 1         | 0        | 0        | 0        | 0        | 0.0        | 0.0        | 0        | 0        | -        | 0        | 0        | 0        | 0        |
| 12/20              | at Sea-L | 1         | 0        | 0        | 0        | 0        | 0.0        | 0.0        | 0        | 0        | -        | 0        | 0        | 0        | 0        |
| 12/27              | at KC-L  | 1         | 0        | 0        | 0        | 0        | 0.0        | 0.0        | 0        | 0        | -        | 0        | 0        | 0        | 0        |
| 01/03              | Pit-L    | 1         | 0        | 0        | 0        | 0        | 0.0        | 0.0        | 0        | 0        | -        | 0        | 0        | 0        | 0        |
| <b>2015 TOTALS</b> |          | <b>16</b> | <b>0</b> | <b>6</b> | <b>5</b> | <b>1</b> | <b>0.0</b> | <b>0.0</b> | <b>0</b> | <b>0</b> | <b>-</b> | <b>0</b> | <b>0</b> | <b>0</b> | <b>0</b> |



# CARDER continued...

## 2014, CLEVELAND

| Date               | Opp   | GP        | GS       | Tot      | So       | As       | Sk         | Yd         | Int      | Yd       | Lg       | TD       | PD       | FF       | FR       |
|--------------------|-------|-----------|----------|----------|----------|----------|------------|------------|----------|----------|----------|----------|----------|----------|----------|
| 09/07 at           | Pit-L | 1         | 0        | 0        | 0        | 0        | 0.0        | 0.0        | 0        | 0        | -        | 0        | 0        | 0        | 0        |
| 09/14              | NO-W  | 1         | 0        | 0        | 0        | 0        | 0.0        | 0.0        | 0        | 0        | -        | 0        | 0        | 0        | 0        |
| 09/21              | Bal-L | 1         | 0        | 0        | 0        | 0        | 0.0        | 0.0        | 0        | 0        | -        | 0        | 0        | 0        | 0        |
| 10/05 at           | Ten-W | 1         | 0        | 0        | 0        | 0        | 0.0        | 0.0        | 0        | 0        | -        | 0        | 0        | 0        | 0        |
| 10/12              | Pit-W | 1         | 0        | 0        | 0        | 0        | 0.0        | 0.0        | 0        | 0        | -        | 0        | 0        | 0        | 0        |
| 10/19 at           | Jax-L | 1         | 0        | 0        | 0        | 0        | 0.0        | 0.0        | 0        | 0        | -        | 0        | 0        | 0        | 0        |
| 10/26              | Oak-W | 1         | 0        | 0        | 0        | 0        | 0.0        | 0.0        | 0        | 0        | -        | 0        | 0        | 0        | 0        |
| 11/02              | TB-W  | 1         | 0        | 0        | 0        | 0        | 0.0        | 0.0        | 0        | 0        | -        | 0        | 0        | 0        | 0        |
| 11/06 at           | Cin-W | 1         | 0        | 0        | 0        | 0        | 0.0        | 0.0        | 0        | 0        | -        | 0        | 0        | 0        | 0        |
| 11/16              | Hou-L | 1         | 0        | 0        | 0        | 0        | 0.0        | 0.0        | 0        | 0        | -        | 0        | 0        | 0        | 0        |
| 11/23 at           | Atl-W | 1         | 0        | 0        | 0        | 0        | 0.0        | 0.0        | 0        | 0        | -        | 0        | 0        | 0        | 0        |
| 11/30 at           | Buf-L | 1         | 0        | 0        | 0        | 0        | 0.0        | 0.0        | 0        | 0        | -        | 0        | 0        | 0        | 0        |
| 12/07              | Ind-L | 1         | 0        | 0        | 0        | 0        | 0.0        | 0.0        | 0        | 0        | -        | 0        | 0        | 0        | 0        |
| 12/14              | Cin-L | 1         | 0        | 0        | 0        | 0        | 0.0        | 0.0        | 0        | 0        | -        | 0        | 0        | 0        | 0        |
| 12/21 at           | Car-L | 1         | 0        | 0        | 0        | 0        | 0.0        | 0.0        | 0        | 0        | -        | 0        | 0        | 0        | 0        |
| 12/28 at           | Bal-L | 1         | 0        | 0        | 0        | 0        | 0.0        | 0.0        | 0        | 0        | -        | 0        | 0        | 0        | 0        |
| <b>2014 TOTALS</b> |       | <b>16</b> | <b>0</b> | <b>0</b> | <b>0</b> | <b>0</b> | <b>0.0</b> | <b>0.0</b> | <b>0</b> | <b>0</b> | <b>-</b> | <b>0</b> | <b>0</b> | <b>0</b> | <b>0</b> |

## 2013, CLEVELAND

| Date               | Opp   | GP        | GS       | Tot       | So        | As       | Sk                         | Yd         | Int      | Yd       | Lg       | TD       | PD       | FF       | FR       |
|--------------------|-------|-----------|----------|-----------|-----------|----------|----------------------------|------------|----------|----------|----------|----------|----------|----------|----------|
| 09/08              | Mia-L | 1         | 0        | 0         | 0         | 0        | 0.0                        | 0.0        | 0        | 0        | -        | 0        | 0        | 0        | 0        |
| 09/15 at           | Bal-L | 1         | 0        | 0         | 0         | 0        | 0.0                        | 0.0        | 0        | 0        | -        | 0        | 0        | 0        | 0        |
| 09/22 at           | Min-W | 1         | 0        | 0         | 0         | 0        | 0.0                        | 0.0        | 0        | 0        | -        | 0        | 0        | 0        | 0        |
| 09/29              | Cin-W | 1         | 0        | 0         | 0         | 0        | 0.0                        | 0.0        | 0        | 0        | -        | 0        | 0        | 0        | 0        |
| 10/03              | Buf-W | 1         | 0        | 0         | 0         | 0        | 0.0                        | 0.0        | 0        | 0        | -        | 0        | 0        | 0        | 0        |
| 10/13              | Det-L | 1         | 0        | 0         | 0         | 0        | 0.0                        | 0.0        | 0        | 0        | -        | 0        | 0        | 0        | 0        |
| 10/20 at           | GB-L  | 1         | 0        | 0         | 0         | 0        | 0.0                        | 0.0        | 0        | 0        | -        | 0        | 0        | 0        | 0        |
| 10/27 at           | KC-L  | 1         | 0        | 0         | 0         | 0        | 0.0                        | 0.0        | 0        | 0        | -        | 0        | 0        | 0        | 0        |
| 11/03              | Bal-W | 1         | 0        | 0         | 0         | 0        | 0.0                        | 0.0        | 0        | 0        | -        | 0        | 0        | 0        | 0        |
| 11/17 at           | Cin-L | 1         | 7        | 6         | 1         | 0        | 0.0                        | 0.0        | 0        | 0        | -        | 0        | 0        | 0        | 0        |
| 11/24              | Pit-L | 1         | LB       | 4         | 4         | 0        | 0.0                        | 0.0        | 0        | 0        | -        | 0        | 0        | 0        | 0        |
| 12/01              | Jax-L |           |          |           |           |          | ***inactive -- shoulder*** |            |          |          |          |          |          |          |          |
| 12/08 at           | NE-L  | 1         | 0        | 0         | 0         | 0        | 0.0                        | 0.0        | 0        | 0        | -        | 0        | 0        | 0        | 0        |
| 12/15              | Chi-L | 1         | 0        | 0         | 0         | 0        | 0.0                        | 0.0        | 0        | 0        | -        | 0        | 0        | 0        | 0        |
| 12/22 at           | NYJ-L | 1         | 0        | 0         | 0         | 0        | 0.0                        | 0.0        | 0        | 0        | -        | 0        | 0        | 0        | 0        |
| 12/29 at           | Pit-L | 1         | 0        | 0         | 0         | 0        | 0.0                        | 0.0        | 0        | 0        | -        | 0        | 0        | 0        | 0        |
| <b>2013 TOTALS</b> |       | <b>15</b> | <b>1</b> | <b>11</b> | <b>10</b> | <b>1</b> | <b>0.0</b>                 | <b>0.0</b> | <b>0</b> | <b>0</b> | <b>-</b> | <b>0</b> | <b>0</b> | <b>0</b> | <b>0</b> |

## 2012, CLEVELAND

| Date               | Opp   | GP        | GS       | Tot      | So       | As       | Sk             | Yd         | Int      | Yd       | Lg       | TD       | PD       | FF       | FR       |
|--------------------|-------|-----------|----------|----------|----------|----------|----------------|------------|----------|----------|----------|----------|----------|----------|----------|
| 09/09              | Phi-L | 1         | 0        | 0        | 0        | 0        | 0.0            | 0.0        | 0        | 0        | -        | 0        | 0        | 0        | 0        |
| 09/16 at           | Cin-L |           |          |          |          |          | ***inactive*** |            |          |          |          |          |          |          |          |
| 09/23              | Buf-L | 1         | 0        | 0        | 0        | 0        | 0.0            | 0.0        | 0        | 0        | -        | 0        | 0        | 0        | 0        |
| 09/27 at           | Bal-L | 1         | 0        | 0        | 0        | 0        | 0.0            | 0.0        | 0        | 0        | -        | 0        | 0        | 0        | 0        |
| 10/07 at           | NYG-L | 1         | 0        | 0        | 0        | 0        | 0.0            | 0.0        | 0        | 0        | -        | 0        | 0        | 0        | 0        |
| 10/14              | Cin-W | 1         | 0        | 0        | 0        | 0        | 0.0            | 0.0        | 0        | 0        | -        | 0        | 0        | 0        | 0        |
| 10/21 at           | Ind-L | 1         | 0        | 0        | 0        | 0        | 0.0            | 0.0        | 0        | 0        | -        | 0        | 0        | 0        | 0        |
| 10/28              | SD-W  | 1         | 0        | 0        | 0        | 0        | 0.0            | 0.0        | 0        | 0        | -        | 0        | 0        | 0        | 0        |
| 11/04              | Bal-L | 1         | 0        | 0        | 0        | 0        | 0.0            | 0.0        | 0        | 0        | -        | 0        | 0        | 0        | 0        |
| 11/18 at           | Dal-L | 1         | 0        | 0        | 0        | 0        | 0.0            | 0.0        | 0        | 0        | -        | 0        | 0        | 0        | 0        |
| 11/25              | Pit-W | 1         | 0        | 0        | 0        | 0        | 0.0            | 0.0        | 0        | 0        | -        | 0        | 0        | 0        | 0        |
| 12/02 at           | Oak-W | 1         | 0        | 0        | 0        | 0        | 0.0            | 0.0        | 0        | 0        | -        | 0        | 0        | 0        | 0        |
| 12/09              | KC-W  | 1         | 0        | 0        | 0        | 0        | 0.0            | 0.0        | 0        | 0        | -        | 0        | 0        | 0        | 0        |
| 12/16              | Was-L | 1         | 0        | 0        | 0        | 0        | 0.0            | 0.0        | 0        | 0        | -        | 0        | 0        | 0        | 0        |
| 12/23 at           | Den-L | 1         | 0        | 0        | 0        | 0        | 0.0            | 0.0        | 0        | 0        | -        | 0        | 0        | 0        | 0        |
| 12/30 at           | Pit-L | 1         | LB       | 1        | 0        | 1        | 0.0            | 0.0        | 0        | 0        | -        | 0        | 1        | 0        | 0        |
| <b>2012 TOTALS</b> |       | <b>15</b> | <b>1</b> | <b>1</b> | <b>0</b> | <b>1</b> | <b>0.0</b>     | <b>0.0</b> | <b>0</b> | <b>0</b> | <b>-</b> | <b>0</b> | <b>1</b> | <b>0</b> | <b>0</b> |





## VETERANS

# TRAVIS COONS

**POSITION** ▶ KICKER  
**SCHOOL** ▶ WASHINGTON

# 6



**HT:** 6-1 // **WT:** 200 // **BORN:** 2/6/92 // **ACQUIRED:** FA - '15 // **NFL EXPERIENCE:** SECOND YEAR

Originally signed by the Tennessee Titans as an undrafted free agent on May 12, 2014...Waived by the Titans on Sept. 1, 2014...Signed by the Cleveland Browns on Dec. 30, 2014.

### SEASONAL REVIEWS:

**2015:** Converted 28 of 32 FGs (87.5 pct.) and 22 of 24 PATs (91.7)...Set an NFL record with 18 consecutive FGs to begin his career...Became the first Browns K to make 18 consecutive FGs to open season since 2012 (Phil Dawson, 23 to open season)...[10/4] at SD: Perfect on four field goals (36, 28, 33, 40)...[10/11] at Bal.: In 33-30 OT win, perfect on four FGs (43, 43, 37, 32), including game-winning 32-yarder in overtime...[10/18] vs. Den.: Kicked 26-yard FG with 1:30 to play in regulation to help force overtime...[1/3/16] vs. Pit.: Perfect on four FGs (29, 39, 33, 29), tying career best.

**2014:** Spent training camp with the Titans.

**College:** Played in 26 games in two years at Washington...Named second-team All-Pac-12 as a punter and honorable mention All-PAC-12 as a kicker in his final year...Connected on 24 of 30 career field goal attempts (80.0 percent)...Also averaged 40.1 yards on 116 punts...Spent two years at Mt. San Antonio College and helped the Mounties to a 10-2 overall record, the Southern California championship and a trip to the California state title game...Majored in American ethics studies.

### AT A GLANCE

- ▶ Made 18 consecutive FGs to begin his career, marking the longest streak in NFL history to begin a career.
- ▶ After two penalties, converted a 48-yard extra point, which is believed to be the longest in NFL history.
- ▶ Enjoys extreme sports in his free time such as surfing, snowboarding and motocross.

**Personal:** Given name is Travis Charles Coons...Native of Alta Loma, Calif...Grew up working for his father's construction company...**High School:** Attended Alta Loma (Calif.) High School...Also played soccer...**Hobbies/Interests:** Enjoys going to the lake, where he can wakeboard and tube...Also enjoys surfing, snowboarding and motocross in his spare time...Favorite movie is Ace Ventura: Pet Detective and favorite TV show is Breaking Bad...Lists Killswitch Engage as his favorite band and Mac Miller as his favorite musician.

## TRAVIS COONS ▶ CAREER STATS

| Year | Team      | FIELD GOALS |    |     |      | Lg | Blk | EXTRA POINTS |     |      | SCORING |        |
|------|-----------|-------------|----|-----|------|----|-----|--------------|-----|------|---------|--------|
|      |           | GP          | FG | FGA | Pct  |    |     | XP           | XPA | Pct  | Blk     | Points |
| 2015 | Cleveland | 16          | 28 | 32  | 87.5 | 47 | 4   | 22           | 24  | 91.7 | 0       | 106    |

### FIELD GOALS

| Year | Team      | 1-19 |     | 20-29 |       | 30-39 |       | 40-49 |      | 50+ |     |
|------|-----------|------|-----|-------|-------|-------|-------|-------|------|-----|-----|
|      |           | Pct  | FGA | Pct   | FGA   | Pct   | FGA   | Pct   | FGA  | Pct | FGA |
| 2015 | Cleveland | 0/0  | -   | 11/11 | 100.0 | 10/10 | 100.0 | 7/9   | 77.8 | 0/2 | 0.0 |

**ADDITIONAL STATISTICS:** 4 blocked FGs (vs. Bal., 11/30/15; vs. Cin., 12/6/15; vs. SF, 12/13/15; at KC, 12/27/15)  
**SINGLE-GAME HIGHS & CAREER MILESTONES:** **Field Goals Made** – 4, three times: last: vs. Pit., 1/3/16. **Field Goal Attempts** – 4, three times: last: vs. Pit., 1/3/16. **Longest Field Goal** – 47, vs. Cin., 12/6/15. **Longest Field Goal Attempt** – 51, twice: vs. Bal., 11/30/15; at KC, 12/27/15. **PAT Made** – 4, vs. Ten., 9/20/15. **PAT Attempted** – 4, vs. Ten., 9/20/15. **Points** – 13, twice: at SD, 10/4/15; at Bal., 10/11/15. **Consecutive FG Made** – 18, (Week 1-11, 2015). **Kickoff Touchbacks** – 5, vs. Ten., 9/20/15. **Special Teams Tackles** - None.

### GAME-WINNING FGs (1):

34-yard FG in OT (6:43), 33-30 OT victory, at Baltimore, 10/11/15


## TRAVIS COONS ▶ KICK BY KICK STATS

**2015:** (26) () (24, 41) (36, 28, 33, 40) (43, 43, 37, 32) (26) (25, 44) () (27) (23) (31, 21, 51B) (47, 47B) (42B, 26) (34, 37) (45, 51B, 36) (29, 39, 33, 29)



VETERANS

# XAVIER COOPER



**POSITION** ▶ DEFENSIVE LINE  
**SCHOOL** ▶ WASHINGTON STATE

# 96

**HT:** 6-4 // **WT:** 300 // **BORN:** 11/30/91 // **ACQUIRED:** D3B - '15 // **NFL EXPERIENCE:** SECOND YEAR

Originally drafted by the Cleveland Browns in the third round (96th overall) of the 2015 NFL Draft.

### SEASONAL REVIEWS:

**2015:** Played in 14 games, collecting 19 tackles and 1.5 sacks...(9/27) vs. Oak.: Registered one tackle in NFL debut...(10/4) at SD: Recorded first career sack, dropping Philip Rivers for a 4-yard loss.

**College:** Started 34 of his 36 games played at Washington State...Totaled 121 career tackles, 31.5 tackles for loss, 13 sacks, three forced fumbles and two fumble recoveries... Started all 12 games as a senior, finishing with 37 tackles, a team-high 9.5 tackles for loss and five sacks...Started all 13 games as a junior with 50 tackles and a team-high five sacks...Added 13.5 tackles for loss, two fumble recoveries and two forced fumbles...Returned one fumble for a TD... Played in 11 games, starting nine as a sophomore, earning All-Pac-12 honorable mention with 34 tackles, including three sacks...Majored in criminal justice at Washington State...Completed coursework at Washington State this offseason to earn his degree.

**Personal:** Given name Xavier Gregory Louis Cooper...First name pronounced EX-zave-yer...Native of Tacoma, Wash... Nicknamed 'X'...Father, Louis, played defensive line at Nebraska and spent time with the Baltimore Colts and Houston Oilers...**High School:** Attended Woodrow Wilson High School in Tacoma, Wash...Totaled 85 tackles and 11 sacks as a senior defensive end in 2010...Earned all-league and

### AT A GLANCE

- ▶ **First name pronounced EX-zave-yer.**
- ▶ **Completed coursework at Washington State this offseason to earn his degree.**
- ▶ **Named Washington State's Defensive Lineman of the Year in 2014.**
- ▶ **Father, Louis, played defensive line at Nebraska and spent time with the Baltimore Colts and Houston Oilers.**

all-city first-team honors...Also saw action at tight end... Also earned three letters in basketball...**Community Involvement:** Highly engaged in Browns visits to Cleveland-area schools and is interested in becoming a principal after his NFL career...Also participated in Cleveland-area youth football camps and military appreciation initiatives...**Hobbies/Interests:** Enjoys cooking, citing chicken stir fry as his specialty dish...Favorite movie is Cornbread and favorite TV show is Martin...Lists R&B and hip-hop as his favorite types of music and Scarface and Jadakiss as his favorite artists.

### ANNUAL CLEVELAND BROWNS BLOOD DRIVE

Each year during training camp, the Browns support the Northeast Ohio community through First and Ten by hosting the Annual Cleveland Browns Blood Drive at multiple sites across northern Ohio to benefit the American Red Cross. Browns alumni are also on site at select locations, where fans also have the chance to win Browns memorabilia and preseason tickets. It also continues to be among the largest blood drives that aids Northeast Ohio. #give10

STAFF

PLAYERS

2015 SEASON

HISTORY

RECORDS

GAME DAY



# COOPER continued...

## XAVIER COOPER ► GAME-BY-GAME STATS

### 2015, CLEVELAND

| Date               | Opp      | GP        | GS       | Tot       | So        | As       | Sk         | Yd         | Int      | Yd       | Lg       | TD       | PD       | FF       | FR       |
|--------------------|----------|-----------|----------|-----------|-----------|----------|------------|------------|----------|----------|----------|----------|----------|----------|----------|
| 09/13              | at NYJ-L |           |          |           |           |          |            |            |          |          |          |          |          |          |          |
| 09/20              | Ten-W    |           |          |           |           |          |            |            |          |          |          |          |          |          |          |
| 09/27              | Oak-L    | 1         |          | 1         | 1         | 0        | 0.0        | 0.0        | 0        | 0        | -        | 0        | 0        | 0        | 0        |
| 10/04              | at SD-L  | 1         |          | 2         | 2         | 0        | 1.0        | 4.0        | 0        | 0        | -        | 0        | 0        | 0        | 0        |
| 10/11              | at Bal-W | 1         |          | 0         | 0         | 0        | 0.0        | 0.0        | 0        | 0        | -        | 0        | 0        | 0        | 0        |
| 10/18              | Den-L    | 1         |          | 2         | 1         | 1        | 0.0        | 0.0        | 0        | 0        | -        | 0        | 0        | 0        | 0        |
| 10/25              | at StL-L | 1         |          | 2         | 0         | 2        | 0.0        | 0.0        | 0        | 0        | -        | 0        | 0        | 0        | 0        |
| 11/01              | Ari-L    | 1         |          | 1         | 0         | 1        | 0.0        | 0.0        | 0        | 0        | -        | 0        | 0        | 0        | 0        |
| 11/05              | at Cin-L | 1         |          | 0         | 0         | 0        | 0.0        | 0.0        | 0        | 0        | -        | 0        | 0        | 0        | 0        |
| 11/15              | at Pit-L | 1         |          | 1         | 1         | 0        | 0.0        | 0.0        | 0        | 0        | -        | 0        | 0        | 0        | 0        |
| 11/30              | Bal-L    | 1         |          | 0         | 0         | 0        | 0.0        | 0.0        | 0        | 0        | -        | 0        | 0        | 0        | 0        |
| 12/06              | Cin-L    | 1         |          | 2         | 2         | 0        | 0.0        | 0.0        | 0        | 0        | -        | 0        | 0        | 0        | 0        |
| 12/13              | SF-W     | 1         |          | 3         | 2         | 1        | 0.5        | 3.5        | 0        | 0        | -        | 0        | 0        | 0        | 0        |
| 12/20              | at Sea-L | 1         |          | 4         | 1         | 3        | 0.0        | 0.0        | 0        | 0        | -        | 0        | 0        | 0        | 0        |
| 12/27              | at KC-L  | 1         |          | 1         | 1         | 0        | 0.0        | 0.0        | 0        | 0        | -        | 0        | 0        | 0        | 0        |
| 01/03              | Pit-L    | 1         |          | 0         | 0         | 0        | 0.0        | 0.0        | 0        | 0        | -        | 0        | 0        | 0        | 0        |
| <b>2015 TOTALS</b> |          | <b>14</b> | <b>0</b> | <b>19</b> | <b>11</b> | <b>8</b> | <b>1.5</b> | <b>7.5</b> | <b>0</b> | <b>0</b> | <b>-</b> | <b>0</b> | <b>0</b> | <b>0</b> | <b>0</b> |

**ADDITIONAL STATISTICS:** Multiple-sack games – None. **Career sacks** – Philip Rivers (1.0), Blaine Gabbert (0.5). **SINGLE-GAME HIGHS & CAREER MILESTONES:** **TACKLES:** Total – 4, at Sea., 12/20/15. **Solo** – 2, three times, last vs. SF., 12/13/15. **SACKS:** 1.0, at SD., 10/4/15. **FUMBLES:** **Forced** – None. **Recovered** – None. **PASSES DEFENSED:** None. **NFL debut:** vs. SD, 9/27/15. **First NFL start:** None. **First NFL sack:** at SD., 10/4/15 (P.Rivers).

## JONES SCORES SIX

Browns HB/WR Dub Jones found the end zone a historic six times on Nov. 25, 1951 against the Chicago Bears, setting a franchise record for TDs in a single-game and tying the all-time NFL mark.

Jones scored twice in the second quarter, the first on a 2-yard run and the second on a 34-yard pass from QB Otto Graham. Jones came out in the third quarter and put two rushing scores on the board from 12 and 27 yards.

He continued to find holes in the Bear' defense in the fourth quarter as he ran for a 43-yard TD and his fourth rushing score of the day. Jones tied Ernie Nevers' all-time record set in 1929 when he connected with Graham on a 43-yard completion.

Jones totaled 116 yards rushing on nine attempts and 80 yards receiving on three catches.





## VETERANS

# ISAIAH CROWELL

**POSITION** ▶ RUNNING BACK  
**SCHOOL** ▶ ALABAMA STATE

# 34



**HT:** 5-11 // **WT:** 225 // **BORN:** 1/8/93 // **ACQUIRED:** FA - '14 // **NFL EXPERIENCE:** THIRD YEAR

Originally signed by Cleveland as an undrafted free agent on May 12, 2014.

### SEASONAL REVIEWS:

**2015:** Led the Browns in rushing with 707 yards on 185 carries with four TDs...Added 19 receptions for 182 yards with one TD...[10/4] at SD: Rushed for 63 yards and totaled career-high 62 receiving yards...Became first Brown with 60+ rushing yards and 60+ receiving yards in same game since 2010 [Peyton Hillis]...[12/13] vs. SF: In 24-10 victory, earned first career 100-yard rushing game with 145 yards on career-high 20 carries and two TDs...Marked the most rushing yards by Browns since 2010 (184 by Peyton Hillis)...Recorded two 50-yard runs (50, 54 yards)...His career-long 54-yard carry in fourth quarter was longest by a Brown since Reggie Hodges in 2010.

**2014:** Tied for eighth in NFL and finished second among rookies with eight rushing TDs...Eight rushing scores ranked third all-time among all Browns rookies...Ranked fifth among rookies in rushing yards with 607...One of five undrafted rookies to earn a spot on the Browns' opening day active roster...Along with Terrance West (673), helped the Browns become the first NFL team to have two rookie running backs rush for more than 600 yards since 1967...[9/7] at Pit.: In NFL debut, carried five times for 32 yards with two TDs...Scored 3-yard TD on first NFL rushing attempt...Joined Ron Johnson (1969) as only Browns rookies to rush for multiple TDs during season opener...[11/6] at Cin.: In 24-3 primetime win, rushed for 41 yards with one TD...One of three Cleveland RBs with rushing TD, marking first time Browns had three RBs rush for TD in same game since 1994.

**College:** Played freshman season at Georgia before transferring and finishing at Alabama State...Finished fifth in ASU history in points scored (160) and sixth in rushing yards (1,963) after two seasons...Led the SWAC's top rushing attack in 2013 and ranked second in the conference with 1,121 rushing yards and 15 TDs...Named the Southwestern Athletic Conference Newcomer of the Year his sophomore year, after rushing for 842 yards and 15

### AT A GLANCE

- ▶ Last name is pronounced crow-EL.
- ▶ In 2015, spoke with kids at his Georgia elementary, middle and high schools about how valuable second chances can be.
- ▶ Named the SEC Freshman of the Year by the Associated Press in 2011 after leading Georgia in rushing.
- ▶ Cousin and former Georgia teammate, Jarvis Jones, currently plays outside linebacker for the Pittsburgh Steelers.
- ▶ Finished second among all NFL rookies with seven rushing touchdowns in 2014.

TDs...Led Georgia with 850 rushing yards and five TDs, becoming the SEC Freshman of the Year by the Associated Press in 2011.

**Personal:** Given name is Isaiah Hassan Crowell...Last name is pronounced crow-EL...Nicknamed The Crow...Born in Columbus, Ga...Cousin and former Georgia teammate, Jarvis Jones, currently plays outside linebacker for the Pittsburgh Steelers...Has a son, Jaedyn...**High School:** Graduated from Carver High School in Columbus, Ga., where he also ran track and played basketball...**Community Involvement:** Spoke with kids at his Georgia elementary, middle and high schools about how valuable second chances can be...Participated in Browns youth football camps and visited schools...**Hobbies/Interests:** Lists Life as his favorite movie and Forensic Files and Criminal Minds as his favorite TV shows...Names Lil' Boosie and Kanye West as his favorite musicians.

STAFF

PLAYERS

2015 SEASON

HISTORY

RECORDS

GAME DAY



# VETERANS

## CROWELL continued...

### ISAIAH CROWELL ▶ CAREER STATS

| Year                   | Team      | RUSHING |    |     |       |     |    | RECEIVING |    |     |     |    |    |
|------------------------|-----------|---------|----|-----|-------|-----|----|-----------|----|-----|-----|----|----|
|                        |           | GP      | GS | Att | Yds   | Avg | Lg | TD        | No | Yds | Avg | Lg | TD |
| 2014                   | Cleveland | 16      | 4  | 148 | 607   | 4.1 | 35 | 8         | 9  | 87  | 9.7 | 19 | 0  |
| 2015                   | Cleveland | 16      | 9  | 185 | 706   | 3.8 | 54 | 4         | 19 | 182 | 9.6 | 53 | 1  |
| NFL totals (two years) |           | 32      | 13 | 333 | 1,313 | 3.9 | 54 | 12        | 28 | 269 | 9.6 | 53 | 1  |

**ADDITIONAL STATISTICS:** 100-yard rushing games: 1 (145, vs. SF, 12/13/15). 100 scrimmage yard games: 2 (125: 63 rush, 62 rec., at SD, 10/4/15; 154: 145 rush, 9 rec., vs. SF, 12/13/15). **FUMBLES:** 3 (2 lost) in 2014, NFL totals: 3 (2 lost).

**Special-teams tackles:** 1 in 2015.

**SINGLE-GAME HIGHS & CAREER MILESTONES:** **RUSHING:** Attempts – 20, vs. SF, 12/13/15. Yards – 145, vs. SF, 12/13/15. TDs – 2, three times; last: vs. SF, 12/13/15. Long – 54, vs. SF, 12/13/15. **RECEIVING:** Receptions – 3, twice; at SD, 10/4/15; at Cin., 11/5/15. Yards – 62, at SD, 10/4/15. TDs – 1, at Bal., 10/11/15 (22 yards, J.McCown). Long – 53, at SD, 10/4/15. **NFL debut:** at Pit., 9/7/14. **First NFL rushing attempts:** 5, at Pit., 9/7/14. **First NFL rushing TD:** 2, at Pit., 9/7/14. **Last NFL rushing TD:** at KC, 12/27/15 (10 yards). **First NFL reception:** vs. NO, 9/14/14 (3 yards, B. Hoyer).

### ISAIAH CROWELL ▶ GAME-BY-GAME STATS

#### 2015, CLEVELAND

| Date               | Opp      | RUSHING   |          |            |            |            |           |          |           | RECEIVING  |             |           |          |  |
|--------------------|----------|-----------|----------|------------|------------|------------|-----------|----------|-----------|------------|-------------|-----------|----------|--|
|                    |          | GP        | GS       | No         | Yds        | Avg        | Lg        | TD       | No        | Yds        | Avg         | Lg        | TD       |  |
| 09/13              | at NYJ-L | 1         |          | 12         | 20         | 1.7        | 8         | 0        | 2         | 13         | 6.5         | 8         | 0        |  |
| 09/20              | Ten-W    | 1         | RB       | 15         | 72         | 4.8        | 15        | 1        | 0         | 0          | -           | -         | 0        |  |
| 09/27              | Oak-L    | 1         | RB       | 10         | 36         | 3.6        | 17        | 0        | 0         | 0          | -           | -         | 0        |  |
| 10/04              | at SD-L  | 1         |          | 12         | 63         | 5.3        | 32        | 0        | 3         | 62         | 20.7        | 53        | 0        |  |
| 10/11              | at Bal-W | 1         |          | 13         | 49         | 3.8        | 18        | 0        | 2         | 38         | 19.0        | 22T       | 1        |  |
| 10/18              | Den-L    | 1         | RB       | 11         | 32         | 2.9        | 12        | 0        | 2         | 9          | 4.5         | 11        | 0        |  |
| 10/25              | at StL-L | 1         | RB       | 8          | 9          | 1.1        | 8         | 0        | 0         | 0          | -           | -         | 0        |  |
| 11/01              | Ari-L    | 1         | RB       | 10         | 14         | 1.4        | 8         | 0        | 1         | 12         | 12.0        | 12        | 0        |  |
| 11/05              | at Cin-L | 1         | RB       | 10         | 38         | 3.8        | 13        | 0        | 3         | 26         | 8.7         | 15        | 0        |  |
| 11/15              | at Pit-L | 1         | RB       | 6          | -5         | -0.8       | 4         | 0        | 1         | 4          | 4.0         | 4         | 0        |  |
| 11/30              | Bal-L    | 1         |          | 7          | 7          | 1.0        | 4         | 0        | 0         | 0          | -           | -         | 0        |  |
| 12/06              | Cin-L    | 1         | RB       | 11         | 62         | 5.6        | 23        | 0        | 1         | 2          | 2.0         | 2         | 0        |  |
| 12/13              | SF-W     | 1         |          | 20         | 145        | 7.3        | 54        | 2        | 1         | 9          | 9.0         | 9         | 0        |  |
| 12/20              | at Sea-L | 1         |          | 9          | 23         | 2.6        | 6         | 0        | 3         | 7          | 2.3         | 6         | 0        |  |
| 12/27              | at KC-L  | 1         |          | 16         | 88         | 5.5        | 28        | 1        | 0         | 0          | -           | -         | 0        |  |
| 01/03              | Pit-L    | 1         | RB       | 15         | 53         | 3.5        | 15        | 0        | 0         | 0          | -           | -         | 0        |  |
| <b>2015 TOTALS</b> |          | <b>16</b> | <b>9</b> | <b>185</b> | <b>706</b> | <b>3.8</b> | <b>54</b> | <b>4</b> | <b>19</b> | <b>182</b> | <b>10.7</b> | <b>53</b> | <b>1</b> |  |

#### 2014, CLEVELAND

| Date               | Opp      | RUSHING   |          |            |            |            |           |          |          | RECEIVING |            |           |          |  |
|--------------------|----------|-----------|----------|------------|------------|------------|-----------|----------|----------|-----------|------------|-----------|----------|--|
|                    |          | GP        | GS       | No         | Yds        | Avg        | Lg        | TD       | No       | Yds       | Avg        | Lg        | TD       |  |
| 09/07              | at Pit-L | 1         |          | 5          | 32         | 6.4        | 16        | 2        | 0        | 0         | -          | -         | 0        |  |
| 09/14              | NO-W     | 1         |          | 11         | 54         | 4.9        | 17        | 0        | 1        | 3         | 3.0        | 3         | 0        |  |
| 09/21              | Bal-L    | 1         |          | 11         | 55         | 5.0        | 22        | 1        | 0        | 0         | -          | -         | 0        |  |
| 10/05              | at Ten-W | 1         |          | 6          | 19         | 3.2        | 11        | 0        | 0        | 0         | -          | -         | 0        |  |
| 10/12              | Pit-W    | 1         |          | 11         | 77         | 7.0        | 24        | 1        | 0        | 0         | -          | -         | 0        |  |
| 10/19              | at Jax-L | 1         |          | 7          | 18         | 2.6        | 11        | 0        | 1        | 5         | 5.0        | 5         | 0        |  |
| 10/26              | Oak-W    | 1         |          | 1          | 1          | 1.0        | 1         | 0        | 1        | 8         | 8.0        | 8         | 0        |  |
| 11/02              | TB-W     | 1         |          | 0          | 0          | -          | -         | 0        | 0        | 0         | -          | -         | 0        |  |
| 11/06              | at Cin-W | 1         |          | 12         | 41         | 3.4        | 6         | 1        | 0        | 0         | -          | -         | 0        |  |
| 11/16              | Hou-L    | 1         | RB       | 14         | 61         | 4.4        | 35        | 0        | 2        | 30        | 15.0       | 19        | 0        |  |
| 11/23              | at Atl-W | 1         | RB       | 12         | 88         | 7.3        | 26T       | 2        | 0        | 0         | -          | -         | 0        |  |
| 11/30              | at Buf-L | 1         | RB       | 17         | 29         | 1.7        | 11        | 0        | 1        | 15        | 15.0       | 15        | 0        |  |
| 12/07              | Ind-L    | 1         |          | 14         | 54         | 3.9        | 13        | 1        | 0        | 0         | -          | -         | 0        |  |
| 12/14              | Cin-L    | 1         |          | 7          | 17         | 2.4        | 9         | 0        | 2        | 10        | 5.0        | 6         | 0        |  |
| 12/21              | at Car-L | 1         | RB       | 16         | 55         | 3.4        | 26        | 0        | 0        | 0         | -          | -         | 0        |  |
| 12/28              | at Bal-L | 1         |          | 4          | 6          | 1.5        | 2         | 0        | 1        | 16        | 16.0       | 16        | 0        |  |
| <b>2014 TOTALS</b> |          | <b>16</b> | <b>4</b> | <b>148</b> | <b>607</b> | <b>4.1</b> | <b>35</b> | <b>8</b> | <b>9</b> | <b>87</b> | <b>9.7</b> | <b>19</b> | <b>0</b> |  |

STAFF

PLAYERS

2015 SEASON

HISTORY

RECORDS

GAME DAY



## VETERANS

# AUSTIN DAVIS

**POSITION** ▶ QUARTERBACK  
**SCHOOL** ▶ SOUTHERN MISSISSIPPI

# 7



**HT:** 6-2 // **WT:** 221 // **BORN:** 6/2/89 // **ACQUIRED:** FA - '15 // **NFL EXPERIENCE:** FIFTH YEAR

Originally signed by the St. Louis Rams as an undrafted free agent on May, 8 2012...Released by the Rams on Aug. 31, 2013...Signed to the Miami Dolphins' practice squad on Sept. 10, 2013...Released from the Dolphins' practice squad on Sept. 17, 2013...Signed by the Rams on Oct. 23, 2013...Released by the Rams on Sept. 5, 2015...Signed by the Cleveland Browns on Sept. 7, 2015.

### SEASONAL REVIEWS:

**2015:** Played in three games with two starts...Completed 56 of 94 passes for 547 yards with one TD and three INTs... Did not play in seven games and was inactive six games... [11/30] vs. Bal.: In Browns debut, completed 7 of 10 passes for 77 yards with one TD after entering game in fourth quarter following Josh McCown injury...During 71-yard TD drive in fourth quarter, completed all six pass attempts for 71 yards, capped by 42-yard TD to Travis Benjamin that tied game, 28-28...[12/6] vs. Cin.: Started first game with Browns...Completed 25 of 38 passes for 230 yards with no TDs and one INT...[1/3] vs. Pit.: Started at QB, completing 24 of 46 attempts for 240 yards with two INTs...Rushed for 22 yards on three carries.

**2014:** Appeared in 10 games with eight starts...Completed 180 of 284 passes for 2,001 yards with 12 TDs and nine INTs...[9/14] at TB: Made his first career start...Threw for 235 yards on 22 completions...[9/21] vs. Dal.: Threw his first career TD to TE Lance Kendricks for a 1-yard score... Totaled 327 passing yards and three TDs...[10/5] at Phi.: Completed 29 of 49 passes for 375 yards and three TDs.

**2013:** Spent training camp with the Rams before being signed to the Dolphins' practice squad...Signed to Rams' active roster during Week 8...Was active for the final nine games, but did not play.

**2012:** Dressed but did not play Week 1 and was inactive the rest of the season.

**College:** Led Southern Miss to 12 wins and a Conference USA championship as a senior...Set single-season and career school records for touchdowns, passing yards and completion percentages...Passed Brett Favre in nearly every major statistical record in school history...Threw for a school record 3,331 yards in 2011...Named the 2011

### AT A GLANCE

- ▶ **Walk-on at Southern Miss who went on to pass Brett Favre in nearly every major statistical record.**
- ▶ **Named the 2011 Burlsworth Trophy winner and won the Connerly Trophy as the nation's top former walk-on and top player in Mississippi, respectively.**
- ▶ **Active in the Fellowship of Christian Athletes and Habitat for Humanity since college.**
- ▶ **Drafted by the Boston Red Sox in the 2012 MLB Draft.**

Burlsworth Trophy winner and won the Connerly Trophy as the nation's top former walk-on and top player in Mississippi, respectively...Earned All-Conference USA second team honors as a sophomore and junior...Became the school's all-time leader in TD passes during junior season...Became first USM freshman quarterback to lead Golden Eagles to a bowl victory in 2008...Was a C-USA All-Freshman selection...Tossed a school freshman-record 23 touchdowns, passing Favre's mark of 15 in 1987...Earned a degree in business administration.

**Personal:** Given name is Austin Phil Davis...Native of Meridian, Miss...Drafted by the Boston Red Sox in the 2012 MLB Draft in the 31st round...Brother, Bo, played for the San Diego Padres...Cousin, Jason Smith, also played in the MLB...Lists his skills in ping-pong as his special talent...**High School:** Attended West Lauderdale School in Collinsville, MS...As a high school senior, threw for 1,100

STAFF

PLAYERS

2015 SEASON

HISTORY

RECORDS

GAME DAY



# VETERANS

## A. DAVIS continued...

yards passing with 15 TDs and rushed for 600 yards with six TDs...Received all-area honors and participated in the Mississippi/Alabama All-Star game...Also named all-state in baseball...**Community Involvement:** Active in the Fellowship of Christian Athletes and Habitat for Humanity since

college...**Hobbies/Interests:** Enjoys golf, fishing and hunting in his spare time...Favorite type of music is country and favorite musician is James Bay...Cites The Patriot as his favorite movie.

### AUSTIN DAVIS ▶ CAREER STATS

| PASSING                        |           | GP        | GS        | Att        | Cmp        | Pct         | Yds          | Yds/       |           |           | Lg         | Sk        | Yds        |             |
|--------------------------------|-----------|-----------|-----------|------------|------------|-------------|--------------|------------|-----------|-----------|------------|-----------|------------|-------------|
| Year                           | Team      |           |           |            |            |             |              | Att        | TD        | Int       |            |           | Lst        | Rating      |
| 2012                           | St. Louis | 0         | 0         | 0          | 0          | 0           | 0            | 0          | 0         | 0         | 0          | 0         | 0          | 0           |
| 2013                           | St. Louis | 0         | 0         | 0          | 0          | 0           | 0            | 0          | 0         | 0         | 0          | 0         | 0          | 0           |
| 2014                           | St. Louis | 10        | 8         | 284        | 180        | 63.4        | 2,001        | 7.0        | 12        | 9         | 59T        | 29        | 179        | 85.1        |
| 2015                           | Cleveland | 3         | 2         | 94         | 56         | 59.6        | 547          | 6.4        | 1         | 3         | 42T        | 11        | 96         | 66.2        |
| <b>NFL totals (four years)</b> |           | <b>13</b> | <b>10</b> | <b>378</b> | <b>236</b> | <b>62.4</b> | <b>2,548</b> | <b>6.7</b> | <b>13</b> | <b>12</b> | <b>59T</b> | <b>40</b> | <b>275</b> | <b>80.4</b> |

| RUSHING                        |           |           |           |           |           |            |           |          |          | RECEIVING |          |          |          |
|--------------------------------|-----------|-----------|-----------|-----------|-----------|------------|-----------|----------|----------|-----------|----------|----------|----------|
| Year                           | Team      | GP        | GS        | No        | Yds       | Avg        | Lg        | TD       | No       | Yds       | Avg      | Lg       | TD       |
| 2012                           | St. Louis | 0         | 0         | 0         | 0         | 0          | 0         | 0        | 0        | 0         | -        | -        | 0        |
| 2013                           | St. Louis | 0         | 0         | 0         | 0         | 0          | 0         | 0        | 0        | 0         | -        | -        | 0        |
| 2014                           | St. Louis | 10        | 8         | 16        | 36        | 2.3        | 12        | 0        | 0        | 0         | -        | -        | 0        |
| 2015                           | Cleveland | 3         | 2         | 7         | 33        | 4.7        | 17        | 0        | 0        | 0         | -        | -        | 0        |
| <b>NFL totals (four years)</b> |           | <b>13</b> | <b>10</b> | <b>23</b> | <b>69</b> | <b>3.0</b> | <b>17</b> | <b>0</b> | <b>0</b> | <b>0</b>  | <b>-</b> | <b>-</b> | <b>0</b> |

**ADDITIONAL STATISTICS:** Career record as starting QB – 3-6 (.333). **300-yard passing games** – 2 (327, vs. Dal, 9/21/14; 375, at Phi., 10/05/14). **Multiple-TD pass games** – 3 (3, vs. Dal, 9/21/14; 3, at Phi., 10/05/14; 2, vs. Sea, 10/19/14). **FUMBLES:** 5 (3 lost) in 2014; NFL totals: 5 (3 lost). **FUMBLES:** 5 (3 lost) in 2014; 2 (2 lost) in 2015; NFL totals: 7 (5 lost). **SINGLE-GAME HIGHS & CAREER MILESTONES:** **PASSING: Attempts** – 49, at Phi., 10/5/14. **Completions** – 30, vs Dal., 9/21/14. **Completion percentage** – 85.0 (17 of 20), vs Sea., 10/19/14. **Yards** – 375, at Phi., 10/5/14. **TDs** – 3, two times; vs Dal., 9/21/14, at Phi., 10/5/14. **Long** – 59T (J. Cook), at Ari., 11/9/14. **QB Rating** – 132.3, vs Sea., 10/19/14. **Interceptions** – 2, four times, last; vs. Pit., 1/3/16. **RUSHING: Attempts** – 3, four times, last; vs. Pit., 1/3/16. **Yards** – 30, at Phi., 10/5/14. **Long** – 17, vs. Pit., 1/3/16. **TDs** – None. **RECEIVING** – None. **NFL debut:** vs. Min, 9/7/14. **First NFL start:** at TB., 9/14/14. **First NFL touchdown:** vs. Dal., 9/21/14 (L. Kendrick, 1 yard). **Last NFL interception:** vs. Pit., 1/3/16 (W. Gay). **First win:** at TB., 9/14/14. **First rushing TD:** None. **First interception:** vs. Min, 9/7/14 (H. Smith).

### AUSTIN DAVIS ▶ GAME-BY-GAME STATS

#### 2015, CLEVELAND

| Date               | Opp      | PASSING  |          |           |           |            |             |          |          |            |           | RUSHING     |          |           |          |  |
|--------------------|----------|----------|----------|-----------|-----------|------------|-------------|----------|----------|------------|-----------|-------------|----------|-----------|----------|--|
|                    |          | GP       | GP       | Att       | Cmp       | Yds        | Pct         | TD       | INT      | LG         | SK        | Rtg         | Att      | Yds       | TD       |  |
| 09/13              | at NYJ-L |          |          |           |           |            |             |          |          |            |           |             |          |           |          |  |
| 09/20              | Ten-W    |          |          |           |           |            |             |          |          |            |           |             |          |           |          |  |
| 09/27              | Oak-L    |          |          |           |           |            |             |          |          |            |           |             |          |           |          |  |
| 10/04              | at SD-L  |          |          |           |           |            |             |          |          |            |           |             |          |           |          |  |
| 10/11              | at Bal-W |          |          |           |           |            |             |          |          |            |           |             |          |           |          |  |
| 10/18              | Den-L    |          |          |           |           |            |             |          |          |            |           |             |          |           |          |  |
| 10/25              | at StL-L |          |          |           |           |            |             |          |          |            |           |             |          |           |          |  |
| 11/01              | Ari-L    |          |          |           |           |            |             |          |          |            |           |             |          |           |          |  |
| 11/05              | at Cin-L |          |          |           |           |            |             |          |          |            |           |             |          |           |          |  |
| 11/15              | at Pit-L |          |          |           |           |            |             |          |          |            |           |             |          |           |          |  |
| 11/30              | Bal-L    | 1        |          | 10        | 7         | 77         | 70.0        | 1        | 0        | 42T        | 1         | 125.8       | 1        | 7         | 0        |  |
| 12/06              | Cin-L    | 1        | QB       | 38        | 25        | 230        | 65.8        | 0        | 1        | 24         | 3         | 71.2        | 3        | 4         | 0        |  |
| 12/13              | SF-W     |          |          |           |           |            |             |          |          |            |           |             |          |           |          |  |
| 12/20              | at Sea-L |          |          |           |           |            |             |          |          |            |           |             |          |           |          |  |
| 12/27              | at KC-L  |          |          |           |           |            |             |          |          |            |           |             |          |           |          |  |
| 01/03              | Pit-L    | 1        | QB       | 46        | 24        | 240        | 52.2        | 0        | 2        | 42T        | 7         | 49.2        | 3        | 22        | 0        |  |
| <b>2015 TOTALS</b> |          | <b>3</b> | <b>2</b> | <b>94</b> | <b>56</b> | <b>547</b> | <b>59.6</b> | <b>1</b> | <b>3</b> | <b>42T</b> | <b>11</b> | <b>66.2</b> | <b>7</b> | <b>33</b> | <b>0</b> |  |

STAFF

PLAYERS

2015 SEASON

HISTORY

RECORDS

GAME DAY



# VETERANS

## A. DAVIS continued...

### 2014, ST. LOUIS

| Date               | Opp      | GP        | GS       | PASSING    |            |              |             |                    |          |            |           | RUSHING     |           |           |          |
|--------------------|----------|-----------|----------|------------|------------|--------------|-------------|--------------------|----------|------------|-----------|-------------|-----------|-----------|----------|
|                    |          |           |          | Att        | Cmp        | Yds          | Pct         | TD                 | INT      | LG         | SK        | Rtg         | Att       | Yds       | TD       |
| 09/07              | Min-L    | 1         |          | 23         | 16         | 192          | 69.6        | 0                  | 1        | 28         | 4         | 76.7        | 1         | 0         | 0        |
| 09/14              | at TB-W  | 1         | QB       | 29         | 22         | 235          | 75.9        | 0                  | 0        | 27         | 2         | 99.1        | 1         | 0         | 0        |
| 09/21              | Dal-L    | 1         | QB       | 42         | 30         | 327          | 71.4        | 3                  | 2        | 51T        | 0         | 98.0        | 2         | -1        | 0        |
| 10/05              | at Phi-L | 1         | QB       | 49         | 29         | 375          | 59.2        | 3                  | 0        | 43         | 4         | 103.7       | 3         | 30        | 0        |
| 10/13              | SF-L     | 1         | QB       | 42         | 21         | 236          | 50.0        | 1                  | 1        | 39         | 5         | 65.2        | 1         | -1        | 0        |
| 10/19              | Sea-W    | 1         | QB       | 20         | 17         | 155          | 85.0        | 2                  | 0        | 30         | 0         | 132.3       | 2         | -2        | 0        |
| 10/26              | at KC-L  | 1         | QB       | 25         | 15         | 160          | 60.0        | 1                  | 1        | 43         | 7         | 75.4        | 1         | 1         | 0        |
| 11/02              | at SF-W  | 1         | QB       | 24         | 13         | 105          | 54.2        | 1                  | 2        | 21T        | 1         | 44.6        | 2         | 9         | 0        |
| 11/09              | at Ari-L | 1         | QB       | 30         | 17         | 216          | 56.7        | 1                  | 2        | 59T        | 6         | 62.6        | 3         | 0         | 0        |
| 11/16              | Den-W    |           |          |            |            |              |             | ***did not play*** |          |            |           |             |           |           |          |
| 11/23              | at SD-L  |           |          |            |            |              |             | ***did not play*** |          |            |           |             |           |           |          |
| 11/30              | Oak-W    | 1         |          | 0          | 0          | 0            | 0.0         | 0                  | 0        | 0          | 0         | 0.0         | 0         | 0         | 0        |
| 12/07              | at Was-W |           |          |            |            |              |             | ***did not play*** |          |            |           |             |           |           |          |
| 12/11              | Ari-L    |           |          |            |            |              |             | ***did not play*** |          |            |           |             |           |           |          |
| 12/21              | NYG-L    |           |          |            |            |              |             | ***did not play*** |          |            |           |             |           |           |          |
| 12/28              | at Sea-L |           |          |            |            |              |             | ***did not play*** |          |            |           |             |           |           |          |
| <b>2014 Totals</b> |          | <b>10</b> | <b>8</b> | <b>284</b> | <b>180</b> | <b>2,001</b> | <b>63.4</b> | <b>12</b>          | <b>9</b> | <b>59T</b> | <b>29</b> | <b>85.1</b> | <b>16</b> | <b>36</b> | <b>0</b> |

### 2013, ST. LOUIS

| Date               | Opp      | GP       | GS       | PASSING  |          |          |            |                     |          |          |          | RUSHING    |          |          |          |
|--------------------|----------|----------|----------|----------|----------|----------|------------|---------------------|----------|----------|----------|------------|----------|----------|----------|
|                    |          |          |          | Att      | Cmp      | Yds      | Pct        | TD                  | INT      | LG       | SK       | Rtg        | Att      | Yds      | TD       |
| 09/08              | Ari-W    |          |          |          |          |          |            | ***not with team*** |          |          |          |            |          |          |          |
| 09/15              | at Atl-L |          |          |          |          |          |            | ***not with team*** |          |          |          |            |          |          |          |
| 09/22              | at Dal-L |          |          |          |          |          |            | ***not with team*** |          |          |          |            |          |          |          |
| 09/26              | SF-L     |          |          |          |          |          |            | ***not with team*** |          |          |          |            |          |          |          |
| 10/06              | Jax-W    |          |          |          |          |          |            | ***not with team*** |          |          |          |            |          |          |          |
| 10/13              | at Hou-W |          |          |          |          |          |            | ***not with team*** |          |          |          |            |          |          |          |
| 10/20              | at Car-L |          |          |          |          |          |            | ***not with team*** |          |          |          |            |          |          |          |
| 10/28              | Sea-L    |          |          |          |          |          |            | ***did not play***  |          |          |          |            |          |          |          |
| 11/03              | Ten-L    |          |          |          |          |          |            | ***did not play***  |          |          |          |            |          |          |          |
| 11/10              | at Ind-W |          |          |          |          |          |            | ***did not play***  |          |          |          |            |          |          |          |
| 11/24              | Chi-W    |          |          |          |          |          |            | ***did not play***  |          |          |          |            |          |          |          |
| 12/01              | at SF-L  |          |          |          |          |          |            | ***did not play***  |          |          |          |            |          |          |          |
| 12/08              | at Ari-L |          |          |          |          |          |            | ***did not play***  |          |          |          |            |          |          |          |
| 12/15              | NO-W     |          |          |          |          |          |            | ***did not play***  |          |          |          |            |          |          |          |
| 12/22              | TB-W     |          |          |          |          |          |            | ***did not play***  |          |          |          |            |          |          |          |
| 12/29              | at Sea-L |          |          |          |          |          |            | ***did not play***  |          |          |          |            |          |          |          |
| <b>2013 TOTALS</b> |          | <b>0</b> | <b>0</b> | <b>0</b> | <b>0</b> | <b>0</b> | <b>0.0</b> | <b>0</b>            | <b>0</b> | <b>0</b> | <b>0</b> | <b>0.0</b> | <b>0</b> | <b>0</b> | <b>0</b> |

## HATS OFF TO OUR HEROES

Following the tragedy on Sept. 11, 2001, the Cleveland Browns created the Hats Off to Our Heroes program to recognize and salute the accomplishments and services of those from the local community.

The Browns honor and salute each branch of the military as well as every day local heroes during each regular-season home game. These men and women join the team as special guests seated in the Honor Row and are honored at the end of the first quarter.

The Cleveland Browns Hats Off to Our Heroes program was awarded the 2003 Best Single Program Award from the World Sports Humanitarian Hall of Fame.

STAFF

PLAYERS

2015 SEASON

HISTORY

RECORDS

GAME DAY





## VETERANS

# DEMARIO DAVIS

**POSITION** ▶ LINEBACKER  
**SCHOOL** ▶ ARKANSAS STATE

# 56



**HT:** 6-2 // **WT:** 248 // **BORN:** 1/11/89 // **ACQUIRED:** UFA (NYJ) - '16 // **NFL EXPERIENCE:** FIFTH YEAR

Originally drafted by the New York Jets in the third round (77th overall) of the 2012 NFL Draft...Signed by the Cleveland Browns as an unrestricted free agent on March 16, 2016.

### SEASONAL REVIEWS:

**2015:** Started all 16 games...Finished with a team-high 114 tackles, five passes defended, two sacks and a fumble recovery...[9/27] vs. Phi.: Recorded a career-high 15 tackles and one fumble recovery...[10/4] at Mia.: Finished with four tackles and a career-high three passes defended... [11/12] vs. Buf.: Registered nine tackles and his first sack of the season...[12/13] vs. Ten.: Notched four tackles and a 13-yard sack.

**2014:** Started all 16 games...Recorded a career-high 125 tackles, 3.5 sacks, six passes defended and two fumble recoveries...[9/14] at GB: Registered seven tackles and two sacks...Marked his first game with multiple sacks... [9/22] vs. Chi.: Notched 12 tackles and a pass defended... [11/9] vs. Pit.: Totaled 12 tackles and one pass defended... [12/28] vs. NE: Tallied 12 tackles and half a sack...[12/28] at Mia.: Totaled four tackles and one sack.

**2013:** Started all 16 games, ranking second on the team with 120 tackles...[9/22] vs. Buf.: Recorded nine tackles, one pass defended and his first career sack...[10/20] vs. NE: Tallied a season-high 12 tackles...[11/3] vs. NO: Recorded his first career interception to go with four tackles.

**2012:** Played in all 16 games as a rookie...Finished second on the team with 16 special-teams tackles...Recorded 33 tackles and one fumble recovery on the season...[10/14] vs. Ind.: Recovered his first career fumble...Added one tackle...[10/21] at NE: Made his first career NFL start...Totaled seven tackles...[11/22] vs. NE: Registered a season-high eight tackles.

**College:** Played in 48 career games at Arkansas State, starting the final 37 of his career...Amassed 230 career tackles, seven sacks, five forced fumbles, three fumble recoveries, including one he returned 53 yards for a TD... Added seven career passes defended, four interceptions and a 75-yard interception-return TD...Three-time All-Sun Belt Conference selection...Earned his bachelor's degree in communications.

### AT A GLANCE

- ▶ **Involved with the Devoted Dreamers Academy which holds summer camps for children 5th-8th grade, educating them in the areas of math, business and exercise.**
- ▶ **In the process of teaching himself how to play the piano.**
- ▶ **Partnered with Saks Fifth Avenue as part of the "Tastes of the New York Jets" on a fashion show with his teammates to help raise funds for the Food Bank for New York City.**
- ▶ **Cousin to the late QB Steve McNair who played in the NFL from 1995-2007.**

**Personal:** Born in Collins, Miss...Nickname is Double-D... Featured on Saks Fifth Avenue's menswear series Fashion Blitz while he played for the Jets...He and his wife, Tamela, have a daughter, Bailey-Grace, and a son, Roman-Parker, as well as a daughter, Summer-Joy, due in September... Cousin to the late QB Steve McNair who played in the NFL from 1995-2007...**High School:** Attended Brandon High School in Brandon, Miss...Played wide receiver for two seasons before moving to linebacker...Also played basketball and ran track...**Community Involvement:** Involved with the Devoted Dreamers Academy which holds summer camps for children between 5th and 8th grade, educating them in the areas of math, business and exercise...Partnered with Saks Fifth Avenue as part of the "Tastes of the New York Jets" on a fashion show with his teammates to help raise funds for the Food Bank for New York City...**Hobbies/Interests:** In the process of teaching himself how to play piano...Favorite movie is The Lion King and his favorite TV show is Power...Lists hip-hop as his favorite type of music and Trip Lee as his favorite artist.



# D. DAVIS continued...

## DEMARIO DAVIS ▶ CAREER STATS

| Year                        | Team    | TACKLES   |           |            |            |            |            |             | INTERCEPTIONS |          |          |          |           | FUMBLES  |          |     |
|-----------------------------|---------|-----------|-----------|------------|------------|------------|------------|-------------|---------------|----------|----------|----------|-----------|----------|----------|-----|
|                             |         | GP        | GS        | Tot        | Solo       | Asst       | Sk         | Yds         | No            | Yds      | Lg       | TD       | PD        | FF       | FR       | Yds |
| 2012                        | NY Jets | 16        | 3         | 33         | 21         | 12         | 0          | 0.0         | 0             | 0        | -        | 0        | 0         | 0        | 1        | 0   |
| 2013                        | NY Jets | 16        | 16        | 120        | 75         | 45         | 1.0        | 3.0         | 1             | 0        | -        | 0        | 1         | 0        | 0        |     |
| 2014                        | NY Jets | 16        | 16        | 125        | 87         | 38         | 3.5        | 33.0        | 0             | 0        | -        | 0        | 6         | 0        | 2        |     |
| 2015                        | NY Jets | 16        | 16        | 118        | 75         | 43         | 2.0        | 14.0        | 0             | 0        | -        | 0        | 5         | 0        | 1        |     |
| <b>NFL totals (4 years)</b> |         | <b>64</b> | <b>51</b> | <b>396</b> | <b>258</b> | <b>138</b> | <b>6.5</b> | <b>50.0</b> | <b>1</b>      | <b>0</b> | <b>-</b> | <b>0</b> | <b>12</b> | <b>0</b> | <b>4</b> |     |

**ADDITIONAL STATISTICS:** Multiple-sack games – 1 (2.0, at GB, 9/14/14). **Career sacks** – Aaron Rodgers (2), Tyrod Taylor (1), Marcus Mariota (1), Ryan Tannehill (1), EJ Manuel (1), Tom Brady (0.5).

**SINGLE-GAME HIGHS & CAREER MILESTONES:** **TACKLES:** Total – 15, vs. Phi., 9/27/15. **Solo** – 11, vs. Pit., 11/9/14. **SACKS:** 2.0, at GB, 9/14/14. **FUMBLES:** Forced – 0. **Recoveries** – 1, four times; last: vs. Phi., 9/27/15. **INTERCEPTIONS:** 1, vs. NO, 11/3/13. **PASSES DEFENSED:** 3, at Mia., 10/4/15. **NFL debut:** vs. Buf., 9/9/12. **First NFL start:** at NE, 10/21/12. **First NFL sack:** vs. Buf., 9/22/13 (EJ Manuel). **First NFL interception:** vs. NE, 11/3/13 (D. Brees). **First NFL recovered fumble:** vs. Ind., 10/14/12.

## DEMARIO DAVIS ▶ GAME-BY-GAME STATS

### 2015, NEW YORK JETS

| Date               | Opp      | GP        | GS        | Tot        | So        | As        | Sk         | Yd          | Int      | Yd       | Lg       | TD       | PD       | FF       | FR       |
|--------------------|----------|-----------|-----------|------------|-----------|-----------|------------|-------------|----------|----------|----------|----------|----------|----------|----------|
| 9/13               | Cle-W    | 1         | LB        | 4          | 4         | 0         | 0.0        | 0.0         | 0        | 0        | -        | 0        | 0        | 0        | 0        |
| 9/21               | at Ind-W | 1         | LB        | 12         | 9         | 3         | 0.0        | 0.0         | 0        | 0        | -        | 0        | 0        | 0        | 0        |
| 9/27               | Phi-L    | 1         | LB        | 15         | 9         | 6         | 0.0        | 0.0         | 0        | 0        | -        | 0        | 0        | 0        | 1        |
| 10/4               | at Mia-W | 1         | LB        | 4          | 1         | 3         | 0.0        | 0.0         | 0        | 0        | -        | 0        | 3        | 0        | 0        |
| 10/18              | Was-W    | 1         | LB        | 9          | 5         | 4         | 0.0        | 0.0         | 0        | 0        | -        | 0        | 1        | 0        | 0        |
| 10/25              | at NE-L  | 1         | LB        | 7          | 3         | 4         | 0.0        | 0.0         | 0        | 0        | -        | 0        | 0        | 0        | 0        |
| 11/01              | at Oak-L | 1         | LB        | 7          | 5         | 2         | 0.0        | 0.0         | 0        | 0        | -        | 0        | 0        | 0        | 0        |
| 11/08              | Jac-W    | 1         | LB        | 3          | 3         | 0         | 0.0        | 0.0         | 0        | 0        | -        | 0        | 0        | 0        | 0        |
| 11/12              | Buf-L    | 1         | LB        | 9          | 7         | 2         | 1.0        | 1.0         | 0        | 0        | -        | 0        | 0        | 0        | 0        |
| 11/22              | at Hou-L | 1         | LB        | 7          | 3         | 4         | 0.0        | 0.0         | 0        | 0        | -        | 0        | 0        | 0        | 0        |
| 11/29              | Mia-W    | 1         | LB        | 7          | 5         | 2         | 0.0        | 0.0         | 0        | 0        | -        | 0        | 0        | 0        | 0        |
| 12/06              | at NYG-W | 1         | LB        | 7          | 5         | 2         | 0.0        | 0.0         | 0        | 0        | -        | 0        | 0        | 0        | 0        |
| 12/13              | Ten-W    | 1         | LB        | 3          | 2         | 1         | 1.0        | 13.0        | 0        | 0        | -        | 0        | 0        | 0        | 0        |
| 12/19              | at Dal-W | 1         | LB        | 7          | 4         | 3         | 0.0        | 0.0         | 0        | 0        | -        | 0        | 0        | 0        | 0        |
| 12/27              | NE-W     | 1         | LB        | 10         | 6         | 4         | 0.0        | 0.0         | 0        | 0        | -        | 0        | 0        | 0        | 0        |
| 1/03               | at Buf-L | 1         | LB        | 4          | 3         | 1         | 0.0        | 0.0         | 0        | 0        | -        | 0        | 0        | 0        | 0        |
| <b>2015 TOTALS</b> |          | <b>16</b> | <b>16</b> | <b>118</b> | <b>75</b> | <b>43</b> | <b>2.0</b> | <b>14.0</b> | <b>0</b> | <b>0</b> | <b>-</b> | <b>0</b> | <b>5</b> | <b>0</b> | <b>1</b> |

### 2014, NEW YORK JETS

| Date               | Opp      | GP        | GS        | Tot        | So        | As        | Sk         | Yd          | Int      | Yd       | Lg       | TD       | PD       | FF       | FR       |
|--------------------|----------|-----------|-----------|------------|-----------|-----------|------------|-------------|----------|----------|----------|----------|----------|----------|----------|
| 9/07               | Oak-W    | 1         | LB        | 4          | 3         | 1         | 0.0        | 0.0         | 0        | 0        | -        | 0        | 0        | 0        | 0        |
| 9/14               | at GB-L  | 1         | LB        | 7          | 5         | 2         | 2.0        | 22.0        | 0        | 0        | -        | 0        | 0        | 0        | 0        |
| 9/22               | Chi-L    | 1         | LB        | 12         | 8         | 4         | 0.0        | 0.0         | 0        | 0        | -        | 0        | 1        | 0        | 1        |
| 9/28               | Det-L    | 1         | LB        | 9          | 6         | 3         | 0.0        | 0.0         | 0        | 0        | -        | 0        | 0        | 0        | 0        |
| 10/05              | at SD-L  | 1         | LB        | 10         | 4         | 6         | 0.0        | 0.0         | 0        | 0        | -        | 0        | 0        | 0        | 0        |
| 10/12              | Den-L    | 1         | LB        | 11         | 6         | 5         | 0.0        | 0.0         | 0        | 0        | -        | 0        | 0        | 0        | 0        |
| 10/16              | at NE-L  | 1         | LB        | 5          | 4         | 1         | 0.0        | 0.0         | 0        | 0        | -        | 0        | 0        | 0        | 0        |
| 10/26              | Buf-L    | 1         | LB        | 7          | 7         | 0         | 0.0        | 0.0         | 0        | 0        | -        | 0        | 1        | 0        | 0        |
| 11/02              | at KC-L  | 1         | LB        | 1          | 1         | 0         | 0.0        | 0.0         | 0        | 0        | -        | 0        | 1        | 0        | 0        |
| 11/09              | Pit-W    | 1         | LB        | 12         | 11        | 1         | 0.0        | 0.0         | 0        | 0        | -        | 0        | 1        | 0        | 0        |
| 11/24              | at Buf-L | 1         | LB        | 10         | 6         | 4         | 0.0        | 0.0         | 0        | 0        | -        | 0        | 0        | 0        | 0        |
| 12/01              | Mia-L    | 1         | LB        | 8          | 4         | 4         | 0.0        | 0.0         | 0        | 0        | -        | 0        | 0        | 0        | 0        |
| 12/07              | at Min-L | 1         | LB        | 5          | 5         | 0         | 0.0        | 0.0         | 0        | 0        | -        | 0        | 0        | 0        | 0        |
| 12/14              | at Ten-W | 1         | LB        | 8          | 7         | 1         | 0.0        | 0.0         | 0        | 0        | -        | 0        | 1        | 0        | 0        |
| 12/21              | NE-L     | 1         | LB        | 12         | 6         | 6         | 0.5        | 4.0         | 0        | 0        | -        | 0        | 1        | 0        | 0        |
| 12/28              | at Mia-W | 1         | LB        | 4          | 4         | 0         | 1.0        | 7.0         | 0        | 0        | -        | 0        | 0        | 0        | 1        |
| <b>2014 TOTALS</b> |          | <b>16</b> | <b>16</b> | <b>125</b> | <b>87</b> | <b>38</b> | <b>3.5</b> | <b>33.0</b> | <b>0</b> | <b>0</b> | <b>-</b> | <b>0</b> | <b>6</b> | <b>0</b> | <b>2</b> |



# D. DAVIS continued...

**2013, NEW YORK JETS**

| Date               | Opp      | GP        | GS        | Tot        | So        | As        | Sk         | Yd         | Int      | Yd       | Lg       | TD       | PD       | FF       | FR       |
|--------------------|----------|-----------|-----------|------------|-----------|-----------|------------|------------|----------|----------|----------|----------|----------|----------|----------|
| 9/8                | TB-W     | 1         | LB        | 8          | 5         | 3         | 0.0        | 0.0        | 0        | 0        | -        | 0        | 0        | 0        | 0        |
| 9/12               | at NE-L  | 1         | LB        | 5          | 3         | 2         | 0.0        | 0.0        | 0        | 0        | -        | 0        | 0        | 0        | 0        |
| 9/22               | Buf-W    | 1         | LB        | 9          | 8         | 1         | 1.0        | 3.0        | 0        | 0        | -        | 0        | 1        | 0        | 0        |
| 9/29               | at Ten-L | 1         | LB        | 9          | 8         | 1         | 0.0        | 0.0        | 0        | 0        | -        | 0        | 0        | 0        | 0        |
| 10/7               | at Att-W | 1         | LB        | 10         | 7         | 3         | 0.0        | 0.0        | 0        | 0        | -        | 0        | 0        | 0        | 0        |
| 10/13              | Pit-L    | 1         | LB        | 7          | 5         | 2         | 0.0        | 0.0        | 0        | 0        | -        | 0        | 0        | 0        | 0        |
| 10/20              | NE-W     | 1         | LB        | 12         | 6         | 6         | 0.0        | 0.0        | 0        | 0        | -        | 0        | 0        | 0        | 0        |
| 10/27              | at Cin-L | 1         | LB        | 3          | 1         | 2         | 0.0        | 0.0        | 0        | 0        | -        | 0        | 0        | 0        | 0        |
| 11/3               | NO-W     | 1         | LB        | 4          | 1         | 3         | 0.0        | 0.0        | 1        | 0        | -        | 0        | 0        | 0        | 0        |
| 11/17              | at Buf-L | 1         | LB        | 8          | 1         | 7         | 0.0        | 0.0        | 0        | 0        | -        | 0        | 0        | 0        | 0        |
| 11/24              | Bal-L    | 1         | LB        | 9          | 6         | 3         | 0.0        | 0.0        | 0        | 0        | -        | 0        | 0        | 0        | 0        |
| 12/1               | Mia-L    | 1         | LB        | 10         | 6         | 4         | 0.0        | 0.0        | 0        | 0        | -        | 0        | 0        | 0        | 0        |
| 12/8               | Oak-W    | 1         | LB        | 10         | 5         | 5         | 0.0        | 0.0        | 0        | 0        | -        | 0        | 0        | 0        | 0        |
| 12/15              | Car-L    | 1         | LB        | 6          | 6         | 0         | 0.0        | 0.0        | 0        | 0        | -        | 0        | 0        | 0        | 0        |
| 12/22              | Cle-W    | 1         | LB        | 5          | 4         | 1         | 0.0        | 0.0        | 0        | 0        | -        | 0        | 0        | 0        | 0        |
| 12/29              | at Mia-W | 1         | LB        | 5          | 3         | 2         | 0.0        | 0.0        | 0        | 0        | -        | 0        | 0        | 0        | 0        |
| <b>2013 TOTALS</b> |          | <b>16</b> | <b>16</b> | <b>120</b> | <b>75</b> | <b>45</b> | <b>1.0</b> | <b>3.0</b> | <b>1</b> | <b>0</b> | <b>-</b> | <b>0</b> | <b>1</b> | <b>0</b> | <b>0</b> |

**2012, NEW YORK JETS**

| Date               | Opp        | GP        | GS       | Tot       | So        | As        | Sk         | Yd         | Int      | Yd       | Lg       | TD       | PD       | FF       | FR       |
|--------------------|------------|-----------|----------|-----------|-----------|-----------|------------|------------|----------|----------|----------|----------|----------|----------|----------|
| 9/9                | Buf-W      | 1         |          | 0         | 0         | 0         | 0.0        | 0.0        | 0        | 0        | -        | 0        | 0        | 0        | 0        |
| 9/16               | at Pit-L   | 1         |          | 0         | 0         | 0         | 0.0        | 0.0        | 0        | 0        | -        | 0        | 0        | 0        | 0        |
| 9/23               | at Mia-W   | 1         |          | 0         | 0         | 0         | 0.0        | 0.0        | 0        | 0        | -        | 0        | 0        | 0        | 0        |
| 9/30               | SF-L       | 1         |          | 1         | 1         | 0         | 0.0        | 0.0        | 0        | 0        | -        | 0        | 0        | 0        | 0        |
| 10/8               | Hou-L      | 1         |          | 1         | 0         | 1         | 0.0        | 0.0        | 0        | 0        | -        | 0        | 0        | 0        | 0        |
| 10/14              | Ind-W      | 1         |          | 1         | 1         | 0         | 0.0        | 0.0        | 0        | 0        | -        | 0        | 0        | 0        | 1        |
| 10/21              | at NE-L    | 1         | LB       | 7         | 5         | 2         | 0.0        | 0.0        | 0        | 0        | -        | 0        | 0        | 0        | 0        |
| 10/28              | Mia-L      | 1         | LB       | 7         | 5         | 2         | 0.0        | 0.0        | 0        | 0        | -        | 0        | 0        | 0        | 0        |
| 11/11              | at Sea-L   | 1         | LB       | 3         | 2         | 1         | 0.0        | 0.0        | 0        | 0        | -        | 0        | 0        | 0        | 0        |
| 11/18              | at St. L-W | 1         |          | 2         | 1         | 1         | 0.0        | 0.0        | 0        | 0        | -        | 0        | 0        | 0        | 0        |
| 11/22              | NE-L       | 1         |          | 8         | 5         | 3         | 0.0        | 0.0        | 0        | 0        | -        | 0        | 0        | 0        | 0        |
| 12/2               | Ari-W      | 1         |          | 0         | 0         | 0         | 0.0        | 0.0        | 0        | 0        | -        | 0        | 0        | 0        | 0        |
| 12/9               | at Jac-W   | 1         |          | 1         | 0         | 1         | 0.0        | 0.0        | 0        | 0        | -        | 0        | 0        | 0        | 0        |
| 12/17              | at Ten-L   | 1         |          | 0         | 0         | 0         | 0.0        | 0.0        | 0        | 0        | -        | 0        | 0        | 0        | 0        |
| 12/23              | SD-L       | 1         |          | 0         | 0         | 0         | 0.0        | 0.0        | 0        | 0        | -        | 0        | 0        | 0        | 0        |
| 12/30              | at Buf-L   | 1         |          | 2         | 1         | 1         | 0.0        | 0.0        | 0        | 0        | -        | 0        | 0        | 0        | 0        |
| <b>2012 TOTALS</b> |            | <b>16</b> | <b>3</b> | <b>33</b> | <b>21</b> | <b>12</b> | <b>0.0</b> | <b>0.0</b> | <b>0</b> | <b>0</b> | <b>-</b> | <b>0</b> | <b>0</b> | <b>0</b> | <b>1</b> |



## VETERANS

# PIERRE DESIR

**POSITION** ▶ DEFENSIVE BACK  
**SCHOOL** ▶ LINDENWOOD (MO.)

# 26



**HT:** 6-2 // **WT:** 206 // **BORN:** 9/8/90 // **ACQUIRED:** D4 - '14 // **NFL EXPERIENCE:** THIRD YEAR

Originally drafted by Cleveland in the fourth round (127th overall) of the 2014 NFL Draft.

### SEASONAL REVIEWS:

**2015:** Tied for third on team with five passes defended... Played in 14 games with six starts...Recorded 36 tackles... Added three special-teams tackles...(10/4) at SD: Totaled career-high three passes defended...(10/18) vs. Den.: Talled career-high 12 tackles.

**2014:** Played in five games with one start...Inactive in first 11 games...Helped the Browns finish first in the NFL in opponent passer rating (74.1) and passes defended (99)... (11/30) at Buf.: Made NFL debut, playing on kickoff coverage unit...(12/14) vs. Cin.: Played first NFL defensive snaps, posting two tackles.

**College:** Played first two seasons at Washburn before transferring to Lindenwood to be closer to his family... Earned the Cliff Harris Award, given to the top small-college defensive player as a senior in 2013...Finished career tied for 11th in Division II history with 25 interceptions... Set a Mid America Intercollegiate Athletic Association record with 52 passes defended...Three-time NCAA Division II All-American and four-time All-MAIAA selection... Became the first Lindenwood player to earn All-America honors...Finished second among all levels of NCAA football with nine interceptions in 2012 and tied for first in NCAA Division II with 18 passes defended...Became just the sixth player in MIAA history to collect more than 20 interceptions in a career...Tied the school's single-game record with two interceptions, accomplishing the feat in three games...Recorded five interceptions as a sophomore at Washburn and seven as a freshman.

### AT A GLANCE

- ▶ Last name is pronounced duh-ZEER.
- ▶ Born in Port-au-Prince, Haiti. His family immigrated to the U.S. when he was four-years old.
- ▶ Winner of the 2013 Cliff Harris Award, which is given annually to the top small-college defensive player.
- ▶ Worked various odd jobs while in school to support his wife and two daughters, including painting and garbage removal.

**Personal:** Given name is Pierre Robérde Desir...Last name is pronounced duh-ZEER...Born in Port-au-Prince, Haiti, his family immigrated to the U.S. when he was four-years old...Married to Morgan and has two daughters, Keeli and Kamryn and a son, Pierre Alexander...**High School:** Attended Francis Howell Central High School in St. Louis, Mo... Earned all-state honors as a defensive back...Set school records in track, and lettered in basketball...**Community Involvement:** Participated in several youth football camps and school visits...**Hobbies/Interests:** Enjoys spending time with his family, as well as traveling...Along with wife, opened Bella Dance Company in St. Peters, Mo.

## PIERRE DESIR ▶ CAREER STATS

| Year                          | Team      | GP        | GS       | TACKLES   |           |          |            | Yds        | INTERCEPTIONS |          |          |          | FUMBLES  |          |          |          |
|-------------------------------|-----------|-----------|----------|-----------|-----------|----------|------------|------------|---------------|----------|----------|----------|----------|----------|----------|----------|
|                               |           |           |          | Tot       | Solo      | Asst     | Sk         |            | No            | Yds      | Lg       | TD       | PD       | FF       | FR       | UR       |
| 2014                          | Cleveland | 5         | 1        | 9         | 9         | 0        | 0.0        | 0.0        | 0             | 0        | -        | 0        | 2        | 0        | 0        | 0        |
| 2015                          | Cleveland | 14        | 6        | 36        | 29        | 7        | 0.0        | 0.0        | 0             | 0        | -        | 0        | 5        | 0        | 0        | 0        |
| <b>NFL Totals (two years)</b> |           | <b>19</b> | <b>7</b> | <b>45</b> | <b>38</b> | <b>7</b> | <b>0.0</b> | <b>0.0</b> | <b>0</b>      | <b>0</b> | <b>-</b> | <b>0</b> | <b>7</b> | <b>0</b> | <b>0</b> | <b>0</b> |

**ADDITIONAL STATISTICS:** Special-teams tackles: 0 in 2014; 3 in 2015; NFL totals: 3.

**SINGLE-GAME HIGHS & CAREER MILESTONES:** TACKLES: Total – 12, vs. Den., 10/18/15. Solo – 10, vs. Den., 10/18/15. SACKS: None. FUMBLES: Forced – None. Recovered – None. INTERCEPTIONS: None. Yards – None. TDs – None. Long – None. PASSES DEFENSED: 3, at SD, 10/4/15. NFL debut: at Buf., 11/30/14. First NFL start: at Car., 12/21/14. First NFL sack: None. First NFL interception: None. First NFL forced fumble: None.



# DESIR continued...

## PIERRE DESIR ▶ GAME-BY-GAME STATS

### 2015, CLEVELAND

| Date               | Opp    | GP        | GS       | Tot                                | So        | As       | Sk         | Yd         | Int      | Yd       | Lg       | TD       | PD       | FF       | FR       |  |
|--------------------|--------|-----------|----------|------------------------------------|-----------|----------|------------|------------|----------|----------|----------|----------|----------|----------|----------|--|
| 09/13 at           | NYJ-L  | 1         |          | 0                                  | 0         | 0        | 0.0        | 0.0        | 0        | 0        | -        | 0        | 0        | 0        | 0        |  |
| 09/20              | Ten-W  | 1         |          | 0                                  | 0         | 0        | 0.0        | 0.0        | 0        | 0        | -        | 0        | 0        | 0        | 0        |  |
| 09/27              | Oak -L | 1         |          | 2                                  | 2         | 0        | 0.0        | 0.0        | 0        | 0        | -        | 0        | 1        | 0        | 0        |  |
| 10/04 at           | SD-L   | 1         | LCB      | 5                                  | 4         | 1        | 0.0        | 0.0        | 0        | 0        | -        | 0        | 3        | 0        | 0        |  |
| 10/11 at           | Bal-W  | 1         |          | 2                                  | 0         | 2        | 0.0        | 0.0        | 0        | 0        | -        | 0        | 0        | 0        | 0        |  |
| 10/18              | Den-L  | 1         | LCB      | 12                                 | 10        | 2        | 0.0        | 0.0        | 0        | 0        | -        | 0        | 1        | 0        | 0        |  |
| 10/25 at           | StL-L  | 1         | LCB      | 1                                  | 1         | 0        | 0.0        | 0.0        | 0        | 0        | -        | 0        | 0        | 0        | 0        |  |
| 11/01              | Ari-L  | 1         |          | 0                                  | 0         | 0        | 0.0        | 0.0        | 0        | 0        | -        | 0        | 0        | 0        | 0        |  |
| 11/05 at           | Cin-L  | 1         | LCB      | 4                                  | 2         | 2        | 0.0        | 0.0        | 0        | 0        | -        | 0        | 0        | 0        | 0        |  |
| 11/15 at           | Pit-L  | 1         | LCB      | 2                                  | 2         | 0        | 0.0        | 0.0        | 0        | 0        | -        | 0        | 0        | 0        | 0        |  |
| 11/30              | Bal-L  |           |          | ***inactive -- coach's decision*** |           |          |            |            |          |          |          |          |          |          |          |  |
| 12/06              | Cin-L  | 1         |          | 1                                  | 1         | 0        | 0.0        | 0.0        | 0        | 0        | -        | 0        | 0        | 0        | 0        |  |
| 12/13              | SF-W   |           |          | ***inactive -- coach's decision*** |           |          |            |            |          |          |          |          |          |          |          |  |
| 12/20 at           | Sea-L  | 1         |          | 2                                  | 2         | 0        | 0.0        | 0.0        | 0        | 0        | -        | 0        | 0        | 0        | 0        |  |
| 12/27 at           | KC-L   | 1         |          | 0                                  | 0         | 0        | 0.0        | 0.0        | 0        | 0        | -        | 0        | 0        | 0        | 0        |  |
| 01/03              | Pit-L  | 1         | LCB      | 5                                  | 5         | 0        | 0.0        | 0.0        | 0        | 0        | -        | 0        | 0        | 0        | 0        |  |
| <b>2015 TOTALS</b> |        | <b>14</b> | <b>6</b> | <b>36</b>                          | <b>29</b> | <b>7</b> | <b>0.0</b> | <b>0.0</b> | <b>0</b> | <b>0</b> | <b>-</b> | <b>0</b> | <b>5</b> | <b>0</b> | <b>0</b> |  |

### 2014, CLEVELAND

| Date               | Opp   | GP       | GS       | Tot                                | So       | As       | Sk         | Yd         | Int      | Yd       | Lg       | TD       | PD       | FF       | FR       |  |
|--------------------|-------|----------|----------|------------------------------------|----------|----------|------------|------------|----------|----------|----------|----------|----------|----------|----------|--|
| 09/07 at           | Pit-L |          |          | ***inactive -- coach's decision*** |          |          |            |            |          |          |          |          |          |          |          |  |
| 09/14              | NO-W  |          |          | ***inactive -- coach's decision*** |          |          |            |            |          |          |          |          |          |          |          |  |
| 09/21              | Bal-L |          |          | ***inactive -- coach's decision*** |          |          |            |            |          |          |          |          |          |          |          |  |
| 10/05 at           | Ten-W |          |          | ***inactive -- coach's decision*** |          |          |            |            |          |          |          |          |          |          |          |  |
| 10/12              | Pit-W |          |          | ***inactive -- coach's decision*** |          |          |            |            |          |          |          |          |          |          |          |  |
| 10/19 at           | Jax-L |          |          | ***inactive -- coach's decision*** |          |          |            |            |          |          |          |          |          |          |          |  |
| 10/26              | Oak-W |          |          | ***inactive -- coach's decision*** |          |          |            |            |          |          |          |          |          |          |          |  |
| 11/02              | TB-W  |          |          | ***inactive -- coach's decision*** |          |          |            |            |          |          |          |          |          |          |          |  |
| 11/06 at           | Cin-W |          |          | ***inactive -- coach's decision*** |          |          |            |            |          |          |          |          |          |          |          |  |
| 11/16              | Hou-L |          |          | ***inactive -- coach's decision*** |          |          |            |            |          |          |          |          |          |          |          |  |
| 11/23 at           | Atl-W |          |          | ***inactive -- coach's decision*** |          |          |            |            |          |          |          |          |          |          |          |  |
| 11/30 at           | Buf-L | 1        |          | 0                                  | 0        | 0        | 0.0        | 0.0        | 0        | 0        | -        | 0        | 0        | 0        | 0        |  |
| 12/07              | Ind-L | 1        |          | 0                                  | 0        | 0        | 0.0        | 0.0        | 0        | 0        | -        | 0        | 0        | 0        | 0        |  |
| 12/14              | Cin-L | 1        |          | 2                                  | 2        | 0        | 0.0        | 0.0        | 0        | 0        | -        | 0        | 0        | 0        | 0        |  |
| 12/21 at           | Car-L | 1        | LCB      | 7                                  | 7        | 0        | 0.0        | 0.0        | 0        | 0        | -        | 0        | 2        | 0        | 0        |  |
| 12/28 at           | Bal-L | 1        |          | 0                                  | 0        | 0        | 0.0        | 0.0        | 0        | 0        | -        | 0        | 0        | 0        | 0        |  |
| <b>2014 TOTALS</b> |       | <b>5</b> | <b>1</b> | <b>9</b>                           | <b>9</b> | <b>0</b> | <b>0.0</b> | <b>0.0</b> | <b>0</b> | <b>0</b> | <b>-</b> | <b>0</b> | <b>2</b> | <b>0</b> | <b>0</b> |  |



## VETERANS

# CAMERON ERVING

**POSITION** ▶ OFFENSIVE LINE  
**SCHOOL** ▶ FLORIDA STATE

# 74



**HT:** 6-5 // **WT:** 313 // **BORN:** 9/23/92 // **ACQUIRED:** D1B - '15 // **NFL EXPERIENCE:** SECOND YEAR

Originally drafted by the Cleveland Browns in the first round (19th overall) of the 2015 NFL Draft.

### SEASONAL REVIEWS:

**2015:** Played in all 16 games, starting two at LG and two at RG...[11/15] at Pit.: Started at LG, his first NFL start... [12/27] at KC: Started at RG and helped Browns rush for season-high 232 yards, third-most since 1999.

**College:** Played in 55 games...Made 42 consecutive starts, including every one of FSU's 29-game winning streak that stretched over the course of the 2013 and 2014 seasons... Two-time winner of the Jacobs Blocking Trophy given to the ACC's top blocker as voted on by head coaches and defensive coordinators...Started his career as a defensive lineman before moving to left tackle where he earned several All-America honors in 2013...Moved to center during the 2014 season, earning all-conference honors at two offensive line positions... Started at left tackle for the first nine games of the 2014 season before moving to center for the last five games...Named an All-ACC first-team selection as a left tackle, while being voted to second team [media] and third team [coaches] for center...Blocked for QB Jameis Winston, who led the ACC in passing yards and total offense...Opened running lanes for RB Dalvin Cook who set the FSU freshman record for rushing yards... Received All-ACC honors and first-team All-America honors...Helped Florida State set a school record with 42 rushing TDs, a national record with 723 points and school and conference records in single-season total offense [7,267], points per game [51.6], yards per play [7.67], total TDs [94] and passing TDs [42]... Protected for a passing game that totaled 4,423 passing yards and blocked for a running attack that recorded 2,844 rushing yards...Protected the blind side of Heisman Trophy-winner QB Jameis Winston...Moved from defense to offensive line, starting all 14 games at left tackle as a junior... Played in all 13 games as a reserve along the defensive line in his freshman year...Recorded 20 tackles and one sack as a freshman...Graduated with a degree in social science.

### AT A GLANCE

- ▶ Started his college career as a defensive lineman before moving to left tackle, where he earned several All-America honors in 2013. Later moved to center during the 2014 season, earning all-conference honors at both left tackle and center.
- ▶ Made 42 consecutive starts, including every one of FSU's 29-game winning streak that stretched over the course of the 2013 and 2014 seasons.
- ▶ Enjoys reading and cites the Harry Potter series as his favorite books.
- ▶ Protected the blind side of Heisman Trophy-winner QB Jameis Winston in 2013.

**Personal:** Given name Cameron Drew Erving...Native of Moultrie, Ga...Spent time working on a farm stacking cabbage, peppers and other vegetables...His grandfather flew for the first time when he traveled to Chicago to be with Cameron for the first round of the 2015 NFL Draft...**High School:** Attended Colquitt County High School in Moultrie, Ga...Amassed 98 tackles as a defensive tackle during his senior year...Also played basketball and threw shot put and discus in high school...**Community Involvement:** Volunteered at youth football events and military appreciation events...Went to the 2016 Elyria High School Prom with Elna Wright, a 17-year old senior with special needs...**Hobbies/Interests:** Enjoys reading...Cites the Harry Potter series as his favorite books...Lists hip-hop as his favorite type of music and Rich Homie Quan and The Isley Brothers as his favorite artists.

## CAMERON ERVING ▶ CAREER STATS

| Year | Team      | GP | GS |
|------|-----------|----|----|
| 2015 | Cleveland | 16 | 4  |

**CAREER MILESTONES:** NFL debut: at NYJ, 9/13/15. First NFL start: at Pit., 11/15/15.



## VETERANS

# TAYLOR GABRIEL

**POSITION** ▶ WIDE RECEIVER  
**SCHOOL** ▶ ABILENE CHRISTIAN

# 18



**HT:** 5-8 // **WT:** 167 // **BORN:** 2/17/91 // **ACQUIRED:** FA - '14 // **NFL EXPERIENCE:** THIRD YEAR

Originally signed by Cleveland as an undrafted free agent on May 12, 2014, after participating in the team's rookie minicamp on a tryout basis.

### SEASONAL REVIEWS:

**2015:** Played in 13 games with four starts...Collected 28 receptions for 241 yards...[10/11] at Bal.: In 33-30 OT win in division opener, posted four receptions for 75 yards, including a 56-yard catch.

**2014:** Averaged 17.3 yards per catch, which led the AFC and was third in the NFL...Finished second on the club with 621 receiving yards, while adding 36 receptions...One of six rookies with at least four 40-yard receptions...Played in all 16 games with two starts...One of five undrafted rookie free agents who earned a spot on the Browns' opening day roster...[9/14] vs. NO: During 26-24 victory, posted three receptions for 13 yards, all of which came on Browns' game-winning fourth-quarter drive...[9/21] vs. Bal: Registered two receptions for 81 yards, including 70-yard catch in fourth quarter...[10/5] at Ten.: During 29-28 comeback win, registered four receptions for a career-high 95 yards...[11/2] vs. TB: During 22-17 victory, recorded team-high five catches for 87 yards and one TD, the first of his career...Hauled in 34-yard TD catch for game-winning score in fourth quarter.

**College:** Appeared in 45 games at Abilene Christian... Collected 215 receptions for 3,028 yards and 27 TDs... Amassed 262 rushing yards and two TDs on 28 carries... Returned 33 punts for 577 yards and three TDs at ACU... Set career highs as a senior with 73 receptions for 1,061 yards and 10 TDs...Added 209 yards on 12 punt returns... Threw a 50-yard TD pass in his senior year on his only career pass attempt...Finished his junior season with 52 receptions for 684 yards and seven TDs...Registered 64 receptions for 988 yards and 10 touchdowns as a sophomore...Returned 12 punts for 136 yards and one TD... Played in all 12 games as a freshman...Finished with 26 catches for 295 yards...Totaled 100 punt-return yards and one TD on four attempts.

### AT A GLANCE

- ▶ Led the AFC and finished third in the NFL with an average of 17.3 yards per catch in 2014.
- ▶ Lists singing as his special talent with "Ribbon in the Sky" by Stevie Wonder as his favorite song to perform.
- ▶ Attended classes at Abilene Christian during the offseason to work on finishing his degree.
- ▶ While in college, watched video clips of Browns WR Andrew Hawkins and tried to emulate his playing style since they are similar in stature.

**Personal:** Given name Taylor James Gabriel...Born in Dallas, Texas...While in college, watched video clips of Browns WR Andrew Hawkins and tried to emulate his playing style since they are similar in stature...**High School:** Attended John Horn High School in Mesquite, Texas, where he played wide receiver and defensive back, as well as returned kicks...Earned all-state honors and was named district MVP as a senior...Also played basketball and ran track...**Community Involvement:** Attended youth football camps and visited Cleveland-area schools...**Hobbies/Interests:** Favorite movie is All About the Benjamins and his favorite TV show is Shark Tank...Lists classical and jazz as his favorite types of music...Enjoys reading books, including his favorite Heaven is for Real...Lists singing as his special talent... "Ribbon in the Sky" by Stevie Wonder is his favorite song to perform.



# GABRIEL continued...

## TAYLOR GABRIEL ▶ CAREER STATS

| Year                          | Team      | GP        | GS       | RECEIVING |            |             |           | Lg       | TD       | RUSHING   |            |          |          |
|-------------------------------|-----------|-----------|----------|-----------|------------|-------------|-----------|----------|----------|-----------|------------|----------|----------|
|                               |           |           |          | No        | Yds        | Avg         | Lg        |          |          | Att       | Yds        | Avg      | Lg       |
| 2014                          | Cleveland | 16        | 2        | 36        | 621        | 17.3        | 70        | 1        | 4        | 10        | 2.5        | 8        | 0        |
| 2015                          | Cleveland | 13        | 4        | 28        | 241        | 8.6         | 56        | 0        | 0        | 0         | -          | 0        | 0        |
| <b>NFL totals (two years)</b> |           | <b>29</b> | <b>6</b> | <b>64</b> | <b>862</b> | <b>13.6</b> | <b>70</b> | <b>1</b> | <b>4</b> | <b>10</b> | <b>2.5</b> | <b>8</b> | <b>0</b> |

**ADDITIONAL STATISTICS:** 100-yard receiving games – None. Multiple-TD games – None. Special-teams tackles – None. Fumbles – 1 (1 lost) in 2015.

**SINGLE-GAME HIGHS & CAREER MILESTONES:** RECEIVING: Receptions – 5, twice: vs. TB, 11/2/14; vs. Hou., 11/16/14. Yards – 95, at Ten., 10/5/14. TDs – 1, vs. TB, 11/2/14. Long – 70, vs. Bal., 9/21/14. NFL debut: at Pit., 9/7/14. First NFL start: at Cin., 11/6/14. First NFL reception: at Pit., 9/7/14. (5 yards, B. Hoyer). First NFL TD: vs. TB, 11/2/14, (34 yards, B. Hoyer). Last NFL TD: vs. TB, 11/2/14, (34 yards, B. Hoyer).

## TAYLOR GABRIEL ▶ GAME-BY-GAME STATS

### 2015, CLEVELAND

| Date               | Opp      | GP                                 | GS       | No        | Yds        | Avg        | Lg        | TD       |
|--------------------|----------|------------------------------------|----------|-----------|------------|------------|-----------|----------|
| 09/13              | at NYJ-L | 1                                  | 2        | 20        | 10.0       | 11         | 0         |          |
| 09/20              | Ten-W    | 1                                  | 1        | -3        | -3.0       | -3         | 0         |          |
| 09/27              | Oak-L    | 1                                  | WR       | 3         | 28         | 9.3        | 11        | 0        |
| 10/04              | at SD-L  | 1                                  | WR       | 4         | 22         | 5.5        | 10        | 0        |
| 10/11              | at Bal-W | 1                                  | 4        | 75        | 18.8       | 56         | 0         |          |
| 10/18              | Den-L    | 1                                  | 1        | 5         | 5.0        | 5          | 0         |          |
| 10/25              | at StL-L | 1                                  | 4        | 15        | 3.8        | 6          | 0         |          |
| 11/01              | Ari-L    | 1                                  | 4        | 32        | 8.0        | 9          | 0         |          |
| 11/05              | at Cin-L | 1                                  | WR       | 1         | 3          | 3.0        | 3         | 0        |
| 11/15              | at Pit-L | 1                                  | 2        | 26        | 13.0       | 20         | 0         |          |
| 11/30              | Bal-L    | ***inactive -- concussion***       |          |           |            |            |           |          |
| 12/06              | Cin-L    | ***inactive -- concussion***       |          |           |            |            |           |          |
| 12/13              | SF-W     | ***inactive -- coach's decision*** |          |           |            |            |           |          |
| 12/20              | at Sea-L | 1                                  | WR       | 2         | 18         | 9.0        | 14        | 0        |
| 12/27              | KC-L     | 1                                  | 0        | 0         | -          | -          | 0         |          |
| 01/03              | Pit-L    | 1                                  | 0        | 0         | -          | -          | 0         |          |
| <b>2015 TOTALS</b> |          | <b>13</b>                          | <b>4</b> | <b>28</b> | <b>241</b> | <b>8.6</b> | <b>56</b> | <b>0</b> |

### 2014, CLEVELAND

| Date               | Opp      | GP        | GS       | No        | Yds        | Avg         | Lg        | TD       |
|--------------------|----------|-----------|----------|-----------|------------|-------------|-----------|----------|
| 09/07              | at Pit-L | 1         | 1        | 5         | 5.0        | 5           | 0         |          |
| 09/14              | NO-W     | 1         | 3        | 13        | 4.3        | 7           | 0         |          |
| 09/21              | Bal-L    | 1         | 2        | 81        | 40.5       | 70          | 0         |          |
| 10/5               | at Ten-W | 1         | 4        | 95        | 23.8       | 49          | 0         |          |
| 10/12              | Pit-W    | 1         | 1        | 24        | 24.0       | 24          | 0         |          |
| 10/19              | at Jax-L | 1         | 3        | 39        | 13.0       | 16          | 0         |          |
| 10/26              | Oak-W    | 1         | 2        | 60        | 30.0       | 48          | 0         |          |
| 11/2               | TB-W     | 1         | 5        | 87        | 17.4       | 34T         | 1         |          |
| 11/6               | at Cin-W | 1         | WR       | 3         | 31         | 10.3        | 18        | 0        |
| 11/16              | Hou-L    | 1         | 5        | 92        | 18.4       | 35          | 0         |          |
| 11/23              | at Atl-W | 1         | 1        | 13        | 13.0       | 13          | 0         |          |
| 11/30              | at Buf-L | 1         | 0        | 0         | -          | -           | 0         |          |
| 12/7               | Ind-L    | 1         | 1        | 12        | 12.0       | 12          | 0         |          |
| 12/14              | Cin-L    | 1         | 1        | 2         | 2.0        | 2           | 0         |          |
| 12/21              | at Car-L | 1         | 1        | 1         | 1.0        | 1           | 0         |          |
| 12/28              | at Bal-L | 1         | WR       | 3         | 66         | 22.0        | 49        | 0        |
| <b>2014 TOTALS</b> |          | <b>16</b> | <b>2</b> | <b>36</b> | <b>621</b> | <b>17.3</b> | <b>70</b> | <b>1</b> |





## VETERANS

# CHARLES GAINES

**POSITION** ▶ DEFENSIVE BACK

**SCHOOL** ▶ LOUISVILLE

# 43



**HT:** 5-10 // **WT:** 180 // **BORN:** 10/3/92 // **ACQUIRED:** D6A - '15 // **NFL EXPERIENCE:** SECOND YEAR

Originally drafted by the Cleveland Browns in the sixth round (189th overall) of the 2015 NFL Draft.

### SEASONAL REVIEWS:

**2015:** Appeared in six games with four starts... Posted 15 tackles and two passes defended... Missed the first nine games after being placed on injured reserve/designated to return [hamstring] on Sept. 7... [11/15] at Pit.: In NFL debut, posted five solo tackles and one forced fumble.

**College:** Played in 29 games at Louisville... Moved to cornerback as a sophomore after playing wide receiver as a freshman... Finished with 58 career tackles and 19 passes defended... Returned seven interceptions for 118 yards and a TD... Also returned 12 career kickoffs for 339 yards and a TD and one punt for 35 yards and a TD... Caught 11 passes for 172 yards and a TD as a freshman receiver... Started 10 of 13 games played as a junior... Totaled career-high 36 tackles, 12 passes defended, two interceptions and one forced fumble... Started 10 of his 13 games played as a sophomore... Totaled 22 tackles, seven passes defended and five interceptions... Scored touchdowns on a kick return, punt return and interception return... Appeared in seven games as a freshman... Caught 11 passes for 172 yards and a TD on the season... Graduated with a degree in justice administration.

**Personal:** Given name Charles Lee Gaines... Native of Miami, Fla... Worked at a funeral home owned by one of his coaches throughout middle school and high school... Has two daughters, Chelsey and Melady... **High School:** Attend-

### AT A GLANCE

- ▶ Scored a TD four different ways during his collegiate career (receiving, interception return, kick return, punt return).
- ▶ Started as a receiver at Louisville before being converted to cornerback.
- ▶ Miami native who won two state championships at Miami Central High School.
- ▶ Worked at a funeral home owned by one of his coaches throughout middle school and high school.

ed Miami Central High School... Helped team to a 6A state championships in 2009 and 2011... Named first-team All-Dade County and All-State 6A honorable mention accolades... **Community Involvement:** Helped tornado clean ups in Indiana while attending Louisville... Volunteered at Browns youth football camps... **Hobbies/Interests:** Enjoys watching his daughters' favorite shows with them, such as Harry the Bunny... Favorite movie is Shottas and favorite TV show is Martin... Lists hip-hop as his favorite type of music and Meek Mill as his favorite artist.

### SALUTE TO SERVICE

In November, the NFL and the Browns continue their year-round commitment to local and national military appreciation as part of the league's "Salute to Service" initiative. The Salute to Service campaign aligns with an NFL tradition of supporting America's armed services, including a more than 45-year partnership with the USO that hosts overseas visits to troops and trips to military hospitals nationwide. The USO of Northern Ohio is also a year-round community partner of the First and Ten volunteering campaign.



# GAINES continued...

## CHARLES GAINES ▶ GAME-BY-GAME STATS

### 2015, CLEVELAND

| Date               | Opp | GP       | GS       | Tot   | So        | As       | Sk         | Yd         | Int      | Yd       | Lg       | TD       | PD       | FF       | FR       |
|--------------------|-----|----------|----------|---|-----------|----------|------------|------------|----------|----------|----------|----------|----------|----------|----------|
| 09/13 at NYJ-L     |     |          |          | ***injured reserve/designated to return -- hamstring*** |           |          |            |            |          |          |          |          |          |          |          |
| 09/20 Ten-W        |     |          |          | ***injured reserve/designated to return -- hamstring*** |           |          |            |            |          |          |          |          |          |          |          |
| 09/27 Oak-L        |     |          |          | ***injured reserve/designated to return -- hamstring*** |           |          |            |            |          |          |          |          |          |          |          |
| 10/04 at SD-L      |     |          |          | ***injured reserve/designated to return -- hamstring*** |           |          |            |            |          |          |          |          |          |          |          |
| 10/11 at Bal-W     |     |          |          | ***injured reserve/designated to return -- hamstring*** |           |          |            |            |          |          |          |          |          |          |          |
| 10/18 Den-L        |     |          |          | ***injured reserve/designated to return -- hamstring*** |           |          |            |            |          |          |          |          |          |          |          |
| 10/25 at StL-L     |     |          |          | ***injured reserve/designated to return -- hamstring*** |           |          |            |            |          |          |          |          |          |          |          |
| 11/01 Ari-L        |     |          |          | ***injured reserve/designated to return -- hamstring*** |           |          |            |            |          |          |          |          |          |          |          |
| 11/05 at Cin-L     |     |          |          | ***injured reserve/designated to return -- hamstring*** |           |          |            |            |          |          |          |          |          |          |          |
| 11/15 at Pit-L     |     | 1        |          | 5   | 5         | 0        | 0.0        | 0.0        | 0        | -        | -        | 0        | 0        | 1        | 0        |
| 11/30 Bal-L        |     | 1        |          | 0   | 0         | 0        | 0.0        | 0.0        | 0        | -        | -        | 0        | 0        | 0        | 0        |
| 12/06 Cin-L        |     | 1        | LCB      | 1   | 1         | 0        | 0.0        | 0.0        | 0        | -        | -        | 0        | 0        | 0        | 0        |
| 12/13 SF-W         |     | 1        | LCB      | 3   | 3         | 0        | 0.0        | 0.0        | 0        | -        | -        | 0        | 1        | 0        | 0        |
| 12/20 at Sea-L     |     | 1        | LCB      | 2   | 2         | 0        | 0.0        | 0.0        | 0        | -        | -        | 0        | 1        | 0        | 0        |
| 12/27 at KC-L      |     | 1        | LCB      | 4   | 4         | 0        | 0.0        | 0.0        | 0        | -        | -        | 0        | 0        | 0        | 0        |
| 01/03 Pit-L        |     |          |          | ***inactive -- coach's decision***                      |           |          |            |            |          |          |          |          |          |          |          |
| <b>2015 TOTALS</b> |     | <b>6</b> | <b>4</b> | <b>15</b>   | <b>15</b> | <b>0</b> | <b>0.0</b> | <b>0.0</b> | <b>0</b> | <b>-</b> | <b>-</b> | <b>0</b> | <b>2</b> | <b>1</b> | <b>0</b> |

**ADDITIONAL STATISTICS:** Multiple-interception games – None. Career interceptions – None. Special-teams tackles – None.

**SINGLE-GAME HIGHS & CAREER MILESTONES:** TACKLES: Total – 5, at Pit., 11/15/15. Solo – 5, at Pit., 11/15/15. INTERCEPTIONS: None. Yards – None. Long – None. TDs – None. PASSES DEFENSED: 1, twice, vs. SF, 12/13/15, at Sea., 12/20/15. SACKS: None. FUMBLES: Forced – 1, at Pit., 11/15/15. Recovered – None. NFL debut: at Pit., 11/15/15. First NFL interception: None. First NFL sack: None. Last NFL INT – None.

## SWAGGER THE BULLMASTIFF

Born "Swagger" on July 20, 2013, the Browns welcome back the three-year-old bullmastiff to their gameday entertainment group. The 140-pound pup will be on the field during team introductions and will also meet and take photos with fans on Dawg Pound Drive on Alfred Lerner Way, as well as attend other club events.





## VETERANS

# GARTH GERHART

# 62



**POSITION** ▶ OFFENSIVE LINE

**SCHOOL** ▶ ARIZONA STATE

**HT:** 6-1 // **WT:** 310 // **BORN:** 10/21/88 // **ACQUIRED:** FA - '16 // **NFL EXPERIENCE:** SECOND YEAR

Originally signed by the Cleveland Browns as an undrafted free agent on May 9, 2012...Waived by the Browns on Aug. 31, 2012...Signed to the Browns' practice squad on Sept. 1, 2012... Signed to the Green Bay Packers' practice squad on Jan. 8, 2013...Signed by the Packers on Jan. 14, 2013...Waived by the Packers on Aug. 30, 2013...Signed to the Carolina Panthers' practice squad on Sept. 4, 2013...Released from the Panthers' practice squad on Sept. 10, 2013... Signed to the Green Bay Packers' practice squad on Oct. 10, 2013...Signed by the Packers on Jan. 6, 2014...Waived by the Packers on Aug. 30, 2014...Signed to the Packers' practice squad on Aug. 31, 2014...Elevated to the Packers' active roster on Sept. 3, 2014...Waived by the Packers on Sept. 5, 2015...Signed to the Browns' practice squad on Sept. 8, 2015...Released from the Browns' practice squad on Oct. 6, 2015...Signed to the Browns' practice squad on Nov. 9, 2015...Signed by the Browns on Jan. 5, 2016.

### SEASONAL REVIEWS:

**2015:** Spent 11 weeks on the Browns' practice squad.

**2014:** Played in two games with the Packers...Dressed but did not play in three contests and was inactive for 11 games.

**2013:** Spent time on the Packers' and Panthers' practice squads.

**2012:** Spent the entire regular season on the Browns' practice squad...Spent one postseason week on the Packers' practice squad.

**College:** Started 35 of the 39 games in which he saw action at Arizona State University (2008-11)... Opened 27 games at center, five at right guard and three at left guard... Snapped for QB Brock Osweiler, who set a single-season school record for passing yards (4,036) in 2011...Graduated with a degree in history.

**Personal:** Given name is Garth Gant Gerhart...Born in Norco, Calif...Native of Corona, Calif...Older brother Toby played running back at Stanford and was selected by the Vikings in the second round of the 2010 NFL Draft...Youngest brother Coltin is a safety at Arizona State...Has triplet sisters that all played collegiate softball...Kelsey and Teagan played at Stanford, while Whitley played at Cal

### AT A GLANCE

▶ **Originally signed by the Browns as an undrafted free agent in 2012.**

▶ **Older brother Toby was a second round pick as a running back by the Minnesota Vikings in 2010. Behind Garth's blocking and their father, Todd as head coach, Toby established the California state career rushing record while at Norco High School.**

▶ **Has triplet younger sisters that all played collegiate softball.**

Poly...He and fiancé, Kady, are set to be married in 2017...  
**High School:** Attended Norco High School in Norco, Calif...  
Brother, Toby, established the California state career rushing record while at Norco, aided by Garth's blocking...Father, Todd, served as high school coach...Also played baseball...  
**Community Involvement:** Volunteered at elementary schools to read to students...  
**Hobbies/Interests:** Enjoys freshwater and saltwater fishing in his spare times...Favorite movie is Wedding Crashers and favorite TV show is The Walking Dead.

## GARTH GERHART ▶ CAREER STATS

| Year                         | Team               | GP                   | GS       |
|------------------------------|--------------------|----------------------|----------|
| 2012                         | Cleveland          | ***Practice squad*** |          |
| 2013                         | Green Bay/Carolina | ***Practice squad*** |          |
| 2014                         | Green Bay          | 2                    | 0        |
| 2015                         | Cleveland          | ***Practice squad*** |          |
| <b>NFL totals (one year)</b> |                    | <b>2</b>             | <b>0</b> |

**CAREER MILESTONES:** NFL debut: vs. Chi., 11/9/14.



# JUSTIN GILBERT

**POSITION** ▶ DEFENSIVE BACK  
**SCHOOL** ▶ OKLAHOMA STATE

21



**HT:** 6-0 // **WT:** 202 // **BORN:** 11/7/91 // **ACQUIRED:** D1A - '14 // **NFL EXPERIENCE:** THIRD YEAR

Originally drafted by Cleveland in the first round (eighth overall) of the 2014 NFL Draft, the first of the Browns' two first-round selections.

## SEASONAL REVIEWS:

**2015:** Played in nine games with one start at LCB...Recorded four tackles and one pass defended...Averaged 28.3 yards on 12 kickoff returns.

**2014:** Played in 14 games, starting two...Recorded 29 tackles, eight passes defended, one interception and one interception-return touchdown...Was one of five NFL rookies to return an interception for a touchdown... Became the first Browns player to return his first career pick for TD since Daven Holly in 2006...Helped the Browns finish first in the NFL in opponent passer rating (74.1) and passes defended (99)...(12/7) vs. Ind.: Totaled four tackles, one interception, one INT-return TD and one pass defended... In third quarter with Colts at own 12, intercepted Andrew Luck for first career pick, returning it 23 yards for first career TD.

**College:** Thorpe Award finalist in 2013 at Oklahoma State... Recorded 182 tackles, three tackles for loss, two forced fumbles and one fumble recovery...Totaled 12 interceptions with two TDs...Deflected 27 passes...Gained 2,681 yards with a school-record six TDs on 102 kickoff returns for a program-record 26.3 avg. per return...Started all 13 games at CB as a senior and recorded 42 tackles and seven pass breakups...Led the Big 12 and ranked fourth in the nation with seven interceptions...Tied a school record with two interception-return TDs...Returned 18 kickoffs for 453 yards with one touchdown, finishing fifth in the conference after gaining 25.2 yards per attempt... Received second-team All-America honors as a return specialist from The NFL Draft Report as a junior in 2012... Earned second-team All-Big 12 Conference laurels from

## AT A GLANCE

- ▶ **Joined Joe Haden (seventh overall in 2010) as the only defensive backs selected by the Browns in the first round of the NFL Draft since the team returned in 1999.**
- ▶ **One of five rookies to return an interception for a touchdown in 2014.**
- ▶ **Became the first Browns player to return his first career pick for a touchdown since Daven Holly in 2006.**

the conference's coaches...Totaled a career-high 63 tackles and deflected nine passes...Set the school record with 32 kickoff returns, and finished second in school annals with 827 kickoff-return yards...Ranked second in the Big 12 with a 25.8 yard per kickoff attempt.

**Personal:** Given name Justin Rodrell Gilbert...Born in The Woodlands, Texas...**High School:** Attended Huntsville High School in Huntsville, Texas...As a senior quarterback, posted 122 carries for 1,061 yards and nine scores and completed 50 of 108 passes for 753 yards and four TDs... Also lettered in basketball and track...Competed in the 100 M and 200 M dash, posting a personal best of 10.68 seconds in the 100 M his senior year...Won the Texas Class 4A championship in the 200 M...**Hobbies/Interests:** Lists Prison Break as one of his favorite TV shows...Enjoys free-style poetry and cooking.



# VETERANS

## GILBERT continued...

### JUSTIN GILBERT ▶ CAREER STATS

| Year                          | Team      | TACKLES   |          |           |           |          |            |          | INTERCEPTIONS |           |            |          |          | FUMBLES  |          |          |
|-------------------------------|-----------|-----------|----------|-----------|-----------|----------|------------|----------|---------------|-----------|------------|----------|----------|----------|----------|----------|
|                               |           | GP        | GS       | Tot       | Solo      | Asst     | Sk         | Yds      | No            | Yds       | Lg         | TD       | PD       | FF       | FR       | Yds      |
| 2014                          | Cleveland | 14        | 2        | 29        | 25        | 4        | 0.0        | 0        | 1             | 23        | 23T        | 1        | 8        | 0        | 0        | 0        |
| 2015                          | Cleveland | 9         | 1        | 4         | 4         | 0        | 0.0        | 0        | 0             | 0         | -          | 0        | 1        | 0        | 0        | 0        |
| <b>NFL totals (two years)</b> |           | <b>23</b> | <b>3</b> | <b>33</b> | <b>29</b> | <b>4</b> | <b>0.0</b> | <b>0</b> | <b>1</b>      | <b>23</b> | <b>23T</b> | <b>1</b> | <b>9</b> | <b>0</b> | <b>0</b> | <b>0</b> |

| Year                          | Team      | KICKOFF RETURNS |            |             |           |          | PUNT RETURNS |          |          |          |          |          |
|-------------------------------|-----------|-----------------|------------|-------------|-----------|----------|--------------|----------|----------|----------|----------|----------|
|                               |           | No              | Yds        | Avg         | Lg        | TD       | No           | FC       | Yds      | Avg      | Lg       | TD       |
| 2014                          | Cleveland | 0               | 0          | -           | -         | 0        | 0            | 0        | 0        | -        | -        | 0        |
| 2015                          | Cleveland | 12              | 339        | 28.3        | 40        | 0        | 0            | 0        | 0        | -        | -        | 0        |
| <b>NFL totals (two years)</b> |           | <b>12</b>       | <b>339</b> | <b>28.3</b> | <b>40</b> | <b>0</b> | <b>0</b>     | <b>0</b> | <b>0</b> | <b>-</b> | <b>-</b> | <b>0</b> |

**ADDITIONAL STATISTICS:** Interceptions – Andrew Luck (1). **Special-teams tackles** – 0 in 2014; 5 in 2015; NFL totals: 5. **SINGLE-GAME HIGHS & CAREER MILESTONES: TACKLES:** Total – 7, twice: at Pit., 9/7/14; vs. NO, 9/14/14. **Solo** – 6, at Pit., 9/7/14. **INTERCEPTIONS:** 1, vs. Ind., 12/7/14. **Yards** – 23, vs. Ind., 12/7/14. **Long** – 23T, vs. Ind., 12/7/14. **TDs** – 1, vs. Ind., 12/7/14. **FUMBLES: Forced** – None. **Recovered** – None. **PASSES DEFENSED:** 2, twice: vs. Oak., 10/26/14; at At., 11/23/14. **SACKS:** None. **NFL debut:** at Pit., 9/7/14. **First NFL start:** vs. NO, 9/14/14. **First NFL interception:** vs. Ind., 12/7/14. **Last NFL interception:** vs. Ind., 12/7/14 (A. Luck).

### JUSTIN GILBERT ▶ GAME-BY-GAME STATS

#### 2015, CLEVELAND

| Date               | Opp   | GP       | GS       | Tot      | So       | As       | Sk         | Yd         | Int      | Yd       | Lg       | TD       | PD       | FF       | FR       |
|--------------------|-------|----------|----------|----------|----------|----------|------------|------------|----------|----------|----------|----------|----------|----------|----------|
| 09/13 at NYJ-L     |       |          |          |          |          |          |            |            |          |          |          |          |          |          |          |
| 09/20 Ten-W        |       |          |          |          |          |          |            |            |          |          |          |          |          |          |          |
| 09/27 Oak-L        | 1     | 0        | 0        | 0        | 0        | 0.0      | 0.0        | 0          | 0        | 0        | -        | 0        | 0        | 0        | 0        |
| 10/04 at SD-L      | 1     | 2        | 2        | 0        | 0        | 0.0      | 0.0        | 0          | 0        | 0        | -        | 0        | 0        | 0        | 0        |
| 10/11 at Bal-W     | 1     | 0        | 0        | 0        | 0        | 0.0      | 0.0        | 0          | 0        | 0        | -        | 0        | 0        | 0        | 0        |
| 10/18 Den-L        | 1     | 0        | 0        | 0        | 0        | 0.0      | 0.0        | 0          | 0        | 0        | -        | 0        | 0        | 0        | 0        |
| 10/25 at StL-L     | 1     | 0        | 0        | 0        | 0        | 0.0      | 0.0        | 0          | 0        | 0        | -        | 0        | 0        | 0        | 0        |
| 11/01 Ari-L        | 1     | 0        | 0        | 0        | 0        | 0.0      | 0.0        | 0          | 0        | 0        | -        | 0        | 0        | 0        | 0        |
| 11/05 at Cin-L     | 1     | 1        | 1        | 0        | 0        | 0.0      | 0.0        | 0          | 0        | 0        | -        | 0        | 1        | 0        | 0        |
| 11/15 at Pit-L     |       |          |          |          |          |          |            |            |          |          |          |          |          |          |          |
| 11/30 Bal-L        | 1 LCB | 1        | 1        | 0        | 0        | 0.0      | 0.0        | 0          | 0        | 0        | -        | 0        | 0        | 0        | 0        |
| 12/06 Cin-L        |       |          |          |          |          |          |            |            |          |          |          |          |          |          |          |
| 12/13 SF-W         |       |          |          |          |          |          |            |            |          |          |          |          |          |          |          |
| 12/20 at Sea-L     |       |          |          |          |          |          |            |            |          |          |          |          |          |          |          |
| 12/27 at KC-L      |       |          |          |          |          |          |            |            |          |          |          |          |          |          |          |
| 01/03 Pit-L        | 1     | 0        | 0        | 0        | 0        | 0.0      | 0.0        | 0          | 0        | 0        | -        | 0        | 0        | 0        | 0        |
| <b>2015 TOTALS</b> |       | <b>9</b> | <b>1</b> | <b>4</b> | <b>4</b> | <b>0</b> | <b>0.0</b> | <b>0.0</b> | <b>0</b> | <b>0</b> | <b>-</b> | <b>0</b> | <b>1</b> | <b>0</b> | <b>0</b> |

#### 2014, CLEVELAND

| Date               | Opp  | GP        | GS       | Tot       | So        | As       | Sk         | Yd         | Int      | Yd        | Lg         | TD       | PD       | FF       | FR       |
|--------------------|------|-----------|----------|-----------|-----------|----------|------------|------------|----------|-----------|------------|----------|----------|----------|----------|
| 09/07 at Pit-L     | 1    | 7         | 6        | 1         | 0.0       | 0.0      | 0          | 0          | 0        | 0         | -          | 0        | 0        | 0        | 0        |
| 09/14 NO-W         | 1 DB | 7         | 5        | 2         | 0.0       | 0.0      | 0          | 0          | 0        | 0         | -          | 0        | 1        | 0        | 0        |
| 09/21 Bal-L        | 1    | 0         | 0        | 0         | 0.0       | 0.0      | 0          | 0          | 0        | 0         | -          | 0        | 0        | 0        | 0        |
| 10/05 at Ten-W     | 1    | 0         | 0        | 0         | 0.0       | 0.0      | 0          | 0          | 0        | 0         | -          | 0        | 0        | 0        | 0        |
| 10/12 Pit-W        | 1    | 3         | 3        | 0         | 0.0       | 0.0      | 0          | 0          | 0        | 0         | -          | 0        | 0        | 0        | 0        |
| 10/19 at Jax-L     | 1 DB | 2         | 2        | 0         | 0.0       | 0.0      | 0          | 0          | 0        | 0         | -          | 0        | 1        | 0        | 0        |
| 10/26 Oak-W        | 1    | 3         | 3        | 0         | 0.0       | 0.0      | 0          | 0          | 0        | 0         | -          | 0        | 2        | 0        | 0        |
| 11/02 TB-W         | 1    | 1         | 1        | 0         | 0.0       | 0.0      | 0          | 0          | 0        | 0         | -          | 0        | 1        | 0        | 0        |
| 11/06 at Cin-W     | 1    | 0         | 0        | 0         | 0.0       | 0.0      | 0          | 0          | 0        | 0         | -          | 0        | 0        | 0        | 0        |
| 11/16 Hou-L        | 1    | 0         | 0        | 0         | 0.0       | 0.0      | 0          | 0          | 0        | 0         | -          | 0        | 0        | 0        | 0        |
| 11/23 at Atl-W     | 1    | 1         | 1        | 0         | 0.0       | 0.0      | 0          | 0          | 0        | 0         | -          | 0        | 2        | 0        | 0        |
| 11/30 at Buf-L     |      |           |          |           |           |          |            |            |          |           |            |          |          |          |          |
| 12/07 Ind-L        | 1    | 4         | 3        | 1         | 0.0       | 0.0      | 1          | 23         | 23T      | 1         | 1          | 1        | 0        | 0        | 0        |
| 12/14 Cin-L        | 1    | 1         | 1        | 0         | 0.0       | 0.0      | 0          | 0          | 0        | 0         | -          | 0        | 0        | 0        | 0        |
| 12/21 at Car-L     | 1    | 0         | 0        | 0         | 0.0       | 0.0      | 0          | 0          | 0        | 0         | -          | 0        | 0        | 0        | 0        |
| 12/28 at Bal-L     |      |           |          |           |           |          |            |            |          |           |            |          |          |          |          |
| <b>2014 TOTALS</b> |      | <b>14</b> | <b>2</b> | <b>29</b> | <b>25</b> | <b>4</b> | <b>0.0</b> | <b>0.0</b> | <b>1</b> | <b>23</b> | <b>23T</b> | <b>0</b> | <b>8</b> | <b>0</b> | <b>0</b> |



# JOHN GRECO

**POSITION** ▶ OFFENSIVE LINE  
**SCHOOL** ▶ TOLEDO

77



**HT:** 6-4 // **WT:** 318 // **BORN:** 3/24/85 // **ACQUIRED:** TR. [ST. L.] '11 // **NFL EXPERIENCE:** NINTH YEAR

Selected by St. Louis Rams in third round [65th overall] of 2008 NFL Draft, April 27, 2008...Traded by Rams to Cleveland Browns for conditional 2012 seventh-round selection, July 31, 2011.

**SEASONAL REVIEWS:**

**2015:** Started at RG in 14 games...Placed on injured reserve [knee], Dec. 22...[12/13] vs. SF: In 24-10 victory, helped Browns record 230 rushing yards, team's most since 2010 [230, vs. NE, 11/7] and tied for third-most since 1999...[12/20] at Sea.: Started at RG...Sustained knee injury on opening drive and did not return.

**2014:** Started all 16 games [15 at RG, one at C]...Did not miss an offensive snap...Helped Browns record 17 rushing touchdowns, fourth-most in the NFL, and rush for more than 150 yards in five games...[10/12] vs. Pit.: In 31-10 victory, started at RG and shifted to C in the second quarter, following an injury to Alex Mack, marking his first career snaps at center...[10/19] at Jax.: Made first career start at C.

**2013:** Started 14 games, 13 at LG and one at RG...Played every offensive snap at LG from Weeks 1-13 before sustaining knee injury at NE [12/8]...[12/29] at Pit.: Returned from knee injury, started at RG in season finale.

**2012:** Played in 14 games including 10 starts at LG...Part of a line that helped pave the way for Trent Richardson who rushed for 950 yards, 11 touchdowns and 1,317 total yards from scrimmage – all of which were Browns rookie records.

**2011:** Appeared in 15 games in a reserve role...Used primarily on special teams and short yardage situations... [10/16] at Oak.: Saw most extensive action of the season as he took over at RG for an injured Shawn Lauvao [knee] in the second quarter and played the remainder of the contest.

**2010:** Saw action in six games at RG...In Weeks 5-7, helped blocking efforts as Steven Jackson topped the 100-yard rushing mark in three consecutive contests.

**AT A GLANCE**

- ▶ Last name is pronounced GRECK-oh.
- ▶ Played high school [Boardman High School], college [Toledo] and professional [Browns] football in Ohio. Grew up a Browns fan.
- ▶ Has made starts at LG, RG and C during his Browns career.
- ▶ Previously worked at General Electric in Akron where he swept up broken light bulbs.
- ▶ Loves to cook at home and collects cookbooks. Has competed in cooking challenges with celebrity chefs.

**2009:** Appeared in 11 games with three starts...Part of an offensive line that helped Steven Jackson amass 1,738 yards from scrimmage, the second most in the NFC.

**2008:** Saw action in nine games with one start...[9/14] vs. NYG: Made NFL debut on special teams...[12/28] at Atl.: Earned first NFL start.

**College:** Four-year letterman at the University of Toledo [2004-07]...Three-time All-Mid-American Conference selection, earning the honor in each of this final three seasons...Started 49 consecutive games, including his final 36 at left tackle...As a senior, helped the Rockets lead the MAC in rushing [208.5 yards per game] and total offense [447.8 yards per game]...Majored in marketing.



## VETERANS

# GRECO continued...

**Personal:** Given name is John Patrick Greco...Last name is pronounced GRECK-oh...Native of Youngstown, Ohio...Grew up a Browns fan...Married, Jodi, with a daughter, Giavanna...**High School:** Attended Boardman High School...Earned first team All-Conference and second team All-Region honors as a senior...Also lettered in basketball...**Community Involvement:** Does a lot of charitable work at the Potential Development School for Autism in Youngstown...

Named the American Legion Man of the Year in 2014...Founded the "Greco's Mission" season ticket program which provides tickets, apparel and food for the Heart Reach Ministry...**Hobbies/Interests:** Enjoys golfing...Loves to cook at home and collects cookbooks...Has competed in cooking challenges celebrity chefs...Previously worked at General Electric in Akron, where he swept up broken light bulbs.

## JOHN GRECO ▶ CAREER STATS

| Year                            | Team      | GP        | GS        |
|---------------------------------|-----------|-----------|-----------|
| 2008                            | St. Louis | 9         | 1         |
| 2009                            | St. Louis | 11        | 3         |
| 2010                            | St. Louis | 6         | 0         |
| 2011                            | Cleveland | 15        | 0         |
| 2012                            | Cleveland | 14        | 10        |
| 2013                            | Cleveland | 14        | 14        |
| 2014                            | Cleveland | 16        | 16        |
| 2015                            | Cleveland | 14        | 14        |
| <b>NFL totals (eight years)</b> |           | <b>99</b> | <b>58</b> |

**CAREER MILESTONES:** NFL debut: vs. NYG, 9/14/08. First NFL start: at Atl., 12/28/08.

## BUCKEYE STATE BORN & BRED

Three Browns players – OL John Greco, DL John Hughes III and DL Jamie Meder – have played high school, college and professional football in The Buckeye State. Greco, who has played in 73 games with 54 starts since joining the Browns in 2011, attended Boardman High School in Youngstown prior to his four-year career at Toledo. A Ghanna, Ohio native from Lincoln High School, Hughes has played in 52 games for the Browns since completing his college career at Cincinnati. Meder is a native of Parma Heights, Ohio and played football at Valley Forge High School and Ashland.



## VETERANS

# ROBERT GRIFFIN III

**POSITION** ▶ QUARTERBACK  
**SCHOOL** ▶ BAYLOR

# 10



**HT:** 6-2 // **WT:** 218 // **BORN:** 2/12/90 // **ACQUIRED:** FA - '16 // **NFL EXPERIENCE:** FIFTH YEAR

**PRO BOWL SELECTIONS:** ONE [2012]



Originally selected by the Washington Redskins in the first round (second overall) of the 2012 NFL Draft...Waived by the Redskins on March 7, 2016...Signed by the Cleveland Browns on March 24, 2016.

### CAREER HIGHLIGHTS:

Named the Associated Press Offensive Rookie of the Year and PFW/PFWA Rookie of the Year and Offensive Rookie of the Year...Selected to the Pro Bowl in his rookie season...Set NFL rookie records for passer rating (102.4), interception percentage (1.27) and rushing yards by a quarterback (815)...His 815 rushing yards in 2012 rank sixth most by a QB in a single season in NFL history...Fifth QB in league history to throw for more than 3,000 yards in his first two seasons.

### SEASONAL REVIEWS:

**2015:** Inactive 15 weeks...Active but did not play in one game.

**2014:** Started seven of nine games, completing 147 of 214 attempts for 1,694 yards four TDs and six INTs... [9/7] at Hou.: Completed a season-high 78.4 percent of his passes, completing 29 of 37 attempts...Finished with 267 yards and a 96.7 passer rating... [9/14] vs. Jax.: Left the game with an ankle injury...Inactive Weeks 3-8 as a result... [11/2] at Min.: Completed 18 of 28 attempts for 251 yards and a TD in his return from an ankle injury... [12/14] at NYG: Completed 18 passes for 236 yards and a TD on 27 attempts...Ran for season-high 46 yards on five rushes... [12/28] vs. Dal.: Completed 27 of 41 attempts for 336 yards and a TD...Also ran for 19 yards and a TD on six attempts.

**2013:** Started the first 13 games of the season...Completed 274 of 456 attempts for 3,203 yards 16 TDs and 12 INTs...Rushed for 489 yards on 86 carries... [9/9] vs. Phi.: Threw for 329 yards, two TDs and two INTs on 30 of 49 attempts... [9/15] at GB: Completed 26 of 40 passes for 320 yards, three TDs and one INT for a QB rating of 104.2... [9/22] vs. Det.: Threw for 300+ yards for the third consecutive game to open the season...Completed 32 of 50 attempts for 326 yards and one INT...Ran for 37 yards on six carries... [10/13] at Dal.: Threw for 246 yards and one INT

### AT A GLANCE

- ▶ **Named Associated Press 2012 NFL Offensive Rookie of the Year.**
- ▶ **Born in Japan where his parents were stationed in the military.**
- ▶ **Won the Heisman Trophy at Baylor in 2011, in addition to the Davey O'Brien Award, Manning Award, National Player of the Year Award and Big-12 Player of the Year Award**
- ▶ **Started foundation in 2015 called "Family of 3" which helps support three families a year while carrying a theme throughout that family is always there for each other.**

on 19 of 39 passing...Ran nine times for 77 yards... [10/20] vs. Chi.: Completed 18 of 29 attempts for 298 yards, two TDs and one INT...Recorded a 105.2 QB rating...Rushed 11 times for 84 yards... [11/7] at Min.: Threw for 281 yards and three TDs on 24 of 37 passing for a season-high QB rating of 114.8...Added seven rushes for 44 yards... [12/1] vs. NYG: Ran for a season-high 88 yards on 12 carries... Threw for 207 yards on 24 of 32 passing and a 102.0 QB rating...Inactive for the final three weeks of the season.

**2012:** Selected to Pro Bowl...Named Associated Press NFL Offensive Rookie of the Year...Named the PFW/PFWA Rookie of the Year and Offensive Rookie of the Year...Set NFL rookie records for passer rating (102.4), interception percentage (1.27) and rushing yards by a quarterback (815)...Finished the year with 3,200 yards, 20 TDs and five INTs on 258 of 393 passing...Rushed for 815 yards and seven TDs on 120 carries... [9/9] at NO: Made his first career NFL start in season opener...Completed 19 of 26 attempts for 320 yards, two TDs and a QB rating of 139.9...Ran nine times for 42 yards...Threw his first

STAFF

PLAYERS

2015 SEASON

HISTORY

RECORDS

GAME DAY





# VETERANS

## GRIFFIN continued...

career TD pass on an 88-yard connection with WR Pierre Garçon...Marked the first player in NFL history to throw for 300 yards or more and two TDs or more with no interceptions in an NFL debut...[9/30] at TB: Completed 26 of 35 attempts for 323 yards...Ran for 36 yards and a score on eight attempts, marking his third consecutive week with a rushing TD...[10/14] vs. Min.: Threw for 182 yards, one TD and one INT on 17 of 22 passing...Ran for a career-high 138 yards and two TDs on 13 rushes...Became the second quarterback (Michael Vick) since the 1970 league merger to rush for 130 or more yards and two TDs in a game...Set a franchise single-game rushing record for a quarterback, becoming the first quarterback in franchise history to run for 100 yards in a game...[11/18] vs. Phi.: Completed 14 of 15 attempts for four TDs and a career-high 158.3 QB rating...Rushed 12 times for 84 yards...Threw for 304 yards, four TDs and one INT for a QB rating of 131.8...Became the third NFL player (Randall Cunningham, Michael Vick) and the first rookie in NFL history to throw for 200 yards and four TDs while rushing for 75 yards in a game...[11/22] at Dal.: Threw for 304 yards, four TDs and one INT...Became the first rookie in NFL history to throw four TD passes in consecutive games.

**College:** Started 40 of 41 games at Baylor...Finished his college career with 26 single-season, 20 career and eight single-game school records...Threw for 10,366 career yards, 78 TDs and 17 INTs, while rushing for 2,254 career yards and 33 TDs on 528 carries...Won the Heisman Trophy, Davey O'Brien Award, Manning Award, National Player of the Year Award and Big-12 Player of the Year Award as a junior in 2011 after throwing for 4,293 yards, 37 TDs and six INTs and rushing for 699 yards and 10 TDs on 179 carries...Also earned consensus All-America and first-team All-Big-12 honors, along with the Big-12 Offensive Player

of the Year Award...Started all 13 games as a sophomore, completing 304 of 454 attempts for 3,501 yards, 22 TDs and eight INTs and running for 635 yards and eight TDs on 149 carries...Started the first three games of the 2009 season as a true sophomore before suffering a season-ending injury to the ACL in his right knee...Redshirted after he was granted a medical hardship waiver for the season...Started 11 of 12 games played as a true freshman, throwing for 2,091 yards, 15 TDs and three INTs on 160 of 267 passing...Ran for a career-high 843 yards and 13 TDs on 173 carries...Graduated with a degree in political science.

**Personal:** Given name is Robert Lee Griffin III...Born in Okinawa, Japan where his parents were stationed in the military...Native of Copperas Cove, Texas...**High School:** Attended Copperas Cove High School in Copperas Cove, Texas...As a starter in his final two seasons, led the team to a 25-4 record with 3,357 yards, 41 TDs and nine INTs to go along with 2,161 rushing yards and 32 scores...Also ran track, setting Texas records with a 13.55-second time in the 110-meter hurdles and 35.33-second time in the 300-meter hurdles... Named Gatorade Texas Boys Track & Field Athlete of Year in 2007...**Community Involvement:** Started his own foundation in 2015 called "Family of 3" which helps support three families a year while carrying a theme throughout that family is always there for each other...Each year, chooses one family from three different backgrounds: military, underprivileged youth, and those affected by abuse and domestic violence...Foundation also has ability for those to pledge funds to support additional families throughout the year from similar backgrounds...**Hobbies/Interests:** Enjoys singing gospel music...Favorite movie is John Q and favorite TV show is King of Queens... Lists Fred Hammond as his favorite artist.

### ROBERT GRIFFIN III ▶ CAREER STATS

| PASSING                        |            |           |           |              |            |             | Yds/         |            |           |           |            |            |            | Yds         |  |  |
|--------------------------------|------------|-----------|-----------|--------------|------------|-------------|--------------|------------|-----------|-----------|------------|------------|------------|-------------|--|--|
| Year                           | Team       | GP        | GS        | Att          | Cmp        | Pct         | Yds          | Att        | TD        | Int       | Lg         | Sk         | Lst        | Rating      |  |  |
| 2012                           | Washington | 15        | 15        | 393          | 258        | 65.6        | 3,200        | 8.1        | 20        | 5         | 88T        | 30         | 217        | 102.4       |  |  |
| 2013                           | Washington | 13        | 13        | 456          | 274        | 60.1        | 3,203        | 7.0        | 16        | 12        | 62T        | 38         | 274        | 82.2        |  |  |
| 2014                           | Washington | 9         | 7         | 214          | 147        | 68.7        | 1,694        | 7.9        | 4         | 6         | 69T        | 33         | 227        | 86.9        |  |  |
| 2015                           | Washington | 0         | 0         | 0            | 0          | -           | 0            | -          | 0         | 0         | -          | 0          | 0          | -           |  |  |
| <b>NFL totals (four years)</b> |            | <b>37</b> | <b>35</b> | <b>1,063</b> | <b>679</b> | <b>63.9</b> | <b>8,097</b> | <b>7.6</b> | <b>40</b> | <b>23</b> | <b>88T</b> | <b>101</b> | <b>718</b> | <b>90.6</b> |  |  |

| RUSHING                        |            |           |           |            |             |            |            |          |          | RECEIVING |          |          |          |  |
|--------------------------------|------------|-----------|-----------|------------|-------------|------------|------------|----------|----------|-----------|----------|----------|----------|--|
| Year                           | Team       | GP        | GS        | No         | Yds         | Avg        | Lg         | TD       | No       | Yds       | Avg      | Lg       | TD       |  |
| 2012                           | Washington | 15        | 15        | 120        | 815         | 6.8        | 76t        | 7        | 0        | 0         | -        | -        | 0        |  |
| 2013                           | Washington | 13        | 13        | 86         | 489         | 5.7        | 26         | 0        | 0        | 0         | -        | -        | 0        |  |
| 2014                           | Washington | 9         | 7         | 38         | 176         | 4.6        | 23         | 1        | 0        | 0         | -        | -        | 0        |  |
| 2015                           | Washington | 0         | 0         | 0          | 0           | -          | -          | 0        | 0        | 0         | -        | -        | 0        |  |
| <b>NFL totals (four years)</b> |            | <b>37</b> | <b>35</b> | <b>244</b> | <b>1480</b> | <b>6.1</b> | <b>76t</b> | <b>8</b> | <b>0</b> | <b>0</b>  | <b>-</b> | <b>-</b> | <b>0</b> |  |

STAFF

PLAYERS

2015 SEASON

HISTORY

RECORDS

GAME DAY



# GRIFFIN continued...

**ADDITIONAL STATISTICS:** Career record as starting QB – 14-23 (.378). **300-yard passing games** – 7 (336, vs. Dal., 12/28/14; 329, vs. Phi., 9/9/13; 326, vs. Det., 9/22/13; 323, vs. TB, 9/30/12; 320, at NO, 9/9/12; 320, at GB, 9/15/13; 304, at Dal., 11/22/12). **Multiple-TD pass games** – 10 (4, vs. Phi., 11/18/12; 4, at Dal., 11/22/12; 3, at GB, 9/15/13; 3, at Min., 11/07/13; 2, at NO, 9/9/12; 2, at NYG, 10/21/12; 2, at Phi., 12/23/12; 2, vs. Phi., 9/9/13; 2, vs. Chi., 10/20/13; 2, at Phi., 11/17/13). **FUMBLES:** 12 (2 lost) in 2012, 11 (3 lost) in 2013, 9 (4 lost) in 2014; NFL totals: 32 (10 lost).

**SINGLE-GAME HIGHS & CAREER MILESTONES:** **PASSING:** Attempts – 50, vs. Det., 9/22/13. Completions – 32, vs. Det. L., 9/22/13. Completion percentage – 93.3 (14 of 15), vs. Phi., 11/18/12. Yards – 336, vs. Dal., 12/28/14. TDs – 4 (2), vs. Phi., 11/18/12; at Dal., 11/22/2012. Long – 88T (P. Garcon), at NO, 9/9/12. **QB Rating** – 158.3, vs. Phi., 11/18/12. **Interceptions** – 2, four times; last: vs. Dal., 12/28/14. **RUSHING:** Attempts – 13, twice; last, vs. Cin., 9/23/12. Yards – 138, vs. Min., 10/14/12. Long – 76t, vs. Min., 10/14/12. TDs – 2, twice; last: vs. St. L., 9/16/12. **RECEIVING** – None. **NFL debut:** at NO, 9/9/12. **First NFL start:** at NO, 9/9/12. **First NFL touchdown:** at NO, 9/9/12 (P. Garcon, 88 yards). **Last NFL interception:** vs. Dal., 12/28/14 (B. Carter). **First win:** at NO, 9/9/12. **First rushing TD:** at St. L., 9/16/12. **First interception:** at St. L., 9/16/12 (C. Finnegan).

## ROBERT GRIFFIN III ▶ GAME-BY-GAME STATS

### 2015, WASHINGTON

| Date               | Opp      | PASSING  |          |          |          |          |            |          |          |          |          | RUSHING    |          |          |          |          |
|--------------------|----------|----------|----------|----------|----------|----------|------------|----------|----------|----------|----------|------------|----------|----------|----------|----------|
|                    |          | GP       | GP       | Att      | Cmp      | Yds      | Pct        | TD       | INT      | LG       | SK       | Rtg        | Att      | Yds      | TD       |          |
| 09/13              | Mia-L    |          |          |          |          |          |            |          |          |          |          |            |          |          |          |          |
| 09/20              | StL-W    |          |          |          |          |          |            |          |          |          |          |            |          |          |          |          |
| 09/24              | at NYG-L |          |          |          |          |          |            |          |          |          |          |            |          |          |          |          |
| 10/04              | Phi-W    |          |          |          |          |          |            |          |          |          |          |            |          |          |          |          |
| 10/11              | at Atl-L |          |          |          |          |          |            |          |          |          |          |            |          |          |          |          |
| 10/18              | at NYJ-L |          |          |          |          |          |            |          |          |          |          |            |          |          |          |          |
| 10/25              | TB-W     |          |          |          |          |          |            |          |          |          |          |            |          |          |          |          |
| 11/08              | at NE-L  |          |          |          |          |          |            |          |          |          |          |            |          |          |          |          |
| 11/15              | NO-W     |          |          |          |          |          |            |          |          |          |          |            |          |          |          |          |
| 11/22              | at Car-L |          |          |          |          |          |            |          |          |          |          |            |          |          |          |          |
| 11/29              | NYG-W    |          |          |          |          |          |            |          |          |          |          |            |          |          |          |          |
| 12/07              | Dal-L    |          |          |          |          |          |            |          |          |          |          |            |          |          |          |          |
| 12/13              | at Chi-W |          |          |          |          |          |            |          |          |          |          |            |          |          |          |          |
| 12/20              | Buf-W    |          |          |          |          |          |            |          |          |          |          |            |          |          |          |          |
| 12/26              | at Phi-W |          |          |          |          |          |            |          |          |          |          |            |          |          |          |          |
| 01/03              | at Dal-W |          |          |          |          |          |            |          |          |          |          |            |          |          |          |          |
| <b>2015 TOTALS</b> |          | <b>0</b> | <b>0</b> | <b>0</b> | <b>0</b> | <b>0</b> | <b>0.0</b> | <b>0</b> | <b>0</b> | <b>0</b> | <b>0</b> | <b>0.0</b> | <b>0</b> | <b>0</b> | <b>0</b> | <b>0</b> |

### 2014, WASHINGTON

| Date               | Opp      | PASSING  |          |            |            |              |             |          |          |            |           | RUSHING     |           |            |          |  |
|--------------------|----------|----------|----------|------------|------------|--------------|-------------|----------|----------|------------|-----------|-------------|-----------|------------|----------|--|
|                    |          | GP       | GS       | Att        | Cmp        | Yds          | Pct         | TD       | INT      | LG         | SK        | Rtg         | Att       | Yds        | TD       |  |
| 09/07              | at Hou-L | 1        | QB       | 37         | 29         | 267          | 78.4        | 0        | 0        | 48         | 3         | 96.7        | 3         | 2          | 0        |  |
| 09/14              | Jax-W    | 1        | QB       | 3          | 2          | 38           | 66.7        | 0        | 0        | 19         | 1         | 109.7       | 2         | 22         | 0        |  |
| 09/21              | at Phi-L |          |          |            |            |              |             |          |          |            |           |             |           |            |          |  |
| 09/25              | NYG-L    |          |          |            |            |              |             |          |          |            |           |             |           |            |          |  |
| 10/06              | Sea-L    |          |          |            |            |              |             |          |          |            |           |             |           |            |          |  |
| 10/12              | at Ari-L |          |          |            |            |              |             |          |          |            |           |             |           |            |          |  |
| 10/19              | Ten-W    |          |          |            |            |              |             |          |          |            |           |             |           |            |          |  |
| 10/27              | at Dal-W |          |          |            |            |              |             |          |          |            |           |             |           |            |          |  |
| 11/02              | at Min-L | 1        | QB       | 28         | 18         | 251          | 64.3        | 1        | 1        | 56         | 5         | 90.0        | 7         | 24         | 0        |  |
| 11/16              | TB-L     | 1        | QB       | 32         | 23         | 207          | 71.9        | 1        | 2        | 30T        | 6         | 73.3        | 6         | 41         | 0        |  |
| 11/23              | at SF-L  | 1        | QB       | 19         | 11         | 106          | 57.9        | 0        | 0        | 32         | 5         | 73.6        | 4         | 11         | 0        |  |
| 11/30              | at Ind-L |          |          |            |            |              |             |          |          |            |           |             |           |            |          |  |
| 12/07              | StL-L    | 1        |          | 4          | 3          | 33           | 75.0        | 0        | 0        | 18         | 1         | 99.0        | 0         | 0          | 0        |  |
| 12/14              | at NYG-L | 1        |          | 27         | 18         | 236          | 66.7        | 1        | 0        | 61         | 7         | 106.4       | 5         | 46         | 0        |  |
| 12/20              | Phi-W    | 1        | QB       | 23         | 16         | 220          | 69.6        | 0        | 1        | 55         | 2         | 81.8        | 5         | 11         | 0        |  |
| 12/28              | Dal-L    | 1        | QB       | 41         | 27         | 336          | 65.9        | 1        | 2        | 69T        | 3         | 78.9        | 6         | 19         | 1        |  |
| <b>2014 TOTALS</b> |          | <b>9</b> | <b>7</b> | <b>214</b> | <b>147</b> | <b>1,694</b> | <b>68.7</b> | <b>4</b> | <b>6</b> | <b>69T</b> | <b>33</b> | <b>86.9</b> | <b>38</b> | <b>176</b> | <b>1</b> |  |



# GRIFFIN continued...

## 2013, WASHINGTON

| Date               | Opp      | GP       | GS       | PASSING    |            |              |             |           |           |            |           |             | RUSHING   |            |          |
|--------------------|----------|----------|----------|------------|------------|--------------|-------------|-----------|-----------|------------|-----------|-------------|-----------|------------|----------|
|                    |          |          |          | Att        | Cmp        | Yds          | Pct         | TD        | INT       | LG         | SK        | Rtg         | Att       | Yds        | TD       |
| 09/09              | Phi-L    | 1        |          | 49         | 30         | 329          | 61.2        | 2         | 2         | 27         | 3         | 77.7        | 5         | 24         | 0        |
| 09/15              | at GB-L  | 1        |          | 40         | 26         | 320          | 65.0        | 3         | 1         | 44         | 1         | 104.2       | 4         | 1          | 0        |
| 09/22              | Det-L    | 1        |          | 50         | 32         | 326          | 64.0        | 0         | 1         | 27         | 2         | 74.3        | 6         | 37         | 0        |
| 09/29              | at Oak-W | 1        |          | 31         | 18         | 227          | 58.1        | 1         | 0         | 33         | 1         | 91.7        | 3         | 10         | 0        |
| 10/13              | at Dal-L | 1        |          | 39         | 19         | 246          | 48.7        | 0         | 1         | 29         | 3         | 58.3        | 9         | 77         | 0        |
| 10/20              | Chi-W    | 1        |          | 29         | 18         | 298          | 62.1        | 2         | 1         | 45T        | 1         | 105.2       | 11        | 84         | 0        |
| 10/27              | at Den-L | 1        |          | 30         | 15         | 132          | 50.0        | 1         | 2         | 17         | 3         | 45.4        | 5         | 7          | 0        |
| 11/03              | SD-W     | 1        |          | 32         | 23         | 291          | 71.9        | 0         | 1         | 38         | 0         | 86.8        | 6         | 17         | 0        |
| 11/07              | at Min-L | 1        |          | 37         | 24         | 281          | 64.9        | 3         | 0         | 32         | 4         | 114.8       | 7         | 44         | 0        |
| 11/17              | at Phi-L | 1        |          | 35         | 17         | 264          | 48.6        | 2         | 1         | 62T        | 4         | 81.1        | 10        | 44         | 0        |
| 11/25              | SF-L     | 1        |          | 26         | 16         | 118          | 61.5        | 0         | 1         | 18         | 6         | 56.3        | 4         | 27         | 0        |
| 12/01              | NYG-L    | 1        |          | 32         | 24         | 207          | 75.0        | 1         | 0         | 20         | 5         | 102.0       | 12        | 88         | 0        |
| 12/08              | KC-L     | 1        |          | 26         | 12         | 164          | 46.2        | 1         | 1         | 30         | 5         | 63.6        | 4         | 29         | 0        |
| 12/15              | at Atl-L |          |          |            |            |              |             |           |           |            |           |             |           |            |          |
| 12/22              | Dal-L    |          |          |            |            |              |             |           |           |            |           |             |           |            |          |
| 12/29              | at NYG-L |          |          |            |            |              |             |           |           |            |           |             |           |            |          |
| <b>2013 TOTALS</b> |          | <b>0</b> | <b>0</b> | <b>456</b> | <b>274</b> | <b>3,203</b> | <b>60.1</b> | <b>16</b> | <b>12</b> | <b>62T</b> | <b>38</b> | <b>82.2</b> | <b>86</b> | <b>489</b> | <b>0</b> |

## 2012, WASHINGTON

| Date               | Opp      | GP        | GS        | PASSING    |            |              |             |           |          |            |           |              | RUSHING    |            |          |
|--------------------|----------|-----------|-----------|------------|------------|--------------|-------------|-----------|----------|------------|-----------|--------------|------------|------------|----------|
|                    |          |           |           | Att        | Cmp        | Yds          | Pct         | TD        | INT      | LG         | SK        | Rtg          | Att        | Yds        | TD       |
| 09/09              | at NO-W  | 1         | QB        | 26         | 19         | 320          | 73.1        | 2         | 0        | 88T        | 2         | 139.9        | 9          | 42         | 0        |
| 09/16              | at StL-L | 1         | QB        | 29         | 20         | 206          | 69.0        | 1         | 1        | 68T        | 1         | 86.3         | 11         | 82         | 2        |
| 09/23              | Cin-L    | 1         | QB        | 34         | 21         | 221          | 61.8        | 1         | 0        | 29         | 5         | 90.4         | 13         | 74         | 1        |
| 09/30              | at TB-W  | 1         | QB        | 35         | 26         | 323          | 74.3        | 0         | 0        | 30         | 1         | 102.4        | 8          | 36         | 1        |
| 10/07              | Atl-L    | 1         | QB        | 15         | 10         | 91           | 66.7        | 0         | 0        | 20         | 2         | 82.9         | 1          | 7          | 0        |
| 10/14              | Min-W    | 1         | QB        | 22         | 17         | 182          | 77.3        | 1         | 1        | 30         | 1         | 97.2         | 13         | 138        | 2        |
| 10/21              | at NYG-L | 1         | QB        | 28         | 20         | 258          | 71.4        | 2         | 1        | 30T        | 3         | 108.9        | 9          | 89         | 0        |
| 10/28              | at Pit-L | 1         | QB        | 34         | 16         | 177          | 47.1        | 1         | 0        | 37         | 1         | 72.8         | 6          | 8          | 0        |
| 11/04              | Car-L    | 1         | QB        | 39         | 23         | 215          | 59.0        | 0         | 0        | 25         | 4         | 74.2         | 11         | 53         | 0        |
| 11/18              | Phi-W    | 1         | QB        | 15         | 14         | 200          | 93.3        | 4         | 0        | 61T        | 2         | 158.3        | 12         | 84         | 0        |
| 11/22              | at Dal-W | 1         | QB        | 27         | 19         | 304          | 70.4        | 4         | 1        | 68T        | 3         | 131.8        | 7          | 29         | 0        |
| 12/03              | NYG-W    | 1         | QB        | 21         | 13         | 163          | 61.9        | 1         | 0        | 35         | 0         | 101.9        | 5          | 72         | 0        |
| 12/09              | Bal-W    | 1         | QB        | 26         | 15         | 242          | 57.7        | 1         | 0        | 31         | 3         | 101.8        | 7          | 34         | 0        |
| 12/16              | at Cle-W |           |           |            |            |              |             |           |          |            |           |              |            |            |          |
| 12/23              | at Phi-W | 1         | QB        | 24         | 16         | 198          | 66.7        | 2         | 1        | 29         | 1         | 102.4        | 2          | 4          | 0        |
| 12/30              | Dal-W    | 1         | QB        | 18         | 9          | 100          | 50.0        | 0         | 0        | 18         | 1         | 66.9         | 6          | 63         | 1        |
| <b>2012 TOTALS</b> |          | <b>15</b> | <b>15</b> | <b>393</b> | <b>258</b> | <b>3,200</b> | <b>65.6</b> | <b>20</b> | <b>5</b> | <b>88T</b> | <b>30</b> | <b>102.4</b> | <b>120</b> | <b>815</b> | <b>7</b> |



## VETERANS

# JOE HADEN

**POSITION** ▶ DEFENSIVE BACK

**SCHOOL** ▶ FLORIDA

# 23



**HT:** 5-11 // **WT:** 195 // **BORN:** 4/14/89 // **ACQUIRED:** D1 - '10 // **NFL EXPERIENCE:** SEVENTH YEAR

**PRO BOWL SELECTIONS:** TWO (2013, 2014)



Selected after junior season by Cleveland Browns in first round (seventh overall) of 2013 NFL Draft, April 22, 2010.

### CAREER HIGHLIGHTS:

A standout corner who usually lines up on opposing team's top wide receiver...Two-time Pro Bowl honoree and served as a Pro Bowl captain in 2014...According to press box totals, his 89 passes defended rank second since he entered the NFL in 2010...Named second team AP All-Pro in 2013... Named the inaugural recipient of the Browns NFL Sportsmanship Award in 2014.

### SEASONAL REVIEWS:

**2015:** Started all five games, registering 22 tackles, two passes defended and one fumble recovery...Placed on injured reserve (concussion), Dec. 14...[9/20] vs. Ten.: During 28-14 victory in home opener, totaled six tackles, one pass defended and one fumble recovery.

**2014:** Named to second career Pro Bowl and served as team captain...Along with Tashaun Gipson and Donte Whitner, marked the first time in team history that the club had three defensive backs selected to the Pro Bowl the same year...Led team and finished second in NFL with 20 passes defended...Along with Buster Skrine (18), made Browns only NFL team with multiple players accruing 18+ passes defended...Named the inaugural recipient of the Browns NFL Sportsmanship Award...Helped the Browns finish first in the NFL in opponent passer rating (74.1) and passes defended (99)...[11/6] at Cin.: In 24-3 primetime win, amassed three tackles, two passes defended and one fumble recovery...Helped limit Pro Bowl WR AJ Green to three receptions for 23 yards...Member of Browns defense that limited Bengals to 79 net passing yards, second fewest by NFL team in 2014...[11/16] vs. Hou.: Posted career-high 13 tackles and intercepted Ryan Mallett in end zone... [11/23] at Atl.: During 26-24 win, registered five solo tackles and one interception, his second in as many games...In second quarter, picked off Matt Ryan to set up Browns FG... [11/30] at Buf.: Recorded one solo tackle, one interception, two passes defended and one blocked FG...Became first NFL player to record an INT and blocked FG in game since Michael Griffin in 2012.

### AT A GLANCE

- ▶ **Named Special Olympics' Global Ambassador in 2015, becoming the first professional football player to ever hold that distinction. His younger brother, Jacob, is a Special Olympics athlete. Joe credits Jacob as his inspiration.**
- ▶ **His 89 passes defended since entering the NFL in 2010 are the second most in the league during that span, trailing only his teammate Tramon Williams (92).**
- ▶ **The oldest of five brothers, whose names all begin with the letter J (Josh, Jordan, Jacob and Jonathon).**
- ▶ **Owns over 1,200 pairs of shoes as part of his ever-growing collection. His favorite pair is the Nike Air Mag, which was the shoe Marty McFly wore during the movie Back to the Future II. Opened a sneaker store, The Restock Cleveland, in November 2014.**
- ▶ **Signed a contract extension in 2014 through the 2019 season. Promptly made a charitable donation to the Greater Cleveland Food Bank, helping provide 40,000 meals for families in Northeast Ohio area after signing his deal.**

**2013:** Earned first Pro Bowl selection...AP second-team All-Pro honoree...Also named to the All-AFC team by the Pro Football Writers of America (PFWA)...Started 15 games and registered 60 tackles, four interceptions, one interception-TD and a career-high 21 passes defended...Ranked second on team in interceptions and passes defended...Recorded four interceptions from Weeks 9-17, tied for the most in the NFL during that stretch...Accord-



## VETERANS

# HADEN continued...

ing to STATS LLC, he and Buster Skrine made the Browns one of only two teams [Ravens] with two players posting 19+ passes defended...[10/13] vs. Det.: Limited Pro Bowl WR Calvin Johnson to three receptions for 25 yards with a 10-yard long...[10/27] at KC: Totaled season-high three passes defended...Only two receptions allowed in his coverage gained 7 yards and 5 yards, neither resulting in first down...Held WR Dwayne Bowe to one reception, only 10th game in wide receiver's first 96 career games with one or fewer...[11/17] at Cin.: Posted both first career multiple-interception game (two) and interception-return TD (29 yards)...Helped limit Pro Bowl WR A.J. Green to two receptions for 7 yards, neither of which occurred in his coverage...Helped limit Andy Dalton to 93 passing yards...In first quarter, picked off back-to-back Dalton passes.

**2012:** Started all 11 games he played...Registered 51 tackles, 10 passes defended, three interceptions and one forced fumble...Interception total tied for first on the team...Suspended for games 2-5 by the NFL for violating the league's policy on performance enhancing substances...[9/9] vs. Phi.: Intercepted a Michael Vick pass and returned it 50 yards during the season opener...[10/14] at Cin.: Intercepted an Andy Dalton pass and returned it 14 yards...[11/25] vs. Pit.: Recorded an interception, which was one of eight total turnovers forced by the Browns on the day.

**2011:** Started 15 games...Helped the Browns finish second in the NFL in pass defense, Cleveland's highest finish in that category since 1962...Led team with 19 passes defended, a figure that ranked sixth in the NFL and fourth in the AFC...Also posted 65 tackles, one sack, a fumble recovery and a forced fumble...Named to USA Today's All-Joe Team for unheralded prime performers in 2011...[9/11] vs. Cin.: Tallied three tackles, a sack and a career-high five pass defenses.

**2010:** Played in all 16 games with seven starts...Collected 57 tackles, six interceptions for 101 yards, a team-best 18 pass breakups, a sack and a forced fumble on defense...On special teams, added eight tackles and four kickoff returns for a 24.0-yard average...Key member of a punt coverage unit that allowed an average of 7.1 yards per return, a figure that was fifth-best in the NFL, while they also downed 29 punts inside the 20... Named to the Sporting News All-Rookie team, the PFW/PFWA All-Rookie defense team and the USA Today's All-Joe Team for unheralded prime performers in 2010...One of five finalists for the Pepsi Rookie of the Year award...Interception total led the team, tied for fifth in the NFL and was the second-highest figure among NFL rookies [New England's Devin McCourty, seven]...Had an interception in four straight weeks [9-12],

the first Brown to do so since Ernie Kellerman in 1968...His six interceptions were the most by a Browns rookie since Anthony Henry had 10 in 2001...His interception total tied with Ken Gorgal and Bert Rechichar for the fourth-highest figure by a Browns rookie...Named the NFL Defensive Rookie of the Month for November after registering 15 tackles, seven passes defended and three interceptions... [10/17] at Pit.: Recorded first career interception and returned it 62 yards...[12/5] at Mia: Posted five tackles, an interception and a season-high four passes defended as the Browns held the Dolphins to 167 net passing yards... Also marked the fourth straight in which he had an interception...[12/26] vs. Bal.: Registered five tackles and an interception...Also came up with the first sack of his career as well as a forced fumble.

**College:** Started all 40 career games at the University of Florida [2007-09] before entering the NFL prior to his senior season...Recorded 218 tackles, 3.5 sacks, eight interceptions for 166 yards...Added 34 passes defended, three forced fumbles, two fumble recoveries and one blocked FG...In his final season, was a unanimous first-team All-American, first-team All-Southeastern Conference selection and a finalist for the Jim Thorpe Award, presented annually to the top defensive back in college football...Tied for third on the team with 68 tackles, while adding three sacks, two forced fumbles, four interceptions and five special teams tackles in 2009...Helped the Gators own the fourth-best pass defense in the nation [152.8 yards per game]...Earned second-team All-SEC honors in 2008, after ranking second on the team with a career-high 87 tackles, one half sack, one forced fumble, one fumble recovery, one blocked kick and three interceptions...Returned an interception 88 yards to tie for the fourth-longest interception return in team history...After two position changes [from QB to WR to DB] prior to playing in his first collegiate contest, he became the first true freshman in Florida history to start at CB in his first career game...Earned Freshman All-America first-team and SEC All-Freshman team honors after recording 63 tackles, one fumble recovery and one interception...Sociology major.

**Personal:** Born Joseph Walter Haden III...Born in Fort Washington, Md...The oldest of five brothers, whose names all begin with the letter J [Josh, Jordan, Jacob and Jonathan]...Was the first college football player in his family as two of his younger brothers [Josh and Jordan] played collegiately at the University of Toledo...Married [Sarah]...

**High School:** Attended Friendly High School in Md...A four-year starter at quarterback who set a Maryland public school record with 7,371 career passing yards, while tying the career mark for TD passes with 80...Passed for 2,783 yards with 38 touchdowns, while rushing for 899



## HADEN continued...

yards and 13 TDs as a senior...Led his team to the Class 3A state football title with a 14-0 record as a senior...Also started for his school's basketball team that won a state title...Graduated early and enrolled in college in January of 2007...**Community Involvement:** Named Special Olympics' Global Ambassador in 2015, becoming the first professional football player to ever hold that distinction...Younger brother, Jacob, is a Special Olympics athlete...Active in the Cleveland community and founded the "Haden Nation" ticket program, which provided tickets, apparel and food for the Children's Hunger Alliance and Fatima Family Center...Promptly made a charitable donation to the Greater Cleveland Food Bank, helping provide 40,000 meals for families in Northeast Ohio area after signing his contract extension with the Browns through the 2019 season...

Founder of the Joe Haden Elite Football Experience sports camp benefiting boys grades 3-8...Has a foundation in memory of his grandmother called Aunt Berta which benefits kids in need...Hosted a celebrity softball tournament in 2014 and 2015 with proceeds benefiting Special Olympics, local youth sports and educational programs...Interacts with fans through his social media account, where he has provided meals at restaurants, sponsored youth leagues and attended the Independence High School prom in 2012...**Hobbies/Interest:** Active on the Cleveland sports scene, attending Cavs and Indians games...Has more than 1,200 pairs of shoes in his collection, lists his favorite pair as Nike Air Mag, which was the shoe Marty McFly wore during the movie Back to the Future II...Opened a sneaker store, The Restock Cleveland, in November 2014.

### JOE HADEN ► CAREER STATS

| Year                          | Team      | TACKLES   |           |            |            |           |            | INTERCEPTIONS |           |            |           |          | FUMBLES   |          |          |           |
|-------------------------------|-----------|-----------|-----------|------------|------------|-----------|------------|---------------|-----------|------------|-----------|----------|-----------|----------|----------|-----------|
|                               |           | GP        | GS        | Tot        | Solo       | Asst      | Sk         | Yds           | No        | Yds        | Lg        | TD       | PD        | FF       | FR       | Yds       |
| 2010                          | Cleveland | 16        | 7         | 57         | 50         | 7         | 1.0        | 5.0           | 6         | 101        | 62        | 0        | 18        | 1        | 0        | 0         |
| 2011                          | Cleveland | 15        | 15        | 65         | 54         | 11        | 1.0        | 0.0           | 0         | 0          | -         | 0        | 19        | 1        | 1        | 0         |
| 2012                          | Cleveland | 11        | 11        | 51         | 40         | 11        | 0.0        | 0.0           | 3         | 64         | 50        | 0        | 10        | 1        | 0        | 0         |
| 2013                          | Cleveland | 15        | 15        | 60         | 54         | 6         | 0.0        | 0.0           | 4         | 57         | 29T       | 1        | 20        | 0        | 0        | 0         |
| 2014                          | Cleveland | 15        | 15        | 73         | 58         | 15        | 0.0        | 0.0           | 3         | 0          | 0         | 0        | 20        | 1        | 2        | 34        |
| 2015                          | Cleveland | 5         | 5         | 22         | 18         | 4         | 0.0        | 0.0           | 0         | 0          | -         | 0        | 2         | 0        | 1        | 0         |
| <b>NFL totals (six years)</b> |           | <b>77</b> | <b>68</b> | <b>328</b> | <b>274</b> | <b>54</b> | <b>2.0</b> | <b>5.0</b>    | <b>16</b> | <b>222</b> | <b>62</b> | <b>1</b> | <b>89</b> | <b>4</b> | <b>4</b> | <b>34</b> |

**ADDITIONAL STATISTICS:** Returned four kickoffs for 96 yards (24.0 average) in 2010. Blocked FG at Buf., 11/30/14. **Multiple-interception games** – 1 (at Cin., 11/17/13). **Career interceptions** – Andy Dalton (3), Joe Flacco (2), Chad Henne (2), Charlie Batch (1), Jimmy Clausen (1), David Garrard (1), Ryan Mallett (1), Kyle Orton (1), Ben Roethlisberger (1), Matt Ryan (1), Mark Sanchez (1), Michael Vick (1). **Career sacks** – Andy Dalton (1.0), Joe Flacco (1.0, sack-fumble). **Career forced fumbles** – Joe Flacco (1, sack-fumble), T.Y. Hilton (1), Heath Miller (1), Chris Rainey (1). **Special-teams tackles** – 8 in 2010. **SINGLE-GAME HIGHS & CAREER MILESTONES: TACKLES:** Total – 13, vs. Hou., 11/16/14. Solo – 10, vs. Hou., 11/16/14. **INTERCEPTIONS:** 2, at Cin., 11/17/13. **Yards** – 62, at Pit., 10/17/10. **Long** – 62, at Pit., 10/17/10. **TDs** – 1, at Cin., 11/17/13 (A. Dalton, 29 yards). **PASSES DEFENSED:** 5, vs. Cin., 9/11/11. **SACKS:** 1, two times; vs. Bal., 12/26/10; vs. Cin., 9/11/11. **FUMBLES: Forced** – 1, three times; last: vs. Pit., 11/25/12. **Recovered** – 1, four times; last: vs. Ten., 9/20/15. **NFL debut:** started at cornerback at TB, 9/12/10. **First NFL interception:** vs. Pit., 10/17/10 (B. Roethlisberger). **First NFL sack:** vs. Bal., 12/26/10 (J. Flacco, sack-fumble). **Last NFL INT** – at Buf., 11/30/14 (K. Orton).

### SPECIAL OLYMPICS GLOBAL AMBASSADOR

In January 2015, DB Joe Haden was named as one of Special Olympics' Global Ambassadors, becoming the first professional football player to ever receive the distinction. Haden supports the organization throughout the year and helps Special Olympics' goals to promote acceptance, inclusion and respect for individuals with intellectual disabilities.

Haden and his younger brother, Jacob, who has a cognitive disorder that affects his language and speech, have participated in Special Olympics programs.

"I am honored and proud to raise awareness for the Special Olympics movement as a Global Ambassador during one of the largest sporting events in the world," said Joe Haden. "Growing up, my brother had the opportunity to participate in the Special Olympics movement and through my involvement, I learned first-hand the tremendous value of playing sports with, and learning from, people with intellectual disabilities. It's a cause I'm truly passionate about."



# VETERANS

## HADEN continued...

### JOE HADEN ▶ GAME-BY-GAME STATS

#### 2015, CLEVELAND

| Date               | Opp   | GP       | GS       | Tot       | So        | As       | Sk                                  | Yd         | Int      | Yd       | Lg       | TD       | PD       | FF       | FR       |
|--------------------|-------|----------|----------|-----------|-----------|----------|-------------------------------------|------------|----------|----------|----------|----------|----------|----------|----------|
| 09/13 at           | NYJ-L | 1        | LCB      | 6         | 4         | 2        | 0.0                                 | 0.0        | 0        | -        | -        | 0        | 0        | 0        | 0        |
| 09/20              | Ten-W | 1        | LCB      | 6         | 4         | 2        | 0.0                                 | 0.0        | 0        | -        | -        | 0        | 1        | 0        | 1        |
| 09/27              | Oak-L | 1        | LCB      | 4         | 4         | 0        | 0.0                                 | 0.0        | 0        | -        | -        | 0        | 0        | 0        | 0        |
| 10/04 at           | SD-L  |          |          |           |           |          | ***inactive -- ribs/finger***       |            |          |          |          |          |          |          |          |
| 10/11 at           | Bal-W | 1        | LCB      | 3         | 3         | 0        | 0.0                                 | 0.0        | 0        | -        | -        | 0        | 1        | 0        | 0        |
| 10/18              | Den-L |          |          |           |           |          | ***inactive -- concussion***        |            |          |          |          |          |          |          |          |
| 10/25 at           | StL-L |          |          |           |           |          | ***inactive -- concussion***        |            |          |          |          |          |          |          |          |
| 11/01              | Ari-L | 1        | LCB      | 3         | 3         | 0        | 0.0                                 | 0.0        | 0        | -        | -        | 0        | 0        | 0        | 0        |
| 11/05 at           | Cin-L |          |          |           |           |          | ***inactive -- concussion/ankle***  |            |          |          |          |          |          |          |          |
| 11/15 at           | Pit-L |          |          |           |           |          | ***inactive -- concussion***        |            |          |          |          |          |          |          |          |
| 11/30              | Bal-L |          |          |           |           |          | ***inactive -- concussion***        |            |          |          |          |          |          |          |          |
| 12/06              | Cin   |          |          |           |           |          | ***inactive -- concussion***        |            |          |          |          |          |          |          |          |
| 12/13              | SF-W  |          |          |           |           |          | ***inactive -- concussion***        |            |          |          |          |          |          |          |          |
| 12/20 at           | Sea-L |          |          |           |           |          | ***injured reserve -- concussion*** |            |          |          |          |          |          |          |          |
| 12/27 at           | KC-L  |          |          |           |           |          | ***injured reserve -- concussion*** |            |          |          |          |          |          |          |          |
| 01/03              | Pit   |          |          |           |           |          | ***injured reserve -- concussion*** |            |          |          |          |          |          |          |          |
| <b>2015 TOTALS</b> |       | <b>5</b> | <b>5</b> | <b>22</b> | <b>18</b> | <b>4</b> | <b>0.0</b>                          | <b>0.0</b> | <b>0</b> | <b>-</b> | <b>-</b> | <b>0</b> | <b>2</b> | <b>0</b> | <b>1</b> |

#### 2014, CLEVELAND

| Date               | Opp   | GP        | GS        | Tot       | So        | As        | Sk                         | Yd         | Int      | Yd       | Lg       | TD       | PD        | FF       | FR       |
|--------------------|-------|-----------|-----------|-----------|-----------|-----------|----------------------------|------------|----------|----------|----------|----------|-----------|----------|----------|
| 09/07 at           | Pit-L | 1         | LCB       | 1         | 1         | 0         | 0.0                        | 0.0        | 0        | -        | -        | 0        | 0         | 0        | 0        |
| 09/14              | NO-W  | 1         | LCB       | 10        | 6         | 4         | 0.0                        | 0.0        | 0        | -        | -        | 0        | 1         | 0        | 0        |
| 09/21              | Bal-L | 1         | LCB       | 6         | 5         | 1         | 0.0                        | 0.0        | 0        | -        | -        | 0        | 0         | 0        | 0        |
| 10/05 at           | Ten-W | 1         | LCB       | 4         | 2         | 2         | 0.0                        | 0.0        | 0        | -        | -        | 0        | 0         | 0        | 0        |
| 10/12              | Pit-W | 1         | LCB       | 4         | 3         | 1         | 0.0                        | 0.0        | 0        | -        | -        | 0        | 2         | 0        | 0        |
| 10/19 at           | Jax-L | 1         | LCB       | 4         | 4         | 0         | 0.0                        | 0.0        | 0        | -        | -        | 0        | 0         | 0        | 0        |
| 10/26              | Oak-W | 1         | LCB       | 9         | 8         | 1         | 0.0                        | 0.0        | 0        | -        | -        | 0        | 2         | 0        | 1        |
| 11/02              | TB-W  | 1         | LCB       | 3         | 2         | 1         | 0.0                        | 0.0        | 0        | -        | -        | 0        | 3         | 0        | 0        |
| 11/06 at           | Cin-W | 1         | LCB       | 3         | 2         | 1         | 0.0                        | 0.0        | 0        | -        | -        | 0        | 2         | 0        | 1        |
| 11/16              | Hou-L | 1         | LCB       | 13        | 10        | 3         | 0.0                        | 0.0        | 1        | 0        | 0        | 0        | 1         | 0        | 0        |
| 11/23 at           | Atl-W | 1         | LCB       | 5         | 5         | 0         | 0.0                        | 0.0        | 1        | 0        | 0        | 0        | 1         | 0        | 0        |
| 11/30 at           | Buf-L | 1         | LCB       | 1         | 1         | 0         | 0.0                        | 0.0        | 1        | 0        | 0        | 0        | 2         | 0        | 0        |
| 12/07              | Ind-L | 1         | LCB       | 4         | 4         | 0         | 0.0                        | 0.0        | 0        | -        | -        | 0        | 2         | 1        | 0        |
| 12/14              | Cin-L | 1         | LCB       | 2         | 2         | 0         | 0.0                        | 0.0        | 0        | -        | -        | 0        | 1         | 0        | 0        |
| 12/21 at           | Car-L |           |           |           |           |           | ***inactive -- shoulder*** |            |          |          |          |          |           |          |          |
| 12/28 at           | Bal-L | 1         | LCB       | 4         | 3         | 1         | 0.0                        | 0.0        | 0        | -        | -        | 0        | 3         | 0        | 0        |
| <b>2014 TOTALS</b> |       | <b>15</b> | <b>15</b> | <b>73</b> | <b>58</b> | <b>15</b> | <b>0.0</b>                 | <b>0.0</b> | <b>3</b> | <b>0</b> | <b>0</b> | <b>0</b> | <b>20</b> | <b>1</b> | <b>2</b> |

#### 2013, CLEVELAND

| Date               | Opp   | GP        | GS        | Tot       | So        | As       | Sk                    | Yd         | Int      | Yd        | Lg        | TD       | PD        | FF       | FR       |
|--------------------|-------|-----------|-----------|-----------|-----------|----------|-----------------------|------------|----------|-----------|-----------|----------|-----------|----------|----------|
| 09/08              | Mia-L | 1         | CB        | 2         | 2         | 0        | 0.0                   | 0.0        | 0        | -         | -         | 0        | 1         | 0        | 0        |
| 09/15 at           | Bal-L | 1         | CB        | 4         | 4         | 0        | 0.0                   | 0.0        | 0        | -         | -         | 0        | 1         | 0        | 0        |
| 09/22 at           | Min-W | 1         | CB        | 10        | 9         | 1        | 0.0                   | 0.0        | 0        | -         | -         | 0        | 1         | 0        | 0        |
| 09/29              | Cin-W | 1         | CB        | 5         | 4         | 1        | 0.0                   | 0.0        | 0        | -         | -         | 0        | 2         | 0        | 0        |
| 10/03              | Buf-W | 1         | CB        | 5         | 5         | 0        | 0.0                   | 0.0        | 0        | -         | -         | 0        | 1         | 0        | 0        |
| 10/13              | Det-L | 1         | CB        | 3         | 3         | 0        | 0.0                   | 0.0        | 0        | -         | -         | 0        | 1         | 0        | 0        |
| 10/20 at           | GB-L  | 1         | CB        | 3         | 3         | 0        | 0.0                   | 0.0        | 0        | -         | -         | 0        | 0         | 0        | 0        |
| 10/27 at           | KC-L  | 1         | CB        | 2         | 2         | 0        | 0.0                   | 0.0        | 0        | -         | -         | 0        | 3         | 0        | 0        |
| 11/03              | Bal-W | 1         | CB        | 6         | 4         | 2        | 0.0                   | 0.0        | 1        | 0         | 0         | 0        | 2         | 0        | 0        |
| 11/17 at           | Cin-L | 1         | CB        | 1         | 1         | 0        | 0.0                   | 0.0        | 2        | 44        | 29        | 1        | 2         | 0        | 0        |
| 11/24              | Pit-L | 1         | CB        | 2         | 2         | 0        | 0.0                   | 0.0        | 0        | -         | -         | 0        | 3         | 0        | 0        |
| 12/01              | Jax-L | 1         | CB        | 5         | 4         | 1        | 0.0                   | 0.0        | 1        | 13        | 0         | 0        | 1         | 0        | 0        |
| 12/08 at           | NE-L  | 1         | CB        | 4         | 4         | 0        | 0.0                   | 0.0        | 0        | -         | -         | 0        | 0         | 0        | 0        |
| 12/15              | Chi-L | 1         | CB        | 6         | 6         | 0        | 0.0                   | 0.0        | 0        | -         | -         | 0        | 1         | 0        | 0        |
| 12/22 at           | NYJ-L | 1         | CB        | 2         | 1         | 1        | 0.0                   | 0.0        | 0        | -         | -         | 0        | 2         | 0        | 0        |
| 12/29 at           | Pit-L |           |           |           |           |          | ***inactive -- hip*** |            |          |           |           |          |           |          |          |
| <b>2013 TOTALS</b> |       | <b>15</b> | <b>15</b> | <b>60</b> | <b>54</b> | <b>6</b> | <b>0.0</b>            | <b>0.0</b> | <b>4</b> | <b>57</b> | <b>29</b> | <b>1</b> | <b>21</b> | <b>0</b> | <b>0</b> |

STAFF

PLAYERS

2015 SEASON

HISTORY

RECORDS

GAME DAY



# HADEN continued...

## 2012, CLEVELAND

| Date               | Opp   | GP                                      | GS        | Tot       | So        | As        | Sk         | Yd         | Int      | Yd        | Lg        | TD       | PD        | FF       | FR       |
|--------------------|-------|---|-----------|-----------|-----------|-----------|------------|------------|----------|-----------|-----------|----------|-----------|----------|----------|
| 09/09              | Phi-L | 1                                       | CB        | 6         | 5         | 1         | 0.0        | 0.0        | 1        | 50        | 50        | 0        | 1         | 0        | 0        |
| 09/16              | Cin-L | ***reserve/suspended by commissioner*** |           |           |           |           |            |            |          |           |           |          |           |          |          |
| 09/23              | Buf-L | ***reserve/suspended by commissioner*** |           |           |           |           |            |            |          |           |           |          |           |          |          |
| 09/27              | Bal-L | ***reserve/suspended by commissioner*** |           |           |           |           |            |            |          |           |           |          |           |          |          |
| 10/07              | NYG-L | ***reserve/suspended by commissioner*** |           |           |           |           |            |            |          |           |           |          |           |          |          |
| 10/14              | Cin-W | 1                                       | CB        | 7         | 6         | 1         | 0.0        | 0.0        | 1        | 14        | 14        | 0        | 3         | 0        | 0        |
| 10/21              | Ind-L | 1                                       | CB        | 2         | 2         | 0         | 0.0        | 0.0        | 0        | -         | -         | 0        | 0         | 0        | 0        |
| 10/28              | SD-W  | 1                                       | CB        | 8         | 5         | 3         | 0.0        | 0.0        | 0        | -         | -         | 0        | 0         | 0        | 0        |
| 11/04              | Bal-L | 1                                       | CB        | 4         | 3         | 1         | 0.0        | 0.0        | 0        | -         | -         | 0        | 1         | 0        | 0        |
| 11/18              | Dal-L | 1                                       | CB        | 3         | 2         | 1         | 0.0        | 0.0        | 1        | 0         | -         | 0        | 2         | 1        | 0        |
| 11/25              | Pit-W | ***inactive -- oblique***               |           |           |           |           |            |            |          |           |           |          |           |          |          |
| 12/02              | Oak-W | 1                                       | CB        | 4         | 4         | 0         | 0.0        | 0.0        | 0        | -         | -         | 0        | 1         | 0        | 0        |
| 12/09              | KC-W  | 1                                       | CB        | 4         | 3         | 1         | 0.0        | 0.0        | 0        | -         | -         | 0        | 0         | 0        | 0        |
| 12/16              | Was-L | 1                                       | CB        | 3         | 3         | 0         | 0.0        | 0.0        | 0        | -         | -         | 0        | 2         | 0        | 0        |
| 12/23              | Den-L | 1                                       | CB        | 4         | 3         | 1         | 0.0        | 0.0        | 0        | -         | -         | 0        | 0         | 0        | 0        |
| 12/30              | Pit-L | 1                                       | CB        | 6         | 4         | 2         | 0.0        | 0.0        | 0        | -         | -         | 0        | 0         | 0        | 0        |
| <b>2012 TOTALS</b> |       | <b>11</b>                               | <b>11</b> | <b>51</b> | <b>40</b> | <b>11</b> | <b>0.0</b> | <b>0.0</b> | <b>3</b> | <b>64</b> | <b>50</b> | <b>0</b> | <b>10</b> | <b>1</b> | <b>0</b> |

## 2011, CLEVELAND

| Date               | Opp   | GP                     | GS        | Tot       | So        | As        | Sk         | Yd         | Int      | Yd       | Lg       | TD       | PD        | FF       | FR       |
|--------------------|-------|------------------------|-----------|-----------|-----------|-----------|------------|------------|----------|----------|----------|----------|-----------|----------|----------|
| 09/11              | Cin-L | 1                      | CB        | 3         | 1         | 2         | 1.0        | 0.0        | 0        | -        | -        | 0        | 5         | 0        | 0        |
| 09/18              | Ind-W | 1                      | CB        | 5         | 5         | 0         | 0.0        | 0.0        | 0        | -        | -        | 0        | 0         | 0        | 0        |
| 09/25              | Mia-W | 1                      | CB        | 4         | 4         | 0         | 0.0        | 0.0        | 0        | -        | -        | 0        | 1         | 0        | 0        |
| 10/02              | Ten-L | 1                      | CB        | 1         | 1         | 0         | 0.0        | 0.0        | 0        | -        | -        | 0        | 2         | 0        | 0        |
| 10/16              | Oak-L | ***inactive -- knee*** |           |           |           |           |            |            |          |          |          |          |           |          |          |
| 10/23              | Sea-W | 1                      | CB        | 5         | 4         | 1         | 0.0        | 0.0        | 0        | -        | -        | 0        | 1         | 0        | 0        |
| 10/30              | SF-L  | 1                      | CB        | 6         | 5         | 1         | 0.0        | 0.0        | 0        | -        | -        | 0        | 1         | 0        | 0        |
| 11/06              | Hou-L | 1                      | CB        | 7         | 7         | 0         | 0.0        | 0.0        | 0        | -        | -        | 0        | 0         | 0        | 0        |
| 11/13              | StL-L | 1                      | CB        | 4         | 4         | 0         | 0.0        | 0.0        | 0        | -        | -        | 0        | 3         | 0        | 0        |
| 11/20              | Jax-W | 1                      | CB        | 4         | 4         | 0         | 0.0        | 0.0        | 0        | -        | -        | 0        | 3         | 0        | 0        |
| 11/27              | Cin-L | 1                      | CB        | 5         | 5         | 0         | 0.0        | 0.0        | 0        | -        | -        | 0        | 0         | 0        | 0        |
| 12/04              | Bal-L | 1                      | CB        | 3         | 3         | 0         | 0.0        | 0.0        | 0        | -        | -        | 0        | 1         | 0        | 0        |
| 12/08              | Pit-L | 1                      | CB        | 8         | 5         | 3         | 0.0        | 0.0        | 0        | -        | -        | 0        | 0         | 1        | 0        |
| 12/18              | Ari-L | 1                      | CB        | 4         | 2         | 2         | 0.0        | 0.0        | 0        | -        | -        | 0        | 0         | 0        | 0        |
| 12/24              | Bal-L | 1                      | CB        | 2         | 1         | 1         | 0.0        | 0.0        | 0        | -        | -        | 0        | 2         | 0        | 0        |
| 01/01              | Pit-L | 1                      | CB        | 4         | 3         | 1         | 0.0        | 0.0        | 0        | -        | -        | 0        | 0         | 0        | 1        |
| <b>2011 TOTALS</b> |       | <b>15</b>              | <b>15</b> | <b>65</b> | <b>54</b> | <b>11</b> | <b>1.0</b> | <b>0.0</b> | <b>0</b> | <b>-</b> | <b>-</b> | <b>0</b> | <b>19</b> | <b>1</b> | <b>1</b> |

## 2010, CLEVELAND

| Date               | Opp   | GP        | GS       | Tot       | So        | As       | Sk         | Yd         | Int      | Yd         | Lg        | TD       | PD        | FF       | FR       |
|--------------------|-------|-----------|----------|-----------|-----------|----------|------------|------------|----------|------------|-----------|----------|-----------|----------|----------|
| 09/12              | TB-L  | 1         | CB       | 2         | 2         | 0        | 0.0        | 0.0        | 0        | -          | -         | 0        | 1         | 0        | 0        |
| 09/19              | KC-L  | 1         |          | 2         | 1         | 1        | 0.0        | 0.0        | 0        | -          | -         | 0        | 0         | 0        | 0        |
| 09/26              | Bal-L | 1         |          | 2         | 1         | 1        | 0.0        | 0.0        | 0        | -          | -         | 0        | 1         | 0        | 0        |
| 10/03              | Cin-W | 1         |          | 4         | 4         | 0        | 0.0        | 0.0        | 0        | -          | -         | 0        | 1         | 0        | 0        |
| 10/10              | Atl-L | 1         |          | 1         | 1         | 0        | 0.0        | 0.0        | 0        | -          | -         | 0        | 0         | 0        | 0        |
| 10/17              | Pit-L | 1         |          | 2         | 2         | 0        | 0.0        | 0.0        | 1        | 62         | 62        | 0        | 1         | 0        | 0        |
| 10/24              | NO-W  | 1         |          | 6         | 5         | 1        | 0.0        | 0.0        | 0        | -          | -         | 0        | 0         | 0        | 0        |
| 11/07              | NE-W  | 1         |          | 3         | 2         | 1        | 0.0        | 0.0        | 0        | -          | -         | 0        | 1         | 0        | 0        |
| 11/14              | NYJ-L | 1         |          | 6         | 6         | 0        | 0.0        | 0.0        | 1        | -          | 0         | 0        | 2         | 0        | 0        |
| 11/21              | Jax-L | 1         |          | 3         | 3         | 0        | 0.0        | 0.0        | 1        | 27         | 27        | 0        | 3         | 0        | 0        |
| 11/28              | Car-W | 1         | CB       | 3         | 2         | 1        | 0.0        | 0.0        | 1        | 12         | 12        | 0        | 1         | 0        | 0        |
| 12/05              | Mia-W | 1         | CB       | 5         | 4         | 1        | 0.0        | 0.0        | 1        | 0          | 0         | 0        | 4         | 0        | 0        |
| 12/12              | Buf-L | 1         | CB       | 0         | 0         | 0        | 0.0        | 0.0        | 0        | -          | -         | 0        | 1         | 0        | 0        |
| 12/19              | Cin-L | 1         | CB       | 7         | 6         | 1        | 0.0        | 0.0        | 0        | -          | -         | 0        | 0         | 0        | 0        |
| 12/26              | Bal-L | 1         | CB       | 5         | 5         | 0        | 1.0        | 5.0        | 1        | 0          | 0         | 0        | 1         | 1        | 0        |
| 01/02              | Pit-L | 1         | CB       | 6         | 6         | 0        | 0.0        | 0.0        | 0        | -          | -         | 0        | 1         | 0        | 0        |
| <b>2010 TOTALS</b> |       | <b>16</b> | <b>7</b> | <b>57</b> | <b>50</b> | <b>7</b> | <b>1.0</b> | <b>5.0</b> | <b>6</b> | <b>101</b> | <b>62</b> | <b>0</b> | <b>18</b> | <b>1</b> | <b>0</b> |





## VETERANS

# ANDREW HAWKINS

**POSITION** ▶ WIDE RECEIVER  
**SCHOOL** ▶ TOLEDO

# 16



**HT:** 5-7 // **WT:** 180 // **BORN:** 3/10/86 // **ACQUIRED:** RFA (CIN.) - '14 // **NFL EXPERIENCE:** SIXTH YEAR

Signed by St. Louis Rams as reserve/future free agent, Jan. 12, 2011...Waived by Rams, July 31, 2011...Claimed off waivers by Cincinnati Bengals, Aug. 1, 2011...Waived by Bengals, Sept. 3, 2011...Re-signed by Bengals to practice squad, Sept. 5, 2011...Promoted by Bengals to active roster, Sept. 20, 2011...Re-signed by Bengals as exclusive-rights free agent, April 15, 2013...Signed to offer sheet by Cleveland Browns as restricted free agent, March 13, 2014... Assigned to Browns after Bengals chose not to exercise first-refusal rights, March 19, 2014.

### SEASONAL REVIEWS:

**2015:** Started all eight games played at WR...Totaled 27 catches for 276 yards...Placed on injured reserve (concussion), Dec. 23...[10/11] at Bal.: In 33-30 OT win in division opener, totaled seven catches for 49 yards...Hauled in reception for two-point conversion that gave Cleveland 30-27 lead with 3:03 left in regulation.

**2014:** Led Browns and posted career highs in receptions (63) and receiving yards (824)...Added two touchdown catches...Started all 15 games played...[9/14] vs. NO: During 26-24 victory, tied team high with six catches for 70 yards...With 13 seconds remaining, hauled in 28-yard catch that placed Browns at 11-yard line to set up game-winning FG...[10/19] at Jax.: Registered a career-best 112 receiving yards on five catches, including a career-long 65-yard reception...[10/26] vs. Oak.: During 23-13 win, posted a team-best seven receptions for a game-high 88 yards, including 4-yard TD, his first with Browns.

**2013:** Missed the first eight games with an ankle injury suffered during training camp...Played in the final eight games...Finished with 12 receptions for 199 yards and a team-best 16.6-yard average per reception...[12/1] at S.D.: Caught three passes for 65 yards, including a long of 50 yards...[12/29] vs. Bal.: Recorded three receptions for a season-high 74 yards.

**2012:** Played in 14 games with two starts...Finished third on the team with 51 receptions and 533 yards receiving...Rushed for 30 yards on six carries...[9/10] at Bal.: Led the team with a career-high eight receptions for 86 yards...[9/16] vs. Cle.: Caught two passes for 56 yards, including his first career NFL TD, a 56-yard pass from Andy Dalton...[9/23] at Was.: Finished with two catches for 66 yards and a TD...[11/11] vs. NYG: Hauled in three receptions for 16 yards and a TD...[12/9] vs. Dal.: Led the team with six receptions for 44 yards, including an 8-yard TD.

### AT A GLANCE

- ▶ Began his NFL career with the Browns as a tryout player at the team's 2008 rookie minicamp. Later, spent two years in the CFL with the Montreal Alouettes, helping the team capture consecutive Grey Cup championships in 2009-10.
- ▶ Is currently pursuing his master's degree in sports management from Columbia University.
- ▶ Finished runner up on the reality TV show "4th and Long" hosted by Michael Irvin that aired on Spike in 2009. The winner of the show (Jesse Holley) earned a roster spot with the Dallas Cowboys during training camp. The show featured six WRs against six DBs and was filmed at the Cotton Bowl, where the players slept in the locker room.
- ▶ Held several odd jobs after college. He worked at a wind turbine factory in Toledo, Ohio, that manufactured engines for giant windmills, where he did everything from operating a forklift to sweeping floors. He also worked as a caddy at a country club and interned as a scout with the Detroit Lions. The Lions offered him a long-term position in their player personnel department, but Hawkins turned them down, intent on pursuing a playing career.
- ▶ Played WR and DB in college, becoming Toledo's first two-way player in 40-plus years.



# HAWKINS continued...

**2011:** Played in 13 games...Totaled 23 receptions for 263 yards...Added five rushes for 25 yards and five tackles on special teams...Spent the first two weeks on the Bengals' practice squad and was inactive in Week 3...[10/3] vs. Buf.: Made NFL debut...Caught two passes for 45 yards.

**CFL:** Played with the Montreal Alouettes from 2009-10 and helped the team capture consecutive Grey Cup championships...Played under current Ravens offensive coordinator Marc Trestman.

**College:** Played four seasons [2004-07] at Toledo...Appeared in 37 games as a WR and CB...Totaled 67 receptions for 634 yards and five TDs [four receiving, one rushing]...Added two forced fumbles, one blocked punt and 21 tackles...Became Toledo's first two-way player in 40-plus years...Earned a degree in business management...Enrolled at Columbia University master's degree program in 2016, completed work towards a sports management degree.

**Personal:** Given name Andrew Austin Wyatt Hawkins... Nickname is Hawk...Native of Johnstown, Pa...Married, Kisha, and has a son, Austin, and twin daughters, Aubree Rae

and Autumn...Brother, Artrell, was a second-round draft pick by Cincinnati in 1998 and was a S with the Bengals [1998-03], Panthers [2004] and Patriots [2005-06]... Father, Artrell Sr., signed with Pittsburgh as an undrafted free agent in 1981, but never appeared in a game...Currently is pursuing his master's degree in sports management from Columbia University...Held several odd jobs after college, including working at a wind turbine factory and as a caddy at a country club...Also interned as a scout with the Detroit Lions and served as a graduate assistant coach at Toledo...**High School:** Attended Bishop McCort High School...Named second-team all-state as a DB and earned all-conference honors as a RB...**Community Involvement:** Hosted a holiday takeover the past two seasons, purchasing presents for Cleveland students and donated \$10,000 for a computer lab...Volunteered at the Cleveland Food Bank and donated turkeys for families in need during Thanksgiving...**Hobbies/Interests:** Avid rugby fan...Finished runner up on the reality TV show 4th and Long hosted by Michael Irvin that aired on Spike in 2009... Appeared as an extra in the 2011 George Clooney film, *Ides of March*...Enjoys filming skits with his son for social media, with several videos going viral in 2014 and 2015.

## ANDREW HAWKINS ▶ CAREER STATS

| Year                           | Team       | RECEIVING |           |            |              |             |           | RUSHING  |           |           |            |           |          |
|--------------------------------|------------|-----------|-----------|------------|--------------|-------------|-----------|----------|-----------|-----------|------------|-----------|----------|
|                                |            | GP        | GS        | No         | Yds          | Avg         | Lg        | TD       | Att       | Yds       | Avg        | Lg        | TD       |
| 2011                           | Cincinnati | 13        | 0         | 23         | 263          | 11.4        | 26        | 0        | 5         | 25        | 5.0        | 8         | 0        |
| 2012                           | Cincinnati | 14        | 2         | 51         | 533          | 10.5        | 59T       | 4        | 6         | 30        | 5.0        | 11        | 0        |
| 2013                           | Cincinnati | 8         | 0         | 12         | 199          | 16.6        | 50        | 0        | 2         | 3         | 1.5        | 6         | 0        |
| 2014                           | Cleveland  | 15        | 15        | 63         | 824          | 13.1        | 65        | 2        | 3         | 15        | 5.0        | 8         | 0        |
| 2015                           | Cleveland  | 8         | 8         | 27         | 276          | 10.2        | 25        | 0        | 0         | 0         | -          | 0         | 0        |
| <b>NFL totals (five years)</b> |            | <b>58</b> | <b>25</b> | <b>176</b> | <b>2,095</b> | <b>11.9</b> | <b>65</b> | <b>6</b> | <b>16</b> | <b>73</b> | <b>4.6</b> | <b>11</b> | <b>0</b> |

| PLAYOFFS          |            | RECEIVING |          |          |           |            |           | RUSHING  |          |          |            |          |          |
|-------------------|------------|-----------|----------|----------|-----------|------------|-----------|----------|----------|----------|------------|----------|----------|
| Year              | Team       | GP        | GS       | No       | Yds       | Avg        | Lg        | TD       | Att      | Yds      | Avg        | Lg       | TD       |
| 2011              | Cincinnati | 1         | 0        | 1        | 8         | 8.0        | 8         | 0        | 0        | 0        | 0.0        | -        | 0        |
| 2012              | Cincinnati | 1         | 0        | 2        | 15        | 7.5        | 8         | 0        | 0        | 0        | 0.0        | -        | 0        |
| 2013              | Cincinnati | 1         | 0        | 3        | 20        | 6.7        | 10        | 0        | 0        | 0        | 0.0        | -        | 0        |
| <b>Postseason</b> |            | <b>3</b>  | <b>0</b> | <b>6</b> | <b>43</b> | <b>7.2</b> | <b>10</b> | <b>0</b> | <b>0</b> | <b>0</b> | <b>0.0</b> | <b>-</b> | <b>0</b> |

**ADDITIONAL STATISTICS:** 100-yard receiving games – 1 (112, at Jax., 10/19/14). **Multiple-receiving TD games** – None. **Misc. tackles** – 1 in 2011, 3 in 2012, 1 in 2013; 1 in 2014; 1 in 2015; NFL totals: 7. **Misc. fumble recoveries** – 2 (1, at Bal., 11/20/11; 1, at Bal., 11/10/13). **Special-teams tackles:** 4 in 2011, 2 in 2012, 3 in 2013; 2 in 2014; NFL totals: 11. **FUMBLES** – 1 in 2012, 1 in 2013; NFL totals: 2 (none lost).

**SINGLE-GAME HIGHS & CAREER MILESTONES:** **RECEIVING:** **Receptions** – 8, two times: at Pit., 9/7/14; at Bal., 9/10/12. **Yards** – 112, at Jax., 10/19/14. **TDs** – 1, six times: last: vs. Hou., 11/16/14. **Long** – 65, at Jax., 10/19/14. **RUSHING:** **Attempts** – 2, two times; at Was., 9/23/12; at Car., 12/21/14. **Yards** – 16, at Was., 9/23/12. **TDs** – None. **Long** – 11, at Was., 9/23/12. **KICKOFF RETURNS:** **Attempts** – None. **PUNT RETURNS:** **Attempts** – None. **NFL debut:** vs. Buf., 10/2/11. **First NFL start:** vs. NYG, 11/11/12. **First NFL reception:** vs. Buf., 10/2/11. (25 yards, A. Dalton) **First NFL TD:** vs. GB, 9/16/12. (50 yards, A. Dalton). **Last NFL TD:** vs. Hou., 11/16/14 (32 yards, B. Hoyer).



# VETERANS

# HAWKINS continued...

## ANDREW HAWKINS ▶ GAME-BY-GAME STATS

### 2015, CLEVELAND

| Date               | Opp                                 | GP       | GS        | No         | Yds         | Avg       | Lg       | TD |
|--------------------|-------------------------------------|----------|-----------|------------|-------------|-----------|----------|----|
| 09/13 at NYJ-L     | 1 WR                                | 3        | 24        | 8.0        | 11          | 0         |          |    |
| 09/20 Ten-W        | 1 WR                                | 3        | 43        | 14.3       | 18          | 0         |          |    |
| 09/27 Oak-L        | 1 WR                                | 2        | 18        | 9.0        | 10          | 0         |          |    |
| 10/04 at SD-L      | 1 WR                                | 2        | 27        | 13.5       | 18          | 0         |          |    |
| 10/11 at Bal-W     | 1 WR                                | 7        | 49        | 7.0        | 22          | 0         |          |    |
| 10/18 Den-L        | 1 WR                                | 1        | 25        | 25.0       | 25          | 0         |          |    |
| 10/25 at StL-L     | 1 WR                                | 2        | 21        | 10.5       | 19          | 0         |          |    |
| 11/01 Ari-L        | ***inactive -- concussion***        |          |           |            |             |           |          |    |
| 11/05 at Cin-L     | ***inactive -- concussion***        |          |           |            |             |           |          |    |
| 11/15 at Pit-L     | 1 WR                                | 7        | 69        | 9.9        | 16          | 0         |          |    |
| 11/30 Bal-L        | ***inactive -- concussion***        |          |           |            |             |           |          |    |
| 12/06 Cin-L        | ***inactive -- concussion***        |          |           |            |             |           |          |    |
| 12/13 SF-W         | ***inactive -- concussion***        |          |           |            |             |           |          |    |
| 12/20 at Sea-L     | ***inactive -- concussion***        |          |           |            |             |           |          |    |
| 12/27 at KC-L      | ***injured reserve -- concussion*** |          |           |            |             |           |          |    |
| 01/03 Pit-L        | ***injured reserve -- concussion*** |          |           |            |             |           |          |    |
| <b>2015 TOTALS</b> | <b>8</b>                            | <b>8</b> | <b>27</b> | <b>276</b> | <b>10.2</b> | <b>25</b> | <b>0</b> |    |

### 2014, CLEVELAND

| Date               | Opp                          | GP        | GS        | No         | Yds         | Avg       | Lg       | TD |
|--------------------|------------------------------|-----------|-----------|------------|-------------|-----------|----------|----|
| 09/7 at Pit-L      | 1 WR                         | 8         | 87        | 10.9       | 25          | 0         |          |    |
| 09/14 NO-W         | 1 WR                         | 6         | 70        | 11.7       | 28          | 0         |          |    |
| 09/21 Bal-L        | 1 WR                         | 7         | 87        | 12.4       | 29          | 0         |          |    |
| 10/5 at Ten-W      | 1 WR                         | 3         | 26        | 8.7        | 11          | 0         |          |    |
| 10/12 Pit-W        | 1 WR                         | 0         | 0         | -          | -           | 0         |          |    |
| 10/19 at Jax-L     | 1 WR                         | 5         | 112       | 22.4       | 65          | 0         |          |    |
| 10/26 Oak-W        | 1 WR                         | 7         | 88        | 12.6       | 32          | 1         |          |    |
| 11/2 TB-W          | 1 WR                         | 3         | 34        | 11.3       | 20          | 0         |          |    |
| 11/6 at Cin-W      | ***inactive -- knee/thigh*** |           |           |            |             |           |          |    |
| 11/16 Hou-L        | 1 WR                         | 6         | 97        | 16.2       | 32T         | 1         |          |    |
| 11/23 at Atl-W     | 1 WR                         | 5         | 93        | 18.6       | 40          | 0         |          |    |
| 11/30 at Buf-L     | 1 WR                         | 2         | 24        | 12.0       | 15          | 0         |          |    |
| 12/7 Ind-L         | 1 WR                         | 4         | 38        | 9.5        | 20          | 0         |          |    |
| 12/14 Cin-L        | 1 WR                         | 2         | 7         | 3.5        | 4           | 0         |          |    |
| 12/21 at Car-L     | 1 WR                         | 1         | 28        | 28.0       | 28          | 0         |          |    |
| 12/28 at Bal-L     | 1 WR                         | 4         | 33        | 8.3        | 15          | 0         |          |    |
| <b>2014 TOTALS</b> | <b>15</b>                    | <b>15</b> | <b>63</b> | <b>824</b> | <b>12.2</b> | <b>65</b> | <b>2</b> |    |

### 2013, CINCINNATI

| Date                    | Opp   | GP       | GS        | No         | Yds         | Avg       | Lg       | TD |
|-------------------------|---|----------|-----------|------------|-------------|-----------|----------|----|
| 09/08 at Chi-L          | ***injured reserve/designated for return*** |          |           |            |             |           |          |    |
| 09/16 Pit-W             | ***injured reserve/designated for return*** |          |           |            |             |           |          |    |
| 09/22 GB-W              | ***injured reserve/designated for return*** |          |           |            |             |           |          |    |
| 09/29 at Cle-L          | ***injured reserve/designated for return*** |          |           |            |             |           |          |    |
| 10/06 NE-W              | ***injured reserve/designated for return*** |          |           |            |             |           |          |    |
| 10/13 at Buf-W          | ***injured reserve/designated for return*** |          |           |            |             |           |          |    |
| 10/20 at Det-W          | ***injured reserve/designated for return*** |          |           |            |             |           |          |    |
| 10/27 NYJ-W             | ***injured reserve/designated for return*** |          |           |            |             |           |          |    |
| 10/31 at Mia-L          | 1   | 1        | 10        | 10.0       | 10          | 0         |          |    |
| 11/10 at Bal-L          | 1   | 0        | 0         | -          | -           | 0         |          |    |
| 11/17 Cle-W             | 1   | 1        | 6         | 6.0        | 6           | 0         |          |    |
| 12/01 at SD-W           | 1   | 3        | 65        | 21.7       | 50          | 0         |          |    |
| 12/08 Ind-W             | 1   | 1        | 7         | 7.0        | 7           | 0         |          |    |
| 12/15 at Pit-L          | 1   | 0        | 0         | -          | -           | 0         |          |    |
| 12/22 Min-W             | 1   | 3        | 37        | 12.3       | 34          | 0         |          |    |
| 12/29 Bal-W             | 1   | 3        | 74        | 24.7       | 38          | 0         |          |    |
| <b>13 TOTALS</b>        | <b>8</b>                                    | <b>0</b> | <b>12</b> | <b>199</b> | <b>16.6</b> | <b>50</b> | <b>0</b> |    |
| 01/05 SD-L1             | 1   | 3        | 20        | 6.7        | 10          | 0         |          |    |
| 1-AFC Wild Card playoff |   |          |           |            |             |           |          |    |

### 2012, CINCINNATI

| Date                    | Opp                    | GP       | GS        | No         | Yds         | Avg        | Lg       | TD |
|-------------------------|------------------------|----------|-----------|------------|-------------|------------|----------|----|
| 09/10 at Bal-L          | 1                      | 8        | 86        | 10.8       | 27          | 0          |          |    |
| 09/16 Cle-W             | 1                      | 2        | 56        | 28.0       | 50T         | 1          |          |    |
| 09/23 at Was-W          | 1                      | 2        | 66        | 33.0       | 59T         | 1          |          |    |
| 09/30 at Jac-W          | 1                      | 3        | 39        | 13.0       | 31          | 0          |          |    |
| 10/07 Mia-L             | 1                      | 5        | 47        | 9.4        | 24          | 0          |          |    |
| 10/14 at Cle-L          | 1                      | 5        | 35        | 7.0        | 11          | 0          |          |    |
| 10/21 Pit-L             | 1                      | 2        | 17        | 8.5        | 13          | 0          |          |    |
| 11/04 Den-L             | 1                      | 4        | 32        | 8.0        | 18          | 0          |          |    |
| 11/11 NYG-W             | 1 WR                   | 3        | 16        | 5.3        | 11T         | 1          |          |    |
| 11/18 at KC-W           | ***inactive -- knee*** |          |           |            |             |            |          |    |
| 11/25 Oak-W             | ***inactive -- knee*** |          |           |            |             |            |          |    |
| 12/02 at SD-W           | 1 WR                   | 5        | 47        | 9.4        | 17          | 0          |          |    |
| 12/09 Dal-L             | 1                      | 6        | 44        | 7.3        | 11          | 1          |          |    |
| 12/13 at Phi-W          | 1                      | 0        | 0         | -          | -           | 0          |          |    |
| 12/23 at Pit-W          | 1                      | 3        | 30        | 10.0       | 19          | 0          |          |    |
| 12/30 Bal-W             | 1                      | 3        | 18        | 6.0        | 8           | 0          |          |    |
| <b>12 TOTALS</b>        | <b>14</b>              | <b>2</b> | <b>51</b> | <b>533</b> | <b>10.5</b> | <b>59T</b> | <b>4</b> |    |
| 01/05 at Hou-L1         | 1                      | 2        | 15        | 7.5        | 8           | 0          |          |    |
| 1-AFC Wild Card playoff |                        |          |           |            |             |            |          |    |

### 2011, CINCINNATI

| Date                    | Opp                  | GP       | GS        | No         | Yds         | Avg       | Lg       | TD |
|-------------------------|----------------------|----------|-----------|------------|-------------|-----------|----------|----|
| 09/11 at Cle-W          | ***practice squad*** |          |           |            |             |           |          |    |
| 09/18 at Den-L          | ***practice squad*** |          |           |            |             |           |          |    |
| 09/25 SF-L              | ***practice squad*** |          |           |            |             |           |          |    |
| 10/02 Buf-W             | 1                    | 2        | 43        | 21.5       | 25          | 0         |          |    |
| 10/09 at Jac-W          | 1                    | 2        | 6         | 3.0        | 9           | 0         |          |    |
| 10/16 Ind-W             | 1                    | 1        | 7         | 7.0        | 7           | 0         |          |    |
| 10/30 at Sea-W          | 1                    | 0        | 0         | -          | -           | 0         |          |    |
| 11/06 at Ten-W          | 1                    | 0        | 0         | -          | -           | 0         |          |    |
| 11/13 Pit-L             | 1                    | 5        | 56        | 11.2       | 25          | 0         |          |    |
| 11/20 at Bal-L          | 1                    | 4        | 47        | 11.8       | 19          | 0         |          |    |
| 11/27 Cle-W             | 1                    | 2        | 27        | 13.5       | 19          | 0         |          |    |
| 12/04 at Pit-L          | 1                    | 1        | 8         | 8.0        | 8           | 0         |          |    |
| 12/11 Hou-L             | 1                    | 1        | 22        | 22.0       | 22          | 0         |          |    |
| 12/18 at StL-W          | 1                    | 1        | 10        | 10.0       | 10          | 0         |          |    |
| 12/24 Ari-W             | 1                    | 1        | 3         | 3.0        | 3           | 0         |          |    |
| 01/01 Bal-L             | 1                    | 3        | 34        | 11.3       | 26          | 0         |          |    |
| <b>11 TOTALS</b>        | <b>13</b>            | <b>0</b> | <b>23</b> | <b>263</b> | <b>11.4</b> | <b>26</b> | <b>0</b> |    |
| 01/07 at Hou-L1         | 1                    | 1        | 8         | 8.0        | 8           | 0         |          |    |
| 1-AFC Wild Card playoff |                      |          |           |            |             |           |          |    |

STAFF

PLAYERS

2015 SEASON

HISTORY

RECORDS

GAME DAY



## VETERANS

# JOHN HUGHES III

**POSITION** ▶ DEFENSIVE LINE

**SCHOOL** ▶ CINCINNATI

# 93



**HT:** 6-2 // **WT:** 320 // **BORN:** 4/27/89 // **ACQUIRED:** D3 - '12 // **NFL EXPERIENCE:** FIFTH YEAR

Selected by Cleveland Browns in third round (87th overall) of 2012 NFL Draft, April 27, 2012...Re-signed by the Browns on March 13, 2015.

### SEASONAL REVIEWS:

**2015:** Played in all 16 games with three starts...Posted 24 tackles, 1.5 sacks, one forced fumble and one fumble recovery...[9/20] vs. Ten.: During 28-14 victory in home opener, recorded career-high 1.5 sacks and first career forced fumble.

**2014:** Played in five games, starting three...Registered 17 tackles...Placed on injured reserve/designated to return on Oct. 27 due to knee injury sustained vs. Oak. [10/26]... Returned and started in the season finale...[10/12] vs. Pit.: In 31-10 victory, assisted on one tackle and deflected Ben Roethlisberger's pass at line of scrimmage to help cause Buster Skrine's interception...[12/28] at Bal.: Totaled career-high seven tackles.

**2013:** Played in first 15 games, starting two...Posted 48 tackles, one sack, 10 QB harassments, three tackles for loss, three passes defended and first career fumble recovery...Totaled career-best three passes defended, most among Browns DL...[9/22] at Min.: Posted five tackles, one sack and two QB harassments.

**2012:** Played in all 16 games with two starts...Registered 34 tackles and three sacks...Sack total tied for 10th among all NFL rookie DL and was third among rookie interior linemen...[9/16] at Cin.: Recorded first career sack.

**College:** Started 26 of his 50 career games at the University of Cincinnati (2008-11)...Totaled 141 career tackles, nine sacks, one forced fumble and one fumble recovery... As a senior, notched 51 tackles, five sacks and a blocked kick...Majored in criminal justice.

### AT A GLANCE

- ▶ Played high school (Lincoln High School), college (Cincinnati) and professional (Browns) football in Ohio.
- ▶ Worked at River City Correctional Center while in college. Often volunteers his spare time at correctional facilities.
- ▶ Picked up juggling to help improve his hand-eye coordination.

**Personal:** Given name John Lewis Hughes III...Nicknamed "Big John" by his friends and family...Grew up in Gahanna, Ohio...Oldest of five brothers...Has a son, John Hughes IV... Worked at a correctional facility while in college...**High School:** Attended Lincoln (Gahanna, Ohio) High School, where he played TE and was named to the All-Ohio team... Placed second in the state in shot put...**Community Involvement:** Established the Hughes Nation Foundation to enrich the lives of special needs children...Hosts a Bowling outing to raise funds and awareness for foundation...Visited several Cleveland schools and hospitals...Also volunteers at the Boys Village Club in Wooster, Ohio...**Hobbies/Interests:** Owns more than 400 movies in his collection... His favorite movie of all time is The Wood, while his favorite TV show is Martin...Enjoys bowling...Picked up juggling to help improve his hand-eye coordination.

STAFF

PLAYERS

2015 SEASON

HISTORY

RECORDS

GAME DAY



# VETERANS

# HUGHES continued...

## JOHN HUGHES ▶ CAREER STATS

| Year                    | Team      | TACKLES |    |     |      |      |     | INTERCEPTIONS |    |     |    |    | FUMBLES |    |    |     |
|-------------------------|-----------|---------|----|-----|------|------|-----|---------------|----|-----|----|----|---------|----|----|-----|
|                         |           | GP      | GS | Tot | Solo | Asst | Sk  | Yds           | No | Yds | Lg | TD | PD      | FF | FR | Yds |
| 2012                    | Cleveland | 16      | 2  | 34  | 18   | 16   | 3.0 | 17.0          | 0  | 0   | -  | 0  | 1       | 0  | 0  | 0   |
| 2013                    | Cleveland | 15      | 2  | 48  | 28   | 20   | 1.0 | 6.0           | 0  | 0   | -  | 0  | 3       | 0  | 1  | 0   |
| 2014                    | Cleveland | 5       | 3  | 17  | 7    | 10   | 0.0 | 0.0           | 0  | 0   | -  | 0  | 1       | 0  | 0  | 0   |
| 2015                    | Cleveland | 16      | 3  | 24  | 12   | 12   | 1.5 | 8.0           | 0  | 0   | -  | 0  | 0       | 1  | 1  | 0   |
| NFL totals (four years) |           | 52      | 10 | 123 | 65   | 58   | 5.5 | 31.0          | 0  | 0   | -  | 0  | 5       | 1  | 2  | 0   |

**ADDITIONAL STATISTICS:** Career sacks – Marcus Mariota (1.5), Andy Dalton (1.0), Christian Ponder (1.0), Brady Quinn (1.0), Tony Romo (1.0). **Forced Fumbles** – Marcus Mariota (1, sack-fumble)

**SINGLE-GAME HIGHS & CAREER MILESTONES:** **TACKLES:** Total – 7, at Bal., 12/28/14. Solo – 4, at NYJ, 12/22/13.

**SACKS:** 1.5, vs. Ten., 9/20/15. **FUMBLES:** Recovered: 1, twice; at NE, 12/8/13; vs. Oak., 9/27/15. **PASSES DEFENSED:** 1, five times; last: vs. Pit., 10/12/14. **NFL debut:** vs. Phi., 9/9/12. **First NFL start:** vs. Cin., 10/14/12. **First NFL sack:** vs. Cin., 9/16/12 (A. Dalton).

## JOHN HUGHES ▶ GAME-BY-GAME STATS

### 2015, CLEVELAND

| Date               | Opp      | GP        | GS       | Tot       | So        | As        | Sk         | Yd         | Int      | Yd       | Lg       | TD       | PD       | FF       | FR       |
|--------------------|----------|-----------|----------|-----------|-----------|-----------|------------|------------|----------|----------|----------|----------|----------|----------|----------|
| 09/13              | NYJ-L    | 1         |          | 1         | 0         | 1         | 0.0        | 0.0        | 0        | 0        | -        | 0        | 0        | 0        | 0        |
| 09/20              | Ten-W    | 1         |          | 4         | 1         | 3         | 1.5        | 8.0        | 0        | 0        | -        | 0        | 0        | 1        | 0        |
| 09/27              | Oak-L    | 1         | LE       | 0         | 0         | 0         | 0.0        | 0.0        | 0        | 0        | -        | 0        | 0        | 0        | 1        |
| 10/04              | at SD-L  | 1         | LE       | 1         | 0         | 1         | 0.0        | 0.0        | 0        | 0        | -        | 0        | 0        | 0        | 0        |
| 10/11              | at Bal-W | 1         |          | 1         | 0         | 1         | 0.0        | 0.0        | 0        | 0        | -        | 0        | 0        | 0        | 0        |
| 10/18              | Den-L    | 1         |          | 2         | 2         | 0         | 0.0        | 0.0        | 0        | 0        | -        | 0        | 0        | 0        | 0        |
| 10/25              | at St-L  | 1         |          | 1         | 0         | 1         | 0.0        | 0.0        | 0        | 0        | -        | 0        | 0        | 0        | 0        |
| 11/01              | Ari-L    | 1         |          | 2         | 2         | 0         | 0.0        | 0.0        | 0        | 0        | -        | 0        | 0        | 0        | 0        |
| 11/05              | Cin-L    | 1         |          | 3         | 3         | 0         | 0.0        | 0.0        | 0        | 0        | -        | 0        | 0        | 0        | 0        |
| 11/15              | at Pit-L | 1         |          | 0         | 0         | 0         | 0.0        | 0.0        | 0        | 0        | -        | 0        | 0        | 0        | 0        |
| 11/30              | Bal-L    | 1         | RE       | 3         | 2         | 1         | 0.0        | 0.0        | 0        | 0        | -        | 0        | 0        | 0        | 0        |
| 12/06              | Cin-L    | 1         |          | 1         | 0         | 1         | 0.0        | 0.0        | 0        | 0        | -        | 0        | 0        | 0        | 0        |
| 12/13              | SF-W     | 1         |          | 1         | 0         | 1         | 0.0        | 0.0        | 0        | 0        | -        | 0        | 0        | 0        | 0        |
| 12/20              | at Sea-L | 1         |          | 1         | 0         | 1         | 0.0        | 0.0        | 0        | 0        | -        | 0        | 0        | 0        | 0        |
| 12/27              | at KC-L  | 1         |          | 1         | 1         | 0         | 0.0        | 0.0        | 0        | 0        | -        | 0        | 0        | 0        | 0        |
| 01/03              | Pit-L    | 1         |          | 2         | 1         | 1         | 0.0        | 0.0        | 0        | 0        | -        | 0        | 0        | 0        | 0        |
| <b>2015 TOTALS</b> |          | <b>16</b> | <b>3</b> | <b>24</b> | <b>12</b> | <b>12</b> | <b>1.5</b> | <b>8.0</b> | <b>0</b> | <b>0</b> | <b>-</b> | <b>0</b> | <b>0</b> | <b>1</b> | <b>1</b> |

### 2014, CLEVELAND

| Date               | Opp      | GP       | GS       | Tot       | So       | As        | Sk         | Yd       | Int      | Yd       | Lg       | TD       | PD       | FF       | FR       |
|--------------------|----------|----------|----------|-----------|----------|-----------|------------|----------|----------|----------|----------|----------|----------|----------|----------|
| 09/07              | at Pit-L |          |          |           |          |           |            |          |          |          |          |          |          |          |          |
| 09/14              | NO-W     |          |          |           |          |           |            |          |          |          |          |          |          |          |          |
| 09/21              | Bal-L    | 1        |          | 1         | 0        | 1         | 0.0        | 0.0      | 0        | 0        | -        | 0        | 0        | 0        | 0        |
| 10/05              | at Ten-W |          |          |           |          |           |            |          |          |          |          |          |          |          |          |
| 10/12              | Pit-W    | 1        |          | 1         | 0        | 1         | 0.0        | 0.0      | 0        | 0        | -        | 0        | 1        | 0        | 0        |
| 10/19              | at Jax-L | 1        | DL       | 4         | 2        | 2         | 0.0        | 0.0      | 0        | 0        | -        | 0        | 0        | 0        | 0        |
| 10/26              | Oak-W    | 1        | LE       | 4         | 3        | 1         | 0.0        | 0.0      | 0        | 0        | -        | 0        | 0        | 0        | 0        |
| 11/02              | TB-W     |          |          |           |          |           |            |          |          |          |          |          |          |          |          |
| 11/06              | Cin-W    |          |          |           |          |           |            |          |          |          |          |          |          |          |          |
| 11/16              | Hou-L    |          |          |           |          |           |            |          |          |          |          |          |          |          |          |
| 11/23              | at Atl-W |          |          |           |          |           |            |          |          |          |          |          |          |          |          |
| 11/30              | at Buf-L |          |          |           |          |           |            |          |          |          |          |          |          |          |          |
| 12/07              | Ind-L    |          |          |           |          |           |            |          |          |          |          |          |          |          |          |
| 12/14              | Cin-L    |          |          |           |          |           |            |          |          |          |          |          |          |          |          |
| 12/21              | at Car-L |          |          |           |          |           |            |          |          |          |          |          |          |          |          |
| 12/28              | at Bal-L | 1        | NT       | 7         | 2        | 5         | 0.0        | 0        | 0        | 0        | -        | 0        | 0        | 0        | 0        |
| <b>2014 TOTALS</b> |          | <b>5</b> | <b>3</b> | <b>17</b> | <b>7</b> | <b>10</b> | <b>0.0</b> | <b>0</b> | <b>0</b> | <b>0</b> | <b>-</b> | <b>0</b> | <b>1</b> | <b>0</b> | <b>0</b> |

STAFF

PLAYERS

2015 SEASON

HISTORY

RECORDS

GAME DAY



# HUGHES continued...

## 2013, CLEVELAND

| Date               | Opp   | GP        | GS       | Tot       | So        | As        | Sk                           | Yd         | Int      | Yd       | Lg       | TD       | PD       | FF       | FR       |
|--------------------|-------|-----------|----------|-----------|-----------|-----------|------------------------------|------------|----------|----------|----------|----------|----------|----------|----------|
| 09/08              | Mia-L | 1         |          | 3         | 2         | 1         | 0.0                          | 0.0        | 0        | 0        | -        | 0        | 0        | 0        | 0        |
| 09/15 at           | Bal-L | 1         |          | 3         | 3         | 0         | 0.0                          | 0.0        | 0        | 0        | -        | 0        | 0        | 0        | 0        |
| 09/22 at           | Min-W | 1         |          | 5         | 3         | 2         | 1.0                          | 6.0        | 0        | 0        | -        | 0        | 0        | 0        | 0        |
| 09/29              | Cin-W | 1         |          | 0         | 0         | 0         | 0.0                          | 0.0        | 0        | 0        | -        | 0        | 0        | 0        | 0        |
| 10/03              | Buf-W | 1         |          | 3         | 2         | 1         | 0.0                          | 0.0        | 0        | 0        | -        | 0        | 0        | 0        | 0        |
| 10/13              | Det-L | 1         |          | 1         | 1         | 0         | 0.0                          | 0.0        | 0        | 0        | -        | 0        | 0        | 0        | 0        |
| 10/20 at           | GB-L  | 1         |          | 6         | 2         | 4         | 0.0                          | 0.0        | 0        | 0        | -        | 0        | 1        | 0        | 0        |
| 10/27 at           | KC-L  | 1         |          | 1         | 0         | 1         | 0.0                          | 0.0        | 0        | 0        | -        | 0        | 0        | 0        | 0        |
| 11/03              | Bal-W | 1         |          | 3         | 1         | 2         | 0.0                          | 0.0        | 0        | 0        | -        | 0        | 0        | 0        | 0        |
| 11/17 at           | Cin-L | 1         |          | 5         | 2         | 3         | 0.0                          | 0.0        | 0        | 0        | -        | 0        | 1        | 0        | 0        |
| 11/24              | Pit-L | 1         |          | 3         | 1         | 2         | 0.0                          | 0.0        | 0        | 0        | -        | 0        | 0        | 0        | 0        |
| 12/01              | Jax-L | 1         |          | 4         | 2         | 2         | 0.0                          | 0.0        | 0        | 0        | -        | 0        | 0        | 0        | 0        |
| 12/08 at           | NE-L  | 1         | DE       | 3         | 3         | 0         | 0.0                          | 0.0        | 0        | 0        | -        | 0        | 0        | 0        | 0        |
| 12/15              | Chi-L | 1         |          | 3         | 2         | 1         | 0.0                          | 0.0        | 0        | 0        | -        | 0        | 0        | 0        | 0        |
| 12/22 at           | NYJ-L | 1         | DE       | 5         | 4         | 1         | 0.0                          | 0.0        | 0        | 0        | -        | 0        | 1        | 0        | 0        |
| 12/29 at           | Pit-L |           |          |           |           |           | ***inactive -- knee/elbow*** |            |          |          |          |          |          |          |          |
| <b>2013 TOTALS</b> |       | <b>15</b> | <b>2</b> | <b>48</b> | <b>28</b> | <b>20</b> | <b>1.0</b>                   | <b>6.0</b> | <b>0</b> | <b>0</b> | <b>-</b> | <b>0</b> | <b>3</b> | <b>0</b> | <b>0</b> |

## 2012, CLEVELAND

| Date               | Opp   | GP        | GS       | Tot       | So        | As        | Sk         | Yd          | Int      | Yd       | Lg       | TD       | PD       | FF       | FR       |
|--------------------|-------|-----------|----------|-----------|-----------|-----------|------------|-------------|----------|----------|----------|----------|----------|----------|----------|
| 09/09              | Phi-L | 1         |          | 0         | 0         | 0         | 0.0        | 0.0         | 0        | 0        | -        | 0        | 0        | 0        | 0        |
| 09/16 at           | Cin-L | 1         |          | 6         | 3         | 3         | 1.0        | 3.0         | 0        | 0        | -        | 0        | 0        | 0        | 0        |
| 09/23              | Buf-L | 1         |          | 0         | 0         | 0         | 0.0        | 0.0         | 0        | 0        | -        | 0        | 0        | 0        | 0        |
| 09/27 at           | Bal-L | 1         |          | 2         | 2         | 0         | 0.0        | 0.0         | 0        | 0        | -        | 0        | 0        | 0        | 0        |
| 10/07 at           | NYG-L | 1         |          | 3         | 2         | 1         | 0.0        | 0.0         | 0        | 0        | -        | 0        | 0        | 0        | 0        |
| 10/14              | Cin-W | 1         | DT       | 2         | 0         | 2         | 0.0        | 0.0         | 0        | 0        | -        | 0        | 0        | 0        | 0        |
| 10/21 at           | Ind-L | 1         |          | 3         | 2         | 1         | 0.0        | 0.0         | 0        | 0        | -        | 0        | 0        | 0        | 0        |
| 10/28              | SD-W  | 1         | DT       | 4         | 2         | 2         | 0.0        | 0.0         | 0        | 0        | -        | 0        | 0        | 0        | 0        |
| 11/04              | Bal-L | 1         |          | 2         | 1         | 1         | 0.0        | 0.0         | 0        | 0        | -        | 0        | 0        | 0        | 0        |
| 11/18 at           | Dal-L | 1         |          | 1         | 1         | 0         | 1.0        | 6.0         | 0        | 0        | -        | 0        | 0        | 0        | 0        |
| 11/25              | Pit-W | 1         |          | 1         | 1         | 0         | 0.0        | 0.0         | 0        | 0        | -        | 0        | 0        | 0        | 0        |
| 12/02 at           | Oak-W | 1         |          | 1         | 1         | 0         | 0.0        | 0.0         | 0        | 0        | -        | 0        | 0        | 0        | 0        |
| 12/09              | KC-W  | 1         |          | 3         | 2         | 1         | 1.0        | 8.0         | 0        | 0        | -        | 0        | 0        | 0        | 0        |
| 12/16              | Was-L | 1         |          | 4         | 0         | 4         | 0.0        | 0.0         | 0        | 0        | -        | 0        | 0        | 0        | 0        |
| 12/23 at           | Den-L | 1         |          | 2         | 1         | 1         | 0.0        | 0.0         | 0        | 0        | -        | 0        | 1        | 0        | 0        |
| 12/30 at           | Pit-L | 1         |          | 0         | 0         | 0         | 0.0        | 0.0         | 0        | 0        | -        | 0        | 0        | 0        | 0        |
| <b>2012 TOTALS</b> |       | <b>16</b> | <b>2</b> | <b>34</b> | <b>18</b> | <b>16</b> | <b>3.0</b> | <b>17.0</b> | <b>0</b> | <b>0</b> | <b>-</b> | <b>0</b> | <b>1</b> | <b>0</b> | <b>0</b> |



## VETERANS

# CHARLEY HUGHLETT

# 47



**POSITION** ▶ LONG SNAPPER  
**SCHOOL** ▶ CENTRAL FLORIDA

**HT:** 6-4 // **WT:** 248 // **BORN:** 5/16/90 // **ACQUIRED:** FA - '14 // **NFL EXPERIENCE:** SECOND YEAR

Signed by the Dallas Cowboys as an undrafted free agent on April 30, 2012...Waived by the Cowboys on Aug. 27, 2012... Signed by the Cowboys on Jan. 7, 2013...Waived by the Cowboys on May 29, 2013...Signed by the New England Patriots on March 19, 2014...Waived by the Patriots on May 15, 2014...Signed by the Jacksonville Jaguars on June 19, 2014... Waived by the Jaguars on Aug. 25, 2014...Added to the Patriots' practice squad on Sept. 1, 2014...Released from the Patriots' practice squad on Sept. 3, 2014...Added to the Cleveland Browns' practice squad on Sept. 30, 2014... Released from Browns practice squad on Oct. 7, 2014... Added to the Patriots' practice squad on Nov. 26, 2014... Released by the Patriots on Nov. 28, 2014...Signed by the Kansas City Chiefs to the practice squad on Dec. 17, 2014... Signed by the Browns to the active roster on Dec. 24, 2014.

### SEASONAL REVIEWS:

**2015:** Handled all Browns long-snapping duties...Recorded four special-teams tackles.

**2014:** Signed by Browns prior to Week 17 and was inactive for team's final game...Spent time on the practice squads in New England, Kansas City and Cleveland...Spent training camp with the Jacksonville Jaguars.

**2013:** Spent part of the offseason with the Cowboys.

**2012:** Spent part of training camp with the Cowboys.

**College:** Four-year letterman at Central Florida...As a senior in 2013, named to the All-Conference-USA second-team after appearing in all 12 games and handling the long snapping duties for punts, FGs and PATs...Named second-team All-Conference-USA as a junior after playing in 14 games...Handled the long snapping duties for all 13 games during his sophomore season in 2009...Named to the Conference-USA All-Freshman team as a long snapper after playing in all 12 games in 2008...Majored in biology.

**Personal:** Given name is Robert Charles Hughlett...Native of Tampa, Fla...Worked as a personal trainer and strength and conditioning coach at a gym in Tampa, Fla. from

### AT A GLANCE

- ▶ Worked as a personal trainer and strength and conditioning coach at a gym in Tampa, Fla. from 2012-13.
- ▶ Annually volunteers as a counselor at a summer camp in Florida for children with muscular dystrophy.
- ▶ Cousins, Matt and Ben Wittman, play for Central Florida and Western Kentucky, respectively.

2012-13...Cousins, Matt and Ben Wittman, play for Central Florida and Western Kentucky, respectively...Married to wife, Christie...**High School:** Attended Hillsborough High School where he earned four letters as a center and tight end...First-team all-conference selection as a senior and second-team all-conference selection as a junior...**Community Involvement:** Annually volunteers as a counselor at a summer camp in Florida for children with muscular dystrophy...**Hobbies/Interests:** Enjoys golfing, fishing and going to the beach...Favorite TV show is Game of Thrones... Lists country as his favorite type of music and Eric Church and Jake Owen as his favorite artists.

## CHARLEY HUGHLETT ▶ CAREER STATS

| Year | Team      | GP |
|------|-----------|----|
| 2014 | Cleveland | 0  |
| 2015 | Cleveland | 16 |

**ADDITIONAL STATISTICS:** Special-teams tackles – 4.

**CAREER MILESTONES:** NFL debut: at NYJ, 9/13/15.



## VETERANS

# JACKSON JEFFCOAT

**POSITION** ▶ LINEBACKER

**SCHOOL** ▶ TEXAS

# 91



**HT:** 6-4 // **WT:** 255 // **BORN:** 12/26/90 // **ACQUIRED:** W. [WASH.] - '16 // **NFL EXPERIENCE:** THIRD YEAR

Originally signed by the Seattle Seahawks as an undrafted free agent on May 10, 2014...Waived by the Seahawks on Aug. 25, 2014...Signed to the Washington Redskins' practice squad on Sept. 2, 2014...Elevated to the Redskins' active roster on Oct. 7, 2016...Waived by the Redskins on Nov. 11, 2014...Signed to the Redskins' practice squad on Nov. 13, 2014...Elevated to the Redskins' active roster on Dec. 16, 2014...Waived by the Redskins on April 14, 2016...Claimed by the Cleveland Browns via waivers on April 15, 2016.

### SEASONAL REVIEWS:

**2015:** Appeared in six games, inactive for one...Placed on injured reserve on Nov. 7 due to a back injury...Totaled four tackles and a forced fumble on the season.

**2014:** Appeared in five games, making one start...Totaled five tackles, one sack and one INT...[10/19] vs. Ten.: Made his NFL debut...Spent six weeks on the Redskins' practice squad before being elevated to the active roster in Week 16.

**College:** Started 33 of his 40 career games played at Texas...Totaled 203 tackles, 60 tackles for loss, 27.5 sacks, eight passes defended, four fumble recoveries and three forced fumbles...Consensus All-American in 2013, in addition to winning the Ted Hendricks Award and being named the Big 12 Conference Defensive Player of the Year...Earned All-Big 12 honors as a senior and sophomore...Finished his senior season in 2013 with 86 tackles and 13 sacks, both career highs.

**Personal:** Given name is Jackson Dean Jeffcoat...Native of Dallas, Texas...Father, Jim, played for the Cowboys and the Bills...Twin sister, Jacqueline, played basketball at Texas State...His uncles, Jerold Jeffcoat and Todd Young, also

### AT A GLANCE

▶ **Father, Jim, played for the Cowboys and the Bills. His uncles, Jerold Jeffcoat and Todd Young, also played in the NFL.**

▶ **Through his training facility, Ignition APG, gives back by helping feed the homeless.**

▶ **Enjoys traveling, having been to Germany, Switzerland, Spain and Sweden.**

played in the NFL...Enjoys traveling, having been to Germany, Switzerland and Sweden...Worked for a real estate company while in college...**High School:** Two-time all-state honoree...Attended Plano West High School in Plano, Texas...Totaled 259 career tackles, 25.5 sacks, 56 tackles for loss, four passes defended, three forced fumbles, and two INTs...Also played basketball...**Community Involvement:** Through his training facility, Ignition APG, gives back by helping feed the homeless...**Hobbies/Interests:** Enjoys fishing in his spare time...Favorite movie is Inception and favorite TV show is Arrow...Favorite musician is J. Cole.

## JACKSON JEFFCOAT ▶ CAREER STATS

| Year                          | Team       | TACKLES  |          |          |          |          |            | INTERCEPTIONS |          |          |          |          | FUMBLES  |          |          |          |
|-------------------------------|------------|----------|----------|----------|----------|----------|------------|---------------|----------|----------|----------|----------|----------|----------|----------|----------|
|                               |            | GP       | GS       | Tot      | Solo     | Asst     | Sk         | Yds           | No       | Yds      | Lg       | TD       | PD       | FF       | FR       | Yds      |
| 2014                          | Washington | 6        | 0        | 2        | 1        | 1        | 0.0        | 0.0           | 0        | 0        | -        | 0        | 0        | 1        | 0        | 0        |
| 2015                          | Washington | 3        | 1        | 5        | 2        | 3        | 1.0        | 2.0           | 1        | 9        | 9        | 0        | 1        | 0        | 0        | 0        |
| <b>NFL totals (two years)</b> |            | <b>9</b> | <b>1</b> | <b>7</b> | <b>3</b> | <b>4</b> | <b>1.0</b> | <b>2.0</b>    | <b>1</b> | <b>9</b> | <b>9</b> | <b>0</b> | <b>1</b> | <b>1</b> | <b>0</b> | <b>0</b> |

**SINGLE-GAME HIGHS & CAREER MILESTONES:** TACKLES: Total - 3, vs. Dal., 12/28/14. SACKS: 1.0, vs. Phi, 12/20/14. FUMBLES: Forced - 1, vs. TB, 10/25/15. Recoveries - None. INTERCEPTIONS: 1, vs. Dal., 12/28/14. PASSES DEFENSED: 1, vs. Dal., 12/28/14. NFL debut: vs. Ten., 10/19/14. First NFL start: vs. Dal., 12/28/14. First NFL sack: vs. Phi, 12/20/14 (M. Sanchez). First NFL interception: vs. Dal., 12/28/14 (T. Romo).





# VETERANS

# JEFFCOAT continued...

## JACKSON JEFFCOAT ▶ GAME-BY-GAME STATS

### 2015, WASHINGTON

| Date               | Opp      | GP       | GS       | Tot      | So       | As       | Sk                    | Yd         | Int      | Yd       | Lg       | TD       | PD       | FF       | FR       |
|--------------------|----------|----------|----------|----------|----------|----------|-----------------------|------------|----------|----------|----------|----------|----------|----------|----------|
| 09/13              | Mia-L    |          |          |          |          |          | ***inactive***        |            |          |          |          |          |          |          |          |
| 09/20              | St. L-W  | 1        |          | 0        | 0        | 0        | 0.0                   | 0.0        | 0        | 0        | -        | 0        | 0        | 0        | 0        |
| 09/24              | at NYG-L | 1        |          | 0        | 0        | 0        | 0.0                   | 0.0        | 0        | 0        | -        | 0        | 0        | 0        | 0        |
| 10/04              | Phi-W    | 1        |          | 0        | 0        | 0        | 0.0                   | 0.0        | 0        | 0        | -        | 0        | 0        | 0        | 0        |
| 10/11              | at Atl-L | 1        |          | 0        | 0        | 0        | 0.0                   | 0.0        | 0        | 0        | -        | 0        | 0        | 0        | 0        |
| 10/18              | at NYJ-L | 1        |          | 0        | 0        | 0        | 0.0                   | 0.0        | 0        | 0        | -        | 0        | 0        | 0        | 0        |
| 10/25              | TB-W     | 1        |          | 2        | 1        | 1        | 0.0                   | 0.0        | 0        | 0        | -        | 0        | 0        | 1        | 0        |
| 11/08              | at NE-L  |          |          |          |          |          | ***injured reserve*** |            |          |          |          |          |          |          |          |
| 11/15              | NO-W     |          |          |          |          |          | ***injured reserve*** |            |          |          |          |          |          |          |          |
| 11/22              | at Car-L |          |          |          |          |          | ***injured reserve*** |            |          |          |          |          |          |          |          |
| 11/29              | NYG-W    |          |          |          |          |          | ***injured reserve*** |            |          |          |          |          |          |          |          |
| 12/07              | at Dal-L |          |          |          |          |          | ***injured reserve*** |            |          |          |          |          |          |          |          |
| 12/13              | Chi-W    |          |          |          |          |          | ***injured reserve*** |            |          |          |          |          |          |          |          |
| 12/20              | Buf-W    |          |          |          |          |          | ***injured reserve*** |            |          |          |          |          |          |          |          |
| 12/26              | at Phi-W |          |          |          |          |          | ***injured reserve*** |            |          |          |          |          |          |          |          |
| 01/03              | at Dal-W |          |          |          |          |          | ***injured reserve*** |            |          |          |          |          |          |          |          |
| <b>2015 TOTALS</b> |          | <b>6</b> | <b>0</b> | <b>2</b> | <b>1</b> | <b>1</b> | <b>0.0</b>            | <b>0.0</b> | <b>0</b> | <b>0</b> | <b>-</b> | <b>0</b> | <b>0</b> | <b>1</b> | <b>0</b> |
| 01/10              | GB-L     |          |          |          |          |          | ***injured reserve*** |            |          |          |          |          |          |          |          |
| <b>Playoffs</b>    |          |          |          | <b>0</b> | <b>0</b> | <b>0</b> | <b>0.0</b>            | <b>0.0</b> | <b>0</b> | <b>0</b> | <b>-</b> | <b>0</b> | <b>0</b> | <b>0</b> | <b>0</b> |

1-NFC Wild Card playoff

### 2014, WASHINGTON

| Date               | Opp      | GP       | GS       | Tot      | So       | As       | Sk                   | Yd         | Int      | Yd       | Lg       | TD       | PD       | FF       | FR       |
|--------------------|----------|----------|----------|----------|----------|----------|----------------------|------------|----------|----------|----------|----------|----------|----------|----------|
| 09/07              | at Hou-L |          |          |          |          |          | ***practice squad*** |            |          |          |          |          |          |          |          |
| 09/14              | Jac-W    |          |          |          |          |          | ***practice squad*** |            |          |          |          |          |          |          |          |
| 09/21              | at Phi-L |          |          |          |          |          | ***practice squad*** |            |          |          |          |          |          |          |          |
| 09/25              | NYG-L    |          |          |          |          |          | ***practice squad*** |            |          |          |          |          |          |          |          |
| 10/06              | Sea-L    |          |          |          |          |          | ***practice squad*** |            |          |          |          |          |          |          |          |
| 10/12              | at Ari-L |          |          |          |          |          | ***inactive***       |            |          |          |          |          |          |          |          |
| 10/19              | Ten-W    | 1        |          | 0        | 0        | 0        | 0.0                  | 0.0        | 0        | 0        | -        | 0        | 0        | 0        | 0        |
| 10/27              | at Dal-W |          |          |          |          |          | ***inactive***       |            |          |          |          |          |          |          |          |
| 11/02              | at Min-L |          |          |          |          |          | ***inactive***       |            |          |          |          |          |          |          |          |
| 11/16              | TB-L     |          |          |          |          |          | ***practice squad*** |            |          |          |          |          |          |          |          |
| 11/23              | at SF-L  |          |          |          |          |          | ***practice squad*** |            |          |          |          |          |          |          |          |
| 11/30              | at Ind-L |          |          |          |          |          | ***practice squad*** |            |          |          |          |          |          |          |          |
| 12/07              | St. L-L  |          |          |          |          |          | ***practice squad*** |            |          |          |          |          |          |          |          |
| 12/14              | at NYG-L |          |          |          |          |          | ***practice squad*** |            |          |          |          |          |          |          |          |
| 12/20              | Phi-W    | 1        |          | 2        | 1        | 1        | 1.0                  | 2.0        | 0        | 0        | -        | 0        | 0        | 0        | 0        |
| 12/28              | Dal-L    | 1        | LB       | 3        | 1        | 2        | 0.0                  | 0.0        | 1        | 9        | 9        | 0        | 1        | 0        | 0        |
| <b>2014 TOTALS</b> |          | <b>3</b> | <b>1</b> | <b>5</b> | <b>2</b> | <b>3</b> | <b>1.0</b>           | <b>2.0</b> | <b>1</b> | <b>9</b> | <b>9</b> | <b>0</b> | <b>1</b> | <b>0</b> | <b>0</b> |

STAFF

PLAYERS

2015 SEASON

HISTORY

RECORDS

GAME DAY



## VETERANS

# CAM JOHNSON

**POSITION** ▶ LINEBACKER

**SCHOOL** ▶ VIRGINIA

# 57



**HT:** 6-4 // **WT:** 268 // **BORN:** 5/24/90 // **ACQUIRED:** FA - '15 // **NFL EXPERIENCE:** THIRD YEAR

Originally drafted by the San Francisco 49ers in the seventh round (237th overall) of the 2012 NFL Draft...Waived by the 49ers on Aug. 31, 2012...Added to the 49ers' practice squad on Sept. 1, 2012...Elevated to the 49ers' active roster on Dec. 22, 2012...Traded to the Indianapolis Colts on Sept. 2, 2013...Waived by the Colts on Sept. 5, 2015...Signed to the Cleveland Browns' practice squad Sept. 22, 2015...Elevated to the Browns' active roster on Dec. 28, 2015.

### SEASONAL REVIEWS:

**2015:** Spent 13 weeks on the Browns' practice squad...Elevated to Browns' active roster in Week 17...Played in one game, totaling three tackles.

**2014:** Played in one game with the Colts before being placed on Injured Reserve.

**2013:** Saw action in 12 games with the Colts...Recorded one tackle on defense and three on special teams.

**2012:** Spent time on the San Francisco 49ers' practice squad...Appeared in two games...[12/23] at Sea.: Made NFL debut.

**College:** Appeared in 42 games at the University of Virginia with 34 starts...Totaled 130 career tackles, 12.5 sacks, seven passes defended and three forced fumbles...Named third-team All-ACC and Roanoke Times second-team All-American in 2010....Started all 12 games as a junior logging a career-high 53 tackles...Started in 10 games as a sophomore recording 40 tackles and 2.0 sacks...One of five true freshmen to see playing time and recorded seven tackles and one pass defended.

### AT A GLANCE

▶ Interned with the NFLPA during the 2016 offseason.

▶ Currently working towards his Master of Business Administration at Indiana University.

▶ Traveled to Guam in 2012 to volunteer at football camps.

**Personal:** Native of Washington, D.C...Interned with the NFLPA during the 2016 offseason...Currently working towards his Master of Business Administration at Indiana University...Brother, Antoine, played football at Eastern Illinois...Traveled to Guam in 2012 to volunteer at football camps...**High School:** Attended Gonzaga College High School in Washington, D.C...Earned second team All-Washington Catholic Football Conference honors as a receiver...**Community Involvement:** Volunteered at the United Way Cold Feet Warm Shoes event...Read to youth as a part of Read Across America...**Hobbies/Interests:** Enjoys bowling and traveling...Favorite movie is Paid in Full and favorite TV show is Power.

## CAM JOHNSON ▶ CAREER STATS

| Year                            | Team          | TACKLES   |          |          |          |          | INTERCEPTIONS |          |          |          |          | FUMBLES  |          |          |          |          |          |
|---------------------------------|---------------|-----------|----------|----------|----------|----------|---------------|----------|----------|----------|----------|----------|----------|----------|----------|----------|----------|
|                                 |               | GP        | GS       | Tot      | Solo     | Asst     | Sk            | Yds      | No       | Yds      | Lg       | TD       | PD       | FF       | FR       | Yds      |          |
| 2012                            | San Francisco | 2         | 0        | 0        | 0        | 0        | 0.0           | 0        | 0        | 0        | 0        | 0        | 0        | 0        | 0        | 0        | 0        |
| 2013                            | Indianapolis  | 12        | 0        | 1        | 1        | 0        | 0.0           | 0        | 0        | 0        | 0        | 0        | 0        | 0        | 0        | 0        | 0        |
| 2014                            | Indianapolis  | 1         | 0        | 0        | 0        | 0        | 0.0           | 0        | 0        | 0        | 0        | 0        | 0        | 0        | 0        | 0        | 0        |
| 2015                            | Cleveland     | 1         | 0        | 3        | 2        | 1        | 0.0           | 0        | 0        | 0        | 0        | 0        | 0        | 0        | 0        | 0        | 0        |
| <b>NFL totals (three years)</b> |               | <b>16</b> | <b>0</b> | <b>4</b> | <b>3</b> | <b>1</b> | <b>0.0</b>    | <b>0</b> | <b>0</b> | <b>0</b> | <b>0</b> | <b>0</b> | <b>0</b> | <b>0</b> | <b>0</b> | <b>0</b> | <b>0</b> |

**ADDITIONAL STATISTICS:** Career sacks – None. Special-teams tackles – 3 in 2013; NFL total: 3.

**SINGLE-GAME HIGHS & CAREER MILESTONES:** TACKLES: Total – 3, vs. Pit 1/3/16. Solo – 2, vs. Pit 1/3/16. SACKS: None. FUMBLES: Forced – None. Recovered – None. INTERCEPTIONS: None. PASSES DEFENSED: None. NFL debut: at Sea., 12/23/12. First NFL start: None. First NFL sack: None. First NFL interception: None.



# VETERANS

## C. JOHNSON continued...

### CAM JOHNSON ▶ GAME-BY-GAME STATS

#### 2015, CLEVELAND

| Date               | Opp | GP       | GS       | Tot      | So       | As       | Sk         | Yd       | Int      | Yd       | Lg       | TD       | PD       | FF       | FR       |
|--------------------|-----|----------|----------|----------|----------|----------|------------|----------|----------|----------|----------|----------|----------|----------|----------|
| 09/13 at NYJ-L     |     |          |          |          |          |          |            |          |          |          |          |          |          |          |          |
| 09/20 Ten-W        |     |          |          |          |          |          |            |          |          |          |          |          |          |          |          |
| 09/27 Oak-L        |     |          |          |          |          |          |            |          |          |          |          |          |          |          |          |
| 10/04 at SD-L      |     |          |          |          |          |          |            |          |          |          |          |          |          |          |          |
| 10/11 at Bal-W     |     |          |          |          |          |          |            |          |          |          |          |          |          |          |          |
| 10/18 Den-L        |     |          |          |          |          |          |            |          |          |          |          |          |          |          |          |
| 10/25 at StL-L     |     |          |          |          |          |          |            |          |          |          |          |          |          |          |          |
| 11/01 Ari-L        |     |          |          |          |          |          |            |          |          |          |          |          |          |          |          |
| 11/05 at Cin-L     |     |          |          |          |          |          |            |          |          |          |          |          |          |          |          |
| 11/15 at Pit-L     |     |          |          |          |          |          |            |          |          |          |          |          |          |          |          |
| 11/30 Bal-L        |     |          |          |          |          |          |            |          |          |          |          |          |          |          |          |
| 12/06 Cin-L        |     |          |          |          |          |          |            |          |          |          |          |          |          |          |          |
| 12/13 SF-W         |     |          |          |          |          |          |            |          |          |          |          |          |          |          |          |
| 12/20 at Sea-L     |     |          |          |          |          |          |            |          |          |          |          |          |          |          |          |
| 12/27 at KC-L      |     |          |          |          |          |          |            |          |          |          |          |          |          |          |          |
| 01/03 Pit-L        |     | 1        |          | 3        | 2        | 1        | 0.0        | 0        | 0        | 0        |          | 0        | 0        | 0        | 0        |
| <b>2015 TOTALS</b> |     | <b>1</b> | <b>0</b> | <b>3</b> | <b>2</b> | <b>1</b> | <b>0.0</b> | <b>0</b> | <b>0</b> | <b>0</b> | <b>-</b> | <b>0</b> | <b>0</b> | <b>0</b> | <b>0</b> |

#### 2014, INDIANAPOLIS

| Date               | Opp | GP       | GS       | Tot      | So       | As       | Sk         | Yd       | Int      | Yd       | Lg       | TD       | PD       | FF       | FR       |
|--------------------|-----|----------|----------|----------|----------|----------|------------|----------|----------|----------|----------|----------|----------|----------|----------|
| 09/07 at Den-L     |     | 1        |          | 0        | 0        | 0        | 0.0        | 0        | 0        | 0        | 0        | 0        | 0        | 0        | 0        |
| <b>2014 TOTALS</b> |     | <b>1</b> | <b>0</b> | <b>0</b> | <b>0</b> | <b>0</b> | <b>0.0</b> | <b>0</b> | <b>0</b> | <b>0</b> | <b>0</b> | <b>0</b> | <b>0</b> | <b>0</b> | <b>0</b> |

#### 2013, INDIANAPOLIS

| Date  | Opp | GP        | GS       | Tot      | So       | As       | Sk         | Yd       | Int      | Yd       | Lg       | TD       | PD       | FF       | FR       |  |
|---|-----|-----------|----------|----------|----------|----------|------------|----------|----------|----------|----------|----------|----------|----------|----------|--|
| 09/08 Oak-W                                       |     | 1         |          | 0        | 0        | 0        | 0.0        | 0        | 0        | 0        | 0        | 0        | 0        | 0        | 0        |  |
| 09/15 Mia-L                                       |     | 1         |          | 0        | 0        | 0        | 0.0        | 0        | 0        | 0        | 0        | 0        | 0        | 0        | 0        |  |
| 09/22 at SF-W                                     |     | 1         |          | 0        | 0        | 0        | 0.0        | 0        | 0        | 0        | 0        | 0        | 0        | 0        | 0        |  |
| 09/29 Jax-W                                       |     | 1         |          | 0        | 0        | 0        | 0.0        | 0        | 0        | 0        | 0        | 0        | 0        | 0        | 0        |  |
| 10/06 Sea-W                                       |     | 1         |          | 1        | 1        | 0        | 0.0        | 0        | 0        | 0        | 0        | 0        | 0        | 0        | 0        |  |
| 10/14 at SD-L                                     |     | 1         |          | 0        | 0        | 0        | 0.0        | 0        | 0        | 0        | 0        | 0        | 0        | 0        | 0        |  |
| 10/20 Den-W                                       |     | 1         |          | 0        | 0        | 0        | 0.0        | 0        | 0        | 0        | 0        | 0        | 0        | 0        | 0        |  |
| 11/03 at Hou-W                                    |     |           |          |          |          |          |            |          |          |          |          |          |          |          |          |  |
| 11/10 StL-L                                       |     |           |          |          |          |          |            |          |          |          |          |          |          |          |          |  |
| 11/14 at Ten-W                                    |     | 1         |          | 0        | 0        | 0        | 0.0        | 0        | 0        | 0        | 0        | 0        | 0        | 0        | 0        |  |
| 11/24 at Ari-L                                    |     | 1         |          | 0        | 0        | 0        | 0.0        | 0        | 0        | 0        | 0        | 0        | 0        | 0        | 0        |  |
| 12/01 Ten-W                                       |     |           |          |          |          |          |            |          |          |          |          |          |          |          |          |  |
| 12/08 at Cin-L                                    |     |           |          |          |          |          |            |          |          |          |          |          |          |          |          |  |
| 12/15 Hou-W                                       |     | 1         |          | 0        | 0        | 0        | 0.0        | 0        | 0        | 0        | 0        | 0        | 0        | 0        | 0        |  |
| 12/22 at KC-W                                     |     | 1         |          | 0        | 0        | 0        | 0.0        | 0        | 0        | 0        | 0        | 0        | 0        | 0        | 0        |  |
| 12/29 Jax-W                                       |     | 1         |          | 0        | 0        | 0        | 0.0        | 0        | 0        | 0        | 0        | 0        | 0        | 0        | 0        |  |
| <b>2013 TOTALS</b>                                |     | <b>12</b> | <b>0</b> | <b>0</b> | <b>1</b> | <b>1</b> | <b>0.0</b> | <b>0</b> | <b>0</b> | <b>0</b> | <b>0</b> | <b>0</b> | <b>0</b> | <b>0</b> | <b>0</b> |  |
| 01/04 KC-W  |     | 1         |          | 0        | 0        | 0        | 0.0        | 0        | 0        | 0        | 0        | 0        | 0        | 0        | 0        |  |
| 01/11 at NE-L                                     |     | 1         |          | 0        | 0        | 0        | 0.0        | 0        | 0        | 0        | 0        | 0        | 0        | 0        | 0        |  |
| 1-AFC Wild Card Playoff, 2-AFC Divisional Playoff |     |           |          |          |          |          |            |          |          |          |          |          |          |          |          |  |

#### 2012, SAN FRANCISCO

| Date               | Opp | GP       | GS       | Tot      | So       | As       | Sk         | Yd       | Int      | Yd       | Lg       | TD       | PD       | FF       | FR       |
|--------------------|-----|----------|----------|----------|----------|----------|------------|----------|----------|----------|----------|----------|----------|----------|----------|
| 12/23 at Sea-L     |     | 1        |          | 0        | 0        | 0        | 0.0        | 0        | 0        | 0        | 0        | 0        | 0        | 0        | 0        |
| 12/30 Ari-W        |     | 1        |          | 0        | 0        | 0        | 0.0        | 0        | 0        | 0        | 0        | 0        | 0        | 0        | 0        |
| <b>2012 TOTALS</b> |     | <b>2</b> | <b>0</b> | <b>0</b> | <b>0</b> | <b>0</b> | <b>0.0</b> | <b>0</b> | <b>0</b> | <b>0</b> | <b>0</b> | <b>0</b> | <b>0</b> | <b>1</b> | <b>0</b> |

STAFF

PLAYERS

2015 SEASON

HISTORY

RECORDS

GAME DAY



## VETERANS

# DUKE JOHNSON JR.

**POSITION** ▶ RUNNING BACK  
**SCHOOL** ▶ MIAMI (FLA.)

# 29



**HT:** 5-9 // **WT:** 210 // **BORN:** 9/23/93 // **ACQUIRED:** D3A - '15 // **NFL EXPERIENCE:** SECOND YEAR

Originally drafted by the Cleveland Browns in the third round (77th overall) of the 2015 NFL Draft.

### SEASONAL REVIEWS:

**2015:** Played in all 16 games, starting seven...Rushed for 379 yards on 104 carries (3.6 avg.)...Added 61 receptions for 534 yards with two TDs...His 61 receptions rank second all-time among Browns rookies [Kevin Johnson, 66 in 1999] and tied for fifth in franchise history among all running backs... Among all NFL RBs, finished fourth in receptions and fifth in receiving yards...Among all NFL rookies, ranked second in receptions and sixth in receiving yards...Ranked fifth in scrimmage yards among rookies...[10/4] at SD: Started at RB and amassed 126 scrimmage yards on eight carries [31 yards] and nine receptions (85 yards), including a 34-yard TD catch, his first career TD...His nine receptions were most by Browns RB since 2002 and tied for fifth-most all-time...His 85 receiving yards were most by Browns RB since 2010...[11/5] at Cin.: Caught two passes for 38 yards, including 12-yard TD from Johnny Manziel...[12/13] vs. SF: In 24-10 victory, started at RB, rushing 13 times for season-high 78 yards... Helped Browns record 230 rushing yards, team's most since 2010 [230, vs. NE, 11/7] and tied for third-most since 1999.

**College:** Played in 33 career games and finished as Miami's all-time leading rusher with 3,519 yards on 526 carries... Averaged 6.7 yards per carry over his career...Tallied 26 career rushing TDs...Posted 69 career receptions for 719 yards and four TDs...Miami's all-time leader with 1,288 kick return yards and two TDs on 41 returns...Miami's all-time leader with 5,526 all-purpose yards...Tied for first in program history with 14 100-yard rushing games...Played in 13 games as a junior...Tied a Miami record with six consecutive 100-yard rushing games, totaling 973 yards over that span... Finished the season with 1,652 rushing yards and 10 TDs on 242 carries...Also caught 38 passes for 421 yards and three TDs...Led the ACC with 2,073 all-purpose yards, ranked fifth in the nation...Started seven of eight games played as a sophomore...Earned All-ACC honors...Carried 145 times for 920 yards and six TDs on the season...Added 14 kickoff returns for 396 yards...Averaged 174.1 all-purpose yards a game before suffering a season-ending ankle injury...Played in all 12 games as a freshman, making five starts...Rushed for freshman-record 947 yards and 10 TDs...Set school record with 892 kick return yards and two TDs...Tallied 2,060

### AT A GLANCE

- ▶ **His 61 receptions last year were second-most along all NFL rookies and rank second all-time among Browns rookies [Kevin Johnson, 66 in 1999].**
- ▶ **Finished college career as Miami's all-time leader in total rushing yards, total all-purpose yards and total kickoff return yards.**
- ▶ **Completed coursework at Miami this offseason towards earning his degree.**
- ▶ **Enjoys bowling, citing a 220 score as his personal best.**

all-purpose yards, marking the second-highest total in Miami history...Earned All-American accolades on the season... Posted six games with 200 all-purpose yards or more and four 100-yard rushing games...Led the ACC with a 33.0 yards per kick return average, ranked third in the nation...Named ACC Rookie of the Week five times...Received the team's Special Teams Player of the Year Award after the season... Majored in sports administration and completed coursework towards his degree this past offseason.

**Personal:** Given name Randy Johnson...Goes by Duke...Native of Miami...Also ran the 60-meter dash for the indoor track team while at Miami...Able to do front and back flips...  
**High School:** Attended Miami Norland High School...Tallied 1,957 rushing yards and 29 TDs, 14 receptions for 232 receiving yards and three TDs as a senior...Added three kickoff returns and one punt return for scores...Led Miami Norland to 14-0 season and state Class 5A championship in 2011... Also played baseball...  
**Community Involvement:** Spent time in 2015 visiting with military members and helping at local youth football camps...  
**Hobbies/Interests:** Enjoys bowling, citing a 220 score as his personal best...Also plays chess in his spare time...Lists soul as his favorite type of music and Young Money as his favorite music group.



## VETERANS

# D. JOHNSON continued...

## DUKE JOHNSON ▶ GAME-BY-GAME STATS

### 2015, CLEVELAND

| Date               | Opp      | GP        | GS       | RUSHING    |            |            |           |          | RECEIVING |            |            |           |          |
|--------------------|----------|-----------|----------|------------|------------|------------|-----------|----------|-----------|------------|------------|-----------|----------|
|                    |          |           |          | No         | Yds        | Avg        | Lg        | TD       | No        | Yds        | Avg        | Lg        | TD       |
| 09/13              | at NYJ-L | 1         | RB       | 7          | 22         | 3.1        | 8         | 0        | 0         | 0          | -          | -         | 0        |
| 09/20              | Ten-W    | 1         |          | 12         | 43         | 3.6        | 20        | 0        | 0         | 0          | -          | -         | 0        |
| 09/27              | Oak-L    | 1         |          | 4          | 3          | 0.8        | 6         | 0        | 6         | 32         | 5.3        | 18        | 0        |
| 10/04              | at SD-L  | 1         | RB       | 8          | 31         | 3.9        | 9         | 0        | 9         | 85         | 9.4        | 34T       | 1        |
| 10/11              | at Bal-W | 1         | RB       | 9          | 22         | 2.4        | 6         | 0        | 6         | 55         | 9.2        | 27        | 0        |
| 10/18              | Den-L    | 1         |          | 9          | 38         | 4.2        | 12        | 0        | 3         | 18         | 6.0        | 11        | 0        |
| 10/25              | at StL-L | 1         |          | 6          | 17         | 2.8        | 10        | 0        | 7         | 73         | 10.4       | 21        | 0        |
| 11/01              | Ari-L    | 1         |          | 1          | 3          | 3.0        | 3         | 0        | 2         | 68         | 34.0       | 52        | 0        |
| 11/05              | at Cin-L | 1         |          | 3          | 0          | 0.0        | 5         | 0        | 2         | 38         | 19.0       | 26        | 1        |
| 11/15              | at Pit-L | 1         |          | 4          | 10         | 2.5        | 9         | 0        | 4         | 18         | 4.5        | 10        | 0        |
| 11/30              | Bal-L    | 1         | RB       | 7          | 27         | 3.9        | 7         | 0        | 5         | 23         | 4.6        | 21        | 0        |
| 12/06              | Cin-L    | 1         |          | 5          | 2          | 0.4        | 5         | 0        | 4         | 30         | 7.5        | 10        | 0        |
| 12/13              | SF-W     | 1         | RB       | 13         | 78         | 6.0        | 19        | 0        | 1         | 6          | 6.0        | 6         | 0        |
| 12/20              | at Sea-L | 1         | RB       | 4          | 46         | 11.5       | 39        | 0        | 5         | 39         | 7.8        | 22        | 0        |
| 12/27              | at KC-L  | 1         | RB       | 8          | 26         | 3.3        | 11        | 0        | 3         | 15         | 5.0        | 8         | 0        |
| 10/03              | Pit-L    | 1         |          | 4          | 11         | 2.8        | 7         | 0        | 4         | 34         | 8.5        | 20        | 0        |
| <b>2015 TOTALS</b> |          | <b>16</b> | <b>7</b> | <b>104</b> | <b>379</b> | <b>3.6</b> | <b>39</b> | <b>0</b> | <b>61</b> | <b>534</b> | <b>8.8</b> | <b>52</b> | <b>2</b> |

#### KICKOFF RETURNS

| Year | Team      | No | Yds | Avg  | Lg | TD |
|------|-----------|----|-----|------|----|----|
| 2015 | Cleveland | 2  | 52  | 26.0 | 30 | 0  |

#### PUNT RETURNS

| No | FC | Yds | Avg | Lg | TD |
|----|----|-----|-----|----|----|
| 0  | 0  | 0   | -   | -  | 0  |

**ADDITIONAL STATISTICS:** 100-yard rushing games: None. 100 scrimmage yard games: 1 (116: 31 rush, 85 rec., at SD, 10/4/15. **FUMBLES:** 1 (0 lost) in 2015, NFL totals: 1 (0 lost). **Special-teams tackles:** 1 in 2015.

**SINGLE-GAME HIGHS & CAREER MILESTONES:** **RUSHING:** Attempts - 13, vs. SF, 12/13/15. Yards - 78, vs. SF, 12/13/15. TDs - None. Long - 39, vs. SF, 12/13/15. **RECEIVING:** Receptions - 9, at SD, 10/4/15. Yards - 85, at SD, 10/4/15. TDs - 1, twice, at SD, 10/4/15 (34 yards, J. McCown), at Cin, 11/5/15 (12 yards, J. Manziel). Long - 52, vs. Ari, 11/1/15. NFL debut: at NYJ, 9/13/15. First NFL rushing attempts: 7, at NYJ, 9/13/15. First NFL rushing TD: None. Last NFL rushing TD: None. First NFL reception: vs. Oak., 9/27/15 (-1 yards, J. McCown).

## DUKE FINISHES SECOND AMONG ROOKIES

Last season, RB Duke Johnson Jr. finished with 61 receptions, second among all NFL rookies in 2016 and tied for second-most among Browns rookies all-time.

#### BROWNS ROOKIE RECEPTION LEADERS

| Player              | Pos. | Year | Total |
|---------------------|------|------|-------|
| 1. Kevin Johnson    | WR   | 1999 | 66    |
| 2. Duke Johnson Jr. | RB   | 2015 | 61    |
| Greg Little         | WR   | 2011 | 61    |
| 4. Eric Metcalf     | RB   | 1989 | 54    |
| 5. Paul Warfield    | WR   | 1964 | 52    |

#### 2015 NFL ROOKIE RECEPTION LEADERS

| Player              | Team       | Total |
|---------------------|------------|-------|
| 1. Amari Cooper     | Oakland    | 72    |
| 2. Duke Johnson Jr. | Cleveland  | 61    |
| 3. Jamison Crowder  | Washington | 59    |



# MALCOLM JOHNSON



**POSITION** ▶ FULLBACK  
**SCHOOL** ▶ MISSISSIPPI STATE

# 42

**HT:** 6-1 // **WT:** 231 // **BORN:** 8/11/92 // **ACQUIRED:** D6B - '15 // **NFL EXPERIENCE:** SECOND YEAR

Originally drafted by the Cleveland Browns in the sixth round (195th overall) of the 2015 NFL Draft.

### SEASONAL REVIEWS:

**2015:** Played in 12 games, starting five at FB...Caught four passes for 15 yards...Added three solo special-teams tackles...Placed on injured reserve (groin) prior to Week 14.

**College:** Played in 45 career games, starting 23 at Mississippi State...Caught 79 career receptions for 1,148 yards and 10 TDs as a tight end...Finished with 28 catches for 380 yards and three TDs as a senior...Played in 13 games, starting 12 as a senior...Named team captain...Tallied 28 receptions for 380 yards and three TDs...Played in 13 games as a junior, earning All-SEC second-team honors... Totaled 30 receptions for 391 yards and two TDs...Graduated with a degree in business administration.

**Personal:** Given name Malcolm Jamaine Johnson...Native of Tuscaloosa, Ala...Uncle, Thomas Pruitt Jr., played football at Florida State...Worked at his grandfather's gas station growing up...**High School:** Attended Northridge High School in Tuscaloosa, Ala...Caught 39 passes for 598

### AT A GLANCE

- ▶ Team captain for Mississippi State in 2014.
- ▶ Has his own foundation, Brother's Keeper, which aims to help high school athletes improve their grades for college acceptance.
- ▶ Worked at his grandfather's gas station growing up.

yards and eight TDs as a senior wide receiver...Hauled in 41 receptions for 492 yards and nine TDs as a junior...Also played basketball and baseball...**Community Involvement:** Has his own foundation, Brother's Keeper, which aims to help high school athletes improve their grades for college acceptance...**Hobbies/Interests:** Enjoys fishing in his spare time...Lists R&B, hip-hop and gospel as his favorite types of music...Cites ESPN, the Discovery Channel and Animal Planet as his favorite things to watch on TV.

## MALCOLM JOHNSON ▶ GAME-BY-GAME STATS

### 2015, CLEVELAND

| Date               | Opp      | RUSHING   |          |          |          |          |          |          | RECEIVING |           |            |          |          |
|--------------------|----------|-----------|----------|----------|----------|----------|----------|----------|-----------|-----------|------------|----------|----------|
|                    |          | GP        | GS       | No       | Yds      | Avg      | Lg       | TD       | No        | Yds       | Avg        | Lg       | TD       |
| 09/13              | at NYJ-L | 1         |          | 0        | 0        | 0        | 0        | 0        | 2         | 14        | 7.0        | 8        | 0        |
| 09/20              | Ten-W    | 1         |          | 0        | 0        | 0        | 0        | 0        | 0         | 0         | -          | -        | 0        |
| 09/27              | Oak-L    | 1         | FB       | 0        | 0        | 0        | 0        | 0        | 0         | 0         | -          | -        | 0        |
| 10/04              | at SD-L  | 1         |          | 0        | 0        | 0        | 0        | 0        | 0         | 0         | -          | -        | 0        |
| 10/11              | at Bal-W | 1         |          | 0        | 0        | 0        | 0        | 0        | 0         | 0         | -          | -        | 0        |
| 10/18              | Den-L    | 1         | FB       | 0        | 0        | 0        | 0        | 0        | 1         | 0         | 0.0        | 0        | 0        |
| 10/25              | at StL-L | 1         |          | 0        | 0        | 0        | 0        | 0        | 0         | 0         | -          | -        | 0        |
| 11/01              | Ari-L    | 1         | FB       | 0        | 0        | 0        | 0        | 0        | 0         | 0         | -          | -        | 0        |
| 11/05              | at Cin-L | 1         | FB       | 0        | 0        | 0        | 0        | 0        | 0         | 0         | -          | -        | 0        |
| 11/15              | at Pit-L | 1         | FB       | 0        | 0        | 0        | 0        | 0        | 0         | 0         | -          | -        | 0        |
| 11/30              | Bal-L    | 1         |          | 0        | 0        | 0        | 0        | 0        | 1         | 1         | 1.0        | 1        | 0        |
| 12/06              | Cin-L    | 1         |          | 0        | 0        | 0        | 0        | 0        | 0         | 0         | -          | -        | 0        |
| 12/13              | SF-W     |           |          |          |          |          |          |          |           |           |            |          |          |
| 12/20              | at Sea-L |           |          |          |          |          |          |          |           |           |            |          |          |
| 12/27              | at KC-L  |           |          |          |          |          |          |          |           |           |            |          |          |
| 01/03              | Pit-L    |           |          |          |          |          |          |          |           |           |            |          |          |
| <b>2015 TOTALS</b> |          | <b>12</b> | <b>5</b> | <b>0</b> | <b>0</b> | <b>0</b> | <b>0</b> | <b>0</b> | <b>4</b>  | <b>15</b> | <b>3.8</b> | <b>8</b> | <b>0</b> |

**ADDITIONAL STATISTICS:** 100-yard rushing games: None. 100 scrimmage yard games: None. FUMBLES: None. Special-teams tackles: 3 in 2015.

**SINGLE-GAME HIGHS & CAREER MILESTONES:** RUSHING: Attempts - None. Yards - None. TDs - None. Long - None. RECEIVING: Receptions - 2, at NYJ., 9/13/15. Yards - 14, at NYJ., 9/13/15. TDs - None. Long - 8, at NYJ., 9/13/15. NFL debut: at NYJ, 9/13/15. First NFL rushing attempts: None. First NFL rushing TD: None. Last NFL rushing TD: None. First NFL reception: at NYJ., 9/13/15 (8 yards, J. McCown).



## VETERANS

# DON JONES

**POSITION** ▶ DEFENSIVE BACK  
**SCHOOL** ▶ ARKANSAS STATE

# 35



**HT:** 5-11 // **WT:** 195 // **BORN:** 5/14/90 // **ACQUIRED:** W. [NO] - '15 // **NFL EXPERIENCE:** FOURTH YEAR

Originally drafted by the Miami Dolphins in the seventh round (250th overall) in 2013...Waived by the Dolphins on Aug. 31, 2014...Signed by the New England Patriots on Sept. 1, 2014...Waived by the Patriots on Nov. 27, 2014...Claimed by the Dolphins via waivers on Nov. 28, 2014...Waived by the Dolphins on Sept. 5, 2015...Signed to the New Orleans Saints' practice squad on Sept. 7, 2015...Elevated to the Saints' active roster on Sept. 12, 2015...Waived by the Saints on Oct. 13, 2015...Signed by the Cleveland Browns on Oct. 13, 2015.

### SEASONAL REVIEWS:

**2015:** Played in five games for the Saints [Weeks 1-5]... Played in nine games with Cleveland on special teams, notching five tackles...[10/18] vs. Den.: Made Browns debut, notching two special-teams tackles.

**2014:** Appeared in 13 games and logged 11 special-teams stops...Played in nine games with the Patriots, recording six special-teams tackles...Notched five special-teams tackles in six games with the Dolphins.

**2013:** Played in all 16 games as a rookie in Miami...Finished with a team-high 11 special teams tackles.

**College:** Three-year letterman and two-year starter at Arkansas State...Started all 13 games as a senior and recorded 74 tackles, 5.5 tackles for a loss and an interception...Finished his junior season with 54 tackles, three passes defended, one interception, one sack, and a blocked kick...Majored in interdisciplinary studies.

**Personal:** Given name is Don Jones II...Born in Tusculumbia, Ala...Native of Town Creek, Ala...Has a daughter, Lia...Sister, Amber, played basketball at UAB and professionally overseas in Romania...**High School:** Attended Hazelwood High School

### AT A GLANCE

- ▶ Works frequently with the foundation Gearing Towards Greatness to put on events in his hometown community of Town Creek, Ala.
- ▶ Enjoys riding his four-wheeler and spending time on his horse farm in his spare time.
- ▶ Sister, Amber, played basketball at UAB and professionally overseas in Romania.
- ▶ Completed an internship this summer at the Cleveland Municipal Court.

in Town Creek, Ala...Played both running back and defensive back...Rushed for 1,853 yards and 22 touchdowns as a senior...Won the state track and field championship in the 100-, 200- and 400-meter events...**Community Involvement:** Works frequently with the foundation Gearing Towards Greatness to put on events in his hometown community of Town Creek, Ala...**Hobbies/Interests:** Enjoys riding his four-wheeler and spending time on his horse farm in his spare time...Completed an internship this summer at the Cleveland Municipal Court.

### DON JONES ▶ CAREER STATS

| Year | Team                     | GP | GS | TACKLES |      |      |     | Yds | INTERCEPTIONS |     |    |    |    | FUMBLES |    |     |   |
|------|--------------------------|----|----|---------|------|------|-----|-----|---------------|-----|----|----|----|---------|----|-----|---|
|      |                          |    |    | Tot     | Solo | Asst | Sk  |     | No            | Yds | Lg | TD | PD | FF      | FR | Yds |   |
| 2013 | Miami                    | 16 | 0  | 0       | 0    | 0    | 0.0 | 0   | 0             | 0   | 0  | 0  | 0  | 0       | 1  | 0   | 0 |
| 2014 | Miami                    | 4  | 0  | 0       | 0    | 0    | 0.0 | 0   | 0             | 0   | 0  | 0  | 0  | 0       | 0  | 0   | 0 |
|      | New England              | 9  | 0  | 0       | 0    | 0    | 0.0 | 0   | 0             | 0   | 0  | 0  | 0  | 0       | 0  | 0   | 0 |
|      | 2014 totals              | 13 | 0  | 0       | 0    | 0    | 0.0 | 0   | 0             | 0   | 0  | 0  | 0  | 0       | 0  | 0   | 0 |
| 2015 | New Orleans              | 5  | 0  | 0       | 0    | 0    | 0.0 | 0   | 0             | 0   | 0  | 0  | 0  | 0       | 0  | 0   | 0 |
|      | Cleveland                | 9  | 0  | 0       | 0    | 0    | 0.0 | 0   | 0             | 0   | 0  | 0  | 0  | 0       | 0  | 0   | 0 |
|      | 2015 totals              | 14 | 0  | 0       | 0    | 0    | 0.0 | 0   | 0             | 0   | 0  | 0  | 0  | 0       | 0  | 0   | 0 |
|      | NFL totals (three years) | 43 | 0  | 0       | 0    | 0    | 0.0 | 0   | 0             | 0   | 0  | 0  | 0  | 0       | 1  | 0   | 0 |

**ADDITIONAL STATISTICS:** Multiple-interception games – None. Career interceptions – None. Special-teams tackles – 11 in 2013, 11 in 2014; 4 (3 with Browns) in 2015; NFL total: 26.

**SINGLE-GAME HIGHS & CAREER MILESTONES:** TACKLES: Total – None. Solo – None. INTERCEPTIONS: None. Yards – None. Long – None. TDs – None. PASSES DEFENSED: None. SACKS: None. FUMBLES: Forced – None. Recovered – None. NFL debut: None. First NFL interception: None. First NFL sack: None. Last NFL INT – None.



# JONES continued...

## DON JONES ▶ GAME-BY-GAME STATS

### 2015, NEW ORLEANS

| Date     | Opp   | GP | GS | Tot | So | As | Sk  | Yd  | Int | Yd | Lg | TD | PD | FF | FR |
|----------|-------|----|----|-----|----|----|-----|-----|-----|----|----|----|----|----|----|
| 09/13 at | Ari-I | 1  | 0  | 0   | 0  | 0  | 0.0 | 0.0 | 0   | -  | -  | 0  | 0  | 0  | 0  |
| 09/20    | TB-L  | 1  | 0  | 0   | 0  | 0  | 0.0 | 0.0 | 0   | -  | -  | 0  | 0  | 0  | 0  |
| 09/27 at | Car-L | 1  | 0  | 0   | 0  | 0  | 0.0 | 0.0 | 0   | -  | -  | 0  | 0  | 0  | 0  |
| 10/04    | Dal-W | 1  | 0  | 0   | 0  | 0  | 0.0 | 0.0 | 0   | -  | -  | 0  | 0  | 0  | 0  |
| 10/11 at | Phi-L | 1  | 0  | 0   | 0  | 0  | 0.0 | 0.0 | 0   | -  | -  | 0  | 0  | 0  | 0  |

### 2015, CLEVELAND

| Date                               | Opp   | GP        | GS       | Tot      | So       | As       | Sk         | Yd         | Int      | Yd       | Lg       | TD       | PD       | FF       | FR       |
|------------------------------------|-------|-----------|----------|----------|----------|----------|------------|------------|----------|----------|----------|----------|----------|----------|----------|
| 10/18                              | Den-L | 1         | 0        | 0        | 0        | 0        | 0.0        | 0.0        | 0        | -        | -        | 0        | 0        | 0        | 0        |
| 10/25 at                           | StL-L | 1         | 0        | 0        | 0        | 0        | 0.0        | 0.0        | 0        | -        | -        | 0        | 0        | 0        | 0        |
| 11/01                              | Ari-L |           |          |          |          |          |            |            |          |          |          |          |          |          |          |
| ***Inactive -- coach's decision*** |       |           |          |          |          |          |            |            |          |          |          |          |          |          |          |
| 11/05 at                           | Cin-L | 1         | 0        | 0        | 0        | 0        | 0.0        | 0.0        | 0        | -        | -        | 0        | 0        | 0        | 0        |
| 11/15 at                           | Pit-L | 1         | 0        | 0        | 0        | 0        | 0.0        | 0.0        | 0        | -        | -        | 0        | 0        | 0        | 0        |
| 11/30                              | Bal-L |           |          |          |          |          |            |            |          |          |          |          |          |          |          |
| ***Inactive -- coach's decision*** |       |           |          |          |          |          |            |            |          |          |          |          |          |          |          |
| 12/06                              | Cin-L | 1         | 0        | 0        | 0        | 0        | 0.0        | 0.0        | 0        | -        | -        | 0        | 0        | 0        | 0        |
| 12/13                              | SF-W  | 1         | 0        | 0        | 0        | 0        | 0.0        | 0.0        | 0        | -        | -        | 0        | 0        | 0        | 0        |
| 12/20 at                           | Sea-L | 1         | 0        | 0        | 0        | 0        | 0.0        | 0.0        | 0        | -        | -        | 0        | 0        | 0        | 0        |
| 12/27 at                           | KC-L  | 1         | 0        | 0        | 0        | 0        | 0.0        | 0.0        | 0        | -        | -        | 0        | 0        | 0        | 0        |
| 01/03                              | Pit-L | 1         | 0        | 0        | 0        | 0        | 0.0        | 0.0        | 0        | -        | -        | 0        | 0        | 0        | 0        |
| <b>2015 TOTALS</b>                 |       | <b>14</b> | <b>0</b> | <b>0</b> | <b>0</b> | <b>0</b> | <b>0.0</b> | <b>0.0</b> | <b>0</b> | <b>-</b> | <b>-</b> | <b>0</b> | <b>0</b> | <b>0</b> | <b>0</b> |

### 2014, NEW ENGLAND

| Date     | Opp   | GP | GS | Tot | So | As | Sk  | Yd | Int | Yd | Lg | TD | PD | FF | FR |
|----------|-------|----|----|-----|----|----|-----|----|-----|----|----|----|----|----|----|
| 09/07 at | Mia-L | 1  | 0  | 0   | 0  | 0  | 0.0 | 0  | 0   | 0  | 0  | 0  | 0  | 0  | 0  |
| 09/14 at | Min-W | 1  | 0  | 0   | 0  | 0  | 0.0 | 0  | 0   | 0  | 0  | 0  | 0  | 0  | 0  |
| 09/29 at | KC-L  | 1  | 0  | 0   | 0  | 0  | 0.0 | 0  | 0   | 0  | 0  | 0  | 0  | 0  | 0  |
| 10/05    | Cin-W | 1  | 0  | 0   | 0  | 0  | 0.0 | 0  | 0   | 0  | 0  | 0  | 0  | 0  | 0  |
| 10/12 at | Buf-W | 1  | 0  | 0   | 0  | 0  | 0.0 | 0  | 0   | 0  | 0  | 0  | 0  | 0  | 0  |
| 10/16    | NYJ-W | 1  | 0  | 0   | 0  | 0  | 0.0 | 0  | 0   | 0  | 0  | 0  | 0  | 0  | 0  |
| 10/26    | Chi-W | 1  | 0  | 0   | 0  | 0  | 0.0 | 0  | 0   | 0  | 0  | 0  | 0  | 0  | 0  |
| 11/02    | Den-W | 1  | 0  | 0   | 0  | 0  | 0.0 | 0  | 0   | 0  | 0  | 0  | 0  | 0  | 0  |
| 11/23    | Det-W | 1  | 0  | 0   | 0  | 0  | 0.0 | 0  | 0   | 0  | 0  | 0  | 0  | 0  | 0  |

### 2014, MIAMI

| Date               | Opp   | GP        | GS       | Tot      | So       | As       | Sk         | Yd       | Int      | Yd       | Lg       | TD       | PD       | FF       | FR       |
|--------------------|-------|-----------|----------|----------|----------|----------|------------|----------|----------|----------|----------|----------|----------|----------|----------|
| 12/01 at           | NYJ-W | 1         | 0        | 0        | 0        | 0        | 0.0        | 0        | 0        | 0        | 0        | 0        | 0        | 0        | 0        |
| 12/07              | Bal-L | 1         | 0        | 0        | 0        | 0        | 0.0        | 0        | 0        | 0        | 0        | 0        | 0        | 0        | 0        |
| 12/14 at           | NE-L  | 1         | 0        | 0        | 0        | 0        | 0.0        | 0        | 0        | 0        | 0        | 0        | 0        | 0        | 0        |
| 12/28              | NYJ-L | 1         | 0        | 0        | 0        | 0        | 0.0        | 0        | 0        | 0        | 0        | 0        | 0        | 0        | 0        |
| <b>2014 TOTALS</b> |       | <b>13</b> | <b>0</b> | <b>0</b> | <b>0</b> | <b>0</b> | <b>0.0</b> | <b>0</b> | <b>0</b> | <b>0</b> | <b>0</b> | <b>0</b> | <b>0</b> | <b>0</b> | <b>0</b> |

### 2013, MIAMI

| Date               | Opp   | GP        | GS       | Tot      | So       | As       | Sk         | Yd       | Int      | Yd       | Lg       | TD       | PD       | FF       | FR       |
|--------------------|-------|-----------|----------|----------|----------|----------|------------|----------|----------|----------|----------|----------|----------|----------|----------|
| 09/08 at           | Cle-W | 1         | 0        | 0        | 0        | 0        | 0.0        | 0        | 0        | 0        | 0        | 0        | 0        | 0        | 0        |
| 09/15 at           | Ind-W | 1         | 0        | 0        | 0        | 0        | 0.0        | 0        | 0        | 0        | 0        | 0        | 0        | 0        | 0        |
| 09/22              | Atl-W | 1         | 0        | 0        | 0        | 0        | 0.0        | 0        | 0        | 0        | 0        | 0        | 0        | 1        | 0        |
| 09/30 at           | NO-L  | 1         | 0        | 0        | 0        | 0        | 0.0        | 0        | 0        | 0        | 0        | 0        | 0        | 0        | 0        |
| 10/06              | Bal-L | 1         | 0        | 0        | 0        | 0        | 0.0        | 0        | 0        | 0        | 0        | 0        | 0        | 0        | 0        |
| 10/20              | Buf-L | 1         | 0        | 0        | 0        | 0        | 0.0        | 0        | 0        | 0        | 0        | 0        | 0        | 0        | 0        |
| 10/27 at           | NE-L  | 1         | 0        | 0        | 0        | 0        | 0.0        | 0        | 0        | 0        | 0        | 0        | 0        | 0        | 0        |
| 10/31              | Cin-W | 1         | 0        | 0        | 0        | 0        | 0.0        | 0        | 0        | 0        | 0        | 0        | 0        | 0        | 0        |
| 11/11 at           | TB-L  | 1         | 0        | 0        | 0        | 0        | 0.0        | 0        | 0        | 0        | 0        | 0        | 0        | 0        | 0        |
| 11/17              | SD-W  | 1         | 0        | 0        | 0        | 0        | 0.0        | 0        | 0        | 0        | 0        | 0        | 0        | 0        | 0        |
| 11/24              | Car-L | 1         | 0        | 0        | 0        | 0        | 0.0        | 0        | 0        | 0        | 0        | 0        | 0        | 0        | 0        |
| 12/01 at           | NYJ-W | 1         | 0        | 0        | 0        | 0        | 0.0        | 0        | 0        | 0        | 0        | 0        | 0        | 0        | 0        |
| 12/08 at           | Pit-W | 1         | 0        | 0        | 0        | 0        | 0.0        | 0        | 0        | 0        | 0        | 0        | 0        | 0        | 0        |
| 12/15              | NE-W  | 1         | 0        | 0        | 0        | 0        | 0.0        | 0        | 0        | 0        | 0        | 0        | 0        | 0        | 0        |
| 12/22 at           | Buf-L | 1         | 0        | 0        | 0        | 0        | 0.0        | 0        | 0        | 0        | 0        | 0        | 0        | 0        | 0        |
| 12/29              | NYJ-L | 1         | 0        | 0        | 0        | 0        | 0.0        | 0        | 0        | 0        | 0        | 0        | 0        | 0        | 0        |
| <b>2013 TOTALS</b> |       | <b>16</b> | <b>0</b> | <b>0</b> | <b>0</b> | <b>0</b> | <b>0.0</b> | <b>0</b> | <b>0</b> | <b>0</b> | <b>0</b> | <b>0</b> | <b>0</b> | <b>1</b> | <b>0</b> |





## VETERANS

# CHRISTIAN KIRKSEY

**POSITION** ▶ LINEBACKER

**SCHOOL** ▶ IOWA

# 58



**HT:** 6-2 // **WT:** 235 // **BORN:** 8/31/92 // **ACQUIRED:** D3A - '14 // **NFL EXPERIENCE:** THIRD YEAR

Originally drafted by Cleveland in the third round (71st overall) of the 2014 NFL Draft, the first of the Browns' two third-round selections.

### SEASONAL REVIEWS:

**2015:** Played in all 16 games with five starts...Amassed 53 tackles, career-high 3.5 sacks, one pass defended, one forced fumble and one fumble recovery...Finished second on team with career-high 13 special-teams tackles... (10/18) vs. Den.: Tied career best with nine tackles.

**2014:** Played in all 16 games with eight starts...Registered 75 tackles, three passes defended, two sacks and one forced fumble...Maurice Bassett Award recipient, given to the most outstanding rookie in Browns training camp, as determined by local media...[9/7] at Pit.: In NFL debut, earned first career sack in third quarter to help force Steelers punt...[10/19] at Jax.: Posted seven tackles with one sack...Added two special-teams tackles...[12/14] vs. Cin.: Totaled eight tackles and forced first career fumble.

**College:** Named defensive captain his junior and senior seasons at Iowa...Started 38 consecutive games from the beginning of his sophomore year to the end of his senior season...Appeared in 49 games...Saw action at both inside and outside LB...Registered 315 tackles, 5.5 sacks, four interceptions, seven fumble recoveries and five forced fumbles...Also returned two interceptions for TDs and one fumble for a score, becoming the third player in school history to total at least three career defensive TDs.

**Personal:** Given name Christian Paul Kirksey...Born in St. Louis, Mo...Late father, Elmer, was a pastor...Cites his father and mother, Patrice, as the reasons for his strong religious faith...Youngest of seven siblings...Has three brothers and three sisters...Nephew, Brandon Kirksey, played DT at Minnesota...**High School:** Attended Hazelwood East High School in St. Louis, Mo., where former NFL LB Mike

### AT A GLANCE

- ▶ Former NFL LB Mike Jones was his high school football coach at Hazelwood East High School in St. Louis, Mo.
- ▶ Due to a glitch in Madden 15, he measured 1-foot-2 in the game. He used that notoriety, which included interviews on ESPN and CNN, to spread his mother's words of wisdom that no matter how small you are, always dream big and live big.
- ▶ Musically gifted, has played the drums since the age of seven and sang in church choir, where his late father, Elmer, was the pastor.

Jones served as head coach...Earned All-America and All-State honors after leading the conference with 163 tackles...Also lettered in track as a member of the school's 2008 state championship team...Also played basketball and was an honor roll student...**Community Involvement:** Active with Camp Courageous, which aims to foster independence and better the quality of life for children and adults with developmental disabilities through outdoor activities...Has visited several Cleveland-area schools, hospitals and youth camps...**Hobbies/Interests:** Played the drums since he was seven years old...Enjoys going to music stores to check out various instruments...Also enjoys song-writing when away from football...Likes to bowl and skate...Due to a glitch in Madden 15, he measured 1-foot-2 in the game, which garnered national exposure.



# KIRKSEY continued...

## CHRISTIAN KIRKSEY ▶ CAREER STATS

| Year                          | Team      | TACKLES   |           |            |           |           |            |             | INTERCEPTIONS |          |          |          |          | FUMBLES  |          |          |
|-------------------------------|-----------|-----------|-----------|------------|-----------|-----------|------------|-------------|---------------|----------|----------|----------|----------|----------|----------|----------|
|                               |           | GP        | GS        | Tot        | Solo      | Asst      | Sk         | Yds         | No            | Yds      | Lg       | TD       | PD       | FF       | FR       | Yds      |
| 2014                          | Cleveland | 16        | 8         | 75         | 41        | 34        | 2.0        | 7.0         | 0             | 0        | -        | 0        | 3        | 1        | 0        | 0        |
| 2015                          | Cleveland | 16        | 5         | 53         | 34        | 19        | 3.5        | 13.0        | 0             | 0        | -        | 0        | 1        | 1        | 1        | 0        |
| <b>NFL totals (two years)</b> |           | <b>32</b> | <b>13</b> | <b>158</b> | <b>75</b> | <b>53</b> | <b>5.5</b> | <b>20.0</b> | <b>0</b>      | <b>0</b> | <b>-</b> | <b>0</b> | <b>4</b> | <b>2</b> | <b>1</b> | <b>0</b> |

**ADDITIONAL STATISTICS:** Career sacks – Ben Roethlisberger (2.0), Blake Bortles (1.0), Blaine Gabbert (1.), Philip Rivers (1.0), Russell Wilson (0.5). Career forced fumbles – Amari Cooper (1), Jeremy Hill (1). Special teams tackles– 7 in 2014; 13 in 2015; NFL totals: 20.

**SINGLE-GAME HIGHS & CAREER MILESTONES:** TACKLES: Total – 9, twice; vs. Hou., 11/16/14; vs. Den., 10/18/15. Solo – 6, twice; vs. Cin., 12/14/14; vs. Den., 10/18/15. SACKS: 1, five times; last; vs. SF, 12/13/15. FUMBLES: Forced: 1, two times; vs. Cin., 12/14/14; vs. Oak., 9/27/15. Recovered: 1, vs. Ten., 9/20/15. Yards: None. PASSES DEFENSED: 1, four times; last; at Pit., 11/15/15. NFL debut: at Pit., 9/7/14. First NFL start: vs. NO, 9/14/14. First NFL sack: at Pit., 9/7/14 (B. Roethlisberger).

## CHRISTIAN KIRKSEY ▶ GAME-BY-GAME STATS

### 2015, CLEVELAND

| Date               | Opp   | GP        | GS       | Tot       | So        | As        | Sk         | Yd          | Int      | Yd       | Lg       | TD       | PD       | FF       | FR       |
|--------------------|-------|-----------|----------|-----------|-----------|-----------|------------|-------------|----------|----------|----------|----------|----------|----------|----------|
| 09/13 at NYJ-L     | 1     | 2         | 0        | 2         | 0         | 2         | 0.0        | 0.0         | 0        | -        | -        | 0        | 0        | 0        | 0        |
| 09/20 Ten-W        | 1     | 2         | 2        | 0         | 0         | 0         | 0.0        | 0.0         | 0        | -        | -        | 0        | 0        | 0        | 0        |
| 09/27 Oak-L        | 1     | 4         | 2        | 2         | 2         | 0         | 0.0        | 0.0         | 0        | -        | -        | 0        | 0        | 1        | 0        |
| 10/04 at SD-L      | 1WILL | 5         | 4        | 1         | 1.0       | 7.0       | 0          | -           | -        | -        | 0        | 0        | 0        | 0        | 0        |
| 10/11 at Bal-W     | 1WILL | 2         | 0        | 2         | 0         | 0         | 0.0        | 0.0         | 0        | -        | -        | 0        | 0        | 0        | 0        |
| 10/18 Den-L        | 1WILL | 9         | 6        | 3         | 0         | 0         | 0.0        | 0.0         | 0        | -        | -        | 0        | 0        | 0        | 0        |
| 10/25 at StL-L     | 1WILL | 7         | 5        | 2         | 0         | 0         | 0.0        | 0.0         | 0        | -        | -        | 0        | 0        | 0        | 0        |
| 11/01 Ari-L        | 1     | 1         | 1        | 0         | 0         | 0         | 0.0        | 0.0         | 0        | -        | -        | 0        | 0        | 0        | 0        |
| 11/05 at Cin-L     | 1     | 0         | 0        | 0         | 0         | 0         | 0.0        | 0.0         | 0        | -        | -        | 0        | 0        | 0        | 0        |
| 11/15 at Pit-L     | 1     | 4         | 3        | 1         | 1.0       | 3.0       | 0          | -           | -        | -        | 0        | 1        | 0        | 0        | 0        |
| 11/30 Bal-L        | 1     | 3         | 3        | 0         | 0         | 0         | 0.0        | 0.0         | 0        | -        | -        | 0        | 0        | 0        | 0        |
| 12/06 Cin-L        | 1     | 4         | 3        | 1         | 0         | 0         | 0.0        | 0.0         | 0        | -        | -        | 0        | 0        | 0        | 0        |
| 12/13 SF-W         | 1     | 3         | 3        | 0         | 1.0       | 3.0       | 0          | -           | -        | -        | 0        | 0        | 0        | 0        | 0        |
| 12/20 at Sea-L     | 1     | 4         | 1        | 3         | 0.5       | 0.0       | 0          | -           | -        | -        | 0        | 0        | 0        | 0        | 0        |
| 12/27 at KC-L      | 1     | 1         | 0        | 1         | 0         | 0         | 0.0        | 0.0         | 0        | -        | -        | 0        | 0        | 0        | 0        |
| 01/03 Pit-L        | 1WILL | 2         | 1        | 1         | 0         | 0         | 0.0        | 0.0         | 0        | -        | -        | 0        | 0        | 0        | 0        |
| <b>2015 TOTALS</b> |       | <b>16</b> | <b>5</b> | <b>53</b> | <b>34</b> | <b>19</b> | <b>3.5</b> | <b>13.0</b> | <b>0</b> | <b>-</b> | <b>-</b> | <b>0</b> | <b>1</b> | <b>1</b> | <b>0</b> |

### 2014, CLEVELAND

| Date               | Opp   | GP        | GS       | Tot       | So        | As        | Sk         | Yd         | Int      | Yd       | Lg       | TD       | PD       | FF       | FR       |
|--------------------|-------|-----------|----------|-----------|-----------|-----------|------------|------------|----------|----------|----------|----------|----------|----------|----------|
| 09/07 at Pit-L     | 1     | 1         | 1        | 0         | 1.0       | 5.0       | 0          | 0          | -        | -        | 0        | 0        | 0        | 0        | 0        |
| 09/14 NO-W         | 1WILL | 4         | 1        | 3         | 0         | 0         | 0.0        | 0.0        | 0        | 0        | -        | 0        | 0        | 0        | 0        |
| 09/21 Bal-L        | 1     | 5         | 0        | 5         | 0         | 0         | 0.0        | 0.0        | 0        | 0        | -        | 0        | 0        | 0        | 0        |
| 10/05 at Ten-W     | 1     | 6         | 3        | 3         | 0         | 0         | 0.0        | 0.0        | 0        | 0        | -        | 0        | 0        | 0        | 0        |
| 10/12 Pit-W        | 1WILL | 5         | 2        | 3         | 0         | 0         | 0.0        | 0.0        | 0        | 0        | -        | 0        | 1        | 0        | 0        |
| 10/19 at Jax-L     | 1WILL | 7         | 5        | 2         | 1.0       | 2.0       | 0          | 0          | -        | -        | 0        | 0        | 0        | 0        | 0        |
| 10/26 Oak-W        | 1     | 4         | 3        | 1         | 0         | 0         | 0.0        | 0.0        | 0        | 0        | -        | 0        | 0        | 0        | 0        |
| 11/02 TB-W         | 1     | 2         | 1        | 1         | 0         | 0         | 0.0        | 0.0        | 0        | 0        | -        | 0        | 0        | 0        | 0        |
| 11/06 at Cin-W     | 1     | 3         | 2        | 1         | 0         | 0         | 0.0        | 0.0        | 0        | 0        | -        | 0        | 1        | 0        | 0        |
| 11/16 Hou-L        | 1WILL | 9         | 3        | 6         | 0         | 0         | 0.0        | 0.0        | 0        | 0        | -        | 0        | 1        | 0        | 0        |
| 11/23 at Att-W     | 1WILL | 5         | 4        | 1         | 0         | 0         | 0.0        | 0.0        | 0        | 0        | -        | 0        | 0        | 0        | 0        |
| 11/30 at Buf-L     | 1WILL | 7         | 5        | 2         | 0         | 0         | 0.0        | 0.0        | 0        | 0        | -        | 0        | 0        | 0        | 0        |
| 12/07 Ind-L        | 1WILL | 3         | 2        | 1         | 0         | 0         | 0.0        | 0.0        | 0        | 0        | -        | 0        | 0        | 0        | 0        |
| 12/14 Cin-L        | 1WILL | 8         | 6        | 2         | 0         | 0         | 0.0        | 0.0        | 0        | 0        | -        | 0        | 0        | 1        | 0        |
| 12/21 at Car-L     | 1     | 5         | 3        | 2         | 0         | 0         | 0.0        | 0.0        | 0        | 0        | -        | 0        | 0        | 0        | 0        |
| 12/28 at Bal-L     | 1     | 1         | 0        | 1         | 0         | 0         | 0.0        | 0.0        | 0        | 0        | -        | 0        | 0        | 0        | 0        |
| <b>2014 TOTALS</b> |       | <b>16</b> | <b>8</b> | <b>75</b> | <b>41</b> | <b>34</b> | <b>2.0</b> | <b>7.0</b> | <b>0</b> | <b>0</b> | <b>-</b> | <b>0</b> | <b>3</b> | <b>1</b> | <b>0</b> |




## VETERANS

# PAUL KRUGER

**POSITION** ▶ LINEBACKER

**SCHOOL** ▶ UTAH

# 99



**HT:** 6-4 // **WT:** 270 // **BORN:** 2/15/86 // **ACQUIRED:** UFA [BAL.] - '13 // **NFL EXPERIENCE:** EIGHTH YEAR  
**SUPER BOWLS WON:** ONE [XLVII]



Selected by Baltimore Ravens in second round (57th overall) of 2009 NFL Draft, April 25, 2009...Signed by Cleveland Browns as unrestricted free agent, March 12, 2013.

### CAREER HIGHLIGHTS:

Registered a game-high two sacks during the Ravens' Super Bowl XLVII victory over San Francisco [2/3/13]...Tied a Ravens franchise record with at least one sack in five consecutive games [totaling 6.5 sacks from games 9-13 in 2012]...Led the Ravens with nine sacks in 2012...Led the Browns with 11 sacks in 2014, tied for the fifth-highest total in team history.

### SEASONAL REVIEWS:

**2015:** Played in all 16 games with 15 starts...Notched 27 tackles and 2.5 sacks.

**2014:** Led Browns with career-high 11 sacks, the most by a Brown since 2006 and tied for the fifth-highest total in team history...Recorded nine sacks in final 10 games... Forced career-high four fumbles...Started 15 of 16 games at OLB...[9/14] vs. NO: Posted three tackles, one sack and one pass defended...Pressured QB Drew Brees in second quarter to help cause Tashaun Gipson's interception, which was returned for a 62-yard TD...[10/26] vs. Oak.: During 23-13 win, registered career-high three sacks... Added five tackles, one pass defended and one forced fumble...[11/2] vs. TB: During 22-17 victory, sacked QB Mike Glennon on third down to force a fourth-quarter punt, which was deflected by Craig Robertson and set up Browns' game-winning TD drive...[11/23] at Atl.: During 26-24 win, posted three tackles, two sacks and one forced fumble...[12/7] vs. Ind.: Registered strip-sack on QB Andrew Luck that was recovered by LB Craig Robertson for Browns' first TD.

**2013:** Started all 16 games at OLB...Recorded 69 tackles, 4.5 sacks, 24 quarterback harassments, 11 tackles for loss, six passes defended and two forced fumbles...Set career high in tackles...[12/8] at N.E.: Recorded two sacks.

### AT A GLANCE

- ▶ Was in a car accident at the age of 13 which resulted in him losing a kidney and his spleen. He was riding in a Jeep with his uncle and siblings when the truck flipped on a steep incline throwing everyone on the vehicle. The Jeep rolled over Paul's stomach which left him on life support for two days and in critical condition for five.
- ▶ While at college in 2008, he was involved in an altercation where suspected gang members outnumbered him, his brother Dave and friends. Paul tried to play the role of peacemaker but ended up getting stabbed twice, which resulted in a nicked artery and collapsed a lung. The incident left a six-plus inch scar which stretches across his ribs and a seven-plus inch scar from his sternum to below his belly button. His brother was hit with brass knuckles which broke his nose and shattered his cheekbone.
- ▶ His personal tragedies led him to create The Kruger Care Foundation in 2010, which assists individuals and organizations in enriching the lives of children and families who have been devastated by illness, injury and difficult challenges.
- ▶ Served a two-year Latter Day Saints church mission from 2005-06 in the Kansas City area [the Missouri Independence Mission].
- ▶ Led the Ravens with 4.5 sacks during the 2012 postseason, including two during the team's Super Bowl XLVII victory over San Francisco.



# KRUGER continued...

**2012:** Registered 42 tackles, nine sacks, six passes defended and a forced fumble...Also notched 11 tackles for loss, one interception and one fumble recovery on the year...Sack total led the team...Tied a Ravens franchise record with at least one sack in five consecutive games [totaling 6.5 sacks from games 9 - 13]...His 7.5 sacks during the final eight weeks of the season tied for fifth in the NFL over that stretch...[11/11] at Oak.: Notched two sacks, while also recording an interception...Led the club with 4.5 sacks in postseason play to go along with 14 stops, one forced fumble, one fumble recovery and one pass defended...[1/6] vs. Ind.: Recorded 2.5 sacks, three tackles and one forced fumble during the AFC Wild Card Game...[2/3/13] vs. S.F.: Registered three tackles, including a game-high two sacks, during the Ravens' Super Bowl XLVII victory.

**2011:** Registered 15 tackles, two fumble recoveries and finished third on the team with 5.5 sacks, while appearing in all 16 regular season games for the first time career...Helped Baltimore's defense finish second in the NFL against the run (92.6 ypg) and first in red-zone defense...Registered three tackles and one sack during two postseason contests as the Ravens advanced to the AFC Championship game.

**2010:** Appeared in 11 regular season games and recorded one tackle and one sack...[11/21] at Car.: Registered first career sack after dropping Brian St. Pierre for a 9-yard loss...Registered one tackle and half a sack during two postseason contests.

**2009:** Saw action in nine games with one start, while totaling 12 tackles and one interception...Helped the Ravens defense finish third in the NFL in total defense...Recorded first career interception after hauling in a Dennis Dixon pass in overtime, which he returned 26 yards to set up the game winning field goal against Pittsburgh [11/29].

**College:** Two-year letterman as a defensive lineman at the University of Utah (2007-08)...Decided to forego his final two years of college eligibility to enter the NFL draft...Finished collegiate career with 124 tackles, 10.5 sacks, three forced fumbles, three fumble recoveries and two interceptions...As a redshirt sophomore, posted 61 tack-

les, 7.5 sacks, two forced fumbles, one interception and one fumble recovery en route to earning an All-Mountain West Conference first-team selection...Also named All-American honorable mention by both Sports Illustrated and College Football News...Helped the Utes to a 13-0 record in 2008, including a victory over Alabama in the Sugar Bowl...As a redshirt freshman, totaled 63 tackles, three sacks, two fumble recoveries, one forced fumble and one interception...Recruited as a quarterback and spent his freshman season (2004) playing quarterback on the scout team...Served a Latter Day Saints church mission from 2005-06... Majored in sociology.

**Personal:** Given name is Paul Christian Kruger Jr...Born in Rexburg, Idaho...Met wife, Jacqui, at the Kentucky Derby in 2014...Father, Paul, played football at Oregon State where his mother, Jennifer, was a member of the Beavers' track and field team...Brother, Dave, signed with Cleveland as an undrafted free agent and participated in Browns training camp in 2013...Brother, Joe, was selected by Philadelphia in the seventh round of the 2013 draft...Was in a car accident and lost a kidney and spleen when a Jeep rolled over his stomach when 13 years old, which left him on life support for two days and in critical condition for five...Involved in an altercation in 2008 while at college where suspected gang members outnumbered him, his brother Dave and friends, where Paul was stabbed twice which nicked an artery and collapsed a lung...The incident left a six-plus inch scar which stretches across his ribs and a seven-plus inch scar from his sternum to below his belly button...**High School:** Attended Timpanogos High School in Orem, Utah...Lettered four years as a quarterback...Earned All-America and All-Conference honors from several publications...**Community Involvement:** Founded The Kruger Care Foundation in 2010, which assists individuals and organizations in enriching the lives of children and families who have been devastated by illness, injury and difficult challenges...Hosted a "Night Out With The Stars" where he and teammates served as celebrity bartenders at Barley House in Cleveland to raise money for his foundation...Also hosts an annual "Kruger Care Golf Classic" in Lehi, Utah...Holds an annual "Leadership Academy Day", a free youth football camp at his high school in Orem...**Hobbies/Interests:** Enjoys skiing, snowboarding and boating...Resides in Orem, Utah.



# VETERANS

## KRUGER continued...

### PAUL KRUGER ▶ CAREER STATS

| Year                            | Team      | TACKLES   |           |            |            |           |             | INTERCEPTIONS |          |           |           |          | FUMBLES   |          |          |          |
|---------------------------------|-----------|-----------|-----------|------------|------------|-----------|-------------|---------------|----------|-----------|-----------|----------|-----------|----------|----------|----------|
|                                 |           | GP        | GS        | Tot        | Solo       | Asst      | Sk          | Yds           | No       | Yds       | Lg        | TD       | PD        | FF       | FR       | Yds      |
| 2009                            | Baltimore | 9         | 1         | 11         | 4          | 7         | 0.0         | 0.0           | 1        | 26        | 26        | 0        | 3         | 0        | 0        | 0        |
| 2010                            | Baltimore | 11        | 0         | 1          | 1          | 0         | 1.0         | 9.0           | 0        | 0         | -         | 0        | 2         | 0        | 0        | 0        |
| 2011                            | Baltimore | 16        | 0         | 15         | 12         | 3         | 5.5         | 39.0          | 0        | 0         | -         | 0        | 2         | 0        | 2        | 0        |
| 2012                            | Baltimore | 15        | 6         | 42         | 30         | 12        | 9.0         | 46.0          | 1        | 0         | -         | 0        | 6         | 1        | 1        | 0        |
| 2013                            | Cleveland | 16        | 16        | 69         | 37         | 32        | 4.5         | 12.5          | 0        | 0         | -         | 0        | 6         | 2        | 0        | 0        |
| 2014                            | Cleveland | 16        | 15        | 53         | 36         | 17        | 11.0        | 79.0          | 0        | 0         | -         | 0        | 4         | 4        | 1        | 0        |
| 2015                            | Cleveland | 16        | 15        | 27         | 16         | 11        | 2.5         | 16.0          | 0        | 0         | -         | 0        | 0         | 0        | 0        | 0        |
| <b>NFL totals (seven years)</b> |           | <b>99</b> | <b>53</b> | <b>218</b> | <b>136</b> | <b>82</b> | <b>33.5</b> | <b>201.5</b>  | <b>2</b> | <b>26</b> | <b>26</b> | <b>0</b> | <b>23</b> | <b>7</b> | <b>4</b> | <b>0</b> |

| Year              | Team      | TACKLES  |          |           |           |          |            | INTERCEPTIONS |          |          |          |          | FUMBLES  |          |          |          |
|-------------------|-----------|----------|----------|-----------|-----------|----------|------------|---------------|----------|----------|----------|----------|----------|----------|----------|----------|
|                   |           | GP       | GS       | Tot       | Solo      | Asst     | Sk         | Yds           | No       | Yds      | Lg       | TD       | PD       | FF       | FR       | Yds      |
| 2009              | Baltimore | 2        | 0        | 1         | 0         | 1        | 0.5        | 4.5           | 0        | 0        | -        | 0        | 0        | 0        | 0        | 0        |
| 2010              | Baltimore | 2        | 0        | 3         | 2         | 1        | 1.0        | 5.0           | 0        | 0        | -        | 0        | 0        | 0        | 0        | 0        |
| 2011              | Baltimore | 4        | 2        | 14        | 9         | 5        | 4.5        | 28.0          | 1        | 0        | -        | 0        | 1        | 1        | 1        | 0        |
| <b>Postseason</b> |           | <b>8</b> | <b>2</b> | <b>18</b> | <b>11</b> | <b>7</b> | <b>6.0</b> | <b>37.5</b>   | <b>0</b> | <b>0</b> | <b>-</b> | <b>0</b> | <b>1</b> | <b>1</b> | <b>1</b> | <b>0</b> |

**ADDITIONAL STATISTICS:** Multiple-sack games – 6 (2.0, vs. Ari., 10/30/11; 2.0 vs. Oak., 11/11/12; 1.5 at Was., 12/9/12; 2.0 at NE, 12/8/13; 3.0, vs. Oak., 10/26/14; 2.0 at Atl., 11/23/14). **Career sacks** – Andy Dalton (4.5), Derek Carr (3.0, 1 sack-fumble), Tom Brady (2.0, 1 sack-fumble), Kevin Kolb (2.0), Carson Palmer (2.0), Matt Ryan (2.0, 1 sack-fumble), Robert Griffin (1.5), Ben Roethlisberger (1.5), Charlie Batch (1.0), Joe Flacco (1.0), Blaine Gabbert (1.0), Mike Glennon (1.0), Tarvaris Jackson (1.0), Byron Leftwich (1.0), Andrew Luck (1.0, 1 sack-fumble), Philip Rivers (1.0), Brian St. Pierre (1.0), Alex Smith (1.0), Ryan Tannehill (1.0), Seneca Wallace (1.0), Brandon Weeden (1.0), Aaron Rodgers (0.5), Marcus Mariota (0.5). **Career interceptions** – Dennis Dixon (1), Carson Palmer (1). **Career forced fumbles** – Tom Brady (1, sack-fumble), Derek Carr (1, sack-fumble), Joe Flacco (1 sack-fumble), Andrew Luck (1 sack-fumble), Ben Roethlisberger (1), Matt Ryan (1, sack-fumble), Max Starks (1).

**SINGLE-GAME HIGHS & CAREER MILESTONES:** TACKLES: Total – 7, four times; last: at Car., 12/21/14. Solo – 5, three times; last: at Pit., 12/29/13. SACKS: 3.0, vs. Oak., 10/26/14. FUMBLES: Forced – 1, seven times; last: at Bal., 12/28/14. Recoveries – 2, three times; last: at Was., 12/9/12. INTERCEPTIONS: 1, two times; vs. Pit., 11/29/09; vs. Oak., 11/11/12. PASSES DEFENSED: 2, vs. Cle., 9/27/12. NFL debut: at NE, 10/4/09. First NFL start: at GB, 12/7/09. First NFL sack: at Car., 11/21/10 (B. St. Pierre). First NFL interception: vs. Pit., 11/29/09 (D. Dixon, overtime). First NFL forced fumble: at Pit., 11/18/12 (M. Starks).

### PAUL KRUGER ▶ GAME-BY-GAME STATS

#### 2015, CLEVELAND

| Date               | Opp      | GP        | GS        | Tot       | So        | As        | Sk         | Yd          | Int      | Yd       | Lg       | TD       | PD       | FF       | FR       |
|--------------------|----------|-----------|-----------|-----------|-----------|-----------|------------|-------------|----------|----------|----------|----------|----------|----------|----------|
| 09/13              | at NYJ-L | 1         | OLB       | 4         | 2         | 2         | 0.0        | 0.0         | 0        | -        | -        | 0        | 0        | 0        | 0        |
| 09/20              | Ten-W    | 1         | OLB       | 2         | 1         | 1         | 0.5        | 2.0         | 0        | -        | -        | 0        | 0        | 0        | 0        |
| 09/27              | Oak-L    | 1         | OLB       | 2         | 0         | 2         | 0.0        | 0.0         | 0        | -        | -        | 0        | 0        | 0        | 0        |
| 10/04              | at SD-L  | 1         | OLB       | 3         | 1         | 2         | 0.0        | 0.0         | 0        | -        | -        | 0        | 0        | 0        | 0        |
| 10/11              | at Bal-W | 1         | OLB       | 0         | 0         | 0         | 0.0        | 0.0         | 0        | -        | -        | 0        | 0        | 0        | 0        |
| 10/18              | Den-L    | 1         | OLB       | 3         | 2         | 1         | 0.0        | 0.0         | 0        | -        | -        | 0        | 0        | 0        | 0        |
| 10/25              | at St-L  | 1         | OLB       | 1         | 0         | 1         | 0.0        | 0.0         | 0        | -        | -        | 0        | 0        | 0        | 0        |
| 11/01              | Ari-L    | 1         | OLB       | 0         | 0         | 0         | 0.0        | 0.0         | 0        | -        | -        | 0        | 0        | 0        | 0        |
| 11/05              | at Cin-L | 1         | OLB       | 2         | 2         | 0         | 1.0        | 8.0         | 0        | -        | -        | 0        | 0        | 0        | 0        |
| 11/15              | at Pit-L | 1         | OLB       | 2         | 2         | 0         | 0.0        | 0.0         | 0        | -        | -        | 0        | 0        | 0        | 0        |
| 11/30              | Bal-L    | 1         | OLB       | 1         | 1         | 0         | 0.0        | 0.0         | 0        | -        | -        | 0        | 0        | 0        | 0        |
| 12/06              | Cin-L    | 1         | OLB       | 1         | 1         | 0         | 1.0        | 6.0         | 0        | -        | -        | 0        | 0        | 0        | 0        |
| 12/13              | SF-W     | 1         | OLB       | 0         | 0         | 0         | 0.0        | 0.0         | 0        | -        | -        | 0        | 0        | 0        | 0        |
| 12/20              | at Sea-L | 1         | OLB       | 2         | 2         | 0         | 0.0        | 0.0         | 0        | -        | -        | 0        | 0        | 0        | 0        |
| 12/27              | at KC-L  | 1         |           | 4         | 2         | 2         | 0.0        | 0.0         | 0        | -        | -        | 0        | 0        | 0        | 0        |
| 01/03              | Pit-L    | 1         | OLB       | 0         | 0         | 0         | 0.0        | 0.0         | 0        | -        | -        | 0        | 0        | 0        | 0        |
| <b>2015 TOTALS</b> |          | <b>16</b> | <b>15</b> | <b>27</b> | <b>16</b> | <b>11</b> | <b>2.5</b> | <b>16.0</b> | <b>0</b> | <b>-</b> | <b>-</b> | <b>0</b> | <b>0</b> | <b>0</b> | <b>0</b> |

STAFF

PLAYERS

2015 SEASON

HISTORY

RECORDS

GAME DAY



# KRUGER continued...

## 2014, CLEVELAND

| Date               | Opp   | GP        | GS        | Tot       | So        | As        | Sk          | Yd          | Int      | Yd       | Lg       | TD       | PD       | FF       | FR       |
|--------------------|-------|-----------|-----------|-----------|-----------|-----------|-------------|-------------|----------|----------|----------|----------|----------|----------|----------|
| 09/07 at           | Pit-L | 1         | OLB       | 5         | 4         | 1         | 1.0         | 4.0         | 0        | -        | -        | 0        | 0        | 0        | 0        |
| 09/14              | NO-W  | 1         | OLB       | 3         | 1         | 2         | 1.0         | 7.0         | 0        | -        | -        | 0        | 1        | 0        | 0        |
| 09/21              | Bal-L | 1         | OLB       | 3         | 2         | 1         | 0.0         | 0.0         | 0        | -        | -        | 0        | 0        | 0        | 0        |
| 10/05 at           | Ten-W | 1         | OLB       | 2         | 2         | 0         | 0.0         | 0.0         | 0        | -        | -        | 0        | 0        | 0        | 0        |
| 10/12              | Pit-W | 1         | OLB       | 2         | 0         | 2         | 0.0         | 0.0         | 0        | -        | -        | 0        | 0        | 0        | 0        |
| 10/19 at           | Jax-L | 1         | OLB       | 1         | 1         | 0         | 0.0         | 0.0         | 0        | -        | -        | 0        | 0        | 0        | 0        |
| 10/26              | Oak-W | 1         | OLB       | 5         | 4         | 1         | 3.0         | 12.0        | 0        | -        | -        | 0        | 1        | 1        | 0        |
| 11/02              | TB-W  | 1         |           | 2         | 2         | 0         | 1.0         | 4.0         | 0        | -        | -        | 0        | 0        | 0        | 0        |
| 11/06 at           | Cin-W | 1         | OLB       | 2         | 1         | 1         | 0.0         | 0.0         | 0        | -        | -        | 0        | 1        | 0        | 0        |
| 11/16              | Hou-L | 1         | OLB       | 5         | 1         | 4         | 0.0         | 0.0         | 0        | -        | -        | 0        | 1        | 0        | 0        |
| 11/23 at           | Atl-W | 1         | OLB       | 3         | 3         | 0         | 2.0         | 15.0        | 0        | -        | -        | 0        | 0        | 1        | 0        |
| 11/30 at           | Buf-L | 1         | OLB       | 5         | 4         | 1         | 0.0         | 0.0         | 0        | -        | -        | 0        | 0        | 0        | 0        |
| 12/07              | Ind-L | 1         | OLB       | 1         | 1         | 0         | 1.0         | 10.0        | 0        | -        | -        | 0        | 0        | 1        | 1        |
| 12/14              | Cin-L | 1         | OLB       | 2         | 2         | 0         | 1.0         | 5.0         | 0        | -        | -        | 0        | 0        | 0        | 0        |
| 12/21 at           | Car-L | 1         | OLB       | 7         | 3         | 4         | 0.0         | 0.0         | 0        | -        | -        | 0        | 0        | 0        | 0        |
| 12/28 at           | Bal-L | 1         | OLB       | 5         | 3         | 2         | 1.0         | 22.0        | 0        | -        | -        | 0        | 0        | 1        | 0        |
| <b>2014 TOTALS</b> |       | <b>16</b> | <b>15</b> | <b>53</b> | <b>36</b> | <b>17</b> | <b>11.0</b> | <b>79.0</b> | <b>0</b> | <b>-</b> | <b>-</b> | <b>0</b> | <b>4</b> | <b>4</b> | <b>1</b> |

## 2013, CLEVELAND

| Date               | Opp   | GP        | GS        | Tot       | So        | As        | Sk         | Yd          | Int      | Yd       | Lg       | TD       | PD       | FF       | FR       |
|--------------------|-------|-----------|-----------|-----------|-----------|-----------|------------|-------------|----------|----------|----------|----------|----------|----------|----------|
| 09/08              | Mia-L | 1         | LB        | 7         | 3         | 4         | 1.0        | 1.0         | 0        | -        | -        | 0        | 0        | 0        | 0        |
| 09/15 at           | Bal-L | 1         | LB        | 4         | 3         | 1         | 0.0        | 0.0         | 0        | -        | -        | 0        | 0        | 0        | 0        |
| 09/22 at           | Min-W | 1         | LB        | 6         | 3         | 3         | 0.0        | 0.0         | 0        | -        | -        | 0        | 0        | 0        | 0        |
| 09/29              | Cin-W | 1         | LB        | 3         | 2         | 1         | 0.0        | 0.0         | 0        | -        | -        | 0        | 1        | 0        | 0        |
| 10/03              | Buf-W | 1         | LB        | 6         | 2         | 4         | 0.0        | 0.0         | 0        | -        | -        | 0        | 1        | 0        | 0        |
| 10/13              | Det-L | 1         | LB        | 4         | 1         | 3         | 0.0        | 0.0         | 0        | -        | -        | 0        | 0        | 0        | 0        |
| 10/20 at           | GB-L  | 1         | LB        | 5         | 2         | 3         | 0.5        | 3.5         | 0        | -        | -        | 0        | 1        | 0        | 0        |
| 10/27 at           | KC-L  | 1         | LB        | 4         | 3         | 1         | 1.0        | 3.0         | 0        | -        | -        | 0        | 0        | 0        | 0        |
| 11/03              | Bal-W | 1         | LB        | 4         | 2         | 2         | 0.0        | 0.0         | 0        | -        | -        | 0        | 1        | 0        | 0        |
| 11/17 at           | Cin-L | 1         | LB        | 4         | 2         | 2         | 0.0        | 0.0         | 0        | -        | -        | 0        | 0        | 0        | 0        |
| 11/24              | Pit-L | 1         | LB        | 5         | 4         | 1         | 0.0        | 0.0         | 0        | -        | -        | 0        | 0        | 0        | 0        |
| 12/01              | Jax-L | 1         | LB        | 0         | 0         | 0         | 0.0        | 0.0         | 0        | -        | -        | 0        | 0        | 0        | 0        |
| 12/08 at           | NE-L  | 1         | LB        | 4         | 2         | 2         | 2.0        | 5.0         | 0        | -        | -        | 0        | 1        | 1        | 0        |
| 12/15              | Chi-L | 1         | LB        | 1         | 0         | 1         | 0.0        | 0.0         | 0        | -        | -        | 0        | 1        | 0        | 0        |
| 12/22 at           | NYJ-L | 1         | LB        | 5         | 3         | 2         | 0.0        | 0.0         | 0        | -        | -        | 0        | 0        | 0        | 0        |
| 12/29 at           | Pit-L | 1         | LB        | 7         | 5         | 2         | 0.0        | 0.0         | 0        | -        | -        | 0        | 0        | 1        | 0        |
| <b>2013 TOTALS</b> |       | <b>16</b> | <b>16</b> | <b>69</b> | <b>37</b> | <b>32</b> | <b>4.5</b> | <b>12.5</b> | <b>0</b> | <b>-</b> | <b>-</b> | <b>0</b> | <b>6</b> | <b>2</b> | <b>0</b> |

## 2012, BALTIMORE

| Date               | Opp    | GP        | GS       | Tot       | So        | As        | Sk         | Yd          | Int      | Yd       | Lg       | TD       | PD       | FF       | FR       |
|--------------------|--------|-----------|----------|-----------|-----------|-----------|------------|-------------|----------|----------|----------|----------|----------|----------|----------|
| 09/10              | Cin-W  | 1         | LB       | 2         | 0         | 2         | 0.5        | 1.5         | 0        | -        | -        | 0        | 0        | 0        | 0        |
| 09/16 at           | Phi-L  |           |          |           |           |           |            |             |          |          |          |          |          |          |          |
| 09/23              | NE-W   | 1         |          | 3         | 3         | 0         | 0.0        | 0.0         | 0        | -        | -        | 0        | 0        | 0        | 0        |
| 09/27              | Cle-W  | 1         |          | 2         | 2         | 0         | 1.0        | 6.0         | 0        | -        | -        | 0        | 2        | 0        | 0        |
| 10/07 at           | KC-W   | 1         |          | 5         | 5         | 0         | 0.0        | 0.0         | 0        | -        | -        | 0        | 0        | 0        | 0        |
| 10/14              | Dal-W  | 1         |          | 2         | 1         | 1         | 0.0        | 0.0         | 0        | -        | -        | 0        | 0        | 0        | 0        |
| 10/21 at           | Hou-L  | 1         |          | 2         | 2         | 0         | 0.0        | 0.0         | 0        | -        | -        | 0        | 1        | 0        | 0        |
| 11/04 at           | Cle-W  | 1         | LB       | 3         | 1         | 2         | 0.0        | 0.0         | 0        | -        | -        | 0        | 0        | 0        | 0        |
| 11/11              | Oak-W  | 1         |          | 6         | 5         | 1         | 2.0        | 11.0        | 1        | 0        | 0        | 0        | 1        | 0        | 0        |
| 11/18 at           | Pit-W  | 1         |          | 2         | 2         | 0         | 1.0        | 7.0         | 0        | -        | -        | 0        | 1        | 1        | 0        |
| 11/25 at           | SD-W   | 1         |          | 4         | 4         | 0         | 1.0        | 5.0         | 0        | -        | -        | 0        | 0        | 0        | 0        |
| 12/02              | Pit-L  | 1         | LB       | 1         | 1         | 0         | 1.0        | 3.0         | 0        | -        | -        | 0        | 0        | 0        | 0        |
| 12/09 at           | Was-L  | 1         | LB       | 7         | 2         | 5         | 1.5        | 12.5        | 0        | -        | -        | 0        | 0        | 0        | 1        |
| 12/16              | Den-L  | 1         |          | 2         | 1         | 1         | 0.0        | 0.0         | 0        | -        | -        | 0        | 0        | 0        | 0        |
| 12/23              | NYG-W  | 1         |          | 0         | 0         | 0         | 0.0        | 0.0         | 0        | -        | -        | 0        | 0        | 0        | 0        |
| 12/30 at           | Cin-L  | 1         | LB       | 1         | 1         | 0         | 1.0        | 0.0         | 0        | -        | -        | 0        | 1        | 0        | 0        |
| <b>2012 TOTALS</b> |        | <b>15</b> | <b>5</b> | <b>42</b> | <b>30</b> | <b>12</b> | <b>9.0</b> | <b>46.0</b> | <b>1</b> | <b>0</b> | <b>0</b> | <b>0</b> | <b>6</b> | <b>1</b> | <b>1</b> |
| 01/06              | Ind-W1 | 1         |          | 4         | 3         | 1         | 2.5        | 18.0        | 0        | -        | -        | 0        | 1        | 1        | 0        |
| 01/12 at           | Den-W2 | 1         |          | 3         | 3         | 0         | 0.0        | 0.0         | 0        | -        | -        | 0        | 0        | 0        | 1        |
| 01/20 at           | NE-W3  | 1         |          | 4         | 0         | 4         | 0.0        | 0.0         | 0        | -        | -        | 0        | 0        | 0        | 0        |
| 02/03 vs.          | SF-W4  | 1         |          | 3         | 3         | 0         | 2.0        | 10.0        | 0        | -        | -        | 0        | 0        | 0        | 0        |
| <b>PLAYOFFS</b>    |        | <b>4</b>  | <b>0</b> | <b>14</b> | <b>9</b>  | <b>5</b>  | <b>4.5</b> | <b>28.0</b> | <b>0</b> | <b>-</b> | <b>-</b> | <b>0</b> | <b>1</b> | <b>1</b> | <b>1</b> |

1-AFC Wild Card playoff; 2-AFC Divisional playoff; 3-AFC Championship; 4-Super Bowl XLVII, New Orleans



# VETERANS

## KRUGER continued...

### 2011, BALTIMORE

| Date               | Opp    | GP        | GS       | Tot       | So        | As       | Sk         | Yd          | Int      | Yd       | Lg       | TD       | PD       | FF       | FR       |
|--------------------|--------|-----------|----------|-----------|-----------|----------|------------|-------------|----------|----------|----------|----------|----------|----------|----------|
| 09/11              | Pit-W  | 1         |          | 0         | 0         | 0        | 0.0        | 0.0         | 0        | -        | -        | 0        | 0        | 0        | 0        |
| 09/18 at           | Ten-L  | 1         |          | 0         | 0         | 0        | 0.0        | 0.0         | 0        | -        | -        | 0        | 0        | 0        | 0        |
| 09/25 at           | Stl-W  | 1         |          | 2         | 2         | 0        | 0.0        | 0.0         | 0        | -        | -        | 0        | 0        | 0        | 0        |
| 10/02              | NYJ-W  | 1         |          | 1         | 1         | 0        | 0.0        | 0.0         | 0        | -        | -        | 0        | 1        | 0        | 1        |
| 10/16              | Hou-W  | 1         |          | 0         | 0         | 0        | 0.0        | 0.0         | 0        | -        | -        | 0        | 1        | 0        | 0        |
| 10/24 at           | Jax-L  | 1         |          | 1         | 1         | 0        | 1.0        | 6.0         | 0        | -        | -        | 0        | 0        | 0        | 0        |
| 10/30              | Ari-W  | 1         |          | 2         | 2         | 0        | 2.0        | 19.0        | 0        | -        | -        | 0        | 0        | 0        | 0        |
| 11/06 at           | Pit-W  | 1         |          | 1         | 0         | 1        | 0.5        | 4.0         | 0        | -        | -        | 0        | 0        | 0        | 1        |
| 11/13 at           | Sea-L  | 1         |          | 1         | 1         | 0        | 1.0        | 9.0         | 0        | -        | -        | 0        | 0        | 0        | 0        |
| 11/20              | Cin-W  | 1         |          | 0         | 0         | 0        | 0.0        | 0.0         | 0        | -        | -        | 0        | 0        | 0        | 0        |
| 11/24              | SF-W   | 1         |          | a2        | 2         | 0        | 0.0        | 0.0         | 0        | -        | -        | 0        | 0        | 0        | 0        |
| 12/04 at           | Cle-W  | 1         |          | 1         | 1         | 0        | 0.0        | 0.0         | 0        | -        | -        | 0        | 0        | 0        | 0        |
| 12/11              | Ind-W  | 1         |          | 1         | 0         | 1        | 0.0        | 0.0         | 0        | -        | -        | 0        | 0        | 0        | 0        |
| 12/18 at           | SD-L   | 1         |          | 1         | 1         | 0        | 0.0        | 0.0         | 0        | -        | -        | 0        | 0        | 0        | 0        |
| 12/24              | Cle-W  | 1         |          | 1         | 1         | 0        | 1.0        | 1.0         | 0        | -        | -        | 0        | 0        | 0        | 0        |
| 01/01 at           | Cin-W  | 1         |          | 1         | 0         | 1        | 0.0        | 0.0         | 0        | -        | -        | 0        | 0        | 0        | 0        |
| <b>2011 TOTALS</b> |        | <b>16</b> | <b>0</b> | <b>15</b> | <b>12</b> | <b>3</b> | <b>5.5</b> | <b>39.0</b> | <b>0</b> | <b>-</b> | <b>-</b> | <b>0</b> | <b>2</b> | <b>0</b> | <b>2</b> |
| 01/15              | Hou-W1 | 1         |          | 0         | 0         | 0        | 0.0        | 0.0         | 0        | -        | -        | 0        | 0        | 0        | 0        |
| 01/22 at           | NE-L2  | 1         |          | 3         | 2         | 1        | 1.0        | 5.0         | 0        | -        | -        | 0        | 0        | 0        | 0        |
| <b>PLAYOFFS</b>    |        | <b>2</b>  | <b>0</b> | <b>3</b>  | <b>2</b>  | <b>1</b> | <b>1.0</b> | <b>5.0</b>  | <b>0</b> | <b>-</b> | <b>-</b> | <b>0</b> | <b>0</b> | <b>0</b> | <b>0</b> |

1-AFC Divisional playoff; 2-AFC Championship

### 2010, BALTIMORE

| Date             | Opp    | GP        | GS       | Tot      | So       | As       | Sk         | Yd         | Int      | Yd       | Lg       | TD       | PD       | FF       | FR       |
|------------------|--------|-----------|----------|----------|----------|----------|------------|------------|----------|----------|----------|----------|----------|----------|----------|
| 09/13 at         | NYJ-W  |           |          |          |          |          |            |            |          |          |          |          |          |          |          |
| 09/19 at         | Cin-L  |           |          |          |          |          |            |            |          |          |          |          |          |          |          |
| 09/26            | Cle-W  |           |          |          |          |          |            |            |          |          |          |          |          |          |          |
| 10/03 at         | Pit-W  | 1         |          | 0        | 0        | 0        | 0.0        | 0.0        | 0        | -        | -        | 0        | 1        | 0        | 0        |
| 10/10            | Den-W  |           |          |          |          |          |            |            |          |          |          |          |          |          |          |
| 10/17 at         | NE-L   |           |          |          |          |          |            |            |          |          |          |          |          |          |          |
| 10/24            | Buf-W  | 1         |          | 0        | 0        | 0        | 0.0        | 0.0        | 0        | -        | -        | 0        | 1        | 0        | 0        |
| 11/07            | Mia-W  | 1         |          | 0        | 0        | 0        | 0.0        | 0.0        | 0        | -        | -        | 0        | 0        | 0        | 0        |
| 11/11 at         | Atl-L  | 1         |          | 0        | 0        | 0        | 0.0        | 0.0        | 0        | -        | -        | 0        | 0        | 0        | 0        |
| 11/21 at         | Car-W  | 1         |          | 1        | 1        | 0        | 1.0        | 9.0        | 0        | -        | -        | 0        | 0        | 0        | 0        |
| 11/28            | TB-W   | 1         |          | 0        | 0        | 0        | 0.0        | 0.0        | 0        | -        | -        | 0        | 0        | 0        | 0        |
| 12/05            | Pit-L  | 1         |          | 0        | 0        | 0        | 0.0        | 0.0        | 0        | -        | -        | 0        | 0        | 0        | 0        |
| 12/13 at         | Hou-W  | 1         |          | 0        | 0        | 0        | 0.0        | 0.0        | 0        | -        | -        | 0        | 0        | 0        | 0        |
| 12/19            | NO-W   | 1         |          | 0        | 0        | 0        | 0.0        | 0.0        | 0        | -        | -        | 0        | 0        | 0        | 0        |
| 12/26 at         | Cle-W  | 1         |          | 0        | 0        | 0        | 0.0        | 0.0        | 0        | -        | -        | 0        | 0        | 0        | 0        |
| 01/02            | Cin-W  | 1         |          | 0        | 0        | 0        | 0.0        | 0.0        | 0        | -        | -        | 0        | 0        | 0        | 0        |
| <b>07 TOTALS</b> |        | <b>11</b> | <b>0</b> | <b>1</b> | <b>1</b> | <b>0</b> | <b>1.0</b> | <b>9.0</b> | <b>0</b> | <b>-</b> | <b>-</b> | <b>0</b> | <b>2</b> | <b>0</b> | <b>0</b> |
| 01/09 at         | KC-W1  | 1         |          | 0        | 0        | 0        | 0.0        | 0.0        | 0        | -        | -        | 0        | 0        | 0        | 0        |
| 01/15 at         | Pit-L2 | 1         |          | 1        | 0        | 1        | 0.5        | 4.5        | 0        | -        | -        | 0        | 0        | 0        | 0        |
| <b>PLAYOFFS</b>  |        | <b>2</b>  | <b>0</b> | <b>1</b> | <b>0</b> | <b>1</b> | <b>0.5</b> | <b>4.5</b> | <b>0</b> | <b>-</b> | <b>-</b> | <b>0</b> | <b>0</b> | <b>0</b> | <b>0</b> |

1-AFC Wild Card playoff; 2-AFC Divisional playoff

### 2009, BALTIMORE

| Date               | Opp    | GP       | GS       | Tot       | So       | As       | Sk         | Yd         | Int      | Yd        | Lg        | TD       | PD       | FF       | FR       |
|--------------------|--------|----------|----------|-----------|----------|----------|------------|------------|----------|-----------|-----------|----------|----------|----------|----------|
| 09/13              | KC-W   |          |          |           |          |          |            |            |          |           |           |          |          |          |          |
| 09/20 at           | SD-W   |          |          |           |          |          |            |            |          |           |           |          |          |          |          |
| 09/27              | Cle-W  |          |          |           |          |          |            |            |          |           |           |          |          |          |          |
| 10/04 at           | NE-L   | 1        |          | 1         | 0        | 1        | 0.0        | 0.0        | 0        | -         | -         | 0        | 0        | 0        | 0        |
| 10/11              | Cin-L  |          |          |           |          |          |            |            |          |           |           |          |          |          |          |
| 10/18 at           | Min-L  |          |          |           |          |          |            |            |          |           |           |          |          |          |          |
| 11/01              | Den-W  |          |          |           |          |          |            |            |          |           |           |          |          |          |          |
| 11/08 at           | Cin-L  |          |          |           |          |          |            |            |          |           |           |          |          |          |          |
| 11/16 at           | Cle-W  | 1        |          | 1         | 0        | 1        | 0.0        | 0.0        | 0        | -         | -         | 0        | 1        | 0        | 0        |
| 11/22              | Ind-L  | 1        |          | 1         | 1        | 0        | 0.0        | 0.0        | 0        | -         | -         | 0        | 0        | 0        | 0        |
| 11/29              | Pit-W  | 1        |          | 2         | 0        | 2        | 0.0        | 0.0        | 1        | 26        | 26        | 0        | 2        | 0        | 0        |
| 12/07 at           | GB-L   | 1        | LB       | 5         | 2        | 3        | 0.0        | 0.0        | 0        | -         | -         | 0        | 0        | 0        | 0        |
| 12/13              | Det-W  | 1        |          | 1         | 1        | 0        | 0.0        | 0.0        | 0        | -         | -         | 0        | 1        | 0        | 0        |
| 12/20              | Chi-W  | 1        |          | 1         | 0        | 1        | 0.0        | 0.0        | 0        | -         | -         | 0        | 0        | 0        | 0        |
| 12/27 at           | Pit-L  | 1        |          | 0         | 0        | 0        | 0.0        | 0.0        | 0        | -         | -         | 0        | 0        | 0        | 0        |
| 01/03 at           | Oak-W  | 1        |          | 0         | 0        | 0        | 0.0        | 0.0        | 0        | -         | -         | 0        | 0        | 0        | 0        |
| <b>2009 TOTALS</b> |        | <b>9</b> | <b>1</b> | <b>12</b> | <b>4</b> | <b>8</b> | <b>0.0</b> | <b>0.0</b> | <b>1</b> | <b>26</b> | <b>26</b> | <b>0</b> | <b>4</b> | <b>0</b> | <b>0</b> |
| 01/10 at           | NE-W1  |          |          |           |          |          |            |            |          |           |           |          |          |          |          |
| 01/16 at           | Ind-L2 |          |          |           |          |          |            |            |          |           |           |          |          |          |          |

1-AFC Wild Card playoff; 2-AFC Divisional playoff

STAFF

PLAYERS

2015 SEASON

HISTORY

RECORDS

GAME DAY




## VETERANS

# ANDY LEE

**POSITION** ▶ PUNTER  
**SCHOOL** ▶ PITTSBURGH

# 8



**HT:** 6-1 // **WT:** 185 // **BORN:** 8/11/82 // **ACQUIRED:** TR. [S.F.] - '15 // **NFL EXPERIENCE:** 13TH YEAR  
**PRO BOWL SELECTIONS:** THREE [2007, 2009, 2011]



Originally drafted by the San Francisco 49ers in the sixth round [188th overall] of the 2004 NFL draft...Traded by the 49ers to the Cleveland Browns for a conditional pick in 2017 on June 6, 2015.

### CAREER HIGHLIGHTS:

Named to All-Pro first team in 2007, 2011 and 2012 and All-Pro second team in 2009...Pro Bowl selection in 2007, 2009 and 2011...Ranks sixth all-time in gross punting average [46.2], eighth all-time in net average [39.5] and ninth all-time in punts inside the 20 [325] in NFL history...Recorded the second best single-season net punting average in league history [44.0] in 2011...Followed up with a 43.2 net punting average in 2012, the sixth best single-season average in NFL history...In 2007, recorded 42 punts downed inside the 20, which is tied for the third-best total in NFL history...Named NFC Special Teams Player of the Week for Week 15 in 2011, after punting six times for 285 yards with four punts downed inside the 20-yard line.

### SEASONAL REVIEWS:

**2015:** Punted 70 times [46.7 avg., 40.1 net] with 25 punts inside 20-yard line and four touchbacks...His 46.7 gross avg. and 40.1 net set Browns single-season records... [9/27] vs. Oak.: Punted four times with 51.3 net avg., the second-highest mark by a Browns punter since totals were recorded in 1976...67-yard punt was the longest by a Browns punter since 2001...[11/15] at Pit.: Landed three punts inside 20-yard line, to enter the top-10 all time for punts landed inside the 20 in NFL history.

**2014:** Averaged 46.8 gross yards per punt with a net average of 39.6...Landed 28 punts inside the 20...[10/19] at Den.: Punted five times for 272 yards, including one for a season-long of 71 yards...Gross average of 54.4 yards per punt marked his highest of the season.

**2013:** Finished with 79 punts for 3,804 yards...Notched a 48.2 gross average and a 41.7 net average on the season...Landed 27 points inside the 20-yard line.

**2012:** First-team All-Pro selection...Led the league with a 43.2 net average, marking the fourth-highest single-season total in NFL history...Landed 36 punts inside the

### AT A GLANCE

- ▶ Chose to wear No. 8 after joining the Browns to honor his late daughter.
- ▶ Was given Westminster, S.C.'s key to the city on July 12, 2008, which was also declared 'Andy Lee Day.'
- ▶ Ranks sixth all-time in NFL history in gross punting average [46.2], eighth all-time in net average [39.5] and ninth in punts inside the 20-yard line [325].
- ▶ Enrolled at University of North Carolina - Chapel Hill in 2016 and completed work towards MBA.

20-yard line, third-most in the league...[10/18] vs. Sea.: Put four punts inside the 20-yard line, including a season-long 66-yarder.

**2011:** First-team All-Pro and Pro Bowl selection...Set a then NFL record single-season net average of 44.0...Ranked third in league history with a gross average of 50.9...Both averages led the league...[9/11] vs. Sea.: 59.6 gross average and 54.2 net average on the day marked records for the 49ers...[10/16] at Det.: Punted nine times for 430 yards, including four dropped inside the 20-yard line...[12/19] vs. Pit.: Named NFC Special Teams Player of the Week after punting six times for 285 yards, including a net average of 49.5 yards and four punts downed inside the 20-yard line.

**2010:** Punted 91 times for 4,203 yards...Finished the year with a 46.2 gross average and 38.2 net average...[12/26] at St. L.: Recorded season highs with a 53.8 gross average and a 52.0 net average.

STAFF

PLAYERS

2015 SEASON

HISTORY

RECORDS

GAME DAY





## VETERANS

# LEE continued...

**2009:** Second-team All-Pro and Pro Bowl selection... Ranked second in the league with a 47.6 gross average and third in the NFL with a 41.0 net average...(9/27) at Min.: Tallied nine punts for 465 yards and a 51.7-yard average... (11/8) vs. Ten.: Marked season highs with a 56.7 gross average and a 53.3 net average.

**2008:** Broke his own team record with a single-season 47.8 gross yards per punt average...(10/5) vs. NE: Notched a career-long 82-yard punt.

**2007:** Earned Pro Bowl and first-team All-Pro honors... Ranked second in the league in gross average with a team-record 47.3 gross yards per punt...Broke a team record with a 41.0 net yards per punt average, ranked second in the NFL...Set an NFL record with 42 punts downed inside the opponents' 20-yard line...Led the league with 49 punts of 50 yards or more.

**2006:** Ranked seventh in the NFL with a net average of 36.8 yards.

**2005:** Set a career high with 107 punts on the year, finishing with only three touchbacks.

**2004:** Finished with 96 punts, dropping 25 inside the 20-yard line...(11/21) at TB: Recorded a season-high punt of

81 yards...Totaled seven punts for 338 yards for a 48.3-yard average on the day.

**College:** Three-year starter at Pittsburgh...Recorded 244 career punts for 10,353 yards, both career records in school history...First player to win Big East Conference Special Teams player of the year honors twice in a career... Semi-finalist for the Ray Guy Award, given to the nation's top punter...All-Big East first-team selection... Enrolled at University of North Carolina - Chapel Hill in 2016 and completed work towards MBA.

**Personal:** Given name is Andrew Paul Lee...Native of Westminster, S.C...He and his wife, Rachel, have two sons, Ryan and Adam...Chose to wear No. 8 after joining the Browns to honor his late daughter...Was given Westminster, S.C.'s key to the city on July 12, 2008, which was also declared 'Andy Lee Day'...The first NFL game he ever attended was as a player in 2004 during his rookie season...**High School:** Attended West Oak High School in Westminster, S.C... Earned first-team all-state honors...Averaged 42.8 yards a punt as a senior while also playing tight end and wide receiver...Also lettered in baseball and basketball...**Hobbies/Interests:** Enjoys playing golf in his spare time...Lists the Die Hard series as his favorite movies and Million Dollar Listing New York as his favorite TV show...Favorite type of music is country.

## ANDY LEE ▶ CAREER STATS

| Year                         | Team          | GP         | No           | Yds           | Gross Avg   | Opp Ret    | Opp Yds      | Net Avg     | TB        | FC         | In 20      | Lg        | Blk      |
|------------------------------|---------------|------------|--------------|---------------|-------------|------------|--------------|-------------|-----------|------------|------------|-----------|----------|
| 2004                         | San Francisco | 16         | 96           | 3,990         | 41.6        | 51         | 445          | 35.3        | 8         | 17         | 25         | 81        | 0        |
| 2005                         | San Francisco | 16         | 107          | 4,447         | 41.6        | 62         | 471          | 36.3        | 3         | 20         | 15         | 58        | 1        |
| 2006                         | San Francisco | 16         | 81           | 3,625         | 44.8        | 35         | 462          | 36.8        | 9         | 19         | 22         | 66        | 0        |
| 2007                         | San Francisco | 16         | 105          | 4,968         | 47.3        | 53         | 402          | 41.0        | 13        | 16         | 42         | 74        | 0        |
| 2008                         | San Francisco | 16         | 66           | 3,155         | 47.8        | 39         | 364          | 39.0        | 9         | 11         | 13         | 82        | 1        |
| 2009                         | San Francisco | 16         | 99           | 4,711         | 47.6        | 57         | 495          | 41.0        | 8         | 14         | 30         | 64        | 0        |
| 2010                         | San Francisco | 16         | 91           | 4,203         | 46.2        | 54         | 483          | 38.2        | 12        | 12         | 34         | 64        | 0        |
| 2011                         | San Francisco | 16         | 78           | 3,970         | 50.9        | 39         | 315          | 44.0        | 9         | 17         | 28         | 68        | 1        |
| 2012                         | San Francisco | 16         | 67           | 3,226         | 48.1        | 36         | 249          | 43.2        | 4         | 18         | 36         | 66        | 0        |
| 2013                         | San Francisco | 16         | 79           | 3,804         | 48.2        | 38         | 330          | 41.7        | 9         | 21         | 27         | 62        | 0        |
| 2014                         | San Francisco | 16         | 72           | 3,369         | 46.8        | 36         | 336          | 39.6        | 7         | 22         | 28         | 71        | 1        |
| 2015                         | Cleveland     | 16         | 70           | 3,270         | 46.7        | 37         | 381          | 40.1        | 4         | 13         | 25         | 67        | 0        |
| <b>NFL totals (12 years)</b> |               | <b>192</b> | <b>1,011</b> | <b>46,738</b> | <b>46.2</b> | <b>537</b> | <b>4,733</b> | <b>39.5</b> | <b>95</b> | <b>200</b> | <b>325</b> | <b>82</b> | <b>4</b> |

| Year              | Team          | GP       | No        | Yds          | Gross Avg   | Opp Ret   | Opp Yds    | Net Avg     | TB       | FC       | In 20     | Lg        | Blk      |
|-------------------|---------------|----------|-----------|--------------|-------------|-----------|------------|-------------|----------|----------|-----------|-----------|----------|
| 2011              | San Francisco | 2        | 18        | 851          | 47.3        | 9         | 84         | 41.5        | 1        | 3        | 7         | 63        | 0        |
| 2012              | San Francisco | 3        | 9         | 443          | 49.2        | 7         | 34         | 41.0        | 2        | 0        | 3         | 62        | 0        |
| 2013              | San Francisco | 3        | 9         | 373          | 41.4        | 5         | 37         | 35.1        | 1        | 1        | 2         | 52        | 0        |
| <b>Postseason</b> |               | <b>8</b> | <b>36</b> | <b>1,667</b> | <b>46.3</b> | <b>21</b> | <b>155</b> | <b>39.8</b> | <b>4</b> | <b>4</b> | <b>12</b> | <b>63</b> | <b>0</b> |

**ADDITIONAL STATISTICS:** Kicked off twice in 2008, twice in 2010, once in 2011, once in 2012, once in 2013. **Blocked** – 1, four times; last: vs. Phil., 9/28/14. **Special-teams tackles** – 2 in 2004, 1 in 2005, 1 in 2006, 2 in 2010; NFL total: 6. **Fumble recoveries** – 1, at NYG, 11/16/14.

**SINGLE-GAME HIGHS & CAREER MILESTONES: PUNTS: Total** – 10, vs. Sea., 9/30/07. **Avg.** – 61.0, at Jax., 10/27/13. **Net Avg.** – 54.2, vs. Sea., 9/11/11. **Long** – 82, vs. NE, 10/5/08. **In20** – 5, vs. St. L., 10/4/09. **TB** – 3, twice; last: vs. Sea., 9/30/07.



# LEE continued...

## ANDY LEE ▶ GAME-BY-GAME STATS

### 2015, CLEVELAND

| Date               | Opp       | G         | No           | Gross       |           | Ret        | Yds         | Net      |           |           | In        |          |  | Blk |
|--------------------|-----------|-----------|--------------|-------------|-----------|------------|-------------|----------|-----------|-----------|-----------|----------|--|-----|
|                    |           |           |              | Yds         | Avg       |            |             | TB       | FC        | 20        | LG        |          |  |     |
| 09/13 at NYJ-L     | 1         | 2         | 121          | 60.5        | 2         | 13         | 54.0        | 0        | 0         | 0         | 61        | 0        |  |     |
| 09/20 Ten-W        | 1         | 6         | 319          | 53.2        | 4         | 41         | 43.0        | 1        | 1         | 2         | 62        | 0        |  |     |
| 09/27 Oak-L        | 1         | 4         | 211          | 52.8        | 3         | 6          | 51.3        | 0        | 1         | 2         | 67        | 0        |  |     |
| 10/04 at SD-L      | 1         | 4         | 192          | 48.0        | 1         | 5          | 46.8        | 0        | 0         | 3         | 57        | 0        |  |     |
| 10/11 at Bal-W     | 1         | 5         | 217          | 43.4        | 3         | 30         | 37.4        | 0        | 1         | 2         | 51        | 0        |  |     |
| 10/18 Den-L        | 1         | 7         | 322          | 46.0        | 3         | 19         | 40.4        | 1        | 1         | 2         | 60        | 0        |  |     |
| 10/25 at StL-L     | 1         | 5         | 227          | 45.4        | 2         | 15         | 38.4        | 1        | 2         | 2         | 53        | 0        |  |     |
| 11/01 Ari-L        | 1         | 6         | 299          | 49.8        | 4         | 50         | 41.5        | 0        | 2         | 2         | 56        | 0        |  |     |
| 11/05 at Cin-L     | 1         | 6         | 274          | 45.7        | 3         | 9          | 40.8        | 1        | 0         | 1         | 56        | 0        |  |     |
| 11/15 at Pit-L     | 1         | 4         | 160          | 40.0        | 0         | 0          | 40.0        | 0        | 2         | 3         | 46        | 0        |  |     |
| 11/30 Bal-L        | 1         | 6         | 283          | 47.2        | 4         | 112        | 28.0        | 0        | 0         | 1         | 61        | 0        |  |     |
| 12/06 Cin-L        | 1         | 3         | 119          | 39.7        | 2         | 18         | 9.0         | 0        | 0         | 1         | 45        | 0        |  |     |
| 12/13 SF-W         | 1         | 3         | 119          | 39.7        | 1         | 36         | 27.7        | 0        | 1         | 2         | 51        | 0        |  |     |
| 12/20 at Sea-L     | 1         | 3         | 129          | 43.0        | 1         | 5          | 41.3        | 0        | 1         | 1         | 47        | 0        |  |     |
| 12/27 at KC-L      | 1         | 3         | 135          | 45.0        | 2         | 17         | 39.3        | 0        | 0         | 0         | 49        | 0        |  |     |
| 01/03 Pit-L        | 1         | 3         | 143          | 47.7        | 1         | 5          | 46.0        | 0        | 1         | 1         | 53        | 0        |  |     |
| <b>2015 TOTALS</b> | <b>16</b> | <b>70</b> | <b>3,270</b> | <b>46.7</b> | <b>37</b> | <b>381</b> | <b>40.1</b> | <b>4</b> | <b>13</b> | <b>25</b> | <b>67</b> | <b>0</b> |  |     |

### 2014, SAN FRANCISCO

| Date               | Opp       | G         | No           | Gross       |           | Ret        | Yds         | Net      |           |           | In        |          |  | Blk |
|--------------------|-----------|-----------|--------------|-------------|-----------|------------|-------------|----------|-----------|-----------|-----------|----------|--|-----|
|                    |           |           |              | Yds         | Avg       |            |             | TB       | FC        | 20        | LG        |          |  |     |
| 09/07 at Dal-W     | 1         | 4         | 183          | 45.8        | 2         | 0          | 45.8        | 0        | 1         | 3         | 54        | 0        |  |     |
| 09/14 Chi-L        | 1         | 1         | 54           | 54.0        | 1         | 1          | 53.0        | 0        | 0         | 0         | 54        | 0        |  |     |
| 09/21 at Ari-L     | 1         | 4         | 174          | 43.5        | 1         | 8          | 41.5        | 0        | 3         | 2         | 56        | 0        |  |     |
| 09/28 Phi-W        | 1         | 5         | 235          | 47.0        | 3         | 86         | 21.5        | 1        | 1         | 1         | 51        | 1        |  |     |
| 10/05 KC-W         | 1         | 2         | 107          | 53.5        | 2         | 38         | 34.5        | 0        | 0         | 0         | 56        | 0        |  |     |
| 10/13 at StL-W     | 1         | 5         | 215          | 43.0        | 2         | 12         | 40.6        | 0        | 3         | 4         | 55        | 0        |  |     |
| 10/19 at Den-L     | 1         | 5         | 272          | 54.4        | 3         | 22         | 50.0        | 0        | 2         | 1         | 71        | 0        |  |     |
| 11/02 StL-L        | 1         | 7         | 314          | 44.9        | 3         | 26         | 35.4        | 2        | 0         | 1         | 58        | 0        |  |     |
| 11/09 at NO-W      | 1         | 7         | 313          | 44.7        | 1         | 4          | 41.3        | 1        | 2         | 3         | 57        | 0        |  |     |
| 11/16 at NYG-W     | 1         | 4         | 187          | 46.8        | 3         | 39         | 37.0        | 0        | 1         | 3         | 59        | 0        |  |     |
| 11/23 Was-W        | 1         | 6         | 302          | 50.3        | 3         | 11         | 48.5        | 0        | 3         | 2         | 57        | 0        |  |     |
| 11/27 Sea-L        | 1         | 5         | 238          | 47.6        | 4         | 29         | 41.8        | 0        | 1         | 0         | 53        | 0        |  |     |
| 12/07 at Oak-L     | 1         | 4         | 210          | 52.5        | 3         | 19         | 42.8        | 1        | 0         | 2         | 63        | 0        |  |     |
| 12/14 at Sea-L     | 1         | 5         | 217          | 43.4        | 3         | 19         | 39.6        | 0        | 2         | 3         | 53        | 0        |  |     |
| 12/20 SD-L         | 1         | 4         | 152          | 38.0        | 0         | 0          | 33.0        | 1        | 3         | 2         | 46        | 0        |  |     |
| 12/28 Ari-W        | 1         | 4         | 196          | 49.0        | 2         | 22         | 38.5        | 1        | 0         | 1         | 55        | 0        |  |     |
| <b>2014 TOTALS</b> | <b>16</b> | <b>72</b> | <b>3,369</b> | <b>46.8</b> | <b>36</b> | <b>336</b> | <b>39.6</b> | <b>7</b> | <b>22</b> | <b>28</b> | <b>71</b> | <b>1</b> |  |     |



## LEE continued...

### 2013, SAN FRANCISCO

| Date               | Opp    | G         | No        | Gross        |             | Ret       | Yds        | Net         |          | TB        | FC        | In        |          | Blk |
|--------------------|--------|-----------|-----------|--------------|-------------|-----------|------------|-------------|----------|-----------|-----------|-----------|----------|-----|
|                    |        |           |           | Yds          | Avg         |           |            | Avg         | 20       |           |           | LG        |          |     |
| 09/08              | GB-W   | 1         | 5         | 236          | 47.2        | 2         | 25         | 38.2        | 1        | 2         | 1         | 56        | 0        |     |
| 09/15 at           | Sea-L  | 1         | 4         | 196          | 49.0        | 2         | 31         | 36.3        | 1        | 1         | 0         | 60        | 0        |     |
| 09/22              | Ind-L  | 1         | 7         | 305          | 43.6        | 2         | 16         | 38.4        | 1        | 3         | 2         | 62        | 0        |     |
| 09/26 at           | StL-W  | 1         | 7         | 383          | 54.7        | 6         | 19         | 52.0        | 0        | 1         | 2         | 60        | 0        |     |
| 10/06              | Hou-W  | 1         | 4         | 195          | 48.8        | 3         | 20         | 43.8        | 0        | 1         | 1         | 60        | 0        |     |
| 10/13              | Ari-W  | 1         | 6         | 288          | 48.0        | 3         | 18         | 41.7        | 1        | 1         | 3         | 58        | 0        |     |
| 10/20 at           | Ten-W  | 1         | 6         | 280          | 46.7        | 2         | -1         | 43.5        | 1        | 2         | 3         | 58        | 0        |     |
| 10/27 at           | Jax-W  | 1         | 1         | 61           | 61.0        | 1         | 16         | 45.0        | 0        | 0         | 0         | 61        | 0        |     |
| 11/10              | Car-L  | 1         | 7         | 341          | 48.7        | 5         | 65         | 39.4        | 0        | 1         | 1         | 60        | 0        |     |
| 11/17 at           | NO-L   | 1         | 7         | 346          | 49.4        | 3         | 5          | 48.7        | 0        | 3         | 3         | 55        | 0        |     |
| 11/25 at           | Was-W  | 1         | 4         | 196          | 49.0        | 1         | 13         | 40.8        | 1        | 2         | 1         | 58        | 0        |     |
| 12/01              | StL-W  | 1         | 4         | 191          | 47.8        | 1         | 10         | 45.3        | 0        | 1         | 2         | 55        | 0        |     |
| 12/08              | Sea-W  | 1         | 4         | 199          | 49.8        | 3         | 49         | 37.5        | 0        | 1         | 2         | 54        | 0        |     |
| 12/15 at           | TB-W   | 1         | 4         | 173          | 43.3        | 1         | 9          | 36.0        | 1        | 1         | 2         | 50        | 0        |     |
| 12/23              | Atl-W  | 1         | 3         | 156          | 52.0        | 2         | 33         | 34.3        | 1        | 0         | 0         | 53        | 0        |     |
| 12/29 at           | Ari-W  | 1         | 6         | 258          | 43.0        | 1         | 2          | 39.3        | 1        | 1         | 4         | 58        | 0        |     |
| <b>2013 TOTALS</b> |        | <b>16</b> | <b>79</b> | <b>3,804</b> | <b>48.2</b> | <b>38</b> | <b>330</b> | <b>41.7</b> | <b>9</b> | <b>21</b> | <b>27</b> | <b>62</b> | <b>0</b> |     |
| 01/05 at           | GB-W1  | 1         | 3         | 110          | 36.7        | 0         | 0          | 30.0        | 1        | 1         | 1         | 45        | 0        |     |
| 01/12 at           | Car-W2 | 1         | 2         | 95           | 47.5        | 2         | 27         | 34.0        | 0        | 0         | 0         | 52        | 0        |     |
| 01/19 at           | Sea-L3 | 1         | 4         | 168          | 42.0        | 3         | 10         | 39.5        | 0        | 0         | 1         | 45        | 0        |     |

1--NFC Wild Card playoff  
 2--NFC Divisional playoff  
 3--NFC Championship

### 2012, SAN FRANCISCO

| Date               | Opp    | G         | No        | Gross        |             | Ret       | Yds        | Net         |          | TB        | FC        | In        |          | Blk |
|--------------------|--------|-----------|-----------|--------------|-------------|-----------|------------|-------------|----------|-----------|-----------|-----------|----------|-----|
|                    |        |           |           | Yds          | Avg         |           |            | Avg         | 20       |           |           | LG        |          |     |
| 09/09 at           | GB-W   | 1         | 5         | 256          | 51.2        | 3         | 80         | 35.2        | 0        | 2         | 3         | 61        | 0        |     |
| 09/16              | Det-W  | 1         | 3         | 109          | 36.3        | 1         | 10         | 33.0        | 0        | 2         | 2         | 52        | 0        |     |
| 09/23 at           | Min-L  | 1         | 3         | 146          | 48.7        | 0         | 0          | 48.7        | 0        | 2         | 1         | 53        | 0        |     |
| 09/30 at           | NYJ-W  | 1         | 4         | 184          | 46.0        | 0         | 0          | 41.0        | 1        | 0         | 2         | 61        | 0        |     |
| 10/07              | Buf-W  | 1         | 2         | 112          | 56.0        | 1         | 28         | 42.0        | 0        | 0         | 1         | 58        | 0        |     |
| 10/14              | NYG-L  | 1         | 4         | 199          | 49.8        | 2         | 2          | 49.3        | 0        | 2         | 1         | 58        | 0        |     |
| 10/18              | Sea-W  | 1         | 5         | 228          | 45.6        | 2         | 5          | 44.6        | 0        | 2         | 4         | 66        | 0        |     |
| 10/29 at           | Ari-W  | 1         | 5         | 244          | 48.8        | 4         | 15         | 45.8        | 0        | 1         | 3         | 55        | 0        |     |
| 11/11              | StL-T  | 1         | 6         | 251          | 41.8        | 3         | 14         | 36.2        | 1        | 1         | 3         | 49        | 0        |     |
| 11/19              | Chi-W  | 1         | 4         | 188          | 47.0        | 3         | -1         | 47.3        | 0        | 1         | 4         | 54        | 0        |     |
| 11/25 at           | NO-W   | 1         | 4         | 187          | 46.8        | 1         | 3          | 41.0        | 1        | 2         | 2         | 59        | 0        |     |
| 12/02 at           | StL-L  | 1         | 6         | 306          | 51.0        | 4         | 36         | 45.0        | 0        | 2         | 4         | 61        | 0        |     |
| 12/09              | Mia-W  | 1         | 4         | 193          | 48.3        | 2         | 10         | 40.8        | 1        | 0         | 1         | 55        | 0        |     |
| 12/16 at           | NE-W   | 1         | 5         | 283          | 56.6        | 5         | 13         | 54.0        | 0        | 0         | 3         | 64        | 0        |     |
| 12/23 at           | Sea-L  | 1         | 3         | 155          | 51.7        | 2         | 17         | 46.0        | 0        | 1         | 1         | 58        | 0        |     |
| 12/30              | Ari-W  | 1         | 4         | 185          | 46.3        | 3         | 17         | 42.0        | 0        | 0         | 1         | 56        | 0        |     |
| <b>2012 TOTALS</b> |        | <b>16</b> | <b>67</b> | <b>3,226</b> | <b>48.1</b> | <b>36</b> | <b>249</b> | <b>43.2</b> | <b>4</b> | <b>18</b> | <b>36</b> | <b>66</b> | <b>0</b> |     |
| 01/12              | GB-W1  | 1         | 3         | 133          | 44.3        | 2         | 0          | 37.7        | 1        | 0         | 2         | 52        | 0        |     |
| 01/20 at           | Atl-W2 | 1         | 3         | 151          | 50.3        | 3         | 6          | 48.3        | 0        | 0         | 1         | 62        | 0        |     |
| 02/03              | Bal-L3 | 1         | 3         | 159          | 53.0        | 2         | 28         | 37.0        | 1        | 0         | 0         | 55        | 0        |     |

1--NFC Divisional playoff  
 2--NFC Championship  
 3--Super Bowl

STAFF

PLAYERS

2015 SEASON

HISTORY

RECORDS

GAME DAY



# LEE continued...

**2011, SAN FRANCISCO**

| Date               | Opp    | G         | No        | Gross        |             |           | Ret        | Yds         | Net      |           |           | In        |          |   | LG | Blk |
|--------------------|--------|-----------|-----------|--------------|-------------|-----------|------------|-------------|----------|-----------|-----------|-----------|----------|---|----|-----|
|                    |        |           |           | Yds          | Avg         | Avg       |            |             | TB       | FC        | 20        | LG        | Blk      |   |    |     |
| 09/11              | Sea-W  | 1         | 5         | 298          | 59.6        | 3         | 27         | 54.2        | 0        | 0         | 1         | 1         | 64       | 0 |    |     |
| 09/18              | Dal-L  | 1         | 6         | 332          | 55.3        | 4         | 38         | 45.7        | 1        | 1         | 1         | 1         | 64       | 0 |    |     |
| 09/25 at           | Cin-W  | 1         | 7         | 320          | 45.7        | 3         | 31         | 41.3        | 0        | 3         | 2         | 60        | 0        |   |    |     |
| 10/02 at           | Phi-W  | 1         | 4         | 198          | 49.5        | 1         | -3         | 45.3        | 1        | 0         | 0         | 68        | 0        |   |    |     |
| 10/09              | TB-W   | 1         | 1         | 38           | 38.0        | 0         | 0          | 38.0        | 0        | 1         | 1         | 38        | 0        |   |    |     |
| 10/16 at           | Det-W  | 1         | 9         | 430          | 47.8        | 3         | 41         | 41.0        | 1        | 4         | 4         | 60        | 0        |   |    |     |
| 10/30              | Cle-W  | 1         | 5         | 268          | 53.6        | 3         | 34         | 42.8        | 1        | 1         | 2         | 65        | 0        |   |    |     |
| 11/06 at           | Was-W  | 1         | 5         | 223          | 44.6        | 2         | 0          | 36.6        | 2        | 0         | 2         | 61        | 0        |   |    |     |
| 11/13              | NYG-W  | 1         | 3         | 164          | 54.7        | 3         | 12         | 50.7        | 0        | 0         | 1         | 57        | 0        |   |    |     |
| 11/20              | Ari-W  | 1         | 3         | 136          | 45.3        | 2         | 22         | 38.0        | 0        | 1         | 1         | 58        | 0        |   |    |     |
| 11/24 at           | Bal-L  | 1         | 5         | 288          | 57.6        | 5         | 48         | 48.0        | 0        | 0         | 1         | 61        | 0        |   |    |     |
| 12/04              | StL-W  | 1         | 5         | 226          | 45.2        | 0         | 0          | 37.2        | 2        | 3         | 3         | 61        | 0        |   |    |     |
| 12/11 at           | Ari-L  | 1         | 7         | 372          | 53.1        | 5         | 44         | 46.9        | 0        | 1         | 3         | 62        | 0        |   |    |     |
| 12/19              | Pit-W  | 1         | 6         | 285          | 47.5        | 2         | -10        | 49.2        | 0        | 2         | 4         | 62        | 0        |   |    |     |
| 12/24 at           | Sea-W  | 1         | 2         | 108          | 54.0        | 1         | 24         | 28.0        | 0        | 0         | 0         | 60        | 1        |   |    |     |
| 01/1/12 at         | StL-W  | 1         | 5         | 284          | 56.8        | 2         | 7          | 51.4        | 1        | 0         | 2         | 66        | 0        |   |    |     |
| <b>2011 TOTALS</b> |        | <b>16</b> | <b>78</b> | <b>3,970</b> | <b>50.9</b> | <b>39</b> | <b>315</b> | <b>44.0</b> | <b>9</b> | <b>17</b> | <b>28</b> | <b>68</b> | <b>1</b> |   |    |     |
| 01/14/12           | NO-W1  | 1         | 8         | 396          | 49.5        | 3         | 29         | 43.4        | 1        | 1         | 4         | 63        | 0        |   |    |     |
| 01/22/12           | NYG-L2 | 1         | 10        | 455          | 45.5        | 6         | 55         | 40.0        | 0        | 2         | 3         | 59        | 0        |   |    |     |

1--NFC Divisional playoff

2--NFC Championship

**2010, SAN FRANCISCO**

| Date               | Opp   | G         | No        | Gross        |             |           | Ret        | Yds         | Net       |           |           | In        |          |  | LG | Blk |
|--------------------|-------|-----------|-----------|--------------|-------------|-----------|------------|-------------|-----------|-----------|-----------|-----------|----------|--|----|-----|
|                    |       |           |           | Yds          | Avg         | Avg       |            |             | TB        | FC        | 20        | LG        | Blk      |  |    |     |
| 09/12 at           | Sea-L | 1         | 6         | 249          | 41.5        | 3         | 17         | 35.3        | 1         | 0         | 2         | 47        | 0        |  |    |     |
| 09/20              | NO-L  | 1         | 3         | 141          | 47.0        | 3         | 43         | 32.7        | 0         | 0         | 1         | 54        | 0        |  |    |     |
| 09/26 at           | KC-L  | 1         | 8         | 378          | 47.3        | 6         | 65         | 36.6        | 1         | 1         | 2         | 58        | 0        |  |    |     |
| 10/03 at           | Atl-L | 1         | 5         | 216          | 43.2        | 2         | 32         | 36.8        | 0         | 2         | 3         | 56        | 0        |  |    |     |
| 10/10              | Phi-L | 1         | 3         | 161          | 53.7        | 2         | 23         | 39.3        | 1         | 0         | 1         | 60        | 0        |  |    |     |
| 10/17              | Oak-W | 1         | 8         | 346          | 43.3        | 4         | 25         | 37.6        | 1         | 0         | 4         | 55        | 0        |  |    |     |
| 10/24 at           | Car-L | 1         | 7         | 353          | 50.4        | 6         | 44         | 41.3        | 1         | 0         | 1         | 59        | 0        |  |    |     |
| 10/31              | Den-W | 1         | 6         | 296          | 49.3        | 4         | 31         | 44.2        | 0         | 1         | 4         | 57        | 0        |  |    |     |
| 11/14              | StL-W | 1         | 8         | 376          | 47.0        | 2         | 22         | 39.3        | 2         | 2         | 3         | 61        | 0        |  |    |     |
| 11/21              | TB-L  | 1         | 6         | 227          | 37.8        | 3         | 27         | 30.0        | 1         | 1         | 2         | 53        | 0        |  |    |     |
| 11/29 at           | Ari-W | 1         | 2         | 106          | 53.0        | 2         | 5          | 50.5        | 0         | 0         | 1         | 54        | 0        |  |    |     |
| 12/05 at           | GB-L  | 1         | 5         | 236          | 47.2        | 3         | 34         | 32.4        | 2         | 0         | 0         | 61        | 0        |  |    |     |
| 12/12              | Sea-W | 1         | 5         | 247          | 49.4        | 3         | 39         | 37.6        | 1         | 1         | 1         | 57        | 0        |  |    |     |
| 12/16 at           | SD-L  | 1         | 6         | 282          | 47.0        | 5         | 48         | 39.0        | 0         | 1         | 2         | 54        | 0        |  |    |     |
| 12/26 at           | StL-L | 1         | 6         | 323          | 53.8        | 3         | 11         | 52.0        | 0         | 2         | 4         | 64        | 0        |  |    |     |
| 1/2/11             | Ari-W | 1         | 7         | 266          | 38.0        | 3         | 17         | 32.7        | 1         | 1         | 3         | 53        | 0        |  |    |     |
| <b>2010 TOTALS</b> |       | <b>16</b> | <b>91</b> | <b>4,203</b> | <b>46.2</b> | <b>54</b> | <b>483</b> | <b>38.2</b> | <b>12</b> | <b>12</b> | <b>34</b> | <b>64</b> | <b>0</b> |  |    |     |



# VETERANS

## LEE continued...

### 2009, SAN FRANCISCO

| Date               | Opp      | G         | No        | Gross        |             |           | Ret        | Yds         | Net      |           |           | In        |          |  |
|--------------------|----------|-----------|-----------|--------------|-------------|-----------|------------|-------------|----------|-----------|-----------|-----------|----------|--|
|                    |          |           |           | Yds          | Avg         | Avg       |            |             | TB       | FC        | 20        | LG        | Blk      |  |
| 09/13 at           | Ari-W    | 1         | 8         | 393          | 49.1        | 5         | 55         | 42.3        | 0        | 2         | 2         | 64        | 0        |  |
| 09/20              | Sea-W    | 1         | 6         | 281          | 46.8        | 4         | 40         | 40.2        | 0        | 1         | 1         | 55        | 0        |  |
| 09/27 at           | Min-L    | 1         | 9         | 465          | 51.7        | 5         | 58         | 40.8        | 2        | 1         | 2         | 57        | 0        |  |
| 10/04              | StL-W    | 1         | 7         | 305          | 43.6        | 3         | 9          | 39.4        | 1        | 3         | 5         | 49        | 0        |  |
| 10/11              | Atl-L    | 1         | 5         | 219          | 43.8        | 4         | 18         | 40.2        | 0        | 0         | 1         | 51        | 0        |  |
| 10/25 at           | Hou-L    | 1         | 5         | 241          | 48.2        | 5         | 26         | 43.0        | 0        | 0         | 0         | 52        | 0        |  |
| 11/01 at           | Ind-L    | 1         | 8         | 400          | 50.0        | 6         | 32         | 46.0        | 0        | 1         | 4         | 59        | 0        |  |
| 11/08              | Ten-L    | 1         | 3         | 170          | 56.7        | 1         | 10         | 53.3        | 0        | 1         | 3         | 60        | 0        |  |
| 11/12              | Chi-W    | 1         | 5         | 191          | 38.2        | 2         | 4          | 33.4        | 1        | 0         | 1         | 46        | 0        |  |
| 11/22 at           | GB-L     | 1         | 5         | 259          | 51.8        | 2         | 33         | 45.2        | 0        | 0         | 0         | 55        | 0        |  |
| 11/29              | Jax-W    | 1         | 5         | 251          | 50.2        | 3         | 63         | 37.6        | 0        | 1         | 1         | 59        | 0        |  |
| 12/06 at           | Sea-L    | 1         | 9         | 446          | 49.6        | 7         | 61         | 42.8        | 0        | 1         | 1         | 56        | 0        |  |
| 12/14              | Ari-W    | 1         | 5         | 206          | 41.2        | 2         | -3         | 37.8        | 1        | 1         | 2         | 49        | 0        |  |
| 12/20 at           | Phi-L    | 1         | 4         | 193          | 48.3        | 1         | 6          | 41.8        | 1        | 1         | 2         | 60        | 0        |  |
| 12/27              | Det-W    | 1         | 6         | 271          | 45.2        | 2         | 10         | 40.2        | 1        | 0         | 3         | 57        | 0        |  |
| 1/3/10             | at StL-W | 1         | 9         | 420          | 46.7        | 5         | 73         | 36.3        | 1        | 1         | 2         | 56        | 0        |  |
| <b>2009 TOTALS</b> |          | <b>16</b> | <b>99</b> | <b>4,711</b> | <b>47.6</b> | <b>57</b> | <b>495</b> | <b>41.0</b> | <b>8</b> | <b>14</b> | <b>30</b> | <b>64</b> | <b>0</b> |  |

### 2008, SAN FRANCISCO

| Date               | Opp   | G         | No        | Gross        |             |           | Ret        | Yds         | Net      |           |           | In        |          |  |
|--------------------|-------|-----------|-----------|--------------|-------------|-----------|------------|-------------|----------|-----------|-----------|-----------|----------|--|
|                    |       |           |           | Yds          | Avg         | Avg       |            |             | TB       | FC        | 20        | LG        | Blk      |  |
| 09/07              | Ari-L | 1         | 2         | 87           | 43.5        | 1         | 17         | 35.0        | 0        | 1         | 0         | 49        | 0        |  |
| 09/14 at           | Sea-W | 1         | 4         | 185          | 46.3        | 3         | 46         | 29.8        | 1        | 0         | 0         | 59        | 0        |  |
| 09/21              | Det-W | 1         | 4         | 148          | 37.0        | 1         | 8          | 35.0        | 0        | 2         | 3         | 47        | 0        |  |
| 09/28 at           | NO-L  | 1         | 3         | 123          | 41.0        | 0         | 0          | 41.0        | 0        | 2         | 2         | 43        | 0        |  |
| 10/05              | NE-L  | 1         | 5         | 270          | 54.0        | 2         | 19         | 46.2        | 1        | 1         | 0         | 82        | 0        |  |
| 10/12              | Phi-L | 1         | 3         | 128          | 42.7        | 3         | 34         | 31.3        | 0        | 0         | 0         | 47        | 0        |  |
| 10/19 at           | NYG-L | 1         | 5         | 218          | 43.6        | 2         | 8          | 38.0        | 1        | 0         | 0         | 59        | 0        |  |
| 10/26              | Sea-L | 1         | 4         | 196          | 49.0        | 4         | 26         | 42.5        | 0        | 0         | 1         | 57        | 0        |  |
| 11/10 at           | Ari-L | 1         | 4         | 212          | 53.0        | 2         | 32         | 40.0        | 1        | 1         | 1         | 63        | 0        |  |
| 11/16              | StL-W | 1         | 6         | 311          | 51.8        | 5         | 19         | 45.3        | 1        | 0         | 0         | 58        | 0        |  |
| 11/23 at           | Dal-L | 1         | 3         | 150          | 50.0        | 2         | 16         | 28.5        | 1        | 0         | 0         | 54        | 1        |  |
| 11/30 at           | Buf-W | 1         | 6         | 284          | 47.3        | 4         | 49         | 39.2        | 0        | 2         | 3         | 58        | 0        |  |
| 12/07              | NYJ-W | 1         | 4         | 178          | 44.5        | 3         | 14         | 41.0        | 0        | 0         | 1         | 56        | 0        |  |
| 12/14 at           | Mia-L | 1         | 5         | 242          | 48.4        | 3         | 52         | 30.0        | 2        | 0         | 0         | 53        | 0        |  |
| 12/21 at           | StL-W | 1         | 5         | 274          | 54.8        | 2         | 18         | 47.2        | 1        | 1         | 1         | 62        | 0        |  |
| 12/28              | Was-W | 1         | 3         | 149          | 49.7        | 2         | 6          | 47.7        | 0        | 1         | 1         | 52        | 0        |  |
| <b>2008 TOTALS</b> |       | <b>16</b> | <b>66</b> | <b>3,155</b> | <b>47.8</b> | <b>39</b> | <b>364</b> | <b>39.0</b> | <b>9</b> | <b>11</b> | <b>13</b> | <b>82</b> | <b>1</b> |  |

### 2007, SAN FRANCISCO

| Date               | Opp   | G         | No         | Gross        |             |           | Ret        | Yds         | Net       |           |           | In        |          |  |
|--------------------|-------|-----------|------------|--------------|-------------|-----------|------------|-------------|-----------|-----------|-----------|-----------|----------|--|
|                    |       |           |            | Yds          | Avg         | Avg       |            |             | TB        | FC        | 20        | LG        | Blk      |  |
| 09/10              | Ari-W | 1         | 6          | 250          | 41.7        | 3         | 1          | 38.2        | 1         | 0         | 0         | 51        | 0        |  |
| 09/16 at           | StL-W | 1         | 8          | 362          | 45.3        | 3         | 8          | 41.8        | 1         | 2         | 4         | 71        | 0        |  |
| 09/23 at           | Pit-L | 1         | 5          | 286          | 57.2        | 2         | -4         | 46.0        | 3         | 0         | 2         | 66        | 0        |  |
| 09/30              | Sea-L | 1         | 10         | 543          | 54.3        | 5         | 42         | 44.1        | 3         | 0         | 2         | 71        | 0        |  |
| 10/07              | Bal-L | 1         | 7          | 361          | 51.6        | 2         | 20         | 48.7        | 0         | 1         | 3         | 74        | 0        |  |
| 10/21 at           | NYG-L | 1         | 5          | 263          | 52.6        | 3         | 16         | 45.4        | 1         | 0         | 2         | 56        | 0        |  |
| 10/28              | NO-L  | 1         | 7          | 328          | 46.9        | 4         | 25         | 40.4        | 1         | 1         | 3         | 59        | 0        |  |
| 11/04 at           | Atl-L | 1         | 5          | 251          | 50.2        | 2         | 23         | 45.6        | 0         | 3         | 3         | 59        | 0        |  |
| 11/12 at           | Sea-L | 1         | 7          | 355          | 50.7        | 5         | 25         | 47.1        | 0         | 1         | 4         | 60        | 0        |  |
| 11/18              | StL-L | 1         | 8          | 382          | 47.8        | 5         | 54         | 38.5        | 1         | 1         | 1         | 60        | 0        |  |
| 11/25 at           | Ari-W | 1         | 6          | 286          | 47.7        | 4         | 28         | 39.7        | 1         | 1         | 3         | 59        | 0        |  |
| 12/02 at           | Car-L | 1         | 5          | 241          | 48.2        | 3         | 10         | 46.2        | 0         | 1         | 3         | 60        | 0        |  |
| 12/09              | Min-L | 1         | 6          | 206          | 34.3        | 1         | 6          | 33.3        | 0         | 2         | 4         | 46        | 0        |  |
| 12/15              | Cin-W | 1         | 2          | 91           | 45.5        | 1         | 1          | 35.0        | 1         | 0         | 1         | 54        | 0        |  |
| 12/23              | TB-W  | 1         | 9          | 407          | 45.2        | 6         | 12         | 43.9        | 0         | 0         | 3         | 63        | 0        |  |
| 12/30 at           | Cle-L | 1         | 9          | 356          | 39.6        | 4         | 135        | 24.6        | 0         | 3         | 4         | 61        | 0        |  |
| <b>2007 TOTALS</b> |       | <b>16</b> | <b>105</b> | <b>4,968</b> | <b>47.3</b> | <b>53</b> | <b>402</b> | <b>41.0</b> | <b>13</b> | <b>16</b> | <b>42</b> | <b>74</b> | <b>0</b> |  |

STAFF

PLAYERS

2015 SEASON

HISTORY

RECORDS

GAME DAY



# LEE continued...

## 2006, SAN FRANCISCO

| Date               | Opp   | G         | No        | Gross        |             | Ret       | Yds        | Net         |          | TB        | FC        | In        |          | LG | Blk |
|--------------------|-------|-----------|-----------|--------------|-------------|-----------|------------|-------------|----------|-----------|-----------|-----------|----------|----|-----|
|                    |       |           |           | Yds          | Avg         |           |            | Avg         | 20       |           |           | 20        |          |    |     |
| 09/10 at           | Ari-L | 1         | 4         | 145          | 36.3        | 0         | 0          | 36.3        | 0        | 2         | 3         | 47        | 0        |    |     |
| 09/17              | StL-W | 1         | 4         | 180          | 45.0        | 1         | 30         | 37.5        | 0        | 2         | 2         | 54        | 0        |    |     |
| 09/24              | Phi-L | 1         | 7         | 298          | 42.6        | 2         | 31         | 38.1        | 0        | 2         | 2         | 57        | 0        |    |     |
| 10/01 at           | KC-L  | 1         | 7         | 316          | 45.1        | 3         | 82         | 30.6        | 1        | 1         | 2         | 54        | 0        |    |     |
| 10/08              | Oak-W | 1         | 1         | 30           | 30.0        | 0         | 0          | 30.0        | 0        | 1         | 1         | 30        | 0        |    |     |
| 10/15              | SD-L  | 1         | 4         | 192          | 48.0        | 3         | 17         | 38.8        | 1        | 0         | 0         | 54        | 0        |    |     |
| 10/29 at           | Chi-L | 1         | 4         | 156          | 39.0        | 1         | 42         | 28.5        | 0        | 1         | 1         | 50        | 0        |    |     |
| 11/05              | Min-W | 1         | 6         | 291          | 48.5        | 2         | 18         | 42.2        | 1        | 3         | 0         | 54        | 0        |    |     |
| 11/12 at           | Det-W | 1         | 3         | 106          | 35.3        | 2         | 16         | 30.0        | 0        | 1         | 1         | 45        | 0        |    |     |
| 11/19              | Sea-W | 1         | 6         | 260          | 43.3        | 4         | 31         | 38.2        | 0        | 0         | 2         | 47        | 0        |    |     |
| 11/26 at           | StL-L | 1         | 4         | 206          | 51.5        | 1         | 16         | 37.5        | 2        | 1         | 0         | 66        | 0        |    |     |
| 12/03 at           | NO-L  | 1         | 7         | 352          | 50.3        | 3         | 16         | 45.1        | 1        | 0         | 1         | 60        | 0        |    |     |
| 12/10              | GB-L  | 1         | 5         | 229          | 45.8        | 2         | 47         | 32.4        | 1        | 0         | 1         | 51        | 0        |    |     |
| 12/14 at           | Sea-W | 1         | 8         | 360          | 45.0        | 4         | 14         | 40.8        | 1        | 2         | 2         | 57        | 0        |    |     |
| 12/24              | Ari-L | 1         | 4         | 197          | 49.3        | 4         | 48         | 37.3        | 0        | 0         | 0         | 55        | 0        |    |     |
| 12/31 at           | Den-W | 1         | 7         | 307          | 43.9        | 3         | 54         | 33.3        | 1        | 3         | 4         | 58        | 0        |    |     |
| <b>2006 TOTALS</b> |       | <b>16</b> | <b>81</b> | <b>3,625</b> | <b>44.8</b> | <b>35</b> | <b>462</b> | <b>36.8</b> | <b>9</b> | <b>19</b> | <b>22</b> | <b>66</b> | <b>0</b> |    |     |

## 2005, SAN FRANCISCO

| Date               | Opp   | G         | No         | Gross        |             | Ret       | Yds        | Net         |          | TB        | FC        | In        |          | LG | Blk |
|--------------------|-------|-----------|------------|--------------|-------------|-----------|------------|-------------|----------|-----------|-----------|-----------|----------|----|-----|
|                    |       |           |            | Yds          | Avg         |           |            | Avg         | 20       |           |           | 20        |          |    |     |
| 09/11              | StL-W | 1         | 5          | 207          | 41.4        | 2         | 14         | 38.6        | 0        | 1         | 1         | 47        | 0        |    |     |
| 09/18 at           | Phi-L | 1         | 7          | 302          | 43.1        | 4         | 13         | 41.3        | 0        | 2         | 3         | 51        | 0        |    |     |
| 09/25              | Dal-L | 1         | 5          | 199          | 39.8        | 2         | 8          | 38.2        | 0        | 1         | 1         | 48        | 0        |    |     |
| 10/02 at           | Ari-L | 1         | 7          | 327          | 46.7        | 5         | 71         | 36.6        | 0        | 1         | 1         | 58        | 0        |    |     |
| 10/09              | Ind-L | 1         | 5          | 208          | 41.6        | 3         | 16         | 38.4        | 0        | 1         | 1         | 50        | 0        |    |     |
| 10/23 at           | Was-L | 1         | 7          | 297          | 42.4        | 5         | 56         | 34.4        | 0        | 1         | 0         | 54        | 0        |    |     |
| 10/30              | TB-W  | 1         | 9          | 369          | 41.0        | 5         | 29         | 37.8        | 0        | 4         | 2         | 49        | 0        |    |     |
| 11/06              | NYG-L | 1         | 7          | 312          | 44.6        | 6         | 35         | 39.6        | 0        | 1         | 1         | 49        | 0        |    |     |
| 11/13 at           | Chi-L | 1         | 7          | 283          | 40.4        | 4         | 31         | 36.0        | 0        | 1         | 1         | 44        | 0        |    |     |
| 11/20              | Sea-L | 1         | 4          | 175          | 43.8        | 2         | 15         | 40.0        | 0        | 2         | 0         | 52        | 0        |    |     |
| 11/27 at           | Ten-L | 1         | 8          | 357          | 44.6        | 4         | 42         | 39.4        | 0        | 1         | 0         | 52        | 0        |    |     |
| 12/04              | Ari-L | 1         | 5          | 217          | 43.4        | 3         | 17         | 36.0        | 1        | 0         | 1         | 47        | 0        |    |     |
| 12/11 at           | Sea-L | 1         | 8          | 299          | 37.4        | 3         | 9          | 36.3        | 0        | 2         | 1         | 49        | 0        |    |     |
| 12/18 at           | Jax-L | 1         | 8          | 335          | 41.9        | 7         | 45         | 36.3        | 0        | 1         | 1         | 50        | 0        |    |     |
| 12/24 at           | StL-W | 1         | 6          | 248          | 41.3        | 4         | 43         | 30.8        | 1        | 1         | 0         | 50        | 0        |    |     |
| 1/1/06 Hou-W       |       | 1         | 9          | 312          | 34.7        | 3         | 27         | 26.5        | 1        | 0         | 1         | 47        | 1        |    |     |
| <b>2005 TOTALS</b> |       | <b>16</b> | <b>107</b> | <b>4,447</b> | <b>41.6</b> | <b>62</b> | <b>471</b> | <b>36.3</b> | <b>3</b> | <b>20</b> | <b>15</b> | <b>58</b> | <b>1</b> |    |     |

## 2004, SAN FRANCISCO

| Date               | Opp   | G         | No        | Gross        |             | Ret       | Yds        | Net         |          | TB        | FC        | In        |          | LG | Blk |
|--------------------|-------|-----------|-----------|--------------|-------------|-----------|------------|-------------|----------|-----------|-----------|-----------|----------|----|-----|
|                    |       |           |           | Yds          | Avg         |           |            | Avg         | 20       |           |           | 20        |          |    |     |
| 09/12              | Ari-L | 1         | 6         | 245          | 40.8        | 3         | 19         | 37.7        | 0        | 0         | 1         | 55        | 0        |    |     |
| 09/19 at           | NO-L  | 1         | 4         | 166          | 41.5        | 2         | 34         | 33.0        | 0        | 2         | 0         | 51        | 0        |    |     |
| 09/26 at           | Sea-L | 1         | 7         | 296          | 42.3        | 0         | 0          | 36.6        | 2        | 4         | 3         | 60        | 0        |    |     |
| 10/03              | StL-L | 1         | 3         | 109          | 36.3        | 1         | 3          | 28.7        | 1        | 1         | 2         | 47        | 0        |    |     |
| 10/10              | Ari-W | 1         | 6         | 254          | 42.3        | 4         | 36         | 36.3        | 0        | 0         | 1         | 57        | 0        |    |     |
| 10/17 at           | NYJ-L | 1         | 7         | 277          | 39.6        | 4         | 44         | 30.4        | 1        | 2         | 3         | 53        | 0        |    |     |
| 10/31 at           | Chi-L | 1         | 8         | 326          | 40.8        | 6         | 84         | 27.8        | 1        | 0         | 0         | 55        | 0        |    |     |
| 11/07              | Sea-L | 1         | 6         | 255          | 42.5        | 3         | 21         | 39.0        | 0        | 1         | 3         | 55        | 0        |    |     |
| 11/14              | Car-L | 1         | 3         | 122          | 40.7        | 1         | 5          | 32.3        | 1        | 0         | 1         | 49        | 0        |    |     |
| 11/21 at           | TB-L  | 1         | 7         | 338          | 48.3        | 3         | 16         | 46.0        | 0        | 1         | 1         | 81        | 0        |    |     |
| 11/28              | Mia-L | 1         | 9         | 335          | 37.2        | 5         | 72         | 29.2        | 0        | 2         | 3         | 45        | 0        |    |     |
| 12/05 at           | StL-L | 1         | 6         | 247          | 41.2        | 3         | 8          | 39.8        | 0        | 2         | 1         | 51        | 0        |    |     |
| 12/12 at           | Ari-W | 1         | 7         | 320          | 45.7        | 5         | 26         | 39.1        | 1        | 0         | 3         | 53        | 0        |    |     |
| 12/18              | Was-L | 1         | 7         | 271          | 38.7        | 3         | 8          | 37.6        | 0        | 1         | 1         | 44        | 0        |    |     |
| 12/26              | Buf-L | 1         | 5         | 215          | 43.0        | 4         | 61         | 26.8        | 1        | 0         | 1         | 47        | 0        |    |     |
| 1/2/15 at          | NE-L  | 1         | 5         | 214          | 42.8        | 4         | 8          | 41.2        | 0        | 1         | 1         | 44        | 0        |    |     |
| <b>2004 TOTALS</b> |       | <b>16</b> | <b>96</b> | <b>3,990</b> | <b>41.6</b> | <b>51</b> | <b>445</b> | <b>35.3</b> | <b>8</b> | <b>17</b> | <b>25</b> | <b>81</b> | <b>0</b> |    |     |



## VETERANS

# JOSH McCOWN

**POSITION** ▶ QUARTERBACK  
**SCHOOL** ▶ SAM HOUSTON STATE

# 13



**HT:** 6-4 // **WT:** 218 // **BORN:** 7/4/79 // **ACQUIRED:** FA - '15 // **NFL EXPERIENCE:** 14TH YEAR

Originally drafted by the Arizona Cardinals in the third round (81st overall) of the 2002 NFL Draft...Re-signed by the Cardinals on March 30, 2005...Signed by the Detroit Lions as a free agent on March 17, 2006...Traded to the Oakland Raiders on April 28, 2007...Signed by the Miami Dolphins as an unrestricted free agent on February 29, 2008...Traded to the Carolina Panthers on Aug. 29, 2008...Signed by the San Francisco 49ers as an unrestricted free agent on Aug. 17, 2011...Released by the 49ers on Sept. 3, 2011...Signed by the Chicago Bears on Nov. 23, 2011...Re-signed by the Bears as an unrestricted free agent on March 14, 2012...Released by the Bears on Aug. 31, 2012...Signed by the Bears on Nov. 13, 2012...Re-signed by the Bears as an unrestricted free agent on March 29, 2013...Signed with the Tampa Bay Buccaneers as an unrestricted free agent on March 12, 2014...Released by the Buccaneers on Feb. 11, 2015...Signed with the Cleveland Browns on Feb. 27, 2015.

### CAREER HIGHLIGHTS:

Led the league in interception percentage (0.4) in 2013 and finished second in touchdown/interception ratio (13.00) and third in passer rating (109.0)...Set Browns single-game record with 457 passing yards at Baltimore on Oct. 11, 2015...Named NFC Offensive Player of the Week in Week 14 of 2013 after totaling four passing TDs with 348 yards and a rushing TD against Dallas...Named AFC Offensive Player of the Week in Week 5 of 2015 after throwing for 457 yards and two touchdowns.

### SEASONAL REVIEWS:

**2015:** Started all eight games played...Completed 186 of 292 passes for 2,109 yards with 12 TDs and four INTs for 93.3 rating...Rushed for 98 yards on 20 carries...Led Browns in passing yards, helping team pass for 4,156 yards, fourth-most in club history...Fractured his collar bone (right, throwing) in Week 12 that ended his 2015 campaign...His 1,154 passing yards during Week 3-5 set a Browns record during a three-game span, surpassing the 1,038 totaled by Brian Sipe in 1980...During overtime division victory at Baltimore (10/11), set Browns record with 457 passing yards, fourth-most by an NFL QB in 2015...Only Cleveland QB with three consecutive 300-yard games (Weeks 3-5)...(10/11) at Bal.: In 33-30 OT win in division opener, completed 36 (tied career high) of 51 attempts for career-high and Browns single-game record 457 yards with two TDs, zero interceptions and a 111.3 rating, earning AFC Offensive Player of the Week accolades...His 36 completions ranked second all-time in Browns annals.

**2014:** Started all 11 games he played in...Completed 184 of 327 attempts for 2,206 yards, 11 TDs and 14 INTs... (11/9) vs. Atl.: Completed 27 of 43 passes for 301 yards

### AT A GLANCE

- ▶ Younger brother, Luke, was a fourth-round pick by Cleveland in the 2004 NFL Draft and is now with the New Orleans Saints.
- ▶ Worked as an assistant football coach at Marvin Ridge High School in Waxhaw, N.C., in 2011 and 2012. Served as the scout team quarterback and cooked pancake breakfasts for players on Friday mornings.
- ▶ Led the league in interception percentage (0.4) in 2013 and finished second in touchdown/interception ratio (13.00) and third in passer rating (109.0).
- ▶ Played the 2010 season with the Hartford Colonials of the United Football League under former Browns head coach Chris Palmer.

and two TDs... (11/23) at Chi.: Amassed a season-high 341 passing yards and one TD.

**2013:** Appeared in eight games, starting five...Threw for 1,829 yards, 13 TDs and one INT...Registered a career-best 109.0 rating... (10/20) at Was.: Saw his first action of the season...Completed 14 of 20 passes for 204 yards and one TD... (11/24) at St. L.: Completed a career-high 36 passes for 352 yards and two TDs... (12/1) at Min.: Threw for 355 yards with two TDs, including a career-long 80-yard touchdown... (12/9) vs. Dal.: Registered a career-high four passing TDs, while totaling 348 passing yards, his third



# McCOWN continued...

consecutive game with 300-plus passing yards...Added a rushing TD...Earned NFC Offensive Play of the Week honors.

**2012:** Spent training camp with the Bears before being released...Re-signed with Chicago during Week 11 but did not appear in a game.

**2011:** Appeared in three games, starting two...[12/25] at GB: Started his first game of the year...Threw for 242 yards and one TD.

**2010:** Played the 2010 season with the Hartford Colonials of the United Football League...Played under former Browns head coach Chris Palmer.

**2009:** Appeared in one game as a reserve.

**2008:** Originally signed by the Dolphins in the offseason before being traded to the Panthers at the end of training camp...Appeared in two games.

**2007:** Started all nine games he played...Completed 111 of 190 attempts for 1,151 yards, 10 TDs and 11 INTs...[9/9] vs. Det.: Threw for 313 yards and two TDs on 30 of 40 passing...[12/2] vs. Den.: Completed 14 of 21 passes for 141 yards and three TDs.

**2006:** Appeared in two games as a reserve.

**2005:** Played in nine games, starting six...Threw for 1,836 yards and nine TDs on the season, completing 163 of 270 attempts...[10/2] vs. SF: Threw for 385 yards and two TDs...[10/9] vs. Car.: Completed 29 of 46 passes for a career-high 398 yards and two TDs.

**2004:** Started 13 of 14 games played...Tallied career-high 2,511 passing yards, nine TDs, and 11 INTs... [10/10] at SF: Threw for 231 yards with three TDs...[12/12] vs. SF: Threw for 307 yards, his first career 300-yard game...[12/26] at Sea.: Threw for three TDs.

**2003:** Appeared in eight games, starting three...Toaled 1,018 yards passing and five TDs...[12/7] at SF: Threw his first career NFL TD when he connected with FB James Hodgins for a 3-yard score...Also found WR Anquan Boldin for a 16-yard TD in the fourth quarter...[12/14] vs. Car.: Made his first career NFL start and completed 14 of 25 passes for 172 yards.

**2002:** Saw action in two games as a rookie...[12/1] at KC: Made NFL debut...Completed 4 of 12 passes for 45 yards.

**College:** Played his first three seasons at Southern Methodist before playing his senior year at Sam Houston State...Combined to total 7,503 passing yards and 59 TDs...Passed for 3,481 yards and 32 touchdowns in lone season at Sam Houston...Set SMU record with 19 consecutive completions as a sophomore against Tulsa...Majored in history.

**Personal:** Given name Joshua Treadwell McCown...Younger brother, Luke, played quarterback at Louisiana Tech, was a fourth-round pick of Cleveland in the 2004 NFL Draft and is now with the New Orleans Saints...Married, Natalie, with four children...**High School:** Attended Jacksonville [Texas] High School...Compiled a 22-4 record as a starter...Also played basketball...**Community Involvement:** Serves in two ministries: Pro Athletes Outreach and Coaches Time Out...**Hobbies/Interests:** Worked as an assistant football coach at Marvin Ridge High School in Waxhaw, N.C., in 2011 and 2012, serving as the scout team quarterback and cooked pancake breakfasts for players on Friday mornings...Awarded the Piccolo Award in Chicago for the teammate that exemplifies courage, loyalty, teamwork, dedication and sense of humor similar to Brian Piccolo, a Bears running back who died from embryonal cell carcinoma at the age of 26...Named Browns 2015 NFL Sportsmanship Award winner and voted by the local media as the 2015 Dino Lucarelli Good Guy Award winner.

## McCOWN SETS BROWNS RECORD

Last season, QB Josh McCown completed 36 of 51 passes for a career-high and Browns single-game record 457 passing yards with two touchdowns, zero interceptions and a 111.3 rating at Baltimore [10/11/15]. McCown also became the first player in Browns history to throw for 300 yards in three consecutive games.

### MOST PASSING YARDS BY A BROWN IN A SINGLE GAME

|    | Player      | Opp.     | Date     | Total |
|----|-------------|----------|----------|-------|
| 1. | Josh McCown | at Balt. | 10/11/15 | 457   |
| 2. | Brian Sipe  | Balt.    | 10/25/81 | 444   |





# VETERANS

## McCOWN continued...

### JOSH McCOWN ▶ CAREER STATS

| PASSING               |           | GP | GS | Att   | Cmp   | Pct  | Yds    | Yds/ |    |     | Lg  | Sk  | Yds Lst | Rating |
|-----------------------|-----------|----|----|-------|-------|------|--------|------|----|-----|-----|-----|---------|--------|
| Year                  | Team      |    |    |       |       |      |        | Att  | TD | Int |     |     |         |        |
| 2002                  | Arizona   | 2  | 0  | 18    | 7     | 38.9 | 66     | 3.7  | 0  | 2   | 26  | 5   | 50      | 10.2   |
| 2003                  | Arizona   | 8  | 3  | 166   | 95    | 57.2 | 1,018  | 6.1  | 5  | 6   | 60T | 25  | 174     | 70.3   |
| 2004                  | Arizona   | 14 | 13 | 408   | 233   | 57.1 | 2,511  | 6.2  | 11 | 10  | 48  | 31  | 263     | 74.1   |
| 2005                  | Arizona   | 9  | 6  | 270   | 163   | 60.4 | 1,836  | 6.8  | 9  | 11  | 49  | 18  | 101     | 74.9   |
| 2006                  | Detroit   | 2  | 0  | 0     | 0     | 0.0  | 0      | 0.0  | 0  | 0   | 0   | 0   | 0       | 0.0    |
| 2007                  | Oakland   | 9  | 9  | 190   | 111   | 58.4 | 1,151  | 6.1  | 10 | 11  | 46T | 14  | 92      | 69.4   |
| 2008                  | Carolina  | 2  | 0  | 0     | 0     | 0.0  | 0      | 0.0  | 0  | 0   | 0   | 0   | 0       | 0.0    |
| 2009                  | Carolina  | 1  | 0  | 6     | 1     | 16.7 | 2      | 0.3  | 0  | 0   | 2   | 1   | 6       | 39.6   |
| 2011                  | Chicago   | 3  | 2  | 55    | 35    | 63.6 | 414    | 7.5  | 2  | 4   | 49  | 7   | 43      | 68.3   |
| 2013                  | Chicago   | 8  | 5  | 224   | 149   | 66.5 | 1,829  | 8.2  | 13 | 1   | 80T | 11  | 37      | 109.0  |
| 2014                  | Tampa Bay | 11 | 11 | 327   | 184   | 56.3 | 2,206  | 6.7  | 11 | 14  | 56T | 36  | 235     | 70.5   |
| 2015                  | Cleveland | 8  | 8  | 292   | 186   | 63.7 | 2,109  | 7.2  | 12 | 4   | 56  | 23  | 137     | 93.3   |
| NFL totals (13 years) |           | 77 | 57 | 1,956 | 1,164 | 59.5 | 13,142 | 6.7  | 73 | 63  | 80T | 171 | 1,138   | 78.7   |

|                       |           | RUSHING |    |     |     |      |     | RECEIVING |    |     |      |    |    |
|-----------------------|-----------|---------|----|-----|-----|------|-----|-----------|----|-----|------|----|----|
| Year                  | Team      | GP      | GS | No  | Yds | Avg  | Lg  | TD        | No | Yds | Avg  | Lg | TD |
| 2002                  | Arizona   | 2       | 0  | 1   | 20  | 20.0 | 20  | 0         | 0  | 0   | -    | -  | 0  |
| 2003                  | Arizona   | 8       | 3  | 28  | 158 | 5.6  | 16t | 1         | 0  | 0   | -    | -  | 0  |
| 2004                  | Arizona   | 14      | 13 | 36  | 112 | 3.1  | 12  | 2         | 1  | -5  | -5.0 | -5 | 0  |
| 2005                  | Arizona   | 9       | 6  | 29  | 139 | 4.8  | 12  | 0         | 0  | 0   | -    | -  | 0  |
| 2006                  | Detroit   | 2       | 0  | 0   | 0   | -    | -   | 0         | 2  | 15  | 7.5  | 8  | 0  |
| 2007                  | Oakland   | 9       | 9  | 29  | 143 | 4.9  | 24  | 0         | 0  | 0   | -    | -  | 0  |
| 2008                  | Carolina  | 2       | 0  | 4   | -3  | -0.8 | 0   | 0         | 0  | 0   | -    | -  | 0  |
| 2011                  | Chicago   | 3       | 2  | 12  | 68  | 5.7  | 28  | 0         | 0  | 0   | -    | -  | 0  |
| 2013                  | Chicago   | 8       | 5  | 13  | 69  | 5.3  | 20  | 1         | 0  | 0   | -    | -  | 0  |
| 2014                  | Tampa Bay | 11      | 11 | 25  | 127 | 5.1  | 16t | 3         | 0  | 0   | -    | -  | 0  |
| 2015                  | Cleveland | 8       | 8  | 20  | 98  | 4.9  | 13  | 1         | 0  | 0   | -    | -  | 0  |
| NFL totals (13 years) |           | 77      | 57 | 197 | 931 | 4.7  | 28  | 8         | 3  | 10  | 3.3  | 8  | 0  |

**ADDITIONAL STATISTICS:** Career record as starting QB – 18-39 (.316). 300-yard passing games – 12 (307, vs. SF, 12/12/04; 385, vs. SF, 10/2/05; 398, vs. Car., 10/9/05; 313, vs. Det., 9/9/07; 352, at St. L., 11/24/2013; 355, at Min., 12/1/13; 348, vs. Dal., 12/9/13; 301, vs. Atl., 11/9/14; 341, at Chi., 11/23/14; 341, vs. Oak., 9/27/15; 356 at SD, 10/4/15; 457, at Bal., 10/11/15). **Multiple-TD pass games** – 23 (2, at SF, 12/7/03; 2, vs. Min., 12/28/03; 3, at SF, 10/10/04; 2, vs. St. L., 12/19/04; 3, at Sea., 12/26/04; 2, vs. SF, 10/2/05; 2, vs. Car., 10/9/05; 2, vs. Phi., 12/24/05; 2, vs. Det., 9/9/07; 3, vs. Den., 12/2/07; 2, at GB, 11/4/13; 2, at St. L., 11/24/13; 2, at Min., 12/1/13; 4, vs. Dal., 12/9/13; 2, vs. Car., 9/7/14; 2, vs. Atl., 11/9/14; 2, at Was., 11/16/14; 2, at Det., 12/7/14; 2, vs. Oak., 9/27/15; 2, at SD, 10/4/15; 2, at Bal., 10/11/15; 2, vs. Den., 10/18/15; 3, vs. Ari., 11/1/15). **FUMBLES:** 1 (1 lost) in 2002, 10 (2 lost) in 2003, 12 (5 lost) in 2004, 5 (3 lost) in 2005, 11 (3 lost) in 2007, 2 in 2011, 3 (1 lost) in 2013, 10 (4 lost) in 2014; 9 (6 lost) in 2015; NFL totals: 63 (25 lost).

**SINGLE-GAME HIGHS & CAREER MILESTONES:** **PASSING:** Attempts – 49, vs. Oak., 9/27/15. Completions – 36, two times: at St. L., 11/24/13; at Bal., 10/11/15. Completion percentage – 81.0 (26 of 32), at STL, 10/25/15. Yards\* – 457, at Bal., 10/11/15. TDs – 4, vs. Dal., 12/9/13. Long – 80T (A. Jeffery), at Min., 12/1/13. **QB Rating** – 141.9, vs. Dal., 12/9/13. **Interceptions** – 3, three times; last: vs. Hou., 11/4/07. **RUSHING:** Attempts – 9, vs. St. L., 12/19/04. Yards – 48, vs. Car., 12/14/03. Long – 28, at Min., 1/1/12. TDs – 2, twice; last: vs. St. L., 9/14/14. **RECEIVING** – 2, at NE, 12/3/06. **NFL debut:** at KC, 12/1/02. **First NFL start:** vs. Car., 12/14/03. **First NFL touchdown:** at SF, 12/7/03 (J. Hodgins, 3 yards). **Last NFL interception:** vs. Ari., 11/1/15 (R. Johnson). **First win:** vs. Min., 12/28/03. **First rushing TD:** vs. Car., 12/14/03. **First interception:** at KC, 12/1/02 (R. Crockett).

\*Denotes Browns record

STAFF

PLAYERS

2015 SEASON

HISTORY

RECORDS

GAME DAY



# McCOWN continued...

## JOSH McCOWN ▶ GAME-BY-GAME STATS

### 2015, CLEVELAND

| Date               | Opp      | GP       | GS       | PASSING                               |            |              |             |           |          |           |           | RUSHING     |           |           |          |
|--------------------|----------|----------|----------|---------------------------------------|------------|--------------|-------------|-----------|----------|-----------|-----------|-------------|-----------|-----------|----------|
|                    |          |          |          | Att                                   | Cmp        | Yds          | Pct         | TD        | INT      | LG        | SK        | Rtg         | Att       | Yds       | TD       |
| 09/13              | at NYJ-L | 1        | QB       | 8                                     | 5          | 49           | 62.5        | 0         | 0        | 22        | 0         | 79.7        | 3         | 23        | 0        |
| 09/20              | Ten-W    |          |          | ***inactive -- concussion***          |            |              |             |           |          |           |           |             |           |           |          |
| 09/27              | Oak-L    | 1        | QB       | 49                                    | 28         | 341          | 57.1        | 2         | 1        | 41        | 5         | 83.8        | 0         | 0         | 0        |
| 10/04              | at SD-L  | 1        | QB       | 41                                    | 32         | 356          | 78.0        | 2         | 0        | 53        | 4         | 119.1       | 0         | 0         | 0        |
| 10/11              | at Bal-W | 1        | QB       | 51                                    | 36         | 457          | 70.6        | 2         | 0        | 56        | 4         | 35          | 3         | 12        | 1        |
| 10/18              | Den-L    | 1        | QB       | 39                                    | 20         | 213          | 51.3        | 2         | 2        | 47        | 4         | 24          | 3         | 12        | 0        |
| 10/25              | at STL-L | 1        | QB       | 32                                    | 26         | 270          | 81.3        | 0         | 0        | 28        | 4         | 101.8       | 4         | 21        | 0        |
| 11/01              | Ari-L    | 1        | QB       | 34                                    | 18         | 211          | 52.9        | 3         | 1        | 52        | 1         | 89.2        | 5         | 18        | 0        |
| 11/05              | at Cin-L |          |          | ***inactive -- right shoulder/ribs*** |            |              |             |           |          |           |           |             |           |           |          |
| 11/15              | at Pit-L |          |          | ***inactive -- ribs***                |            |              |             |           |          |           |           |             |           |           |          |
| 11/30              | Bal-L    | 1        | QB       | 38                                    | 21         | 212          | 55.3        | 1         | 0        | 30        | 1         | 80.2        | 2         | 12        | 0        |
| 12/06              | Cin-L    |          |          | ***injured reserve -- clavicle***     |            |              |             |           |          |           |           |             |           |           |          |
| 12/13              | SF-W     |          |          | ***injured reserve -- clavicle***     |            |              |             |           |          |           |           |             |           |           |          |
| 12/20              | at Sea-L |          |          | ***injured reserve -- clavicle***     |            |              |             |           |          |           |           |             |           |           |          |
| 12/27              | at KC-L  |          |          | ***injured reserve -- clavicle***     |            |              |             |           |          |           |           |             |           |           |          |
| 01/03              | Pit-L    |          |          | ***injured reserve -- clavicle***     |            |              |             |           |          |           |           |             |           |           |          |
| <b>2015 TOTALS</b> |          | <b>8</b> | <b>8</b> | <b>292</b>                            | <b>186</b> | <b>2,109</b> | <b>63.7</b> | <b>12</b> | <b>4</b> | <b>56</b> | <b>23</b> | <b>93.3</b> | <b>20</b> | <b>98</b> | <b>1</b> |

### 2014, TAMPA BAY

| Date               | Opp      | GP        | GS        | PASSING            |            |              |             |           |           |            |           | RUSHING     |           |            |          |
|--------------------|----------|-----------|-----------|--------------------|------------|--------------|-------------|-----------|-----------|------------|-----------|-------------|-----------|------------|----------|
|                    |          |           |           | Att                | Cmp        | Yds          | Pct         | TD        | INT       | LG         | SK        | Rtg         | Att       | Yds        | TD       |
| 09/07              | Car-L    |           | QB        | 35                 | 22         | 183          | 56.3        | 2         | 2         | 26         | 3         | 71.5        | 3         | 27         | 0        |
| 09/14              | StL-L    | 1         | QB        | 21                 | 16         | 179          | 76.2        | 0         | 1         | 29         | 1         | 81.3        | 2         | 6          | 2        |
| 09/18              | at Atl-L | 1         | QB        | 12                 | 5          | 58           | 41.7        | 0         | 1         | 36         | 1         | 22.2        | 0         | 0          | 0        |
| 09/28              | at Pit-W |           |           | ***inactive***     |            |              |             |           |           |            |           |             |           |            |          |
| 10/05              | at NO-L  |           |           | ***inactive***     |            |              |             |           |           |            |           |             |           |            |          |
| 10/12              | Bal-L    |           |           | ***inactive***     |            |              |             |           |           |            |           |             |           |            |          |
| 10/26              | Min-L    |           |           | ***did not play*** |            |              |             |           |           |            |           |             |           |            |          |
| 11/02              | at Cle-L |           |           | ***did not play*** |            |              |             |           |           |            |           |             |           |            |          |
| 11/09              | Atl-L    | 1         | QB        | 43                 | 27         | 301          | 62.8        | 2         | 2         | 34         | 4         | 79.7        | 5         | 39         | 0        |
| 11/16              | at Was-W | 1         | QB        | 23                 | 15         | 288          | 65.2        | 2         | 0         | 56T        | 2         | 137.5       | 3         | 8          | 0        |
| 11/23              | at Chi-L | 1         | QB        | 48                 | 25         | 341          | 52.1        | 1         | 2         | 54         | 5         | 64.7        | 3         | 12         | 0        |
| 11/30              | Cin-L    | 1         | QB        | 29                 | 15         | 190          | 51.7        | 0         | 1         | 29         | 1         | 58.1        | 1         | 0          | 0        |
| 12/07              | at Det-L | 1         | QB        | 39                 | 20         | 250          | 51.3        | 2         | 2         | 50         | 6         | 67.3        | 4         | 8          | 0        |
| 12/14              | at Car-L | 1         | QB        | 28                 | 13         | 154          | 46.4        | 1         | 1         | 23         | 3         | 60.7        | 2         | 21         | 1        |
| 12/21              | GB-L     | 1         | QB        | 26                 | 12         | 147          | 46.2        | 0         | 1         | 40         | 7         | 48.1        | 0         | 0          | 0        |
| 12/28              | NO-L     | 1         | QB        | 23                 | 14         | 115          | 60.9        | 1         | 1         | 18         | 3         | 70.0        | 2         | 6          | 0        |
| <b>2014 TOTALS</b> |          | <b>11</b> | <b>11</b> | <b>327</b>         | <b>184</b> | <b>2,206</b> | <b>56.3</b> | <b>11</b> | <b>14</b> | <b>56T</b> | <b>36</b> | <b>70.5</b> | <b>25</b> | <b>127</b> | <b>3</b> |

### 2013, CHICAGO

| Date               | Opp      | GP       | GS       | PASSING            |            |              |             |           |          |            |           | RUSHING      |           |           |          |
|--------------------|----------|----------|----------|--------------------|------------|--------------|-------------|-----------|----------|------------|-----------|--------------|-----------|-----------|----------|
|                    |          |          |          | Att                | Cmp        | Yds          | Pct         | TD        | INT      | LG         | SK        | Rtg          | Att       | Yds       | TD       |
| 09/08              | Cin-W    |          |          | ***did not play*** |            |              |             |           |          |            |           |              |           |           |          |
| 09/15              | Min-W    |          |          | ***did not play*** |            |              |             |           |          |            |           |              |           |           |          |
| 09/22              | at Pit-W |          |          | ***did not play*** |            |              |             |           |          |            |           |              |           |           |          |
| 09/29              | at Det-L |          |          | ***did not play*** |            |              |             |           |          |            |           |              |           |           |          |
| 10/06              | NO-L     |          |          | ***did not play*** |            |              |             |           |          |            |           |              |           |           |          |
| 10/10              | NYG-W    |          |          | ***did not play*** |            |              |             |           |          |            |           |              |           |           |          |
| 10/20              | at Was-L | 1        |          | 20                 | 14         | 204          | 70.0        | 1         | 0        | 35         | 1         | 119.6        | 4         | 33        | 0        |
| 11/04              | at GB-W  | 1        | QB       | 41                 | 22         | 272          | 53.7        | 2         | 0        | 33         | 1         | 90.7         | 1         | 20        | 0        |
| 11/10              | Det-L    | 1        |          | 9                  | 6          | 62           | 66.7        | 1         | 0        | 14         | 1         | 123.4        | 0         | 0         | 0        |
| 11/17              | Bal-W    | 1        | QB       | 31                 | 19         | 216          | 61.3        | 1         | 0        | 43         | 2         | 92.9         | 2         | -1        | 0        |
| 11/24              | at StL-L | 1        | QB       | 47                 | 36         | 352          | 76.6        | 2         | 1        | 37         | 1         | 102.4        | 2         | 4         | 0        |
| 12/01              | at Min-L | 1        | QB       | 36                 | 23         | 355          | 63.9        | 2         | 0        | 80T        | 4         | 114.9        | 0         | 0         | 0        |
| 12/09              | Dal-W    | 1        | QB       | 36                 | 27         | 348          | 75.0        | 4         | 0        | 34         | 1         | 141.9        | 3         | 16        | 1        |
| 12/15              | at Cle-W |          |          | ***did not play*** |            |              |             |           |          |            |           |              |           |           |          |
| 12/22              | at Phi-L | 1        |          | 4                  | 2          | 20           | 50.0        | 0         | 0        | 12         | 0         | 64.6         | 1         | -3        | 0        |
| 12/29              | GB-L     |          |          | ***did not play*** |            |              |             |           |          |            |           |              |           |           |          |
| <b>2013 TOTALS</b> |          | <b>8</b> | <b>5</b> | <b>224</b>         | <b>149</b> | <b>1,829</b> | <b>66.5</b> | <b>13</b> | <b>1</b> | <b>80T</b> | <b>11</b> | <b>109.0</b> | <b>13</b> | <b>69</b> | <b>1</b> |



# VETERANS

## McCOWN continued...

### 2011, CHICAGO

| Date               | Opp      | GP       | GS       | PASSING   |           |            |             |          |          |                     |          | RUSHING     |     |           |           |          |  |
|--------------------|----------|----------|----------|-----------|-----------|------------|-------------|----------|----------|---------------------|----------|-------------|-----|-----------|-----------|----------|--|
|                    |          |          |          | Att       | Cmp       | Yds        | Pct         | TD       | INT      | LG                  | SK       | Rtg         | Att | Yds       | TD        |          |  |
| 09/11              | Atl-W    |          |          |           |           |            |             |          |          | ***not with team*** |          |             |     |           |           |          |  |
| 09/18              | at NO-L  |          |          |           |           |            |             |          |          | ***not with team*** |          |             |     |           |           |          |  |
| 09/25              | GB-L     |          |          |           |           |            |             |          |          | ***not with team*** |          |             |     |           |           |          |  |
| 10/02              | Car-W    |          |          |           |           |            |             |          |          | ***not with team*** |          |             |     |           |           |          |  |
| 10/10              | at Det-L |          |          |           |           |            |             |          |          | ***not with team*** |          |             |     |           |           |          |  |
| 10/16              | Min-L    |          |          |           |           |            |             |          |          | ***not with team*** |          |             |     |           |           |          |  |
| 10/23              | at TB-W  |          |          |           |           |            |             |          |          | ***not with team*** |          |             |     |           |           |          |  |
| 11/07              | at Phi-W |          |          |           |           |            |             |          |          | ***not with team*** |          |             |     |           |           |          |  |
| 11/13              | Det-W    |          |          |           |           |            |             |          |          | ***not with team*** |          |             |     |           |           |          |  |
| 11/20              | SD-W     |          |          |           |           |            |             |          |          | ***not with team*** |          |             |     |           |           |          |  |
| 11/27              | at Oak-L |          |          |           |           |            |             |          |          | ***inactive***      |          |             |     |           |           |          |  |
| 12/04              | KC-L     |          |          |           |           |            |             |          |          | ***inactive***      |          |             |     |           |           |          |  |
| 12/11              | at Den-L |          |          |           |           |            |             |          |          | ***did not play***  |          |             |     |           |           |          |  |
| 12/18              | Sea-L    | 1        |          | 2         | 1         | 12         | 50.0        | 0        | 1        | 12                  | 0        | 29.2        |     | 0         | 0         | 0        |  |
| 12/25              | at GB-L  | 1        | QB       | 28        | 19        | 242        | 67.9        | 1        | 2        | 49                  | 0        | 76.8        |     | 8         | 38        | 0        |  |
| 01/01              | at Min-W | 1        | QB       | 25        | 15        | 160        | 60.0        | 1        | 1        | 22T                 | 7        | 75.4        |     | 4         | 30        | 0        |  |
| <b>2011 TOTALS</b> |          | <b>3</b> | <b>2</b> | <b>55</b> | <b>35</b> | <b>414</b> | <b>63.6</b> | <b>2</b> | <b>4</b> | <b>49</b>           | <b>7</b> | <b>68.3</b> |     | <b>12</b> | <b>68</b> | <b>0</b> |  |

### 2009, CAROLINA

| Date               | Opp      | GP       | GS | PASSING  |          |          |             |          |          |                             |          | RUSHING     |     |          |          |          |
|--------------------|----------|----------|----|----------|----------|----------|-------------|----------|----------|-----------------------------|----------|-------------|-----|----------|----------|----------|
|                    |          |          |    | Att      | Cmp      | Yds      | Pct         | TD       | INT      | LG                          | SK       | Rtg         | Att | Yds      | TD       |          |
| 09/13              | Phi-L    | 1        |    | 6        | 1        | 2        | 16.7        | 0        | 0        | 2                           | 1        | 39.6        |     | 0        | 0        | 0        |
| 09/20              | at Atl-L |          |    |          |          |          |             |          |          | ***injured reserve--knee*** |          |             |     |          |          |          |
| 09/28              | at Dal-L |          |    |          |          |          |             |          |          | ***injured reserve--knee*** |          |             |     |          |          |          |
| 10/11              | Was-W    |          |    |          |          |          |             |          |          | ***injured reserve--knee*** |          |             |     |          |          |          |
| 10/18              | at TB-W  |          |    |          |          |          |             |          |          | ***injured reserve--knee*** |          |             |     |          |          |          |
| 10/25              | Buf-L    |          |    |          |          |          |             |          |          | ***injured reserve--knee*** |          |             |     |          |          |          |
| 11/01              | at Ari-W |          |    |          |          |          |             |          |          | ***injured reserve--knee*** |          |             |     |          |          |          |
| 11/08              | at NO-L  |          |    |          |          |          |             |          |          | ***injured reserve--knee*** |          |             |     |          |          |          |
| 11/15              | Atl-W    |          |    |          |          |          |             |          |          | ***injured reserve--knee*** |          |             |     |          |          |          |
| 11/19              | Mia-L    |          |    |          |          |          |             |          |          | ***injured reserve--knee*** |          |             |     |          |          |          |
| 11/29              | at NYJ-L |          |    |          |          |          |             |          |          | ***injured reserve--knee*** |          |             |     |          |          |          |
| 12/06              | TB-W     |          |    |          |          |          |             |          |          | ***injured reserve--knee*** |          |             |     |          |          |          |
| 12/13              | at NE-L  |          |    |          |          |          |             |          |          | ***injured reserve--knee*** |          |             |     |          |          |          |
| 12/20              | Min-W    |          |    |          |          |          |             |          |          | ***injured reserve--knee*** |          |             |     |          |          |          |
| 12/27              | at NYG-W |          |    |          |          |          |             |          |          | ***injured reserve--knee*** |          |             |     |          |          |          |
| 01/03              | NO-W     |          |    |          |          |          |             |          |          | ***injured reserve--knee*** |          |             |     |          |          |          |
| <b>2009 TOTALS</b> |          | <b>1</b> |    | <b>6</b> | <b>1</b> | <b>2</b> | <b>16.7</b> | <b>0</b> | <b>0</b> | <b>2</b>                    | <b>1</b> | <b>39.6</b> |     | <b>0</b> | <b>0</b> | <b>0</b> |

### 2008, CAROLINA

| Date               | Opp      | GP       | GS       | PASSING  |          |          |          |          |          |                    |          | RUSHING  |     |          |           |          |
|--------------------|----------|----------|----------|----------|----------|----------|----------|----------|----------|--------------------|----------|----------|-----|----------|-----------|----------|
|                    |          |          |          | Att      | Cmp      | Yds      | Pct      | TD       | INT      | LG                 | SK       | Rtg      | Att | Yds      | TD        |          |
| 09/07              | at SD-W  |          |          |          |          |          |          |          |          | ***did not play*** |          |          |     |          |           |          |
| 09/14              | Chi-W    |          |          |          |          |          |          |          |          | ***did not play*** |          |          |     |          |           |          |
| 09/21              | at Min-L |          |          |          |          |          |          |          |          | ***did not play*** |          |          |     |          |           |          |
| 09/28              | Atl-W    | 1        |          | 0        | 0        | 0        | -        | 0        | 0        | -                  | 0        | -        |     | 3        | -2        | 0        |
| 10/05              | KC-W     | 1        |          | 0        | 0        | 0        | -        | 0        | 0        | -                  | 0        | -        |     | 1        | -1        | 0        |
| 10/12              | at TB-L  |          |          |          |          |          |          |          |          | ***did not play*** |          |          |     |          |           |          |
| 10/19              | NO-W     |          |          |          |          |          |          |          |          | ***did not play*** |          |          |     |          |           |          |
| 10/26              | Ari-W    |          |          |          |          |          |          |          |          | ***did not play*** |          |          |     |          |           |          |
| 11/09              | at Oak-W |          |          |          |          |          |          |          |          | ***did not play*** |          |          |     |          |           |          |
| 11/16              | Det-W    |          |          |          |          |          |          |          |          | ***did not play*** |          |          |     |          |           |          |
| 11/23              | at Atl-L |          |          |          |          |          |          |          |          | ***did not play*** |          |          |     |          |           |          |
| 11/30              | at GB-W  |          |          |          |          |          |          |          |          | ***did not play*** |          |          |     |          |           |          |
| 12/08              | TB-W     |          |          |          |          |          |          |          |          | ***did not play*** |          |          |     |          |           |          |
| 12/14              | Den-W    |          |          |          |          |          |          |          |          | ***did not play*** |          |          |     |          |           |          |
| 12/21              | at NYG-L |          |          |          |          |          |          |          |          | ***did not play*** |          |          |     |          |           |          |
| 12/28              | at NO-W  |          |          |          |          |          |          |          |          | ***did not play*** |          |          |     |          |           |          |
| <b>2008 TOTALS</b> |          | <b>2</b> | <b>0</b> | <b>0</b> | <b>0</b> | <b>0</b> | <b>-</b> | <b>0</b> | <b>0</b> | <b>-</b>           | <b>0</b> | <b>-</b> |     | <b>4</b> | <b>-3</b> | <b>0</b> |

STAFF

PLAYERS

2015 SEASON

HISTORY

RECORDS

GAME DAY



# McCOWN continued...

## 2007, OAKLAND

| Date               | Opp      | GP       | GS       | PASSING    |            |              |             |           |           |            |           | RUSHING     |           |            |          |
|--------------------|----------|----------|----------|------------|------------|--------------|-------------|-----------|-----------|------------|-----------|-------------|-----------|------------|----------|
|                    |          |          |          | Att        | Cmp        | Yds          | Pct         | TD        | INT       | LG         | SK        | Rtg         | Att       | Yds        | TD       |
| 09/09              | Det-L    | 1        | QB       | 40         | 30         | 313          | 75.0        | 2         | 2         | 42         | 3         | 93.0        | 3         | 3          | 0        |
| 09/16              | at Den-L | 1        | QB       | 16         | 8          | 73           | 50.0        | 1         | 3         | 46T        | 4         | 44.0        | 2         | 28         | 0        |
| 09/23              | Cle-W    | 1        | QB       | 12         | 6          | 108          | 50.0        | 1         | 0         | 41T        | 1         | 109.0       | 4         | 15         | 0        |
| 09/30              | at Mia-W |          |          |            |            |              |             |           |           |            |           |             |           |            |          |
| 10/14              | at SD-L  |          |          |            |            |              |             |           |           |            |           |             |           |            |          |
| 10/21              | KC-L     |          |          |            |            |              |             |           |           |            |           |             |           |            |          |
| 10/28              | at Ten-L |          |          |            |            |              |             |           |           |            |           |             |           |            |          |
| 11/04              | Hou-L    | 1        | QB       | 27         | 13         | 158          | 48.1        | 1         | 3         | 32         | 1         | 39.4        | 5         | 31         | 0        |
| 11/11              | Chi-L    | 1        | QB       | 27         | 14         | 108          | 51.9        | 0         | 1         | 14         | 3         | 46.5        | 5         | 22         | 0        |
| 11/18              | at Min-L |          |          |            |            |              |             |           |           |            |           |             |           |            |          |
| 11/25              | at KC-W  |          |          |            |            |              |             |           |           |            |           |             |           |            |          |
| 12/02              | Den-W    | 1        | QB       | 21         | 14         | 141          | 66.7        | 3         | 0         | 26         | 0         | 125.2       | 4         | 22         | 0        |
| 12/09              | at GB-L  | 1        | QB       | 15         | 7          | 110          | 46.7        | 1         | 2         | 29         | 0         | 54.2        | 1         | 6          | 0        |
| 12/16              | Ind-L    | 1        | QB       | 24         | 13         | 94           | 54.2        | 1         | 0         | 12         | 0         | 77.4        | 5         | 16         | 0        |
| 12/23              | at Jax-L | 1        | QB       | 8          | 6          | 46           | 75.0        | 0         | 0         | 11         | 2         | 88.5        | 0         | 0          | 0        |
| 12/30              | SD-L     |          |          |            |            |              |             |           |           |            |           |             |           |            |          |
| <b>2007 TOTALS</b> |          | <b>9</b> | <b>9</b> | <b>190</b> | <b>111</b> | <b>1,151</b> | <b>58.4</b> | <b>10</b> | <b>11</b> | <b>46T</b> | <b>14</b> | <b>69.4</b> | <b>29</b> | <b>143</b> | <b>0</b> |

## 2006, DETROIT

| Date               | Opp      | GP       | GS       | PASSING  |          |          |          |          |          |          |          | RUSHING  |          |          |          |
|--------------------|----------|----------|----------|----------|----------|----------|----------|----------|----------|----------|----------|----------|----------|----------|----------|
|                    |          |          |          | Att      | Cmp      | Yds      | Pct      | TD       | INT      | LG       | SK       | Rtg      | Att      | Yds      | TD       |
| 09/10              | Sea-L    |          |          |          |          |          |          |          |          |          |          |          |          |          |          |
| 09/17              | at Chi-L |          |          |          |          |          |          |          |          |          |          |          |          |          |          |
| 09/24              | GB-L     |          |          |          |          |          |          |          |          |          |          |          |          |          |          |
| 10/01              | at StL-L |          |          |          |          |          |          |          |          |          |          |          |          |          |          |
| 10/08              | at Min-L |          |          |          |          |          |          |          |          |          |          |          |          |          |          |
| 10/15              | Buf-W    |          |          |          |          |          |          |          |          |          |          |          |          |          |          |
| 10/22              | at NYJ-L |          |          |          |          |          |          |          |          |          |          |          |          |          |          |
| 11/05              | Atl-W    |          |          |          |          |          |          |          |          |          |          |          |          |          |          |
| 11/12              | SF-L     |          |          |          |          |          |          |          |          |          |          |          |          |          |          |
| 11/19              | at Ari-L | 1        |          | 0        | 0        | 0        | -        | 0        | 0        | -        | 0        | -        | 0        | 0        | 0        |
| 11/23              | Mia-L    |          |          |          |          |          |          |          |          |          |          |          |          |          |          |
| 12/03              | at NE-L  | 1        |          | 0        | 0        | 0        | -        | 0        | 0        | -        | 0        | -        | 0        | 0        | 0        |
| 12/10              | Min-L    |          |          |          |          |          |          |          |          |          |          |          |          |          |          |
| 12/17              | at GB-L  |          |          |          |          |          |          |          |          |          |          |          |          |          |          |
| 12/24              | Chi-L    |          |          |          |          |          |          |          |          |          |          |          |          |          |          |
| 12/31              | at Dal-W |          |          |          |          |          |          |          |          |          |          |          |          |          |          |
| <b>2006 TOTALS</b> |          | <b>9</b> | <b>6</b> | <b>0</b> | <b>0</b> | <b>0</b> | <b>-</b> | <b>0</b> | <b>0</b> | <b>-</b> | <b>0</b> | <b>-</b> | <b>0</b> | <b>0</b> | <b>0</b> |

## 2005, ARIZONA

| Date               | Opp      | GP       | GS       | PASSING    |            |              |             |          |           |           |           | RUSHING     |           |            |          |
|--------------------|----------|----------|----------|------------|------------|--------------|-------------|----------|-----------|-----------|-----------|-------------|-----------|------------|----------|
|                    |          |          |          | Att        | Cmp        | Yds          | Pct         | TD       | INT       | LG        | SK        | Rtg         | Att       | Yds        | TD       |
| 09/11              | at NYG-L | 1        |          | 10         | 5          | 52           | 50.0        | 0        | 1         | 19        | 0         | 25.8        | 0         | 0          | 0        |
| 09/18              | StL-L    |          |          |            |            |              |             |          |           |           |           |             |           |            |          |
| 09/25              | at Sea-L | 1        |          | 23         | 10         | 97           | 43.5        | 0        | 1         | 24        | 2         | 37.8        | 1         | 10         | 0        |
| 10/02              | SF-W     | 1        | QB       | 46         | 32         | 385          | 69.6        | 2        | 0         | 41        | 3         | 109.4       | 6         | 32         | 0        |
| 10/09              | Car-L    | 1        | QB       | 46         | 29         | 398          | 63.0        | 2        | 3         | 49        | 1         | 78.0        | 5         | 29         | 0        |
| 10/23              | Ten-W    | 1        | QB       | 28         | 12         | 140          | 42.9        | 1        | 1         | 34T       | 4         | 55.7        | 1         | 2          | 0        |
| 10/30              | at Dal-L | 1        | QB       | 33         | 16         | 161          | 48.5        | 1        | 2         | 44T       | 3         | 47.7        | 4         | 16         | 0        |
| 11/06              | Sea-L    |          |          |            |            |              |             |          |           |           |           |             |           |            |          |
| 11/13              | at Det-L |          |          |            |            |              |             |          |           |           |           |             |           |            |          |
| 11/20              | at StL-W |          |          |            |            |              |             |          |           |           |           |             |           |            |          |
| 11/27              | Jax-L    |          |          |            |            |              |             |          |           |           |           |             |           |            |          |
| 12/04              | at SF-W  |          |          |            |            |              |             |          |           |           |           |             |           |            |          |
| 12/11              | Was-L    |          |          |            |            |              |             |          |           |           |           |             |           |            |          |
| 12/18              | at Hou-L | 1        |          | 4          | 1          | 12           | 25.0        | 0        | 1         | 12        | 0         | 0.0         | 0         | 0          | 0        |
| 12/24              | Phi-W    | 1        | QB       | 38         | 27         | 294          | 71.1        | 2        | 1         | 45        | 2         | 100.1       | 4         | 8          | 0        |
| 01/01              | at Ind-L | 1        | QB       | 42         | 31         | 297          | 73.8        | 1        | 1         | 25T       | 3         | 91.1        | 8         | 42         | 0        |
| <b>2005 TOTALS</b> |          | <b>9</b> | <b>6</b> | <b>270</b> | <b>163</b> | <b>1,836</b> | <b>60.4</b> | <b>9</b> | <b>11</b> | <b>49</b> | <b>18</b> | <b>74.9</b> | <b>29</b> | <b>139</b> | <b>0</b> |



# VETERANS

## McCOWN continued...

### 2004, ARIZONA

| PASSING            |          |           |           |            |            |              |                    |           |           |           |           |             | RUSHING   |            |          |
|--------------------|----------|-----------|-----------|------------|------------|--------------|--------------------|-----------|-----------|-----------|-----------|-------------|-----------|------------|----------|
| Date               | Opp      | GP        | GS        | Att        | Cmp        | Yds          | Pct                | TD        | INT       | LG        | SK        | Rtg         | Att       | Yds        | TD       |
| 09/12              | at StL-L | 1         | QB        | 29         | 18         | 181          | 62.1               | 0         | 0         | 37        | 2         | 79.8        | 1         | 5          | 0        |
| 09/19              | NE-L     | 1         | QB        | 29         | 13         | 160          | 44.8               | 0         | 2         | 42        | 5         | 33.7        | 3         | 19         | 0        |
| 09/26              | at Atl-L | 1         | QB        | 26         | 20         | 198          | 76.9               | 0         | 0         | 33        | 5         | 97.9        | 6         | 10         | 0        |
| 10/03              | NO-W     | 1         | QB        | 18         | 12         | 157          | 66.7               | 0         | 0         | 29        | 2         | 94.0        | 1         | 1          | 0        |
| 10/10              | at SF-L  | 1         | QB        | 34         | 19         | 231          | 55.9               | 3         | 1         | 35        | 2         | 94.1        | 3         | 11         | 0        |
| 10/24              | Sea-W    | 1         | QB        | 36         | 22         | 212          | 61.1               | 1         | 1         | 39        | 2         | 75.2        | 3         | 3          | 0        |
| 10/31              | at Buf-L | 1         | QB        | 24         | 9          | 101          | 37.5               | 1         | 0         | 28T       | 3         | 64.8        | 1         | 3          | 0        |
| 11/07              | at Mia-W | 1         | QB        | 31         | 18         | 162          | 58.1               | 1         | 0         | 48        | 1         | 83.0        | 1         | 9          | 0        |
| 11/14              | NYG-W    | 1         | QB        | 24         | 12         | 90           | 50.0               | 0         | 0         | 16        | 2         | 59.4        | 3         | 3          | 0        |
| 11/21              | at Car-L |           |           |            |            |              | ***did not play*** |           |           |           |           |             |           |            |          |
| 11/28              | NYJ-L    | 1         |           | 10         | 5          | 62           | 50.0               | 0         | 2         | 18        | 0         | 30.0        | 0         | 0          | 0        |
| 12/05              | at Det-L |           |           |            |            |              | ***did not play*** |           |           |           |           |             |           |            |          |
| 12/12              | SF-L     | 1         | QB        | 44         | 26         | 307          | 59.1               | 0         | 1         | 40        | 1         | 70.9        | 1         | 7          | 0        |
| 12/19              | StL-W    | 1         | QB        | 34         | 22         | 287          | 64.7               | 2         | 0         | 36        | 2         | 110.8       | 9         | 33         | 2        |
| 12/26              | at Sea-L | 1         | QB        | 33         | 21         | 248          | 63.6               | 3         | 2         | 31T       | 4         | 91.5        | 2         | 10         | 0        |
| 01/02              | TB-W     | 1         | QB        | 36         | 16         | 115          | 44.4               | 0         | 1         | 16        | 0         | 40.9        | 2         | -2         | 0        |
| <b>2004 TOTALS</b> |          | <b>14</b> | <b>13</b> | <b>408</b> | <b>233</b> | <b>2,511</b> | <b>57.1</b>        | <b>11</b> | <b>10</b> | <b>48</b> | <b>31</b> | <b>74.1</b> | <b>36</b> | <b>112</b> | <b>2</b> |

### 2003, ARIZONA

| PASSING            |          |          |          |            |           |              |                    |          |          |            |           |             | RUSHING   |            |          |
|--------------------|----------|----------|----------|------------|-----------|--------------|--------------------|----------|----------|------------|-----------|-------------|-----------|------------|----------|
| Date               | Opp      | GP       | GS       | Att        | Cmp       | Yds          | Pct                | TD       | INT      | LG         | SK        | Rtg         | Att       | Yds        | TD       |
| 09/07              | at Det-L |          |          |            |           |              | ***did not play*** |          |          |            |           |             |           |            |          |
| 09/14              | Sea-L    | 1        |          | 32         | 18        | 150          | 56.3               | 0        | 2        | 14         | 2         | 42.4        | 6         | 33         | 0        |
| 09/21              | GB-W     |          |          |            |           |              | ***did not play*** |          |          |            |           |             |           |            |          |
| 09/28              | at StL-L | 1        |          | 4          | 3         | 47           | 75.0               | 0        | 0        | 31         | 0         | 113.5       | 1         | 8          | 0        |
| 10/5               | at Dal-L |          |          |            |           |              | ***did not play*** |          |          |            |           |             |           |            |          |
| 10/12              | Bal-L    |          |          |            |           |              | ***did not play*** |          |          |            |           |             |           |            |          |
| 10/26              | SF-W     |          |          |            |           |              | ***did not play*** |          |          |            |           |             |           |            |          |
| 11/02              | Cin-W    |          |          |            |           |              | ***did not play*** |          |          |            |           |             |           |            |          |
| 11/09              | at Pit-L |          |          |            |           |              | ***did not play*** |          |          |            |           |             |           |            |          |
| 11/16              | at Cle-L | 1        |          | 11         | 4         | 31           | 36.4               | 0        | 2        | 12         | 0         | 5.3         | 2         | 9          | 0        |
| 11/23              | StL-L    | 1        |          | 1          | 0         | 0            | 0.0                | 0        | 0        | -          | 0         | 39.6        | 0         | 0          | 0        |
| 11/30              | at Chi-L |          |          |            |           |              | ***did not play*** |          |          |            |           |             |           |            |          |
| 12/07              | at SF-L  | 1        |          | 20         | 11        | 120          | 55.0               | 2        | 0        | 35         | 2         | 106.3       | 2         | -5         | 0        |
| 12/14              | Car-L    | 1        | QB       | 25         | 14        | 172          | 56.0               | 0        | 1        | 24         | 5         | 60.8        | 6         | 48         | 1        |
| 12/21              | at Sea-L | 1        | QB       | 40         | 25        | 274          | 62.5               | 1        | 0        | 60T        | 8         | 91.0        | 8         | 38         | 0        |
| 12/28              | Min-W    | 1        | QB       | 33         | 20        | 224          | 60.6               | 2        | 1        | 37         | 8         | 88.4        | 3         | 27         | 0        |
| <b>2003 TOTALS</b> |          | <b>8</b> | <b>3</b> | <b>166</b> | <b>95</b> | <b>1,018</b> | <b>57.2</b>        | <b>5</b> | <b>6</b> | <b>60T</b> | <b>25</b> | <b>70.3</b> | <b>28</b> | <b>158</b> | <b>1</b> |

### 2002, ARIZONA

| PASSING            |          |          |          |           |          |           |                    |          |          |           |          |             | RUSHING  |           |          |
|--------------------|----------|----------|----------|-----------|----------|-----------|--------------------|----------|----------|-----------|----------|-------------|----------|-----------|----------|
| Date               | Opp      | GP       | GS       | Att       | Cmp      | Yds       | Pct                | TD       | INT      | LG        | SK       | Rtg         | Att      | Yds       | TD       |
| 09/08              | at Was-L |          |          |           |          |           | ***did not play*** |          |          |           |          |             |          |           |          |
| 09/15              | at Sea-W |          |          |           |          |           | ***did not play*** |          |          |           |          |             |          |           |          |
| 09/22              | SD-L     |          |          |           |          |           | ***did not play*** |          |          |           |          |             |          |           |          |
| 09/29              | NYG-W    |          |          |           |          |           | ***did not play*** |          |          |           |          |             |          |           |          |
| 10/06              | at Car-W |          |          |           |          |           | ***did not play*** |          |          |           |          |             |          |           |          |
| 10/20              | Dal-W    |          |          |           |          |           | ***did not play*** |          |          |           |          |             |          |           |          |
| 10/27              | at SF-L  |          |          |           |          |           | ***did not play*** |          |          |           |          |             |          |           |          |
| 11/03              | StL-L    |          |          |           |          |           | ***did not play*** |          |          |           |          |             |          |           |          |
| 11/10              | Sea-L    |          |          |           |          |           | ***did not play*** |          |          |           |          |             |          |           |          |
| 11/17              | at Phi-L |          |          |           |          |           | ***did not play*** |          |          |           |          |             |          |           |          |
| 11/24              | Oak-L    |          |          |           |          |           | ***did not play*** |          |          |           |          |             |          |           |          |
| 12/01              | at KC-L  | 1        |          | 12        | 4        | 45        | 33.3               | 0        | 1        | 26        | 3        | 10.8        | 0        | 0         | 0        |
| 12/08              | Det-W    |          |          |           |          |           | ***did not play*** |          |          |           |          |             |          |           |          |
| 12/15              | at StL-L |          |          |           |          |           | ***did not play*** |          |          |           |          |             |          |           |          |
| 12/21              | SF-L     |          |          |           |          |           | ***did not play*** |          |          |           |          |             |          |           |          |
| 12/29              | at Den-L | 1        |          | 6         | 3        | 21        | 50.0               | 0        | 1        | 8         | 2        | 18.8        | 1        | 20        | 0        |
| <b>2002 TOTALS</b> |          | <b>2</b> | <b>0</b> | <b>18</b> | <b>7</b> | <b>66</b> | <b>38.9</b>        | <b>0</b> | <b>2</b> | <b>26</b> | <b>5</b> | <b>10.2</b> | <b>1</b> | <b>20</b> | <b>0</b> |

STAFF

PLAYERS

2015 SEASON

HISTORY

RECORDS

GAME DAY




## VETERANS

# JAMIE MEDER

**POSITION** ▶ DEFENSIVE LINE  
**SCHOOL** ▶ ASHLAND

# 98



**HT:** 6-3 // **WT:** 308 // **BORN:** 4/12/91 // **ACQUIRED:** FA - '14 // **NFL EXPERIENCE:** SECOND YEAR

Originally signed by the Baltimore Ravens on May 12, 2014 as an undrafted free agent...Waived by the Ravens on Aug. 30, 2014...Added to the Ravens' practice squad on Aug. 31, 2014...Released from the Ravens' practice squad on Nov. 10, 2014...Added to the Browns' practice squad on Nov. 11, 2014...Elevated to the Browns' active roster on Dec. 27, 2014.

### SEASONAL REVIEWS:

**2015:** Played in all 16 games...Totaled 33 tackles and one sack...[9/20] vs. Ten.: During 28-14 victory in home opener, dropped Marcus Mariota to register first career sack.

**2014:** Appeared in one game with Cleveland...Spent first 10 weeks of the season on the Ravens' practice squad and the following six on the Browns' practice squad...[12/28] at Bal.: In NFL debut, recorded one tackle.

**College:** Four-year starter at Ashland...Two-time (2012-13) Great Lakes Intercollegiate Athletic Conference Defensive Lineman of the Year and four-time All-GLIAC first-team honoree...Amassed 247 tackles and 14 sacks in 44 career games...Posted 88 tackles and three sacks as a senior...Became the first AU player to be named the GLIAC Defensive Lineman of the Year as a junior...Named GLIAC Freshman of the Year, becoming the only AU player to receive that award...Graduated with a degree in criminal justice.

**Personal:** Given name is James Michael Meder... Last name is pronounced MEED-er...Native of Parma Heights, Ohio...  
**High School:** Attended Valley Forge High School in Parma Heights, Ohio...Earned first-team all-conference honors and named the league's Defensive Player of the Year as a senior...Also earned second-team All-Ohio accolades...

### AT A GLANCE

- ▶ Last name is pronounced MEED-er.
- ▶ Ranked as one of the best wrestlers in the state of Ohio while at Valley Forge High School in Parma Heights.
- ▶ Played high school (Valley Forge High School), college (Ashland) and professional (Browns) football in Ohio.
- ▶ Became the first player in Valley Forge history to have his jersey retired.

Lettered four times in wrestling...Became the first player in Valley Forge history to have his jersey retired...Also participated in boxing and wrestling...**Community Involvement:** Has volunteered with the Cleveland Food Bank and spent time with service men and women of the armed forces as part of the Browns' Military Appreciation Day...**Hobbies/Interests:** Enjoys hunting in his spare time...Favorite movie is L.A. Confidential and favorite TV show is Game of Thrones...Lists alternative as his favorite type of music and The Offspring as his favorite band.

### JAMIE MEDER ▶ CAREER STATS

| Year                          | Team      | TACKLES   |          |           |           |           |            | INTERCEPTIONS |          |          |          | FUMBLES  |          |          |          |          |          |
|-------------------------------|-----------|-----------|----------|-----------|-----------|-----------|------------|---------------|----------|----------|----------|----------|----------|----------|----------|----------|----------|
|                               |           | GP        | GS       | Tot       | Solo      | Asst      | Sk         | Yds           | No       | Yds      | Lg       | TD       | PD       | FF       | FR       | Yds      |          |
| 2014                          | Cleveland | 1         | 0        | 1         | 1         | 0         | 0.0        | 0.0           | 0        | 0        | 0        | 0        | 0        | 0        | 0        | 0        | 0        |
| 2015                          | Cleveland | 16        | 0        | 33        | 16        | 17        | 1.0        | 6.0           | 0        | 0        | 0        | 0        | 0        | 0        | 0        | 0        | 0        |
| <b>NFL totals (two years)</b> |           | <b>17</b> | <b>0</b> | <b>34</b> | <b>17</b> | <b>17</b> | <b>1.0</b> | <b>6.0</b>    | <b>0</b> | <b>0</b> | <b>0</b> | <b>0</b> | <b>0</b> | <b>0</b> | <b>0</b> | <b>0</b> | <b>0</b> |

**ADDITIONAL STATISTICS:** Multiple-sack games – None. Career sacks – Marcus Mariota (1.0).

**SINGLE-GAME HIGHS & CAREER MILESTONES:** TACKLES: Total – 4, twice, at STL., 10/25/15, vs. Cin 12/6/15. Solo – 2, five times, vs. Cin 12/6/15. SACKS: 1.0, vs. Ten., 9/20/15. FUMBLES: Forced – None. Recovered – None. PASSES DEFENSED: None. NFL debut: at NYJ., 9/13/15. First NFL start: None. First NFL sack: vs. Ten., 9/20/15 (M. Mariota).



# MEDER continued...

## JAMIE MEDER ▶ GAME-BY-GAME STATS

### 2015, CLEVELAND

| Date               | Opp   | GP        | GS       | Tot       | So        | As        | Sk         | Yd         | Int      | Yd       | Lg       | TD       | PD       | FF       | FR       |
|--------------------|-------|-----------|----------|-----------|-----------|-----------|------------|------------|----------|----------|----------|----------|----------|----------|----------|
| 09/13 at           | NYJ-L | 1         |          | 2         | 0         | 2         | 0.0        | 0.0        | 0        | -        | -        | 0        | 0        | 0        | 0        |
| 09/20              | Ten-W | 1         |          | 3         | 1         | 2         | 1.0        | 6.0        | 0        | -        | -        | 0        | 0        | 0        | 0        |
| 09/27              | Oak-L | 1         |          | 2         | 0         | 2         | 0.0        | 0.0        | 0        | -        | -        | 0        | 0        | 0        | 0        |
| 10/04 at           | SD-L  | 1         |          | 2         | 2         | 0         | 0.0        | 0.0        | 0        | -        | -        | 0        | 0        | 0        | 0        |
| 10/11 at           | Bal-W | 1         |          | 3         | 2         | 1         | 0.0        | 0.0        | 0        | -        | -        | 0        | 0        | 0        | 0        |
| 10/18              | Den-L | 1         |          | 1         | 1         | 0         | 0.0        | 0.0        | 0        | -        | -        | 0        | 0        | 0        | 0        |
| 10/25 at           | StL-L | 1         |          | 4         | 2         | 2         | 0.0        | 0.0        | 0        | -        | -        | 0        | 0        | 0        | 0        |
| 11/01              | Ari-L | 1         |          | 1         | 1         | 0         | 0.0        | 0.0        | 0        | -        | -        | 0        | 0        | 0        | 0        |
| 11/05 at           | Cin-L | 1         |          | 1         | 1         | 0         | 0.0        | 0.0        | 0        | -        | -        | 0        | 0        | 0        | 0        |
| 11/15 at           | Pit-L | 1         |          | 2         | 1         | 1         | 0.0        | 0.0        | 0        | -        | -        | 0        | 0        | 0        | 0        |
| 11/30              | Bal-L | 1         |          | 2         | 2         | 0         | 0.0        | 0.0        | 0        | -        | -        | 0        | 0        | 0        | 0        |
| 12/06              | Cin-L | 1         |          | 4         | 2         | 2         | 0.0        | 0.0        | 0        | -        | -        | 0        | 0        | 0        | 0        |
| 12/13              | SF-W  | 1         |          | 0         | 0         | 0         | 0.0        | 0.0        | 0        | -        | -        | 0        | 0        | 0        | 0        |
| 12/20 at           | Sea-L | 1         |          | 3         | 0         | 3         | 0.0        | 0.0        | 0        | -        | -        | 0        | 0        | 0        | 0        |
| 12/27 at           | KC-L  | 1         |          | 2         | 1         | 1         | 0.0        | 0.0        | 0        | -        | -        | 0        | 0        | 0        | 0        |
| 01/03              | Pit-L | 1         |          | 1         | 0         | 1         | 0.0        | 0.0        | 0        | -        | -        | 0        | 0        | 0        | 0        |
| <b>2015 TOTALS</b> |       | <b>16</b> | <b>0</b> | <b>33</b> | <b>16</b> | <b>17</b> | <b>1.0</b> | <b>6.0</b> | <b>0</b> | <b>-</b> | <b>-</b> | <b>0</b> | <b>0</b> | <b>0</b> | <b>0</b> |

### 2014, CLEVELAND

| Date               | Opp   | GP       | GS       | Tot      | So       | As       | Sk         | Yd       | Int      | Yd       | Lg       | TD       | PD       | FF       | FR       |
|--------------------|-------|----------|----------|----------|----------|----------|------------|----------|----------|----------|----------|----------|----------|----------|----------|
| 12/28 at           | Bal-L | 1        |          | 1        | 1        | 0        | 0.0        | 0        | 0        | 0        | 0        | 0        | 0        | 0        | 0        |
| <b>2014 TOTALS</b> |       | <b>1</b> | <b>0</b> | <b>1</b> | <b>1</b> | <b>0</b> | <b>0.0</b> | <b>0</b> | <b>0</b> | <b>0</b> | <b>0</b> | <b>0</b> | <b>0</b> | <b>0</b> | <b>0</b> |

## OH-IO

Five players on the Browns roster played college football in Ohio prior to entering the NFL, including two whose high school, college and professional careers included time within the state's borders. OL John Greco hails from Youngstown, Ohio and played at Boardman High School and Toledo, while DL John Hughes III is from Gahanna, Ohio and competed at Lincoln High School and Cincinnati.

| Player             | College    |
|--------------------|------------|
| OL John Greco      | Toledo     |
| WR Andrew Hawkins  | Toledo     |
| DL John Hughes III | Cincinnati |
| DL Jamie Meder     | Ashland    |
| WR Terrelle Pryor  | Ohio State |



# BARKEVIOUS MINGO

**POSITION** ▶ LINEBACKER

**SCHOOL** ▶ LSU

51



**HT:** 6-4 // **WT:** 240 // **BORN:** 10/4/90 // **ACQUIRED:** D1 - '13 // **NFL EXPERIENCE:** FOURTH YEAR

Selected by Cleveland Browns in first round (sixth overall) of 2013 NFL Draft, April 25, 2013.

### CAREER HIGHLIGHTS:

Selected with the Browns first-round pick (sixth overall) of the 2013 NFL Draft, making him the Browns' highest-drafted linebacker since Mike Junkin (1987, fifth overall)... Finished second on the Browns and third among all NFL rookies with five sacks in 2013...Recorded a sack in each of his first three NFL games, including a sack of Joe Flacco during his first career NFL play.

### SEASONAL REVIEWS:

**2015:** Played in all 16 games with two starts...Collected 18 tackles, one interception and four passes defended... Added five special-teams tackles...[10/18] vs. Den.: Recorded first career INT, picking off Peyton Manning in overtime.

**2014:** Played in 15 games with 11 starts, despite sustaining a shoulder injury in the season opener...Recorded 39 tackles, four passes defended, two sacks and one fumble recovery...Added four special-teams tackles...[11/2] vs. TB: During 22-17 victory, registered four tackles, one sack and one pass defended...[12/7] vs. Ind.: Recorded two tackles, one sack, a career-high five QB hits and one pass defended...[12/14] vs. Cin.: Started at OLB, totaling career-best seven tackles and added one special-teams tackle.

**2013:** Played in 15 games with three starts...Recorded 42 tackles, five sacks, 13 QB harassments, 10 tackles for loss and eight passes defended...Finished second on Browns with five sacks, third-most among NFL rookies (Lions Ziggy Ansah eight, Patriots Chris Jones six)... Became first Browns rookie and first NFL rookie since Tommy Kelly (Oak., 2004) to register sack in each of first three NFL games...Maurice Bassett Award recipient, given to the most outstanding rookie in Browns training camp, as determined by local media...[9/15] at Bal.: Made NFL debut...Registered a first-down sack on his first NFL play, dropping QB Joe Flacco for a 9-yard loss...Drew two holding penalties (one on offense, one on special teams)... [9/22] at Min.: In 31-27 win, posted second sack in as many games, dropping QB Christian Ponder on third down

### AT A GLANCE

- ▶ **First name is pronounced bar-KEY-vee-us.**
- ▶ **The story of how he got his first name came after his father, Hugh Mingo, named two of Mingo's older brothers Hugh and Hughtavious. After that, his mother, Barbara Johnson, stepped in and combined the first three letters of her name with a name she liked -- Kevious.**
- ▶ **Hails from the same town (West Monroe, La.) where the show "Duck Dynasty" is filmed and lists that as his favorite reality television show. Is friends with the cast and would like to go hunting with them but football and duck season overlap.**
- ▶ **Recorded a sack during his first NFL play, dropping QB Joe Flaco for a 9-yard loss at Bal. [9/15/13]. Went on to become first Browns rookie and first NFL rookie since Oakland's Tommy Kelly (2004) to register sack in each of his first three NFL games.**
- ▶ **Collects and builds model RC cars. Owns a number of them and each costs more than \$1,000. He races them against his brother with the speeds getting anywhere from 70-100 mph depending on the car.**

to force third-quarter punt...[9/29] vs. Cin.: In 17-6 victory, started first career NFL game at OLB...Posted a sack in third consecutive game, becoming first Browns rookie and first NFL rookie since Tommy Kelly (Oak., 2004) to register sack in each of first three games...[10/27] at KC: In fourth quarter, sacked QB Alex Smith during attempted flea-flicker...[12/8] at NE: Sacked QB Tom Brady, dropping Patriots out of FG range and forcing punt.





# MINGO continued...

**College:** Appeared in 40 games at Louisiana State University (2010-12), with 15 starts...Recorded 119 career tackles, 15 sacks, 11 passes defended, four forced fumbles and three fumble recoveries...As a junior, appeared in all 13 games with 10 starts and totaled 38 tackles, 4.5 sacks, two fumble recoveries and one forced fumble en route to a second-team All-Southeastern Conference selection by the Associated Press and the league's coaches...Registered 46 tackles, eight sacks and one forced fumble as a sophomore...His eight sacks ranked tied for eighth in a single-season in school history...Named the SEC Defensive Lineman of the Week after tallying a career-high two sacks vs. Auburn (10/22/11)...Totaled two tackles for a loss against Alabama in the BCS National Championship Game (1/9/12)...Named to the Freshman All-SEC team after registering 35 tackles, 2.5 sacks, two forced fumbles and one fumble recovery in 2010...Majored in sports administration.

**Personal:** Given name is Barkevious Levon Mingo...First name is pronounced bar-KEY-vee-us...Nickname is Keke (pronounced key-key)...Born in Belle Glade, Fla...Has four

siblings: Hugh Mingo III, Hughtavious Mingo, Malik Johnson and LaDarrian Johnson...The story of how Barkevious got his first name came after his father, Hugh Mingo, named two of his older brothers Hugh and Hughtavious and after that, his mother, Barbara Johnson, stepped in and combined the first three letters of her name with a name she liked - Kevious...**High School:** Attended West Monroe (La.) High School...Didn't start playing football until a junior in high school and helped the team to a 12-1 record and a trip to the state playoffs...**Community Involvement:** Enjoys working with kids and has volunteered at numerous youth football camps and clinics...Traveled to Brazil in Feb. 2014 and Turkey in Feb. 2015 in support of TE Gary Barnidge's American Football without Barriers program, which provides educational football camps in counties that don't have football...**Hobbies/Interests:** Hails from the same town (West Monroe) where the show "Duck Dynasty" is filmed and lists that as his favorite reality television show...Collects and builds model RC cars, and he enjoys racing them against his brother with the speeds getting anywhere from 70-100 mph...Lists The Lion King as favorite movie.

## BARKEVIOUS MINGO ▶ CAREER STATS

| Year                            | Team      | GP        | GS        | TACKLES   |           |           |            |             | INTERCEPTIONS |          |          |          |           | FUMBLES  |          |          |
|---------------------------------|-----------|-----------|-----------|-----------|-----------|-----------|------------|-------------|---------------|----------|----------|----------|-----------|----------|----------|----------|
|                                 |           |           |           | Tot       | Solo      | Asst      | Sk         | Yds         | No            | Yds      | Lg       | TD       | PD        | FF       | FR       | Yds      |
| 2013                            | Cleveland | 15        | 3         | 42        | 31        | 11        | 5.0        | 24.0        | 0             | 0        | -        | 0        | 8         | 0        | 0        | 0        |
| 2014                            | Cleveland | 15        | 11        | 39        | 24        | 15        | 2.0        | 8.0         | 0             | 0        | -        | 0        | 4         | 0        | 1        | 0        |
| 2015                            | Cleveland | 16        | 2         | 18        | 13        | 5         | 0.0        | 0.0         | 1             | 7        | 7        | 0        | 4         | 0        | 0        | 0        |
| <b>NFL totals (three years)</b> |           | <b>46</b> | <b>16</b> | <b>99</b> | <b>68</b> | <b>31</b> | <b>7.0</b> | <b>32.0</b> | <b>1</b>      | <b>7</b> | <b>7</b> | <b>0</b> | <b>16</b> | <b>0</b> | <b>1</b> | <b>0</b> |

**ADDITIONAL STATISTICS:** Career sacks – Tom Brady (1.0) Andy Dalton (1.0), Joe Flacco (1.0), Mike Glennon (1.0), Andrew Luck (1.0), Christian Ponder (1.0), Alex Smith (1.0). Career interceptions – Peyton Manning (1). Special-teams tackles – 2 in 2013; 4 in 2014; 5 in 2015; NFL totals: 11.

**SINGLE-GAME HIGHS & CAREER MILESTONES:** TACKLES: Total – 7, vs. Cin., 12/14/14. Solo – 5, vs. Cin., 12/14/14. SACKS: 1, six times; last: vs. Ind., 12/7/14. FUMBLES: Forced – None. Recoveries – 1, vs. Oak., 10/26/14. INTERCEPTIONS: 1, vs. Den., 10/18/15. PASSES DEFENSED: 2, two times; vs. Cin., 9/29/13; vs. Jax., 12/1/13. First NFL sack: at Bal., 9/15/13 (J. Flacco). Last NFL sack: vs. Ind., 12/7/14 (A. Luck). NFL debut: at Bal., 9/15/13. First NFL start: vs. Cin., 9/29/13.

## AMERICAN FOOTBALL WITHOUT BARRIERS

Pro Bowl TE Gary Barnidge co-founded "American Football Without Barriers," designed to provide educational football camps in countries that don't have football, as well as within the United States. During the past four offseasons, Barnidge, teammates and players from across the NFL have held camps for young men and women in China (2013), Brazil (2014), Turkey (2015) and Egypt (2016). For more information, visit [www.AFWBCamp.com](http://www.AFWBCamp.com).



# MINGO continued...

## BARKEVIOUS MINGO ▶ GAME-BY-GAME STATS

### 2015, CLEVELAND

| Date               | Opp       | GP       | GS        | Tot       | So       | As         | Sk         | Yd       | Int      | Yd       | Lg       | TD       | PD       | FF       | FR       |
|--------------------|-----------|----------|-----------|-----------|----------|------------|------------|----------|----------|----------|----------|----------|----------|----------|----------|
| 09/13 at NYJ-L     | 1 OLB     |          |           | 2         | 1        | 1          | 0.0        | 0.0      | 0        | -        | -        | 0        | 1        | 0        | 0        |
| 09/20 Ten-W        | 1 OLB     |          |           | 3         | 2        | 1          | 0.0        | 0.0      | 0        | -        | -        | 0        | 0        | 0        | 0        |
| 09/27 Oak-L        | 1         |          |           | 3         | 2        | 1          | 0.0        | 0.0      | 0        | -        | -        | 0        | 0        | 0        | 0        |
| 10/04 at SD-L      | 1         |          |           | 1         | 1        | 0          | 0.0        | 0.0      | 0        | -        | -        | 0        | 0        | 0        | 0        |
| 10/11 at Bal-W     | 1         |          |           | 0         | 0        | 0          | 0.0        | 0.0      | 0        | -        | -        | 0        | 1        | 0        | 0        |
| 10/18 Den-L        | 1         |          |           | 1         | 0        | 1          | 0.0        | 0.0      | 1        | 7        | 7        | 0        | 1        | 0        | 0        |
| 10/25 at StL-L     | 1         |          |           | 0         | 0        | 0          | 0.0        | 0.0      | 0        | -        | -        | 0        | 1        | 0        | 0        |
| 11/01 Ari-L        | 1         |          |           | 2         | 2        | 0          | 0.0        | 0.0      | 0        | -        | -        | 0        | 0        | 0        | 0        |
| 11/05 at Cin-L     | 1         |          |           | 1         | 1        | 0          | 0.0        | 0.0      | 0        | -        | -        | 0        | 0        | 0        | 0        |
| 11/15 at Pit-L     | 1         |          |           | 0         | 0        | 0          | 0.0        | 0.0      | 0        | -        | -        | 0        | 0        | 0        | 0        |
| 11/30 Bal-L        | 1         |          |           | 1         | 1        | 0          | 0.0        | 0.0      | 0        | -        | -        | 0        | 0        | 0        | 0        |
| 12/06 Cin-L        | 1         |          |           | 1         | 1        | 0          | 0.0        | 0.0      | 0        | -        | -        | 0        | 0        | 0        | 0        |
| 12/13 SF-W         | 1         |          |           | 1         | 1        | 0          | 0.0        | 0.0      | 0        | -        | -        | 0        | 0        | 0        | 0        |
| 12/20 at Sea-L     | 1         |          |           | 2         | 1        | 1          | 0.0        | 0.0      | 0        | -        | -        | 0        | 0        | 0        | 0        |
| 12/27 at KC-L      | 1         |          |           | 0         | 0        | 0          | 0.0        | 0.0      | 0        | -        | -        | 0        | 0        | 0        | 0        |
| 01/03 Pit-L        | 1         |          |           | 0         | 0        | 0          | 0.0        | 0.0      | 0        | -        | -        | 0        | 0        | 0        | 0        |
| <b>2015 TOTALS</b> | <b>16</b> | <b>2</b> | <b>18</b> | <b>13</b> | <b>5</b> | <b>0.0</b> | <b>0.0</b> | <b>1</b> | <b>7</b> | <b>7</b> | <b>0</b> | <b>4</b> | <b>0</b> | <b>0</b> | <b>0</b> |

### 2014, CLEVELAND

| Date               | Opp       | GP        | GS        | Tot       | So        | As         | Sk         | Yd       | Int      | Yd       | Lg       | TD       | PD       | FF       | FR       |
|--------------------|-----------|-----------|-----------|-----------|-----------|------------|------------|----------|----------|----------|----------|----------|----------|----------|----------|
| 09/07 at Pit-L     | 1 OLB     |           |           | 4         | 3         | 1          | 0.0        | 0.0      | 0        | -        | -        | 0        | 0        | 0        | 0        |
| 09/14 NO-W         |           |           |           |           |           |            |            |          |          |          |          |          |          |          |          |
| 09/21 Bal-L        | 1 OLB     |           |           | 4         | 2         | 2          | 0.0        | 0.0      | 0        | -        | -        | 0        | 0        | 0        | 0        |
| 10/05 at Ten-W     | 1 OLB     |           |           | 3         | 1         | 2          | 0.0        | 0.0      | 0        | -        | -        | 0        | 0        | 0        | 0        |
| 10/12 Pit-W        | 1         |           |           | 1         | 1         | 0          | 0.0        | 0.0      | 0        | -        | -        | 0        | 0        | 0        | 0        |
| 10/19 at Jax-L     | 1         |           |           | 3         | 3         | 0          | 0.0        | 0.0      | 0        | -        | -        | 0        | 0        | 0        | 0        |
| 10/26 Oak-W        | 1 OLB     |           |           | 2         | 1         | 1          | 0.0        | 0.0      | 0        | -        | -        | 0        | 0        | 0        | 1        |
| 11/02 TB-W         | 1 OLB     |           |           | 4         | 2         | 2          | 1.0        | 4.0      | 0        | -        | -        | 0        | 1        | 0        | 0        |
| 11/06 at Cin-W     | 1         |           |           | 0         | 0         | 0          | 0.0        | 0.0      | 0        | -        | -        | 0        | 0        | 0        | 0        |
| 11/16 Hou-L        | 1 OLB     |           |           | 6         | 3         | 3          | 0.0        | 0.0      | 0        | -        | -        | 0        | 0        | 0        | 0        |
| 11/23 at Atl-W     | 1 OLB     |           |           | 0         | 0         | 0          | 0.0        | 0.0      | 0        | -        | -        | 0        | 1        | 0        | 0        |
| 11/30 at Buf-L     | 1 OLB     |           |           | 1         | 1         | 0          | 0.0        | 0.0      | 0        | -        | -        | 0        | 0        | 0        | 0        |
| 12/07 Ind-L        | 1         |           |           | 2         | 1         | 1          | 1.0        | 4.0      | 0        | -        | -        | 0        | 1        | 0        | 0        |
| 12/14 Cin-L        | 1 OLB     |           |           | 7         | 5         | 2          | 0.0        | 0.0      | 0        | -        | -        | 0        | 0        | 0        | 0        |
| 12/21 at Car-L     | 1 OLB     |           |           | 2         | 1         | 1          | 0.0        | 0.0      | 0        | -        | -        | 0        | 0        | 0        | 0        |
| 12/28 at Bal-L     | 1 OLB     |           |           | 0         | 0         | 0          | 0.0        | 0.0      | 0        | -        | -        | 0        | 1        | 0        | 0        |
| <b>2014 TOTALS</b> | <b>15</b> | <b>11</b> | <b>39</b> | <b>24</b> | <b>15</b> | <b>2.0</b> | <b>8.0</b> | <b>0</b> | <b>-</b> | <b>-</b> | <b>0</b> | <b>4</b> | <b>0</b> | <b>0</b> | <b>1</b> |

### 2013, CLEVELAND

| Date               | Opp       | GP       | GS        | Tot       | So        | As         | Sk          | Yd       | Int      | Yd       | Lg       | TD       | PD       | FF       | FR       |
|--------------------|-----------|----------|-----------|-----------|-----------|------------|-------------|----------|----------|----------|----------|----------|----------|----------|----------|
| 09/08 Mia-L        |           |          |           |           |           |            |             |          |          |          |          |          |          |          |          |
| 09/15 at Bal-L     | 1         |          |           | 2         | 2         | 0          | 1.0         | 9.0      | 0        | -        | -        | 0        | 1        | 0        | 0        |
| 09/22 at Min-W     | 1         |          |           | 3         | 2         | 1          | 1.0         | 1.0      | 0        | -        | -        | 0        | 0        | 0        | 0        |
| 09/29 Cin-W        | 1 LB      |          |           | 5         | 4         | 1          | 1.0         | 1.0      | 0        | -        | -        | 0        | 2        | 0        | 0        |
| 10/03 Buf-W        | 1 LB      |          |           | 2         | 2         | 0          | 0.0         | 0.0      | 0        | -        | -        | 0        | 1        | 0        | 0        |
| 10/13 Det-L        | 1 LB      |          |           | 3         | 2         | 1          | 0.0         | 0.0      | 0        | -        | -        | 0        | 0        | 0        | 0        |
| 10/20 at GB-L      | 1         |          |           | 2         | 2         | 0          | 0.0         | 0.0      | 0        | -        | -        | 0        | 0        | 0        | 0        |
| 10/27 at KC-L      | 1         |          |           | 3         | 2         | 1          | 1.0         | 5.0      | 0        | -        | -        | 0        | 0        | 0        | 0        |
| 11/03 Bal-W        | 1         |          |           | 4         | 1         | 3          | 0.0         | 0.0      | 0        | -        | -        | 0        | 0        | 0        | 0        |
| 11/17 at Cin-L     | 1         |          |           | 1         | 0         | 1          | 0.0         | 0.0      | 0        | -        | -        | 0        | 0        | 0        | 0        |
| 11/24 Pit-L        | 1         |          |           | 1         | 1         | 0          | 0.0         | 0.0      | 0        | -        | -        | 0        | 0        | 0        | 0        |
| 12/01 Jax-L        | 1         |          |           | 4         | 4         | 0          | 0.0         | 0.0      | 0        | -        | -        | 0        | 2        | 0        | 0        |
| 12/08 at NE-L      | 1         |          |           | 4         | 3         | 1          | 1.0         | 8.0      | 0        | -        | -        | 0        | 1        | 0        | 0        |
| 12/15 Chi-L        | 1         |          |           | 3         | 3         | 0          | 0.0         | 0.0      | 0        | -        | -        | 0        | 0        | 0        | 0        |
| 12/22 at NYJ-L     | 1         |          |           | 3         | 2         | 1          | 0.0         | 0.0      | 0        | -        | -        | 0        | 1        | 0        | 0        |
| 12/29 at Pit-L     | 1         |          |           | 2         | 1         | 1          | 0.0         | 0.0      | 0        | -        | -        | 0        | 0        | 0        | 0        |
| <b>2013 TOTALS</b> | <b>15</b> | <b>3</b> | <b>42</b> | <b>31</b> | <b>11</b> | <b>5.0</b> | <b>24.0</b> | <b>0</b> | <b>-</b> | <b>-</b> | <b>0</b> | <b>8</b> | <b>0</b> | <b>0</b> | <b>0</b> |



## VETERANS

# MARLON MOORE

**POSITION** ▶ WIDE RECEIVER

**SCHOOL** ▶ FRESNO STATE

# 15



**HT:** 6-0 // **WT:** 190 // **BORN:** 9/3/87 // **ACQUIRED:** FA - '14 // **NFL EXPERIENCE:** SEVENTH YEAR

Signed by the Miami Dolphins as an undrafted free agent on April 30, 2010...Signed by the San Francisco 49ers on March 19, 2013 as an unrestricted free agent...Released by the 49ers on Oct. 30, 2013...Signed by the Dolphins on Nov. 4, 2013...Signed by the Cleveland Browns on July 28, 2014.

### SEASONAL REVIEWS:

**2015:** Appeared in 14 games with two starts...Registered seven catches for 81 yards with one TD...Added three special-teams tackles and a blocked punt...[11/5] at Cin.: Blocked and recovered punt in fourth quarter...[11/30] vs. Bal.: Recorded 10-yard TD reception, his third career and first since Oct. 14, 2012.

**2014:** Played in 13 games, primarily on special teams...Served as one of the Browns' primary kickoff returners, returning 13 kickoffs for 322 yards [24.8 avg.]...Tied for fourth on team with 10 special-teams tackles...Placed on reserve/suspended by commissioner and missed the season opener...Registered multiple special-team tackles in four games...[12/7] vs. Ind.: Recorded three solo tackles on special teams, plus one forced fumble.

**2013:** Appeared in 14 games...Hauled in seven receptions for 62 yards...Added five special-team tackles.

**2012:** Appeared in 14 games, starting two...Finished with six receptions for 116 yards and one TD...Added eight special-teams tackles...[10/14] vs. St. L.: Recorded three receptions for 46 yards and one TD.

**2011:** Appeared in six games...Totaled three special-teams tackles.

**2010:** Played in nine games...Finished with six receptions for 128 yards and one TD on the year...[11/18] vs. Chi.: Caught his first NFL passes, ending the game with two catches for 20 yards...[11/28] at Oak.: Scored his first career TD on a 57-yard reception.

### AT A GLANCE

▶ **A broadcast journalism major in college, Moore is interested in becoming a sportscaster or color commentator in the future.**

▶ **Enjoys fishing big game such as marlin in his spare time.**

▶ **Visited breast cancer patients at Cleveland hospitals. The cause means a lot to him as the disease took his godsister, April Murphy, at age 21.**

**College:** Totaled 90 receptions for 1,374 yards and 10 TDs over a four-year career at Fresno State...Caught 15 passes for 317 yards and three TDs as a senior in 2009...Led the team with 48 catches for 694 yards and five TDs as a sophomore in 2007...Majoried in broadcast journalism.

**Personal:** Given name Marlon Alex Moore...Native of Sacramento, Calif...Interested in becoming a sportscaster or color commentator in the future...**High School:** Attended Natomas High School in Sacramento, Calif...Also an all-league basketball player...Lettered in baseball and track...

**Community Involvement:** Visited breast cancer patients at Cleveland hospitals...The cause means a lot to him as the disease took his godsister, April Murphy, at age 21...

**Hobbies/Interests:** Enjoys fishing big game such as marlin in his spare time.



# VETERANS

# M. MOORE continued...

## MARLON MOORE ▶ CAREER STATS

| Year                          | Team          | RECEIVING |          |           |            |             | RUSHING    |          |          |           |             |           |          |
|-------------------------------|---------------|-----------|----------|-----------|------------|-------------|------------|----------|----------|-----------|-------------|-----------|----------|
|                               |               | GP        | GS       | No        | Yds        | Avg         | Lg         | TD       | Att      | Yds       | Avg         | Lg        | TD       |
| 2010                          | Miami         | 9         | 0        | 6         | 128        | 21.3        | 57T        | 1        | 1        | 16        | 16.0        | 16        | 0        |
| 2011                          | Miami         | 6         | 0        | 0         | 0          | 0           | 0          | 0        | 0        | 0         | 0           | 0         | 0        |
| 2012                          | Miami         | 14        | 2        | 6         | 116        | 19.3        | 37         | 1        | 1        | 9         | 9.0         | 9         | 0        |
| 2013                          | San Francisco | 6         | 0        | 1         | 6          | 6.0         | 6          | 0        | 1        | 9         | 9.0         | 9         | 0        |
|                               | Miami         | 8         | 0        | 6         | 56         | 9.3         | 13         | 0        | 0        | 0         | 0           | 0         | 0        |
| 2014                          | Cleveland     | 13        | 0        | 0         | 0          | -           | -          | 0        | 0        | 0         | -           | -         | 0        |
| 2015                          | Cleveland     | 14        | 2        | 7         | 81         | 11.6        | 20         | 1        | 0        | 0         | -           | -         | 0        |
| <b>NFL totals (six years)</b> |               | <b>70</b> | <b>4</b> | <b>26</b> | <b>387</b> | <b>14.9</b> | <b>57T</b> | <b>3</b> | <b>3</b> | <b>34</b> | <b>11.3</b> | <b>16</b> | <b>0</b> |

| Year                          | Team          | KICKOFF RETURNS |            |             |           |          | PUNT RETURNS |          |          |          |          |          |
|-------------------------------|---------------|-----------------|------------|-------------|-----------|----------|--------------|----------|----------|----------|----------|----------|
|                               |               | No              | Yds        | Avg         | Lg        | TD       | No           | FC       | Yds      | Avg      | Lg       | TD       |
| 2010                          | Miami         | 2               | 51         | 25.5        | 34        | 0        | 0            | 0        | 0        | -        | -        | 0        |
| 2011                          | Miami         | 0               | 0          | -           | -         | 0        | 0            | 0        | 0        | -        | -        | 0        |
| 2012                          | Miami         | 0               | 0          | -           | -         | 0        | 0            | 0        | 0        | -        | -        | 0        |
| 2013                          | San Francisco | 0               | 0          | -           | -         | 0        | 0            | 0        | 0        | -        | -        | 0        |
|                               | Miami         | 0               | 0          | -           | -         | 0        | 0            | 0        | 0        | -        | -        | 0        |
| 2014                          | Cleveland     | 13              | 322        | 24.8        | 32        | 0        | 0            | 0        | 0        | -        | -        | 0        |
| 2015                          | Cleveland     | 3               | 77         | 25.7        | 29        | 0        | 0            | 0        | 0        | -        | -        | 0        |
| <b>NFL totals (six years)</b> |               | <b>18</b>       | <b>450</b> | <b>25.0</b> | <b>34</b> | <b>0</b> | <b>0</b>     | <b>0</b> | <b>0</b> | <b>-</b> | <b>-</b> | <b>0</b> |

**ADDITIONAL STATISTICS:** 100-yard receiving games – None. Multiple-receiving TD games – None. Misc. tackles – 2 in 2013. Misc. forced fumbles – 1, at Buf., 12/22/13. Blocked punt: Blocked and recovered punt, at Cln., 11/5/15. Special-teams tackles: 3 in 2011, 8 in 2012, 5 in 2013; 10 in 2014; 3 in 2015; NFL totals: 29. Special-teams forced fumbles – 1 in 2014. FUMBLES – None.

**SINGLE-GAME HIGHS & CAREER MILESTONES:** RECEIVING: Receptions – 3, twice: vs. St. L., 10/14/12; vs. NYJ, 12/29/13. Yards – 57, at Oak., 11/28/10. TDs – 1, three times; last: vs Bal., 11/30/15. Long – 57T, at Oak., 11/28/10. RUSHING: Attempts – 1, three times: vs. Det., 12/26/10; vs. Sea., 11/25/12; vs. Ari., 10/13/13. Yards – 16, vs. Det., 12/26/10. TDs – None. Long – 16, vs. Det., 12/26/10. KICKOFF RETURNS: Attempts – 4, vs. Hou., 11/16/14. Yards – 89, vs. Hou., 11/16/14. TDs – None. Long – 34, vs. Det., 12/26/10. PUNT RETURNS: Attempts – None. NFL debut: at Buf., 9/12/10. First NFL start: vs. Jax., 12/16/12. First NFL reception: vs. Chi., 11/18/10. (4 yards, T. Thigpen) First NFL TD: at Oak., 11/28/10. (57 yards, C. Henne). Last NFL TD: vs Bal., 11/30/15 (10 yards, J.McCown).

## MARLON MOORE ▶ GAME-BY-GAME STATS

### 2015, CLEVELAND

| Date               | Opp      | GP                           | GS       | No       | Yds       | Avg         | Lg        | TD       |
|--------------------|----------|------------------------------|----------|----------|-----------|-------------|-----------|----------|
| 09/13              | at NYJ-L | 1                            | 0        | 0        | -         | -           | -         | 0        |
| 09/20              | Ten-W    | 1                            | 0        | 0        | -         | -           | -         | 0        |
| 09/27              | Oak-L    | 1                            | 1        | 15       | 15.0      | 15          | 0         | 0        |
| 10/04              | at SD-L  | 1                            | 0        | 0        | -         | -           | -         | 0        |
| 10/11              | at Bal-W | 1                            | 0        | 0        | -         | -           | -         | 0        |
| 10/18              | Den-L    | ***inactive -- hamstring***  |          |          |           |             |           |          |
| 10/25              | at StL-L | 1                            | 0        | 0        | -         | -           | -         | 0        |
| 11/01              | Ari-L    | 1                            | 0        | 0        | -         | -           | -         | 0        |
| 11/05              | at Cin-L | 1                            | 0        | 0        | -         | -           | -         | 0        |
| 11/15              | at Pit-L | 1                            | 0        | 0        | -         | -           | -         | 0        |
| 11/30              | Bal-L    | 1                            | 1        | 10       | 10.0      | 10T         | 1         | 0        |
| 12/06              | Cin-L    | 1                            | 1        | 14       | 14.0      | 14          | 0         | 0        |
| 12/13              | SF-W     | 1                            | WR       | 2        | 23        | 11.5        | 12        | 0        |
| 12/20              | at Sea-L | 1                            | 1        | 20       | 20.0      | 20          | 0         | 0        |
| 12/27              | at KC-L  | 1                            | WR       | 1        | -1        | -1.0        | -1        | 0        |
| 01/03              | Pit-L    | ***inactive -- concussion*** |          |          |           |             |           |          |
| <b>2015 TOTALS</b> |          | <b>14</b>                    | <b>2</b> | <b>7</b> | <b>81</b> | <b>11.6</b> | <b>20</b> | <b>1</b> |

### 2014, CLEVELAND

| Date               | Opp      | GP                                      | GS       | No       | Yds      | Avg      | Lg       | TD       |
|--------------------|----------|---|----------|----------|----------|----------|----------|----------|
| 09/7               | at Pit-L | ***reserve/suspended by commissioner*** |          |          |          |          |          |          |
| 09/14              | NO-W     | 1                                       | 0        | 0        | -        | -        | -        | 0        |
| 09/21              | Bal-L    | 1                                       | 0        | 0        | -        | -        | -        | 0        |
| 10/5               | at Ten-W | 1                                       | 0        | 0        | -        | -        | -        | 0        |
| 10/12              | Pit-W    | 1                                       | 0        | 0        | -        | -        | -        | 0        |
| 10/19              | at Jax-L | 1                                       | 0        | 0        | -        | -        | -        | 0        |
| 10/26              | Oak-W    | 1                                       | 0        | 0        | -        | -        | -        | 0        |
| 11/2               | TB-W     | 1                                       | 0        | 0        | -        | -        | -        | 0        |
| 11/6               | at Cin-W | 1                                       | 0        | 0        | -        | -        | -        | 0        |
| 11/16              | Hou-L    | 1                                       | 0        | 0        | -        | -        | -        | 0        |
| 11/23              | at H-W   | ***inactive -- hamstring***             |          |          |          |          |          |          |
| 11/30              | at Buf-L | ***inactive -- hamstring***             |          |          |          |          |          |          |
| 12/7               | Ind-L    | 1                                       | 0        | 0        | -        | -        | -        | 0        |
| 12/14              | Cin-L    | 1                                       | 0        | 0        | -        | -        | -        | 0        |
| 12/21              | at Car-L | 1                                       | 0        | 0        | -        | -        | -        | 0        |
| 12/28              | at Bal-L | 1                                       | 0        | 0        | -        | -        | -        | 0        |
| <b>2014 TOTALS</b> |          | <b>13</b>                               | <b>0</b> | <b>0</b> | <b>0</b> | <b>-</b> | <b>-</b> | <b>0</b> |



## VETERANS

# M. MOORE continued..

### 2013, SAN FRANCISCO

| Date     | Opp   | GP | GS | No | Yds | Avg | Lg | TD |
|----------|-------|----|----|----|-----|-----|----|----|
| 09/08    | GB-W  | 1  |    | 0  | 0   | -   | -  | 0  |
| 09/15 at | Sea-L | 1  |    | 1  | 6   | 6.0 | 6  | 0  |
| 09/22    | Ind-L | 1  |    | 0  | 0   | -   | -  | 0  |
| 10/06    | Hou-W | 1  |    | 0  | 0   | -   | -  | 0  |
| 10/13    | Ari-W | 1  |    | 0  | 0   | -   | -  | 0  |
| 10/27 at | Jax-W | 1  |    | 0  | 0   | -   | -  | 0  |

### 2013, MIAMI

| Date               | Opp   | GP        | GS       | No       | Yds       | Avg        | Lg        | TD       |
|--------------------|-------|-----------|----------|----------|-----------|------------|-----------|----------|
| 11/11 at           | TB-L  | 1         |          | 0        | 0         | -          | -         | 0        |
| 11/17              | SD-W  | 1         |          | 0        | 0         | -          | -         | 0        |
| 11/24              | Car-L | 1         |          | 2        | 20        | 10.0       | 11        | 0        |
| 12/01 at           | NYJ-W | 1         |          | 0        | 0         | -          | -         | 0        |
| 12/08 at           | Pit-W | 1         |          | 0        | 0         | -          | -         | 0        |
| 12/15              | NE-W  | 1         |          | 1        | 11        | 11.0       | 11        | 0        |
| 12/22 at           | Buf-L | 1         |          | 0        | 0         | -          | -         | 0        |
| 12/29              | NYJ-L | 1         |          | 3        | 25        | 8.3        | 13        | 0        |
| <b>2013 TOTALS</b> |       | <b>14</b> | <b>0</b> | <b>7</b> | <b>62</b> | <b>8.9</b> | <b>13</b> | <b>0</b> |

### 2011, MIAMI

| Date               | Opp   | GP       | GS       | No                            | Yds      | Avg      | Lg       | TD       |
|--------------------|-------|----------|----------|-------------------------------|----------|----------|----------|----------|
| 09/12              | NE-L  |          |          | ***inactive***                |          |          |          |          |
| 09/18              | Hou-L | 1        |          | 0                             | 0        | -        | -        | 0        |
| 09/25 at           | Cle-L | 1        |          | 0                             | 0        | -        | -        | 0        |
| 10/02 at           | SD-L  | 1        |          | 0                             | 0        | -        | -        | 0        |
| 10/17 at           | NYJ-L | 1        |          | 0                             | 0        | -        | -        | 0        |
| 10/23              | Den-L | 1        |          | 0                             | 0        | -        | -        | 0        |
| 10/30 at           | NYG-L | 1        |          | 0                             | 0        | -        | -        | 0        |
| 11/06 at           | KC-W  |          |          | ***injured reserve -- foot*** |          |          |          |          |
| 11/13              | Was-W |          |          | ***injured reserve -- foot*** |          |          |          |          |
| 11/20              | Buf-W |          |          | ***injured reserve -- foot*** |          |          |          |          |
| 11/24 at           | Dal-L |          |          | ***injured reserve -- foot*** |          |          |          |          |
| 12/04              | Oak-W |          |          | ***injured reserve -- foot*** |          |          |          |          |
| 12/11              | Phi-L |          |          | ***injured reserve -- foot*** |          |          |          |          |
| 12/18 at           | Buf-W |          |          | ***injured reserve -- foot*** |          |          |          |          |
| 12/24 at           | NE-L  |          |          | ***injured reserve -- foot*** |          |          |          |          |
| 01/01              | NYJ-W |          |          | ***injured reserve -- foot*** |          |          |          |          |
| <b>2011 TOTALS</b> |       | <b>6</b> | <b>0</b> | <b>0</b>                      | <b>0</b> | <b>-</b> | <b>-</b> | <b>0</b> |

### 2012, MIAMI

| Date               | Opp   | GP        | GS       | No             | Yds        | Avg         | Lg        | TD       |
|--------------------|-------|-----------|----------|----------------|------------|-------------|-----------|----------|
| 09/9 at            | Hou-L | 1         |          | 0              | 0          | -           | -         | 0        |
| 09/16              | Oak-W | 1         |          | 0              | 0          | -           | -         | 0        |
| 09/23              | NYJ-L |           |          | ***inactive*** |            |             |           |          |
| 09/30 at           | Ari-L |           |          | ***inactive*** |            |             |           |          |
| 10/7 at            | Cin-W | 1         |          | 0              | 0          | -           | -         | 0        |
| 10/14              | StL-W | 1         |          | 3              | 46         | 15.3        | 29t       | 1        |
| 10/28 at           | NYJ-W | 1         |          | 1              | 37         | 37.0        | 37        | 0        |
| 11/4 at            | Ind-L | 1         |          | 0              | 0          | -           | -         | 0        |
| 11/11              | Ten-L | 1         |          | 0              | 0          | -           | -         | 0        |
| 11/15 at           | Buf-L | 1         |          | 0              | 0          | -           | -         | 0        |
| 11/25              | Sea-W | 1         |          | 0              | 0          | -           | -         | 0        |
| 12/02              | NE-L  | 1         |          | 0              | 0          | -           | -         | 0        |
| 12/09 at           | SF-L  | 1         |          | 0              | 0          | -           | -         | 0        |
| 12/16              | Jax-W | 1         | WR       | 2              | 33         | 16.5        | 20        | 0        |
| 12/23              | Buf-W | 1         | WR       | 0              | 0          | -           | -         | 0        |
| 12/30 at           | NE-L  | 1         |          | 0              | 0          | -           | -         | 0        |
| <b>2012 TOTALS</b> |       | <b>14</b> | <b>2</b> | <b>6</b>       | <b>116</b> | <b>19.3</b> | <b>37</b> | <b>1</b> |

### 2010, MIAMI

| Date               | Opp   | GP       | GS       | No             | Yds        | Avg         | Lg        | TD       |
|--------------------|-------|----------|----------|----------------|------------|-------------|-----------|----------|
| 09/12 at           | Buf-W | 1        |          | 0              | 0          | -           | -         | 0        |
| 09/19 at           | Min-W | 1        |          | 0              | 0          | -           | -         | 0        |
| 09/26              | NYJ-L |          |          | ***inactive*** |            |             |           |          |
| 10/04              | NE-L  |          |          | ***inactive*** |            |             |           |          |
| 10/17 at           | GB-W  |          |          | ***inactive*** |            |             |           |          |
| 10/24              | Pit-L |          |          | ***inactive*** |            |             |           |          |
| 10/31 at           | Cin-W |          |          | ***inactive*** |            |             |           |          |
| 11/07 at           | Bal-L |          |          | ***inactive*** |            |             |           |          |
| 11/14              | Ten-W | 1        |          | 0              | 0          | -           | -         | 0        |
| 11/18              | Chi-L | 1        |          | 2              | 20         | 10.0        | 13        | 0        |
| 11/28 at           | Oak-W | 1        |          | 1              | 57         | 57.0        | 57        | 1        |
| 12/05              | Cle-L | 1        |          | 0              | 0          | -           | -         | 0        |
| 12/12 at           | NYJ-W | 1        |          | 0              | 0          | -           | -         | 0        |
| 12/19              | Buf-L |          |          | ***inactive*** |            |             |           |          |
| 12/26              | Det-L | 1        |          | 1              | 5          | 5.0         | 5         | 0        |
| 01/02 at           | NE-L  | 1        |          | 2              | 46         | 23.0        | 29        | 0        |
| <b>2010 TOTALS</b> |       | <b>9</b> | <b>0</b> | <b>6</b>       | <b>128</b> | <b>21.3</b> | <b>57</b> | <b>1</b> |

## SUPER BOWL CHAMPIONS

Four Browns have previously been members of Super Bowl championship teams, including OL Alvin Bailey and Michael Bowie, who were teammates when the Seahawks won Super Bowl XLVIII. LB Paul Kruger led the Ravens with 4.5 sacks during the 2012 postseason, including two sacks during the team's Super Bowl XLVII victory, while DB Tramon Williams tied a Packers postseason record with three interceptions in the 2010 playoffs, when Green Bay won Super Bowl XLV.

| Player             | Team              | Super Bowl[s] won |
|--------------------|-------------------|-------------------|
| OL Alvin Bailey    | Seattle Seahawks  | XLVIII            |
| OL Michael Bowie   | Seattle Seahawks  | XLVIII            |
| LB Paul Kruger     | Baltimore Ravens  | XLVII             |
| DB Tramon Williams | Green Bay Packers | XLV               |



## VETERANS

# RAHIM MOORE SR.

**POSITION** ▶ DEFENSIVE BACK

**SCHOOL** ▶ UCLA

# 20



**HT:** 6-0 // **WT:** 208 // **BORN:** 2/11/90 // **ACQUIRED:** FA - '16 // **NFL EXPERIENCE:** SIXTH YEAR

Originally drafted by the Denver Broncos in the second round [45th overall] of the 2011 NFL Draft...Signed by the Houston Texans as an unrestricted free agent on March 12, 2015...Waived by the Texans on March 3, 2016...Signed by the Cleveland Browns on March 17, 2016.

### SEASONAL REVIEWS:

**2015:** Started six of seven games played with the Texans... Finished the season with 16 tackles, two passes defended and one INT...[9/20] at Car.: Totaled three tackles, two passes defended and an interception that he returned 17 yards.

**2014:** Started all 16 games, finishing with 50 tackles, a career-high four INTs, five passes defended and two forced fumbles...[9/17] vs. Ind.: Posted three tackles and a career-high two INTs...[10/23] vs. SD: Posted one tackle, two passes defended and an INT...[12/14] at SD: Registered two tackles and an INT...[1/11/15] vs. Ind.: Finished with two tackles and an INT in the AFC Divisional round of the playoffs.

**2013:** Started all 10 games played...Recorded 44 tackles, six passes defended and two INTs...Was placed on injured reserve with a leg injury on Nov. 19...[9/15] at NYG: Picked off his first pass of the season, adding three tackles and two passes defended...[10/27] vs. Was.: Notched six tackles and an INT, returning it 18 yards.

**2012:** Played in all 16 games, starting 15...Amassed a career-high 71 tackles, ranking third on the team...Added seven passes defended, one INT, one sack and one fumble recovery...[10/7] at NE: Totaled a career-high 12 tackles...[11/11] at Car.: Finished with four tackles and an interception...[12/30] vs. KC: Totaled eight tackles and his first career sack.

**2011:** Started seven of 15 games played as a rookie... Notched 31 tackles and one INT...[9/12] vs. Oak.: Notched four tackles and a fumble recovery in his NFL debut and first career start...[10/2] at GB: Tallied four tackles and his first career INT, returning it 18 yards.

**College:** Started all 37 games at UCLA, recording 186 career tackles, 29 passes defended, 14 INTs and three fumble recoveries...Earned first-team All-America and first-team All-Pac-10 honors as a junior after 77 tackles and serving

### AT A GLANCE

- ▶ Leads an initiative called **Dream Moore: Intercepting Life** in which he chooses three schools from varying backgrounds where he talks to the football teams about the importance of school and religion and how children need to go out and apply themselves to achieve their goals.
- ▶ Enjoys traveling, has visited **St. Lucia, Turks and Caicos, the Cayman Islands, the Dominican Republic and Belize.**
- ▶ Enjoys zoology, often taking his family to see wild animals.

as a captain...Led the nation with 10 INTs as a sophomore... Totaled 60 tackles and a team-high three INTs as a freshman, earning all-conference honorable mention...Majored in sociology.

**Personal:** Given name is Rahim Shaheed Moore, Sr...Native of Los Angeles, Calif....Nicknamed Rahim the Dream...Enjoys traveling, has visited St. Lucia, Turks and Caicos, the Cayman Islands, the Dominican Republic and Belize...Lists doing backflips as his special talent...**High School:** Attended Susan Miller High School in Los Angeles where he played defensive back and wide receiver...**Community Involvement:** Leads an initiative called Dream Moore: Intercepting Life in which he chooses three schools from varying backgrounds where he talks to the football teams about the importance of school and religion and how children need to go out and apply themselves to achieve their goals...**Hobbies/Interests:** Enjoys zoology, often taking his family to see wild animals...Snow leopards, hammerhead sharks and cheetahs are his among his favorite animals...Favorite movie is Home Alone 3 and his favorite TV show is CSI: Miami...Listens to all music and lists Fabolous, Rihanna and Joan Jett as his favorite musicians.

STAFF

PLAYERS

2015 SEASON

HISTORY

RECORDS

GAME DAY



# R. MOORE continued...

## RAHIM MOORE ▶ CAREER STATS

| Year                        | Team | TACKLES   |           |            |            |           |            | INTERCEPTIONS |          |            |           |          | FUMBLES   |          |          |          |
|-----------------------------|------|-----------|-----------|------------|------------|-----------|------------|---------------|----------|------------|-----------|----------|-----------|----------|----------|----------|
|                             |      | GP        | GS        | Tot        | Solo       | Asst      | Sk         | Yds           | No       | Yds        | Lg        | TD       | PD        | FF       | FR       | Yds      |
| 2011                        | Den  | 15        | 7         | 31         | 28         | 3         | 0.0        | 0.0           | 1        | 18         | 18        | 0        | 2         | 0        | 1        | 0        |
| 2012                        | Den  | 16        | 15        | 71         | 59         | 12        | 1.0        | 3.0           | 1        | 23         | 23        | 0        | 7         | 0        | 1        | 0        |
| 2013                        | Den  | 10        | 10        | 44         | 38         | 6         | 0.0        | 0.0           | 2        | 18         | 18        | 0        | 6         | 0        | 0        | 0        |
| 2014                        | Den  | 16        | 16        | 50         | 44         | 6         | 0.0        | 0.0           | 4        | 36         | 19        | 0        | 5         | 0        | 1        | 0        |
| 2015                        | Hou  | 7         | 6         | 16         | 10         | 6         | 0.0        | 0.0           | 1        | 17         | 17        | 0        | 2         | 0        | 0        | 0        |
| <b>NFL totals (5 years)</b> |      | <b>64</b> | <b>54</b> | <b>212</b> | <b>179</b> | <b>33</b> | <b>1.0</b> | <b>3.0</b>    | <b>9</b> | <b>112</b> | <b>23</b> | <b>0</b> | <b>22</b> | <b>0</b> | <b>3</b> | <b>0</b> |

**ADDITIONAL STATISTICS:** Games of 5+ tackles– 15; last: vs. Mia., 11/23/14. **Career sacks** – Brady Quinn (1).

**SINGLE-GAME HIGHS & CAREER MILESTONES:** TACKLES: Total – 12, at NE, 10/7/12. Solo – 9, vs. Hou., 9/23/12. SACKS: 1.0, vs. KC, 12/30/12. FUMBLES: Forced – 0. Recoveries – 1, three times; last: vs. Buf., 12/7/14. INTERCEPTIONS: 2, vs. Ind., 9/7/14. PASSES DEFENSED: 2, five times; last: at Car., 9/20/15. **NFL debut:** vs. Oak., 9/2/11. **First NFL start:** vs. Oak, 9/12/11. **First NFL sack:** vs. KC, 12/30/12 (B. Quinn). **First NFL interception:** at GB, 10/2/11 (M. Flynn). **First NFL recovered fumble:** vs. Oak., 9/12/11.

## RAHIM MOORE ▶ GAME-BY-GAME STATS

### 2015, HOUSTON

| Date               | Opp   | GP       | GS       | Tot       | So        | As       | Sk             | Yd         | Int      | Yd        | Lg        | TD       | PD       | FF       | FR       |
|--------------------|-------|----------|----------|-----------|-----------|----------|----------------|------------|----------|-----------|-----------|----------|----------|----------|----------|
| 09/13              | KC-L  | 1        | FS       | 3         | 1         | 2        | 0.0            | 0.0        | 0        | 0         | -         | 0        | 0        | 0        | 0        |
| 09/20 at           | Car-L | 1        | FS       | 3         | 3         | 0        | 0.0            | 0.0        | 1        | 17        | 17        | 0        | 2        | 0        | 0        |
| 09/27              | TB-W  | 1        | FS       | 2         | 2         | 0        | 0.0            | 0.0        | 0        | 0         | -         | 0        | 0        | 0        | 0        |
| 10/4 at            | Atl-L | 1        |          | 2         | 1         | 1        | 0.0            | 0.0        | 0        | 0         | -         | 0        | 0        | 0        | 0        |
| 10/08              | Ind-L | 1        | FS       | 2         | 1         | 2        | 0.0            | 0.0        | 0        | 0         | -         | 0        | 0        | 0        | 0        |
| 10/18 at           | Jac-W | 1        | FS       | 1         | 1         | 0        | 0.0            | 0.0        | 0        | 0         | -         | 0        | 0        | 0        | 0        |
| 10/25 at           | Mia-L | 1        | FS       | 2         | 1         | 1        | 0.0            | 0.0        | 0        | 0         | -         | 0        | 0        | 0        | 0        |
| 11/01              | Ten-W |          |          |           |           |          | ***inactive*** |            |          |           |           |          |          |          |          |
| 11/16 at           | Cin-W |          |          |           |           |          | ***inactive*** |            |          |           |           |          |          |          |          |
| 11/22              | NYJ-W |          |          |           |           |          | ***inactive*** |            |          |           |           |          |          |          |          |
| 11/29              | NO-W  |          |          |           |           |          | ***inactive*** |            |          |           |           |          |          |          |          |
| 12/06 at           | Buf-L |          |          |           |           |          | ***inactive*** |            |          |           |           |          |          |          |          |
| 12/13              | NE-L  |          |          |           |           |          | ***inactive*** |            |          |           |           |          |          |          |          |
| 12/20 at           | Ind-W |          |          |           |           |          | ***inactive*** |            |          |           |           |          |          |          |          |
| 12/27              | Ten-W |          |          |           |           |          | ***inactive*** |            |          |           |           |          |          |          |          |
| 01/03              | Jac-W |          |          |           |           |          | ***inactive*** |            |          |           |           |          |          |          |          |
| <b>2015 TOTALS</b> |       | <b>7</b> | <b>6</b> | <b>16</b> | <b>10</b> | <b>6</b> | <b>0.0</b>     | <b>0.0</b> | <b>1</b> | <b>17</b> | <b>17</b> | <b>0</b> | <b>2</b> | <b>0</b> | <b>0</b> |

|       |      |  |  |  |  |  |                |  |  |  |  |  |  |  |  |
|-------|------|--|--|--|--|--|----------------|--|--|--|--|--|--|--|--|
| 01/09 | KC-L |  |  |  |  |  | ***inactive*** |  |  |  |  |  |  |  |  |
|-------|------|--|--|--|--|--|----------------|--|--|--|--|--|--|--|--|

|                         |  |          |          |          |          |          |            |            |          |          |          |          |          |          |          |  |
|-------------------------|--|----------|----------|----------|----------|----------|------------|------------|----------|----------|----------|----------|----------|----------|----------|--|
| <b>Playoffs</b>         |  | <b>0</b> | <b>0</b> | <b>0</b> | <b>0</b> | <b>0</b> | <b>0.0</b> | <b>0.0</b> | <b>0</b> | <b>0</b> | <b>-</b> | <b>0</b> | <b>0</b> | <b>0</b> | <b>0</b> |  |
| 1-AFC Wild Card playoff |  |          |          |          |          |          |            |            |          |          |          |          |          |          |          |  |

### 2014, DENVER

| Date               | Opp     | GP        | GS        | Tot       | So        | As       | Sk         | Yd         | Int      | Yd        | Lg        | TD       | PD       | FF       | FR       |
|--------------------|---------|-----------|-----------|-----------|-----------|----------|------------|------------|----------|-----------|-----------|----------|----------|----------|----------|
| 09/07              | Ind-W   | 1         | 1         | 3         | 3         | 0        | 0.0        | 0.0        | 2        | 17        | 15        | 0        | 2        | 0        | 0        |
| 09/14              | KC-W    | 1         | 1         | 4         | 4         | 0        | 0.0        | 0.0        | 0        | 0         | -         | 0        | 0        | 0        | 0        |
| 09/21 at           | Sea-L   | 1         | 1         | 3         | 2         | 1        | 0.0        | 0.0        | 0        | 0         | -         | 0        | 0        | 0        | 0        |
| 10/05              | Ari-W   | 1         | 1         | 1         | 1         | 0        | 0.0        | 0.0        | 0        | 0         | -         | 0        | 0        | 0        | 0        |
| 10/15 at           | NYJ-W   | 1         | 1         | 3         | 1         | 2        | 0.0        | 0.0        | 0        | 0         | -         | 0        | 0        | 0        | 0        |
| 10/19              | SF-W    | 1         | 1         | 2         | 2         | 0        | 0.0        | 0.0        | 0        | 0         | -         | 0        | 0        | 0        | 0        |
| 10/23              | SD-W    | 1         | 1         | 1         | 1         | 0        | 0.0        | 0.0        | 1        | 0         | 0         | 0        | 2        | 0        | 0        |
| 11/02 at           | NE-L    | 1         | 1         | 8         | 8         | 0        | 0.0        | 0.0        | 0        | 0         | -         | 0        | 0        | 0        | 0        |
| 11/09 at           | Oak-W   | 1         | 1         | 2         | 2         | 0        | 0.0        | 0.0        | 0        | 0         | -         | 0        | 0        | 0        | 0        |
| 11/16 at           | St. L-L | 1         | 1         | 5         | 5         | 0        | 0.0        | 0.0        | 0        | 0         | -         | 0        | 0        | 0        | 0        |
| 11/23              | Mia-W   | 1         | 1         | 7         | 6         | 1        | 0.0        | 0.0        | 0        | 0         | -         | 0        | 0        | 1        | 0        |
| 11/30 at           | KC-W    | 1         | 1         | 1         | 1         | 0        | 0.0        | 0.0        | 0        | 0         | -         | 0        | 0        | 1        | 0        |
| 12/07              | Buf-W   | 1         | 1         | 3         | 2         | 1        | 0.0        | 0.0        | 0        | 0         | -         | 0        | 0        | 0        | 1        |
| 12/14 at           | SD-W    | 1         | 1         | 2         | 2         | 0        | 0.0        | 0.0        | 1        | 19        | 19        | 0        | 1        | 0        | 0        |
| 12/22 at           | Cin-L   | 1         | 1         | 4         | 3         | 1        | 0.0        | 0.0        | 0        | 0         | -         | 0        | 0        | 0        | 0        |
| 12/28              | Oak-W   | 1         | 1         | 1         | 1         | 0        | 0.0        | 0.0        | 0        | 0         | -         | 0        | 0        | 0        | 0        |
| <b>2014 TOTALS</b> |         | <b>16</b> | <b>16</b> | <b>50</b> | <b>44</b> | <b>6</b> | <b>0.0</b> | <b>0.0</b> | <b>4</b> | <b>36</b> | <b>19</b> | <b>0</b> | <b>5</b> | <b>2</b> | <b>1</b> |

STAFF

PLAYERS

2015 SEASON

HISTORY

RECORDS

GAME DAY



# R. MOORE continued...

## 2013, DENVER

| Date               | Opp   | GP        | GS        | Tot       | So        | As       | Sk                    | Yd         | Int      | Yd        | Lg        | TD       | PD       | FF       | FR       |
|--------------------|-------|-----------|-----------|-----------|-----------|----------|-----------------------|------------|----------|-----------|-----------|----------|----------|----------|----------|
| 9/5                | Bal-W | 1         | 1         | 6         | 6         | 0        | 0.0                   | 0.0        | 0        | 0         | -         | 0        | 1        | 0        | 0        |
| 9/15 at            | NYG-W | 1         | 1         | 3         | 3         | 0        | 0.0                   | 0.0        | 1        | 0         | -         | 0        | 2        | 0        | 0        |
| 9/23               | Oak-W | 1         | 1         | 2         | 1         | 1        | 0.0                   | 0.0        | 0        | 0         | -         | 0        | 0        | 0        | 0        |
| 9/29               | Phi-W | 1         | 1         | 7         | 6         | 1        | 0.0                   | 0.0        | 0        | 0         | -         | 0        | 0        | 0        | 0        |
| 10/6 at            | Dal-W | 1         | 1         | 6         | 5         | 1        | 0.0                   | 0.0        | 0        | 0         | -         | 0        | 0        | 0        | 0        |
| 10/13              | Jac-W | 1         | 1         | 5         | 5         | 0        | 0.0                   | 0.0        | 0        | 0         | -         | 0        | 0        | 0        | 0        |
| 10/20 at           | Ind-L | 1         | 1         | 5         | 3         | 2        | 0.0                   | 0.0        | 0        | 0         | -         | 0        | 0        | 0        | 0        |
| 10/27              | Was-W | 1         | 1         | 6         | 6         | 0        | 0.0                   | 0.0        | 1        | 18        | 18        | 0        | 1        | 0        | 0        |
| 11/10 at           | SD-W  | 1         | 1         | 2         | 1         | 1        | 0.0                   | 0.0        | 0        | 0         | -         | 0        | 1        | 0        | 0        |
| 11/17              | KC-W  | 1         | 1         | 2         | 2         | 0        | 0.0                   | 0.0        | 0        | 0         | -         | 0        | 1        | 0        | 0        |
| 11/24 at           | NE-L  |           |           |           |           |          | ***injured reserve*** |            |          |           |           |          |          |          |          |
| 12/1 at            | KC-W  | 0         | 0         | 0         | 0         | 0        | 0.0                   | 0.0        | 0        | 0         | -         | 0        | 0        | 0        | 0        |
| 12/8               | Ten-W |           |           |           |           |          | ***injured reserve*** |            |          |           |           |          |          |          |          |
| 12/12              | SD-L  |           |           |           |           |          | ***injured reserve*** |            |          |           |           |          |          |          |          |
| 12/22 at           | Hou-W |           |           |           |           |          | ***injured reserve*** |            |          |           |           |          |          |          |          |
| 12/29 at           | Oak-W |           |           |           |           |          | ***injured reserve*** |            |          |           |           |          |          |          |          |
| <b>2013 TOTALS</b> |       | <b>10</b> | <b>10</b> | <b>44</b> | <b>38</b> | <b>6</b> | <b>0.0</b>            | <b>0.0</b> | <b>2</b> | <b>18</b> | <b>18</b> | <b>0</b> | <b>6</b> | <b>0</b> | <b>0</b> |

## 2012, DENVER

| Date               | Opp   | GP        | GS        | Tot       | So        | As        | Sk         | Yd         | Int      | Yd        | Lg        | TD       | PD       | FF       | FR       |
|--------------------|-------|-----------|-----------|-----------|-----------|-----------|------------|------------|----------|-----------|-----------|----------|----------|----------|----------|
| 9/9                | Pit-W | 1         | 1         | 4         | 3         | 1         | 0.0        | 0.0        | 0        | 0         | -         | 0        | 1        | 0        | 0        |
| 9/17 at            | Atl-L | 1         | 0         | 6         | 5         | 1         | 0.0        | 0.0        | 0        | 0         | -         | 0        | 0        | 0        | 0        |
| 9/23               | Hou-L | 1         | 1         | 9         | 9         | 0         | 0.0        | 0.0        | 0        | 0         | -         | 0        | 0        | 0        | 0        |
| 9/30               | Oak-W | 1         | 1         | 6         | 5         | 1         | 0.0        | 0.0        | 0        | 0         | -         | 0        | 0        | 0        | 0        |
| 10/7 at            | NE-L  | 1         | 1         | 12        | 6         | 6         | 0.0        | 0.0        | 0        | 0         | -         | 0        | 0        | 0        | 0        |
| 10/15 at           | SD-W  | 1         | 1         | 3         | 3         | 0         | 0.0        | 0.0        | 0        | 0         | -         | 0        | 0        | 0        | 0        |
| 10/28              | NO-W  | 1         | 1         | 0         | 0         | 0         | 0.0        | 0.0        | 0        | 0         | -         | 0        | 2        | 0        | 0        |
| 11/4 at            | Cin-W | 1         | 1         | 3         | 3         | 0         | 0.0        | 0.0        | 0        | 0         | -         | 0        | 0        | 0        | 0        |
| 11/11 at           | Car-W | 1         | 1         | 4         | 3         | 1         | 0.0        | 0.0        | 1        | 23        | 23        | 0        | 1        | 0        | 0        |
| 11/18              | SD-W  | 1         | 1         | 3         | 2         | 1         | 0.0        | 0.0        | 0        | 0         | -         | 0        | 0        | 0        | 0        |
| 11/25 at           | KC-W  | 1         | 1         | 3         | 3         | 0         | 0.0        | 0.0        | 0        | 0         | -         | 0        | 0        | 0        | 0        |
| 12/2               | TB-W  | 1         | 1         | 2         | 1         | 1         | 0.0        | 0.0        | 0        | 0         | -         | 0        | 1        | 0        | 0        |
| 12/6 at            | Oak-W | 1         | 1         | 4         | 4         | 0         | 0.0        | 0.0        | 0        | 0         | -         | 0        | 1        | 0        | 0        |
| 12/16 at           | Bal-W | 1         | 1         | 2         | 2         | 0         | 0.0        | 0.0        | 0        | 0         | -         | 0        | 0        | 0        | 1        |
| 12/23              | Cle-W | 1         | 1         | 2         | 2         | 0         | 0.0        | 0.0        | 0        | 0         | -         | 0        | 1        | 0        | 0        |
| 12/30              | KC-W  | 1         | 1         | 8         | 8         | 0         | 1.0        | 3.0        | 0        | 0         | -         | 0        | 0        | 0        | 0        |
| 1/12               | Bal-L | 1         | 1         | 7         | 6         | 1         | 0.0        | 0.0        | 0        | 0         | -         | 0        | 0        | 0        | 0        |
| <b>2012 TOTALS</b> |       | <b>17</b> | <b>16</b> | <b>78</b> | <b>65</b> | <b>13</b> | <b>1.0</b> | <b>3.0</b> | <b>1</b> | <b>23</b> | <b>23</b> | <b>0</b> | <b>7</b> | <b>0</b> | <b>1</b> |

## 2011, DENVER


| Date               | Opp   | GP        | GS       | Tot       | So        | As       | Sk         | Yd         | Int      | Yd        | Lg        | TD       | PD       | FF       | FR       |
|--------------------|-------|-----------|----------|-----------|-----------|----------|------------|------------|----------|-----------|-----------|----------|----------|----------|----------|
| 9/12               | Oak-L | 1         | 1        | 4         | 4         | 0        | 0.0        | 0.0        | 0        | 0         | -         | 0        | 0        | 0        | 1        |
| 9/18               | Cin-W | 1         | 1        | 4         | 3         | 1        | 0.0        | 0.0        | 0        | 0         | -         | 0        | 0        | 0        | 0        |
| 9/25 at            | Ten-L | 1         | 1        | 1         | 1         | 0        | 0.0        | 0.0        | 0        | 0         | -         | 0        | 0        | 0        | 0        |
| 10/2 at            | GB-L  | 1         | 1        | 4         | 4         | 0        | 0.0        | 0.0        | 1        | 18        | 18        | 0        | 1        | 0        | 0        |
| 10/9               | SD-L  | 1         | 1        | 3         | 2         | 1        | 0.0        | 0.0        | 0        | 0         | -         | 0        | 0        | 0        | 0        |
| 10/23 at           | Mia-W | 1         | 0        | 0         | 0         | 0        | 0.0        | 0.0        | 0        | 0         | -         | 0        | 0        | 0        | 0        |
| 10/30              | Det-L | 1         | 0        | 2         | 2         | 0        | 0.0        | 0.0        | 0        | 0         | -         | 0        | 0        | 0        | 0        |
| 9/6 at             | Oak-W | 1         | 1        | 0         | 0         | 0        | 0.0        | 0.0        | 0        | 0         | -         | 0        | 0        | 0        | 0        |
| 9/13 at            | KC-W  | 1         | 0        | 0         | 0         | 0        | 0.0        | 0.0        | 0        | 0         | -         | 0        | 0        | 0        | 0        |
| 9/17               | NYJ-W | 1         | 0        | 0         | 0         | 0        | 0.0        | 0.0        | 0        | 0         | -         | 0        | 0        | 0        | 0        |
| 9/27 at            | SD-W  | 1         | 0        | 0         | 0         | 0        | 0.0        | 0.0        | 0        | 0         | -         | 0        | 0        | 0        | 0        |
| 12/4 at            | Min-W |           |          |           |           |          | *Inactive* |            |          |           |           |          |          |          |          |
| 12/11              | Chi-W | 1         | 0        | 5         | 5         | 0        | 0.0        | 0.0        | 0        | 0         | -         | 0        | 0        | 0        | 0        |
| 12/18              | NE-L  | 1         | 1        | 7         | 6         | 1        | 0.0        | 0.0        | 0        | 0         | -         | 0        | 1        | 0        | 0        |
| 12/24 at           | Buf-L | 1         | 0        | 1         | 1         | 0        | 0.0        | 0.0        | 0        | 0         | -         | 0        | 0        | 0        | 0        |
| 1/1                | KC-L  | 1         | 0        | 0         | 0         | 0        | 0.0        | 0.0        | 0        | 0         | -         | 0        | 0        | 0        | 0        |
| 1/8                | Pit-W | 0         | 0        | 0         | 0         | 0        | 0.0        | 0.0        | 0        | 0         | -         | 0        | 0        | 0        | 0        |
| 1/14               | NE-L  | 1         | 1        | 3         | 2         | 1        | 0.0        | 0.0        | 0        | 0         | -         | 0        | 0        | 0        | 0        |
| <b>2011 TOTALS</b> |       | <b>16</b> | <b>8</b> | <b>34</b> | <b>30</b> | <b>4</b> | <b>0.0</b> | <b>0.0</b> | <b>1</b> | <b>18</b> | <b>18</b> | <b>0</b> | <b>2</b> | <b>0</b> | <b>1</b> |





## VETERANS

# RAHEEM MOSTERT



**POSITION** ▶ RUNNING BACK

**SCHOOL** ▶ PURDUE

# 41

**HT:** 5-10 // **WT:** 197 // **BORN:** 4/9/92 // **ACQUIRED:** W. [BAL.] - '15 // **NFL EXPERIENCE:** SECOND YEAR

Originally signed as an undrafted free agent by the Philadelphia Eagles on May 2, 2015...Waived by the Eagles on Sept. 5, 2015...Signed to the Eagles' practice squad on Sept. 6, 2015...Signed off the Eagles' practice squad to the Miami Dolphins' active roster on Sept. 15, 2015...Waived by the Dolphins on Oct. 13, 2015...Claimed by the Baltimore Ravens via waivers on Oct. 14, 2015...Waived by the Ravens on Dec. 15, 2015...Claimed by the Cleveland Browns via waivers on Dec. 16, 2015.

### SEASONAL REVIEWS:

**2015:** Appeared in 11 games (seven with Baltimore, three with Cleveland and one with Miami)...Logged 19 kickoff returns for 530 yards with a 27.9 average...[12/20] at Sea.: In Browns debut, returned five kickoffs for 159 yards (31.8 avg.)...His 53-yard return was longest for Cleveland since Cozy Whitaker's 56-yard return in 2013.

**College:** Played in 44 career games at Purdue, splitting his time at wide receiver and running back...Set school record for total kickoff return yards with 2,289 on 88 career returns...Rushed for 759 career yards and six TDs on 136 carries...Recorded 19 career receptions for 122 yards...Led the NCAA FBS in kickoff return average (33.5 yards) as a true freshman in 2011, including four returns of 71 yards or more...Won the Big Ten Title in the 60-meter and 100-meter at the conference indoor track championship and the 100-meter and 200-meter at the outdoor championship...Earned second-team All-America honors in the 4x100 relay and 100-meter, All-America honorable mention in the 200-meter...Named Great Lakes Region Track Athlete of the Year in 2014...Majored in organizational leadership and supervision.

### AT A GLANCE

- ▶ Last name is pronounced MOE-stert.
- ▶ Enjoys saltwater and freshwater fishing in his spare time.
- ▶ Conference champion in 60-meter and 200-meter dash (indoor) and 100-meter and 200-meter dash (outdoor) while at Purdue.

**Personal:** Given name is Dominique Raheem Mostert...Last name is pronounced MOE-stert...Born in Daytona Beach, Fla...Native of New Smyrna Beach, Fla...**High School:** Attended New Smyrna Beach High School in New Smyrna Beach, Fla...Caught 39 passes for 723 yards and four TDs as a senior...Also recorded 81 tackles and returned nine kickoffs and one punt for TDs as a senior...Also ran track...**Hobbies/Interests:** Enjoys saltwater and freshwater fishing in his spare time...Lists Selena as his favorite movie and The Walking Dead and Empire as his favorite TV shows...Favorite types of music are hip-hop, reggae and country...He and his fiancé, Devon, are set to be married in the spring of 2017.

### FIRST AND TEN TOYS FOR TOTS GAMEDAY DRIVE

During one home game each winter, the Browns partner with the Marine Corps Toys for Tots to host the annual First and Ten Toys for Tots Gameday Toy Drive at FirstEnergy Stadium as part of the Browns First and Ten campaign. Fans are encouraged to bring new, unwrapped toys or monetary donations for kids in need with Northeast Ohio. Members of the US Marine Corps help collect donations as Browns fans enter the stadium. Last year, the Browns and Dawg Pound helped provide thousands of toys and donations to local youth during the holidays. The event is part of the Browns' continued effort to lift spirits of those in need throughout the holiday season. #give10



# R. MOSTERT continued...

## RAHEEM MOSTERT ▶ GAME-BY-GAME STATS

### 2015, MIAMI

| Date | Opp      | GP | GS | RUSHING |     |     |    |    | RECEIVING |     |     |    |    |
|------|----------|----|----|---------|-----|-----|----|----|-----------|-----|-----|----|----|
|      |          |    |    | No      | Yds | Avg | Lg | TD | No        | Yds | Avg | Lg | TD |
| 9/20 | at Jax-L | 1  |    | 0       | 0   | 0.0 | -  | 0  | 0         | 0.0 | -   | 0  |    |

### 2015, BALTIMORE

| Date  | Opp      | GP | GS | RUSHING        |     |     |    |    | RECEIVING |     |     |    |    |
|-------|----------|----|----|----------------|-----|-----|----|----|-----------|-----|-----|----|----|
|       |          |    |    | No             | Yds | Avg | Lg | TD | No        | Yds | Avg | Lg | TD |
| 10/18 | at SF-L  |    |    | ***inactive*** |     |     |    |    |           |     |     |    |    |
| 10/26 | at Ari-L | 1  |    | 0              | 0   | 0.0 | -  | 0  | 0         | 0.0 | -   | 0  |    |
| 11/01 | SD-W     | 1  |    | 0              | 0   | 0.0 | -  | 0  | 0         | 0.0 | -   | 0  |    |
| 11/15 | Jax-L    | 1  |    | 0              | 0   | 0.0 | -  | 0  | 0         | 0.0 | -   | 0  |    |
| 11/22 | StL-W    | 1  |    | 0              | 0   | 0.0 | -  | 0  | 0         | 0.0 | -   | 0  |    |
| 11/30 | at Cle-W | 1  |    | 0              | 0   | 0.0 | -  | 0  | 0         | 0.0 | -   | 0  |    |
| 12/06 | at Mia-L | 1  |    | 0              | 0   | 0.0 | -  | 0  | 0         | 0.0 | -   | 0  |    |
| 12/13 | Sea-L    | 1  |    | 0              | 0   | 0.0 | -  | 0  | 0         | 0.0 | -   | 0  |    |

### 2015, CLEVELAND

| Date               | Opp      | GP        | GS | RUSHING  |          |            |          |          | RECEIVING |            |          |          |    |
|--------------------|----------|-----------|----|----------|----------|------------|----------|----------|-----------|------------|----------|----------|----|
|                    |          |           |    | No       | Yds      | Avg        | Lg       | TD       | No        | Yds        | Avg      | Lg       | TD |
| 12/20              | at Sea-L | 1         |    | 0        | 0        | 0.0        | -        | 0        | 0         | 0.0        | -        | 0        |    |
| 12/27              | at KC-L  | 1         |    | 0        | 0        | 0.0        | -        | 0        | 0         | 0.0        | -        | 0        |    |
| 1/03               | Pit-L    | 1         |    | 0        | 0        | 0.0        | -        | 0        | 0         | 0.0        | -        | 0        |    |
| <b>2015 Totals</b> |          | <b>11</b> |    | <b>0</b> | <b>0</b> | <b>0.0</b> | <b>-</b> | <b>0</b> | <b>0</b>  | <b>0.0</b> | <b>-</b> | <b>0</b> |    |

#### KICKOFF RETURNS

| Year                         | Team        | No        | Yds        | Avg         | Lg        | TD       |
|------------------------------|-------------|-----------|------------|-------------|-----------|----------|
| 2015                         | Miami       | 2         | 57         | 28.5        | 32        | 0        |
|                              | Baltimore   | 5         | 164        | 32.8        | 50        | 0        |
|                              | Cleveland   | 12        | 309        | 25.8        | 53        | 0        |
|                              | 2015 totals | 19        | 530        | 27.9        | 53        | 0        |
| <b>NFL totals (one year)</b> |             | <b>19</b> | <b>530</b> | <b>27.9</b> | <b>53</b> | <b>0</b> |

#### PUNT RETURNS

| No | FC | Yds | Avg | Lg | TD |
|----|----|-----|-----|----|----|
| 0  | 0  | 0   | -   | -  | 0  |
| 0  | 0  | 0   | -   | -  | 0  |
| 0  | 0  | 0   | -   | -  | 0  |
| 0  | 0  | 0   | -   | -  | 0  |
| 0  | 0  | 0   | -   | -  | 0  |

**ADDITIONAL STATISTICS:** 100-yard rushing games: None. 100 scrimmage yard games: None. FUMBLES: None. Special-teams tackles: 1 in 2015.

**SINGLE-GAME HIGHS & CAREER MILESTONES:** RUSHING: Attempts – None. Yards – None. TDs – None. Long – None. RECEIVING: Receptions – None. Yards – None. TDs – None. Long – None. NFL debut: 9/20/15 (with Miami) . First NFL rushing attempts: None. First NFL rushing TD: None. Last NFL rushing TD: None. First NFL reception: None.

## INTERNATIONAL BROWNS

Browns fans can be found across the world, and five Browns also have immediate international ties. DB Pierre Desir (Port-au-Prince, Haiti), QB Robert Griffin III (Okinawa, Japan) and LB Emmanuel Ogbah (Lago, Nigeria) were all born outside the United States. FB Patrick Skov moved to Guadalajara, Mexico with his family in 1999 and lists it as his hometown, while OL Austin Pasztor is a Tillonsburg, Ontario, Canada native.




## VETERANS

# PATRICK MURRAY

**POSITION** ▶ KICKER  
**SCHOOL** ▶ FORDHAM

# 2



**HT:** 5-7 // **WT:** 182 // **BORN:** 6/22/91 // **ACQUIRED:** FA - '16 // **NFL EXPERIENCE:** THIRD YEAR

Originally signed by the Tampa Bay Buccaneers as an undrafted free agent on Jan. 6, 2014...Waived by the Buccaneers on May 19, 2016...Signed by the Cleveland Browns on June 9, 2016.

### SEASONAL REVIEWS:

**2015:** Placed on injured reserve in Week 1 of the regular season.

**2014:** Converted on 20 of 24 field goal attempts, making all 31 PATs...Finished the season by splitting the uprights on 13 consecutive attempts...Made five field goals from 50-plus yards out, including a career-long of 55 yards.

**College:** Appeared in 44 career games at Fordham, converting on 38 of 54 field goal attempts and totaling 7,985 yards on 186 punts...Earned First-Team All-American honors as a senior, kicking 25 field goals on 30 attempts and tallying 52 punts for 2,392 yards...Also won the Fred Mitchell Award, given to nation's best non-FBS kicker...Earned Third-Team All-America honors as a punter during his junior year...Earned first-team all-league accolade as a freshman punter in 2009...Majored in finance.

**Personal:** Given name is Patrick Murray...Born in Mahwah, New Jersey...Uncles, Ciaran and Brendan, and cousin, Aeden, are national Gaelic football players in Ireland...**High School:** Attended Don Bosco Prep in Ramsey New Jersey where he was a three-time letterman as a kicker and punter, earning all-state recognition as a senior...Member

### AT A GLANCE

• **Made 13 consecutive field goals for the Buccaneers to close out the 2014 season.**

• **Uncles, Ciaran and Brendan, and cousin, Aeden, are national Gaelic football players in Ireland.**

• **First-Team All-America honoree and Fred Mitchell Award winner, given to nation's best non-FBS kicker, as a senior at Fordham in 2012.**

of state championship teams from 2006-08...Also played baseball and wrestled...**Community Involvement:** Purchased gifts for patients at children's hospitals and visited patients during the holiday season...Has also participated in events involving military veterans, service members and their families...**Hobbies/Interests:** Enjoys reading, playing guitar and playing golf in his spare time...Favorite movie is Shooter and favorite TV show is Father Ted...Lists Christy Moore, Darius Rucker, and The Pogues as is favorite musical artists and group.

### PATRICK MURRAY ▶ CAREER STATS

| Year | Team      | FIELD GOALS |    |     |      |    |     | EXTRA POINTS |     |       |     | SCORING |  |
|------|-----------|-------------|----|-----|------|----|-----|--------------|-----|-------|-----|---------|--|
|      |           | GP          | FG | FGA | Pct  | Lg | Blk | XP           | XPA | Pct   | Blk | Points  |  |
| 2014 | Tampa Bay | 16          | 20 | 24  | 83.3 | 55 | 2   | 31           | 31  | 100.0 | 0   | 91      |  |

| Year | Team      | 1-19 |     | 20-29 |      | 30-39 |      | 40-49 |      | 50+ |      |
|------|-----------|------|-----|-------|------|-------|------|-------|------|-----|------|
|      |           | Pct  | Pct | Pct   | Pct  | Pct   | Pct  |       |      |     |      |
| 2014 | Tampa Bay | 0/0  | -   | 2/3   | 66.7 | 7/8   | 87.5 | 6/7   | 85.7 | 5/6 | 83.3 |

### PATRICK MURRAY ▶ KICK-BY-KICK STATS

**2014:** ( ) (24B, 36G) ( ) (50G, 27G) (55G) (45N, 47G) (54G, 45G) (31B, 55N, 40G) (51G) (32G, 38G) (32G, 39G) (32G, 42G) (54G) (48G) (43G) (39G)



# NATE ORCHARD

**POSITION** ▶ LINEBACKER

**SCHOOL** ▶ UTAH

# 44



**HT:** 6-4 // **WT:** 255 // **BORN:** 1/5/93 // **ACQUIRED:** D2 - '15 // **NFL EXPERIENCE:** SECOND YEAR

Originally drafted by the Cleveland Browns in the second round (51st overall) of the 2015 NFL Draft.

## SEASONAL REVIEWS:

**2015:** Played in 15 games with 11 starts...Totaled 36 tackles, three sacks, one interception, four passes defended and one forced fumble...One of three rookies with at least 3.0 sacks and one INT...[12/13] vs. SF: In 24-10 victory, amassed two sacks, first of his career...On fourth-and-1 in second quarter, sacked Blaine Gabbert...Recorded second sack in fourth quarter...[12/27] at KC: Started at OLB, amassing two solo tackles, one sack and his first career INT...Picked off Alex Smith in second quarter and returned it 46 yards...Sacked Smith in third quarter...Became third Browns rookie since 1982 to record sack and INT in same game [Joe Haden and L.J. Fort]...One of only two NFL rookies to accomplish feat in 2015.

**College:** Started 36 of his 50 career games at Utah...Named a first-team All-American in 2014...Awarded the Ted Hendricks Award, given to the nation's top defensive lineman, and the Morris Award, given to the Pac-12's top defensive lineman...Finished his career tied for third in school history with 25 career sacks...Totaled 10 career passes defended, eight forced fumbles and five fumble recoveries...Started all 13 games as a senior and led the nation in 2014 in sacks per game [1.46]...Finished second nationally in total sacks with 18.5, a Utah record...First-team All-American honoree and first-team All-Pac-12 honoree...Finalist for Polynesian College Football Player of the Year Award, Lombardi Award [Lineman of the Year] and Chuck Bednarick [Outstanding Defensive Player]...Ranked fifth in the country with 21 total tackles for loss...Second on the team with 84 tackles...Led the team with three forced fumbles...Played in all 12 games, starting 11 as a sophomore...Earned second-team Academic All-Pac-12 honors and All-Pac-12 honorable mention...Tallied 48 tackles, three sacks, two forced fumbles and one fumble recovery...Played in all 13 games as a true freshman...Saw action on defense and special teams...Graduated with a degree in economics.

## AT A GLANCE

- ▶ **One of three NFL rookies with at least 3.0 sacks and one INT in 2015.**
- ▶ **Became third Browns rookie since 1982 to record sack and INT in same game and one of only two NFL rookies to accomplish feat in 2015.**
- ▶ **Set Utah's single-season sack record with 18.5 sacks in 2014, ranking second nationally.**
- ▶ **Changed his last name to his guardians' last name, Orchard, in 2013.**
- ▶ **Enjoys playing the piano, which he started playing at 12 years old.**

**Personal:** Full name is Nathaniel Fakahafua Orchard...Born in Los Angeles...Moved to Salt Lake City, Utah to live with his brother at 11 years old...Moved in with his basketball coach, Dave Orchard, and his family at 12 years old...Later took the last name of his guardians, Dave and Katherine Orchard, in 2013...Has seven siblings...He and wife, Mae-gan, have two daughters...Worked in construction at a young age...**High School:** Attended Highland High School in Salt Lake City...Named Utah 4A Most Valuable Player as a wide receiver...Led Highland to a 2010 4A state championship, setting a state record with 200 yards receiving and three TDs on 10 receptions...Also finished the game with two sacks...Team captain in football and basketball...Also ran track...Second-team all-state selection for basketball...**Community Involvement:** Spent time in 2015 visiting with military members and helping at local football camps...**Hobbies/Interests:** Enjoys playing the piano, which he started playing at 12 years old...Favorite movie is Despicable Me and favorite TV show is Breaking Bad...Lists country and reggae as his favorite types of music and J. Cole and Bob Marley as his favorite artists.



# ORCHARD continued...

## NATE ORCHARD ▶ GAME-BY-GAME STATS

### 2015, CLEVELAND

| Date               | Opp   | GP        | GS        | Tot       | So        | As        | Sk                     | Yd          | Int      | Yd        | Lg        | TD       | PD       | FF       | FR       |
|--------------------|-------|-----------|-----------|-----------|-----------|-----------|------------------------|-------------|----------|-----------|-----------|----------|----------|----------|----------|
| 09/13 at NYJ-L     |       |           |           |           |           |           | ***inactive -- back*** |             |          |           |           |          |          |          |          |
| 09/20 Ten-W        |       | 1         | 0         | 0         | 0         | 0         | 0.0                    | 0.0         | 0        | 0         | -         | 0        | 0        | 0        | 0        |
| 09/27 Oak-L        |       | 1         | 1         | 1         | 0         | 0.0       | 0.0                    | 0           | 0        | 0         | -         | 0        | 0        | 0        | 0        |
| 10/04 at SD-L      |       | 1         | 1         | 0         | 1         | 0.0       | 0.0                    | 0           | 0        | 0         | -         | 0        | 0        | 0        | 0        |
| 10/11 at Bal-W     | 1 OLB | 5         | 4         | 1         | 0.0       | 0.0       | 0                      | 0           | 0        | 0         | -         | 0        | 1        | 0        | 0        |
| 10/18 Den-L        | 1 OLB | 3         | 2         | 1         | 0.0       | 0.0       | 0                      | 0           | 0        | 0         | -         | 0        | 0        | 0        | 0        |
| 10/25 at StL-L     | 1 OLB | 2         | 0         | 2         | 0.0       | 0.0       | 0                      | 0           | 0        | 0         | -         | 0        | 0        | 0        | 0        |
| 11/01 Ari-L        | 1 OLB | 5         | 3         | 2         | 0.0       | 0.0       | 0                      | 0           | 0        | 0         | -         | 0        | 0        | 0        | 0        |
| 11/05 at Cin-L     | 1 OLB | 3         | 2         | 1         | 0.0       | 0.0       | 0                      | 0           | 0        | 0         | -         | 0        | 0        | 0        | 0        |
| 11/15 at Pit-L     | 1 OLB | 4         | 3         | 1         | 0.0       | 0.0       | 0                      | 0           | 0        | 0         | -         | 0        | 1        | 1        | 0        |
| 11/30 Bal-L        | 1 OLB | 2         | 1         | 1         | 0.0       | 0.0       | 0                      | 0           | 0        | 0         | -         | 0        | 0        | 0        | 0        |
| 12/06 Cin-L        | 1 OLB | 2         | 2         | 0         | 0.0       | 0.0       | 0                      | 0           | 0        | 0         | -         | 0        | 1        | 0        | 0        |
| 12/13 SF-W         | 1     | 2         | 2         | 0         | 2.0       | 12.0      | 0                      | 0           | 0        | 0         | -         | 0        | 0        | 0        | 0        |
| 12/20 at Sea-L     | 1 OLB | 1         | 0         | 1         | 0.0       | 0.0       | 0                      | 0           | 0        | 0         | -         | 0        | 0        | 0        | 0        |
| 12/27 at KC-L      | 1 OLB | 2         | 2         | 0         | 1.0       | 3.0       | 1                      | 46          | 46       | 0         | 1         | 0        | 0        | 0        | 0        |
| 01/03 Pit-L        | 1 OLB | 3         | 2         | 1         | 0.0       | 0.0       | 0                      | 0           | 0        | 0         | -         | 0        | 0        | 0        | 0        |
| <b>2015 TOTALS</b> |       | <b>15</b> | <b>11</b> | <b>36</b> | <b>24</b> | <b>12</b> | <b>3.0</b>             | <b>15.0</b> | <b>1</b> | <b>46</b> | <b>46</b> | <b>0</b> | <b>4</b> | <b>1</b> | <b>0</b> |

**ADDITIONAL STATISTICS:** Multiple-sack games – 1 (2.0, vs. SF, 12/13/20). **Career sacks** – Blaine Gabbert (2.0), Alex Smith (1.0). **Special-teams tackles** – None.

**SINGLE-GAME HIGHS & CAREER MILESTONES:** **TACKLES:** Total – 5, twice, at Bal., 10/11/15, vs. Ari., 11/1/15. **Solo** – 4, at Bal., 10/11/15. **SACKS:** 2.0, vs. SF, 12/13/20. **FUMBLES:** **Forced** – 1, at Pit., 11/15/15. **Recovered** – None. **INTERCEPTIONS:** 1, 12/27/15 at KC. **PASSES DEFENSED:** 1, four times, last; 12/27/15 at KC. **NFL debut:** vs. Ten., 9/20/15. **First NFL start:** at Bal., 10/11/15. **First NFL sack:** vs. SF, 12/13/20. **First NFL interception:** at 12/27/15 at KC.

### NATE THE GREAT

Last season, LB Nate Orchard recorded a sack and his first career interception at Kansas City (12/27). He joined DB Joe Haden (12/26/10) and LB L.J. Fort (9/9/12) as the only Browns rookies to record a sack and an interception in a game. Orchard was one of three NFL rookies this season to record three sacks and an interception last year.

#### NFL ROOKIES WITH THREE SACKS AND AN INTERCEPTION IN 2015

| Player         | Team      | Pos. | Sack | Int. |
|----------------|-----------|------|------|------|
| Nate Orchard   | Cleveland | LB   | 3.0  | 1    |
| Vic Beasley    | Atlanta   | DL   | 4.0  | 1    |
| Kwon Alexander | Tampa Bay | LB   | 3.0  | 2    |



# AUSTIN PASZTOR



**POSITION** ▶ OFFENSIVE LINE

**SCHOOL** ▶ VIRGINIA

# 67

**HT:** 6-7 // **WT:** 308 // **BORN:** 11/26/90 // **ACQUIRED:** W. [JAC.] - '15 // **NFL EXPERIENCE:** FOURTH YEAR

Originally signed by the Minnesota Vikings as an undrafted free agent on May 4, 2012...Waived by the Vikings on Aug. 31, 2012...Signed to the Jacksonville Jaguars' practice squad on Sept. 17, 2012...Added to the Jaguars' active roster on Dec. 14, 2012...Waived by Jacksonville on Sept. 5, 2015...Claimed by the Cleveland Browns via waivers on Sept. 6, 2015.

### SEASONAL REVIEWS:

**2015:** Appeared in all 16 games with four starts at left guard...[12/13] vs. SF: In 24-10 victory, started first game as Brown and helped team record 230 rushing yards, team's most since 2010 (230, vs. NE, 11/7)...[12/27] at KC: Helped Browns rush for season-high 232 yards, third-most since 1999...Marked Cleveland's second 200-yard rushing game in three contests.

**2014:** Started eight games...Missed first four regular season games due to hand fracture...Placed on reserve/injured for the final four games of the season due to a ruptured hamstring.

**2013:** Played in 15 games with 12 starts at RT...Part of an offensive line that did not allow a sack for the first time in 51 games.

**2012:** Spent training camp with the Vikings...Spent time on the Jaguars' practice squad before starting three games for the Jaguars.

**College:** Four-year starter at Virginia...Part of an offense that made way for the most rushing yards since 2004 (1,984)...Earned second team Associated Press All-America honors and was a first-team All-ACC selection as a senior...Started all 12 games as a sophomore and saw time on 787 offensive plays...Part of an offense to lead the ACC

### AT A GLANCE

- ▶ **Native of Tillonsburg, Ontario, Canada.**
- ▶ **Moved to the United States as a high school senior to attend Fork Union Military Academy in Fork Union, Va.**
- ▶ **Completed coursework towards a master's degree during the offseason.**
- ▶ **Enjoys sporting clays.**

in fewest sacks allowed [16]...First true freshman to play on UVA offensive line since 2005.

**Personal:** Given name Austin William Pasztor...Native of Tillonsburg, Ontario...**High School:** Moved to the United States as a high school senior to attend Fork Union Military Academy in Fork Union, Va...Named to the Junior Ontario Varsity Football League all-star team in his final season in Canada...**Community Involvement:** Spent time with military service men and women as part of the Browns' Military Appreciation Day...Shopped with local children for gifts around the holidays...**Hobbies/Interests:** Enjoys sporting clays...Completed coursework towards a master's degree during the offseason.

## AUSTIN PASZTOR ▶ CAREER STATS

| Year                           | Team         | GP        | GS        |
|--------------------------------|--------------|-----------|-----------|
| 2012                           | Jacksonville | 3         | 3         |
| 2013                           | Jacksonville | 15        | 12        |
| 2014                           | Jacksonville | 8         | 8         |
| 2015                           | Cleveland    | 16        | 4         |
| <b>NFL totals (four years)</b> |              | <b>42</b> | <b>27</b> |

**CAREER MILESTONES:** NFL debut: Started at left guard vs. Mia., 12/16/12.




## VETERANS

# ERIC PATTERSON

**POSITION** ▶ DEFENSIVE BACK  
**SCHOOL** ▶ BALL STATE

# 48



**HT:** 5-9 // **WT:** 200 // **BORN:** 2/5/93 // **ACQUIRED:** FA - '16 // **NFL EXPERIENCE:** SECOND YEAR

Originally signed with the New England Patriots as an undrafted free agent on May 8, 2015...Waived by the Patriots on June 9, 2015...Signed by the Indianapolis Colts on Aug. 9, 2015...Waived by the Colts on Sept. 5, 2015...Signed to the Colts' practice squad on Sept. 6, 2015...Elevated to the Colts' active roster on Sept. 18, 2015...Waived by the Colts on Sept. 22, 2015...Signed to the Colts' practice squad on Sept. 23, 2015...Elevated to the Colts' active roster on Sept. 25, 2015...Waived by the Colts on Sept. 29, 2015...Signed to the Colts' practice squad on Oct. 2, 2015...Released from the Colts' practice squad on Oct. 3, 2015...Signed to the St. Louis Rams' practice squad on Oct. 3, 2015...Elevated to the St. Louis Rams' active roster on Dec. 11, 2015...Waived by the Rams on May 4, 2016...Signed by the Cleveland Browns on May 16, 2016.

### SEASONAL REVIEWS:

**2015:** Played in two games for the Colts, appearing in one with the Rams...Totaled three tackles on the season...Placed on injured reserve in Week 17.

**College:** Played in 41 career games at Ball State, starting 28...Totaled 189 tackles 27 passes defended, six INTs, three forced fumbles and one sack...Started all nine games played in 2014, totaling 49 tackles, eight passes defended, three INTs and one forced fumble...Named an All-MAC First-Team selection in 2014, earning All-MAC Third-Team honors in 2012.

**Personal:** Given name is Eric Patterson, Jr...Native of Tampa, Fla...Has a daughter, Jada...Cousin, Jarvis McCall Jr., plays college football for Arizona...**High School:** Attended H.B. Plant High School in Tampa, Fla...Earned all-conference and all-county recognition as a senior, registering 60 tackles,

### AT A GLANCE

- ▶ Spent time with the Patriots, Colts and Rams during the 2015 season.
- ▶ First-Team All-MAC selection at Ball State in 2014.
- ▶ Cousin, Jarvis McCall Jr., plays college football for Arizona.

22 passes defended and one INT...Also ran track...**Hobbies/Interests:** Favorite movie is Friday Night Lights and favorite TV show is Martin...Lists rap as his favorite type of music and Lil Yachty and Lil Uzi Vert as his favorite artists.

## ERIC PATTERSON ▶ CAREER STATS

| Year                         | Team         | GP       | GS       | TACKLES  |          |          |            | Yds        | INTERCEPTIONS |          |          |          |          | FUMBLES  |          |          |          |
|------------------------------|--------------|----------|----------|----------|----------|----------|------------|------------|---------------|----------|----------|----------|----------|----------|----------|----------|----------|
|                              |              |          |          | Tot      | Solo     | Asst     | Sk         |            | No            | Yds      | Lg       | TD       | PD       | FF       | FR       | Yds      |          |
| 2015                         | Indianapolis | 2        | 0        | 2        | 2        | 0        | 0.0        | 0.0        | 0             | 0        | -        | 0        | 0        | 0        | 0        | 0        | 0        |
|                              | St. Louis    | 1        | 0        | 0        | 0        | 0        | 0.0        | 0.0        | 0             | 0        | -        | 0        | 0        | 0        | 0        | 0        | 0        |
| <b>NFL totals (one year)</b> |              | <b>3</b> | <b>0</b> | <b>2</b> | <b>2</b> | <b>0</b> | <b>0.0</b> | <b>0.0</b> | <b>0</b>      | <b>0</b> | <b>-</b> | <b>0</b> | <b>0</b> | <b>0</b> | <b>0</b> | <b>0</b> | <b>0</b> |

**SINGLE-GAME HIGHS & CAREER MILESTONES:** TACKLES: Total – 2, vs. NYJ, 9/21/15. Solo – 2, vs. NYJ, 9/21/15. NFL debut: vs. NYJ, 9/21/15.



# PATTERSON continued...

## ERIC PATTERSON ▶ GAME-BY-GAME STATS

### 2015, INDIANAPOLIS

| Date               | Opp | GP       | GS       | Tot      | So       | As                   | Sk         | Yd         | Int      | Yd       | Lg       | TD       | PD       | FF       | FR       |
|--------------------|-----|----------|----------|----------|----------|----------------------|------------|------------|----------|----------|----------|----------|----------|----------|----------|
| 09/13 at Buf-L     |     |          |          |          |          | ***practice squad*** |            |            |          |          |          |          |          |          |          |
| 09/21 NYJ-L        |     | 1        | 0        | 2        | 2        | 0                    | 0.0        | 0.0        | 0        | 0        | -        | 0        | 0        | 0        | 0        |
| 09/27 at Ten-W     |     | 1        | 0        | 2        | 0        | 0                    | 0.0        | 0.0        | 0        | 0        | -        | 0        | 0        | 0        | 0        |
| <b>2015 TOTALS</b> |     | <b>2</b> | <b>0</b> | <b>2</b> | <b>2</b> | <b>0</b>             | <b>0.0</b> | <b>0.0</b> | <b>0</b> | <b>0</b> | <b>-</b> | <b>0</b> | <b>0</b> | <b>0</b> | <b>0</b> |

### 2015, ST. LOUIS

| Date               | Opp | GP       | GS       | Tot      | So       | As                    | Sk         | Yd         | Int      | Yd       | Lg       | TD       | PD       | FF       | FR       |
|--------------------|-----|----------|----------|----------|----------|-----------------------|------------|------------|----------|----------|----------|----------|----------|----------|----------|
| 10/04 at Ari-W     |     |          |          |          |          | ***practice squad***  |            |            |          |          |          |          |          |          |          |
| 10/11 at GB-L      |     |          |          |          |          | ***practice squad***  |            |            |          |          |          |          |          |          |          |
| 10/25 Cle-W        |     |          |          |          |          | ***practice squad***  |            |            |          |          |          |          |          |          |          |
| 11/01 SF-W         |     |          |          |          |          | ***practice squad***  |            |            |          |          |          |          |          |          |          |
| 11/08 at Min-L     |     |          |          |          |          | ***practice squad***  |            |            |          |          |          |          |          |          |          |
| 11/15 Chi-L        |     |          |          |          |          | ***practice squad***  |            |            |          |          |          |          |          |          |          |
| 11/22 at Bal-L     |     |          |          |          |          | ***practice squad***  |            |            |          |          |          |          |          |          |          |
| 11/29 at Cin-L     |     |          |          |          |          | ***practice squad***  |            |            |          |          |          |          |          |          |          |
| 12/06 Ari-L        |     |          |          |          |          | ***practice squad***  |            |            |          |          |          |          |          |          |          |
| 12/13 Det-W        |     | 1        | 0        | 0        | 0        | 0                     | 0.0        | 0.0        | 0        | 0        | -        | 0        | 0        | 0        | 0        |
| 12/17 TB-W         |     |          |          |          |          | ***inactive***        |            |            |          |          |          |          |          |          |          |
| 12/27 at Sea-W     |     |          |          |          |          | ***inactive***        |            |            |          |          |          |          |          |          |          |
| 1/03 at SF-L       |     |          |          |          |          | ***injured reserve*** |            |            |          |          |          |          |          |          |          |
| <b>2015 TOTALS</b> |     | <b>1</b> | <b>0</b> | <b>0</b> | <b>0</b> | <b>0</b>              | <b>0.0</b> | <b>0.0</b> | <b>0</b> | <b>0</b> | <b>-</b> | <b>0</b> | <b>0</b> | <b>0</b> | <b>0</b> |

## BROWNS COMPENSATORY PICK HISTORY

The Browns have been awarded nine compensatory draft picks, including three in the 2016 NFL Draft.

Under the rules for compensatory draft selections, a team losing more or better compensatory free agents than it acquires in the previous year is eligible to receive compensatory draft picks. The number of picks a team receives equals the net loss of compensatory free agents up to a maximum of four. Compensatory free agents are determined by a formula based on salary, playing time and postseason honors. The formula was developed by the NFL Management Council. Not every free agent lost or signed by a club is covered by this formula.

### BROWNS COMPENSATORY DRAFT PICKS (1994-2014)

| Year | Round (overall) | Player          | Pos. | School           |
|------|-----------------|-----------------|------|------------------|
| 2001 | 7 (245)         | Andre King      | WR   | Miami (Fla.)     |
| 2011 | 7 (248)         | Eric Hagg       | DB   | Nebraska         |
| 2012 | 6 (204)         | Emmanuel Acho   | LB   | Texas            |
| 2012 | 6 (205)         | Billy Winn      | DL   | Boise State      |
| 2012 | 7 (245)         | Trevin Wade     | DB   | Arizona          |
| 2012 | 7 (247)         | Brad Smelley    | TE   | Alabama          |
| 2016 | 4 (138)         | Seth DeValve    | TE   | Princeton        |
| 2016 | 5 (172)         | Rashard Higgins | WR   | Colorado State   |
| 2016 | 5 (173)         | Trey Caldwell   | DB   | Louisiana-Monroe |





## VETERANS

# JORDAN POYER

**POSITION** ▶ DEFENSIVE BACK  
**SCHOOL** ▶ OREGON STATE

# 33



**HT:** 6-0 // **WT:** 191 // **BORN:** 4/25/91 // **ACQUIRED:** W. [PHI.] - '13 // **NFL EXPERIENCE:** FOURTH YEAR

Selected by Philadelphia Eagles as second of three seventh-round choices (218th overall) in 2013 NFL Draft, April 27, 2013...Waived by Eagles, Oct. 19, 2013...Claimed off waivers by Cleveland Browns, Oct. 21, 2013.

### SEASONAL REVIEWS:

**2015:** Played in 14 games, starting four at safety (three FS, one SS)...Registered career-high 37 tackles...Recorded first career sack and first two INTs...Added four passes defended and one fumble recovery...Posted nine special-teams tackles...[10/25] at STL: Registered career-high 10 tackles, one tackle for loss and first career fumble recovery...[11/15] at Pit.: In fourth quarter, picked off Ben Roethlisberger to earn first career INT...[12/13] vs. SF: In 24-10 victory, recorded two tackles, including first career sack...[1/3] vs. Pit.: Started at FS, recording three solo tackles, one interception and two passes defended.

**2014:** Played in all 16 games as a reserve...Finished second on team with 13 special-teams tackles...Added nine tackles on defense...Returned seven punts for 28 yards...[9/14] vs. NO: During 26-24 victory, forced fumble on final kickoff as time expired to seal victory.

**2013:** Played in 12 total games, three with Philadelphia and nine with Cleveland...Notched 11 tackles with the Browns...Served as Browns primary punt returner over final six contests...Averaged 14.3 yards per punt return...Finished tied for fourth on Browns with six special-teams tackles...[9/9] at Was.: With Eagles, notched two tackles and one special-teams tackle in NFL debut.

**College:** Oregon State's first consensus All-American since John Didion in 1967...Was a 2012 semifinalist for the Bednarik Award, given to the nation's top defensive player, and collected All-PAC-12 accolades in each of his final two seasons...Primarily a baseball prospect out of high school, drew little football recruiting interest...Intercepted 13 career passes...Finished tied for second in the nation with seven interceptions as a senior, including three vs. Washington State...Returned interceptions for TDs against BYU in back-to-back seasons...Missed just one game as a college

### AT A GLANCE

- ▶ **Drafted by the Florida Marlins in the 42nd round of the 2009 Major League Baseball amateur draft after going 25-6 as a pitcher in high school.**
- ▶ **One of Oregon's most decorated prep athletes, won Player of the Year honors in three sports.**
- ▶ **Enjoys mentoring at-risk youth, inspired by his mom, who works at an Oregon juvenile-detention facility.**
- ▶ **Grandfather, Lynn Baxter, was a two-sport star at Oregon State (track and basketball) and helped the Beavers advance deep into the NCAA basketball tournament in the early 1960s.**
- ▶ **Worked as a veterinary assistant in high school.**

player [knee injury in 2012]...Also returned punts, setting a Reser Stadium record with an 85-yard TD return vs. UCLA in 2011...Played as a true freshman in 2009.

**Personal:** Given name is Jordan Lynn-Baxter Poyer...Nicknamed J-Po...Born in Dallas, Ore...Grandfather, Lynn Baxter, was a two-sport star at Oregon State (track and basketball) and helped the Beavers advance deep into the NCAA basketball tournament in the early 1960s...Step father, Faalaeo Poyer, played TE at Eastern New Mexico...Mother, Julie, played softball at Oregon State before transferring to Eastern New Mexico, where she transitioned to basketball; she also played volleyball at Chemeketa Community Col-



# POYER continued...

lege...**High School:** Won four significant awards as a senior at Astoria (Ore.) High School...A QB and S, garnered Class 4A State Player of the Year honors on both offense and defense...A pitcher and outfielder in baseball, led his team to two state titles and also claimed the state's Player of the Year award...Over the winter, voted his conference's Player of the Year in basketball...In three years of varsity football, accounted for 123 TDs...Guided his baseball team to the 2009 Oregon championship, just before the Florida Marlins selected him in the 42nd round of the Major League Baseball amateur draft...Finished 25-6 as a pitcher...A forward

in basketball, also picked up honorable-mention all-state honors, averaging almost 18 points and eight boards...**Community Involvement:** Enjoys mentoring at-risk youth, inspired by his mom, who works at an Oregon juvenile-detention facility...Participated in Joe Haden's celebrity softball tournament in 2014 and won the event's home run derby contest...**Hobbies/Interests:** Enjoys sand volleyball, jet skiing and all water sports...Favorite movie is The Wood... Considers his mom's spaghetti the best food on the planet... Worked as a veterinary assistant in high school.

## JORDAN POYER ▶ CAREER STATS

| Year                     | Team         | TACKLES |    |     |      |      |     | INTERCEPTIONS |    |     |    |    | FUMBLES |    |    |     |   |
|--------------------------|--------------|---------|----|-----|------|------|-----|---------------|----|-----|----|----|---------|----|----|-----|---|
|                          |              | GP      | GS | Tot | Solo | Asst | Sk  | Yds           | No | Yds | Lg | TD | PD      | FF | FR | Yds |   |
| 2013                     | Philadelphia | 3       | 0  | 2   | 1    | 1    | 0.0 | 0.0           | 0  | -   | -  | 0  | 0       | 0  | 0  | 0   | 0 |
|                          | Cleveland    | 9       | 0  | 11  | 11   | 0    | 0.0 | 0.0           | 0  | -   | -  | 0  | 0       | 0  | 0  | 0   | 0 |
| 2014                     | Cleveland    | 16      | 0  | 9   | 5    | 4    | 0.0 | 0.0           | 0  | -   | -  | 0  | 0       | 1  | 0  | 0   |   |
| 2015                     | Cleveland    | 14      | 4  | 37  | 25   | 12   | 1.0 | 0.0           | 2  | 24  | 12 | 0  | 4       | 0  | 1  | 0   |   |
| NFL totals (three years) |              | 42      | 4  | 59  | 42   | 17   | 1.0 | 0.0           | 2  | 24  | 12 | 0  | 4       | 0  | 1  | 0   |   |

### KICKOFF RETURNS

| Year                     | Team         | No | Yds | Avg  | Lg | TD |
|--------------------------|--------------|----|-----|------|----|----|
| 2013                     | Philadelphia | 0  | 0   | -    | -  | 0  |
|                          | Cleveland    | 0  | 0   | -    | -  | 0  |
| 2014                     | Cleveland    | 1  | 14  | 14.0 | 14 | 0  |
| 2015                     | Cleveland    | 0  | 0   | -    | -  | 0  |
| NFL totals (three years) |              | 1  | 14  | 14.0 | 14 | 0  |

### PUNT RETURNS

| Year                     | Team         | No | FC | Yds | Avg  | Lg | TD |
|--------------------------|--------------|----|----|-----|------|----|----|
| 2013                     | Philadelphia | 0  | 0  | 0   | -    | -  | 0  |
|                          | Cleveland    | 8  | 7  | 114 | 14.3 | 38 | 0  |
| 2014                     | Cleveland    | 7  | 2  | 28  | 4.0  | 8  | 0  |
| 2015                     | Cleveland    | 0  | 0  | 0   | -    | -  | 0  |
| NFL totals (three years) |              | 15 | 9  | 142 | 9.5  | 38 | 0  |

**ADDITIONAL STATISTICS:** Rushed for 10 yards and first down, at KC, 12/27/15. **Career interceptions** – Ben Roethlisberger (2). **Career sacks** – Blaine Gabbert (1.0). **Special-teams tackles** – 7 in 2013 (1 with Phi.; 6 with Cle.); 13 in 2014; 7 in 2015; NFL totals: 27.

**SINGLE-GAME HIGHS & CAREER MILESTONES:** **TACKLES:** Total – 10, at STL, 10/28/15. **Solo** – 6, at NE, 12/8/13. **INTERCEPTIONS:** 2, at Pit., 11/15/15; vs. Pit., 1/3/16. **Yards** – None. **TDs** – None. **Long** – None. **PASSES DEFENSED:** 2, vs. Pit., 1/3/16. **SACKS:** 1.0, vs. SF, 12/13/15. **FUMBLES:** **Forced** – None. **Recovered** – 1, at STL, 10/25/15. **KICKOFF RETURNS:** **Attempts** – 1, at Ten., 10/5/14. **Yards** – 14, at Ten., 10/5/14. **Long** – 14, at Ten., 10/5/14. **PUNT RETURNS:** **Attempts** – 4, at Ten., 10/5/14. **Yards** – 49, vs. Jax., 12/1/13. **Long** – 29, at NYJ, 12/22/13. **NFL debut:** at Was., 9/9/13 (with Phi.). **First NFL start:** vs. Den., 10/18/15. **First NFL interception:** 1, at Pit., 11/11/15 (B.Roethlisberger). **First NFL sack:** None. **First NFL forced fumble:** None.

## JORDAN POYER ▶ GAME-BY-GAME STATS

### 2015, CLEVELAND

| Date           | Opp  | GP | GS | Tot | So | As | Sk  | Yd  | Int | Yd | Lg | TD | PD | FF | FR |
|----------------|------|----|----|-----|----|----|-----|-----|-----|----|----|----|----|----|----|
| 09/13 at NYJ-L |      | 1  |    | 2   | 0  | 2  | 0.0 | 0.0 | 0   | -  | -  | 0  | 1  | 0  | 0  |
| 09/20 Ten-W    |      | 1  |    | 0   | 0  | 0  | 0.0 | 0.0 | 0   | -  | -  | 0  | 0  | 0  | 0  |
| 09/27 Oak-L    |      | 1  |    | 2   | 2  | 0  | 0.0 | 0.0 | 0   | -  | -  | 0  | 0  | 0  | 0  |
| 10/04 at SD-L  |      | 1  |    | 2   | 2  | 0  | 0.0 | 0.0 | 0   | -  | -  | 0  | 0  | 0  | 0  |
| 10/11 at Bal-W |      | 1  |    | 8   | 5  | 3  | 0.0 | 0.0 | 0   | -  | -  | 0  | 0  | 0  | 0  |
| 10/18 Den-L    | 1 FS |    |    | 2   | 2  | 0  | 0.0 | 0.0 | 0   | -  | -  | 0  | 0  | 0  | 0  |
| 10/25 at StL-L | 1 FS |    |    | 10  | 5  | 5  | 0.0 | 0.0 | 0   | -  | -  | 0  | 0  | 0  | 1  |
| 11/01 Ari-L    |      |    |    |     |    |    |     |     |     |    |    |    |    |    |    |
| 11/05 at Cin-L |      |    |    |     |    |    |     |     |     |    |    |    |    |    |    |
| 11/15 at Pit-L | 1 SS |    |    | 4   | 2  | 2  | 0.0 | 0.0 | 1   | 12 | 12 | 0  | 1  | 0  | 0  |
| 11/30 Bal-L    | 1    |    |    | 1   | 1  | 0  | 0.0 | 0.0 | 0   | -  | -  | 0  | 0  | 0  | 0  |
| 12/06 Cin-L    | 1    |    |    | 1   | 1  | 0  | 0.0 | 0.0 | 0   | -  | -  | 0  | 0  | 0  | 0  |
| 12/13 SF-W     | 1    |    |    | 2   | 2  | 0  | 1.0 | 0.0 | 0   | -  | -  | 0  | 0  | 0  | 0  |
| 12/20 at Sea-L | 1    |    |    | 0   | 0  | 0  | 0.0 | 0.0 | 0   | -  | -  | 0  | 0  | 0  | 0  |
| 12/27 at KC-L  | 1    |    |    | 0   | 0  | 0  | 0.0 | 0.0 | 0   | -  | -  | 0  | 0  | 0  | 0  |
| 01/03 Pit-L    | 1 FS |    |    | 3   | 3  | 0  | 0.0 | 0.0 | 1   | 12 | 12 | 0  | 2  | 0  | 0  |
| 2015 TOTALS    |      | 14 | 4  | 37  | 25 | 12 | 1.0 | 0.0 | 2   | 24 | 24 | 0  | 4  | 0  | 1  |



# VETERANS

## POYER continued...

### 2014, CLEVELAND

| Date               | Opp   | GP        | GS       | Tot      | So       | As       | Sk         | Yd         | Int      | Yd       | Lg       | TD       | PD       | FF       | FR       |
|--------------------|-------|-----------|----------|----------|----------|----------|------------|------------|----------|----------|----------|----------|----------|----------|----------|
| 09/07 at           | Pit-L | 1         |          | 0        | 0        | 0        | 0.0        | 0.0        | 0        | -        | -        | 0        | 0        | 0        | 0        |
| 09/14              | NO-W  | 1         |          | 0        | 0        | 0        | 0.0        | 0.0        | 0        | -        | -        | 0        | 0        | 0        | 0        |
| 09/21              | Bal-L | 1         |          | 1        | 1        | 0        | 0.0        | 0.0        | 0        | -        | -        | 0        | 0        | 0        | 0        |
| 10/05 at           | Ten-W | 1         |          | 0        | 0        | 0        | 0.0        | 0.0        | 0        | -        | -        | 0        | 0        | 0        | 0        |
| 10/12              | Pit-W | 1         |          | 0        | 0        | 0        | 0.0        | 0.0        | 0        | -        | -        | 0        | 0        | 0        | 0        |
| 10/19 at           | Jax-L | 1         |          | 0        | 0        | 0        | 0.0        | 0.0        | 0        | -        | -        | 0        | 0        | 0        | 0        |
| 10/26              | Oak-W | 1         |          | 0        | 0        | 0        | 0.0        | 0.0        | 0        | -        | -        | 0        | 0        | 0        | 0        |
| 11/02              | TB-W  | 1         |          | 0        | 0        | 0        | 0.0        | 0.0        | 0        | -        | -        | 0        | 0        | 0        | 0        |
| 11/06 at           | Cin-W | 1         |          | 0        | 0        | 0        | 0.0        | 0.0        | 0        | -        | -        | 0        | 0        | 0        | 0        |
| 11/16              | Hou-L | 1         |          | 0        | 0        | 0        | 0.0        | 0.0        | 0        | -        | -        | 0        | 0        | 0        | 0        |
| 11/23 at           | Atl-W | 1         |          | 0        | 0        | 0        | 0.0        | 0.0        | 0        | -        | -        | 0        | 0        | 0        | 0        |
| 11/30 at           | Buf-L | 1         |          | 0        | 0        | 0        | 0.0        | 0.0        | 0        | -        | -        | 0        | 0        | 0        | 0        |
| 12/07              | Ind-L | 1         |          | 1        | 1        | 0        | 0.0        | 0.0        | 0        | -        | -        | 0        | 0        | 0        | 0        |
| 12/14              | Cin-L | 1         |          | 4        | 2        | 2        | 0.0        | 0.0        | 0        | -        | -        | 0        | 0        | 0        | 0        |
| 12/21 at           | Car-L | 1         |          | 1        | 0        | 1        | 0.0        | 0.0        | 0        | -        | -        | 0        | 0        | 0        | 0        |
| 12/28 at           | Bal-L | 1         |          | 2        | 1        | 1        | 0.0        | 0.0        | 0        | -        | -        | 0        | 0        | 0        | 0        |
| <b>2014 TOTALS</b> |       | <b>16</b> | <b>0</b> | <b>9</b> | <b>5</b> | <b>4</b> | <b>0.0</b> | <b>0.0</b> | <b>0</b> | <b>-</b> | <b>-</b> | <b>0</b> | <b>0</b> | <b>0</b> | <b>0</b> |

### 2013, PHILADELPHIA

| Date              | Opp   | GP       | GS       | Tot      | So       | As       | Sk             | Yd         | Int      | Yd       | Lg       | TD       | PD       | FF       | FR       |
|-------------------|-------|----------|----------|----------|----------|----------|----------------|------------|----------|----------|----------|----------|----------|----------|----------|
| 09/09 at          | Was-W | 1        |          | 2        | 1        | 1        | 0.0            | 0.0        | 0        | -        | -        | 0        | 0        | 0        | 0        |
| 09/15             | SD-L  | 1        |          | 0        | 0        | 0        | 0.0            | 0.0        | 0        | -        | -        | 0        | 0        | 0        | 0        |
| 09/19             | KC-L  |          |          |          |          |          | ***inactive*** |            |          |          |          |          |          |          |          |
| 09/29 at          | Den-L | 1        |          | 0        | 0        | 0        | 0.0            | 0.0        | 0        | -        | -        | 0        | 0        | 0        | 0        |
| <b>PHI TOTALS</b> |       | <b>3</b> | <b>0</b> | <b>2</b> | <b>1</b> | <b>1</b> | <b>0.0</b>     | <b>0.0</b> | <b>0</b> | <b>-</b> | <b>-</b> | <b>0</b> | <b>0</b> | <b>0</b> | <b>0</b> |

### 2013, CLEVELAND

| Date               | Opp   | GP        | GS       | Tot       | So        | As       | Sk         | Yd         | Int      | Yd       | Lg       | TD       | PD       | FF       | FR       |
|--------------------|-------|-----------|----------|-----------|-----------|----------|------------|------------|----------|----------|----------|----------|----------|----------|----------|
| 10/27 at           | KC-L  | 1         |          | 0         | 0         | 0        | 0.0        | 0.0        | 0        | -        | -        | 0        | 0        | 0        | 0        |
| 11/03              | Bal-W | 1         |          | 0         | 0         | 0        | 0.0        | 0.0        | 0        | -        | -        | 0        | 0        | 0        | 0        |
| 11/17 at           | Cin-L | 1         |          | 0         | 0         | 0        | 0.0        | 0.0        | 0        | -        | -        | 0        | 0        | 0        | 0        |
| 11/24              | Pit-L | 1         |          | 0         | 0         | 0        | 0.0        | 0.0        | 0        | -        | -        | 0        | 0        | 0        | 0        |
| 12/01              | Jax-L | 1         |          | 0         | 0         | 0        | 0.0        | 0.0        | 0        | -        | -        | 0        | 0        | 0        | 0        |
| 12/08 at           | NE-L  | 1         |          | 6         | 6         | 0        | 0.0        | 0.0        | 0        | -        | -        | 0        | 0        | 0        | 0        |
| 12/15              | Chi-L | 1         |          | 0         | 0         | 0        | 0.0        | 0.0        | 0        | -        | -        | 0        | 0        | 0        | 0        |
| 12/22 at           | NYJ-L | 1         |          | 3         | 3         | 0        | 0.0        | 0.0        | 0        | -        | -        | 0        | 0        | 0        | 0        |
| 12/29 at           | Pit-L | 1         |          | 2         | 2         | 0        | 0.0        | 0.0        | 0        | -        | -        | 0        | 0        | 0        | 0        |
| <b>CLE TOTALS</b>  |       | <b>9</b>  | <b>0</b> | <b>11</b> | <b>11</b> | <b>0</b> | <b>0.0</b> | <b>0.0</b> | <b>0</b> | <b>-</b> | <b>-</b> | <b>0</b> | <b>0</b> | <b>0</b> | <b>0</b> |
| <b>2013 TOTALS</b> |       | <b>12</b> | <b>0</b> | <b>13</b> | <b>12</b> | <b>1</b> | <b>0.0</b> | <b>0.0</b> | <b>0</b> | <b>-</b> | <b>-</b> | <b>0</b> | <b>0</b> | <b>0</b> | <b>0</b> |



## VETERANS

# TERRELLE PRYOR

**POSITION** ▶ WIDE RECEIVER

**SCHOOL** ▶ OHIO STATE

# 11



**HT:** 6-4 // **WT:** 223 // **BORN:** 6/20/89 // **ACQUIRED:** FA - '15 // **NFL EXPERIENCE:** FOURTH YEAR

Originally drafted by Oakland Raiders after his junior season in the third round of the 2011 NFL Supplemental Draft on Aug. 22, 2011...Placed on reserved/suspended by commissioner on Sept. 3, 2011...Reinstated by commissioner, Oct. 10, 2011...Traded by Raiders to Seattle Seahawks for 2014 seventh-round selection on April 21, 2014...Waived by Seattle on Aug. 30, 2014...Signed by Kansas City Chiefs on Jan. 8, 2015...Waived by Chiefs on May 5, 2015...Signed by Cincinnati Bengals on May 10, 2015...Waived by Cincinnati on June 18, 2015...Claimed off waivers by Cleveland Browns on June 22, 2015...Waived by the Browns, Sept. 10, 2015...Signed by the Browns, Dec. 2, 2015.

### CAREER HIGHLIGHTS:

Recorded the longest run in Raiders history and the longest rush in NFL history by a quarterback with a 93-yard touchdown run on the first play from scrimmage vs. Pittsburgh [10/27/13]...Set the Raiders single-game franchise record for rushing yards by a quarterback with 112 yards at Indianapolis [9/8/13].

### SEASONAL REVIEWS:

**2015:** Played in three games, starting two at WR...Made one catch for 42 yards...Rushed once for loss of 1 yard.

**2014:** Spent training camp with Seattle prior to being released during final roster cuts.

**2013:** Started nine of 11 games played...Completed 156 of 272 passes [57.4 percent] for 1,798 yards with seven TDs and 11 interceptions for a 69.1 rating...Posted a 3-6 record as a starting QB...Inactive in two games and did not play in three contests...[9/15] vs. Jax.: Won first NFL game as starting QB, passing for 126 yards with no INTs and rushing for 50 yards on nine attempts...[10/6] vs. SD: In 27-17 victory, completed 18 of 23 passes [career-high 78.3 percent] for 221 yards with two TDs and zero interceptions for career-best 135.7 passer rating...[10/27] vs. Pit.: On first play from scrimmage, ran for career-long 93-yard TD, the longest rush in NFL history by a quarterback.

**2012:** Played in three games, with one start; inactive for first 11 games and dressed but did not play in two contests...In 69 total offensive plays, completed 14 of 30 passes [46.7 percent] for 155 yards, with two touchdowns and one interception, a 70.8 passer rating...Also ran for 51 yards on 10 carries [5.1 avg.] with one touchdown and caught one pass for 22 yards...[12/30] at SD: With Carson Palmer [ribs, lung] inactive, made his first NFL start...Threw first career TD pass on a 9-yard connection with Darrius Heyward-Bey.

### AT A GLANCE

▶ Before converting to WR, played in 15 games with 10 starts at QB for Oakland, passing for 1,953 yards on 170 completions in 302 attempts, with nine touchdowns and 12 interceptions. Also rushed 93 times for 627 yards with three touchdowns with the Raiders.

▶ Recorded the longest run in Raiders history and the longest rush in NFL history by a quarterback with a 93-yard touchdown run on the first play from scrimmage vs. Pittsburgh [10/27/13].

▶ After becoming only the second true freshman to start at QB for the Buckeyes, led Ohio State to a 31-4 record as a starter and was named the MVP of the 2010 Sugar Bowl and 2009 Rose Bowl.

▶ Enjoys playing the violin and piano in his spare time.

**2011:** Played one snap as a rookie...Inactive for four games...Did not play in five games.

**College:** Led Ohio State to a 31-4 record as a starter...Totaled 57 career TD passes to tie Bobby Hoying for most all-time at Ohio State...Accounted for 76 career TDs [57 passing, 17 rushing, two receiving]...Completed 477 of 783 passes [60.9 percent] for 6,177 yards...Rushed for 2,164 yards on 436 carries [5.0 avg.]...As a 2010 junior, his final campaign, completed 65 percent of his passes for 2,772 yards and 27 TDs...Led an offense that averaged 38.8 points per game, second in the Big Ten and 11th in the nation...Ranked 10th nationally in pass efficiency



# PRYOR continued...

[157.9 rating]...Finished as Ohio State's all-time rushing leader among QBs with 2,164 yards, led the Big Ten in 2010 with 25 TD passes in conference play...The 2010 Sugar Bowl MVP, rushed for a career-high 115 yards and threw for 221 yards and two TDs against Arkansas...Responsible for a school-record six TDs in win over Eastern Michigan, throwing for four TDs and adding one score each rushing and receiving...Completed a school-record 16 consecutive passes, against Ohio...An honorable-mention All-Big Ten selection as a sophomore, was 167 for 295 for 2,094 yards, with 18 TDs; also Ohio State's leading rusher with 779 yards...Had six TD passes and only two INT in last five games of regular season, all wins to clinch Big Ten title...Named Rose Bowl MVP...A Big Ten all-academic selection...Went 8-1 as starting QB as a true freshman, earning Big Ten Freshman of the Year...Was 100 for 165 (60.6) passing for 1,311 yards and 12 scores...Also rushed for 631 yards and six TD...Became only the second true freshman to start at quarterback for the Buckeyes.

**Personal:** Given name is Terrelle Stephen Pryor...Native of Jeannette, Pa...Has a son, Terrelle II...Cousin to former MLB player Ken Griffey Jr. and former NFL QB Charlie Batch...**High School:** Attended Jeannette High School, leading the team to 16-0 record and the PIAA and WPIAL titles...Named the USA Today and Parade Player of Year...Had 4,238 career rushing yards and 4,340 passing yards, the first 4,000-4,000 year ever in Pennsylvania...Posted 1,899 rushing and 1,889 passing yards as a senior, accounting for 58 TDs...Received the MVP award for the U.S. Army All-American Bowl...Won consecutive Pittsburgh Post-Gazette and Pittsburgh Tribune-Review Player of the Year Awards as a junior and senior...Also helped the basketball team to WPIAL and PIAA titles...**Community Involvement:** Assists with youth programs, children's hospital visits...Interested in giving back to children and single-moms...**Hobbies/Interests:** Enjoys playing the violin and piano in his spare time...Interested in clothing and fashion...Favorite movie is The Godfather and favorite TV show is The People vs. O.J. Simpson.

## TERRELLE PRYOR ▶ CAREER STATS

| Year                           | Team      | RECEIVING |           |          |           |             |           |          | RUSHING   |            |            |            |          |
|--------------------------------|-----------|-----------|-----------|----------|-----------|-------------|-----------|----------|-----------|------------|------------|------------|----------|
|                                |           | GP        | GS        | No       | Yds       | Avg         | Lg        | TD       | No        | Yds        | Avg        | Lg         | TD       |
| 2011                           | Oakland   | 1         | 0         | 0        | 0         | -           | -         | 0        | 0         | 0          | -          | -          | 0        |
| 2012                           | Oakland   | 3         | 1         | 1        | 22        | 22.0        | 22        | 0        | 10        | 51         | 5.1        | 9          | 1        |
| 2013                           | Oakland   | 11        | 9         | 0        | 0         | -           | -         | 0        | 83        | 576        | 6.9        | 93T        | 2        |
| 2015                           | Cleveland | 3         | 2         | 1        | 42        | 42.0        | 42        | 0        | 1         | -1         | -1.0       | -1         | 0        |
| <b>NFL totals (four years)</b> |           | <b>18</b> | <b>12</b> | <b>2</b> | <b>64</b> | <b>32.0</b> | <b>42</b> | <b>0</b> | <b>94</b> | <b>626</b> | <b>6.7</b> | <b>93T</b> | <b>3</b> |

| Year                           | Team      | PASSING   |           |            |            |             | Yds/         |            |          |           |            | Yds       |            |             |
|--------------------------------|-----------|-----------|-----------|------------|------------|-------------|--------------|------------|----------|-----------|------------|-----------|------------|-------------|
|                                |           | GP        | GS        | Att        | Cmp        | Pct         | Yds          | Att        | TD       | Int       | Lg         | Sk        | Lst        | Rating      |
| 2011                           | Oakland   | 1         | 0         | 0          | 0          | -           | 0            | -          | 0        | 0         | 0          | 0         | 0          | -           |
| 2012                           | Oakland   | 3         | 1         | 30         | 14         | 46.7        | 155          | 5.2        | 2        | 1         | 38         | 0         | 0          | 70.8        |
| 2013                           | Oakland   | 11        | 9         | 272        | 156        | 57.4        | 1,798        | 6.6        | 7        | 11        | 73T        | 31        | 203        | 69.1        |
| 2015                           | Cleveland | 2         | 1         | 0          | 0          | -           | 0            | -          | 0        | 0         | 0          | 0         | 0          | -           |
| <b>NFL totals (four years)</b> |           | <b>17</b> | <b>11</b> | <b>302</b> | <b>170</b> | <b>56.3</b> | <b>1,953</b> | <b>6.5</b> | <b>9</b> | <b>12</b> | <b>73T</b> | <b>31</b> | <b>203</b> | <b>69.3</b> |

**ADDITIONAL STATISTICS:** Career record as starting QB – 3-7 (.300). 300-yard passing games – None. Multiple-TD pass games – 3 (2, at SD, 12/30/12; 2, vs. SD, 10/6/13; 2, vs. Den., 12/29/13). FUMBLES: 7 (2 lost) in 2013.

**SINGLE-GAME HIGHS & CAREER MILESTONES:** RECEIVING: Receptions – 1, twice: at Car., 12/23/12; vs. Pit., 1/6/16. Yards – 42, vs. Pit., 1/6/16. TDs – None. Long – 42, vs. Pit., 1/6/16. NFL debut: vs. KC, 10/23/11. First NFL start: vs. KC, 10/23/11. First NFL reception: at Car., 12/23/12 (22 yards, C. Palmer). RUSHING: Attempts – 13, at Ind., 9/8/13. Yards – 112, at Ind., 9/8/13. TDs – 1, three times; last: at NYG, 11/10/13. Long – 93T, 10/27/13.



# PRYOR continued...

## TERRELLE PRYOR ▶ GAME-BY-GAME STATS

### 2015, CLEVELAND

| Date               | Opp | GP       | GS       | No                                 | Yds       | Avg         | Lg        | TD       |
|--------------------|-----|----------|----------|------------------------------------|-----------|-------------|-----------|----------|
| 09/13 at NYJ-L     |     |          |          | ***not with team***                |           |             |           |          |
| 09/20 Ten-W        |     |          |          | ***not with team***                |           |             |           |          |
| 09/27 Oak-L        |     |          |          | ***not with team***                |           |             |           |          |
| 10/04 at SD-L      |     |          |          | ***not with team***                |           |             |           |          |
| 10/11 at Bal-W     |     |          |          | ***not with team***                |           |             |           |          |
| 10/18 Den-L        |     |          |          | ***not with team***                |           |             |           |          |
| 10/25 at StL-L     |     |          |          | ***not with team***                |           |             |           |          |
| 11/01 Ari-L        |     |          |          | ***not with team***                |           |             |           |          |
| 11/05 at Cin-L     |     |          |          | ***not with team***                |           |             |           |          |
| 11/15 at Pit-L     |     |          |          | ***not with team***                |           |             |           |          |
| 11/30 Bal-L        |     |          |          | ***not with team***                |           |             |           |          |
| 12/06 Cin-L        |     |          |          | ***inactive -- coach's decision*** |           |             |           |          |
| 12/13 SF-W         |     | 1        | 0        | 0                                  | 0         | -           | -         | 0        |
| 12/20 at Sea-L     |     | 1        | WR       | 0                                  | 0         | -           | -         | 0        |
| 12/27 at KC-L      |     |          |          | ***inactive -- coach's decision*** |           |             |           |          |
| 01/03 Pit-L        |     | 1        | WR       | 1                                  | 42        | 42.0        | 42        | 0        |
| <b>2015 TOTALS</b> |     | <b>3</b> | <b>2</b> | <b>1</b>                           | <b>42</b> | <b>42.0</b> | <b>42</b> | <b>0</b> |

### 2013, OAKLAND

| Date               | Opp | GP        | GS       | PASSING    |            |              |             |          |           |                            |           | RUSHING     |           |            |          |
|--------------------|-----|-----------|----------|------------|------------|--------------|-------------|----------|-----------|----------------------------|-----------|-------------|-----------|------------|----------|
|                    |     |           |          | Att        | Cmp        | Yds          | Pct         | TD       | INT       | LG                         | SK        | Rtg         | Att       | Yds        | TD       |
| 09/08 at Ind-L     | QB  | 1         | QB       | 29         | 19         | 217          | 65.5        | 1        | 2         | 41                         | 1         | 70.6        | 13        | 112        | 0        |
| 09/15 Jax-W        | QB  | 1         | QB       | 24         | 15         | 126          | 62.5        | 0        | 0         | 17                         | 3         | 76.0        | 9         | 50         | 0        |
| 09/23 at Den-L     | QB  | 1         | QB       | 28         | 19         | 281          | 67.9        | 1        | 0         | 73T                        | 3         | 112.4       | 4         | 36         | 0        |
| 09/29 Was-L        |     |           |          |            |            |              |             |          |           | ***inactive***             |           |             |           |            |          |
| 10/06 SD-W         | QB  | 1         | QB       | 23         | 18         | 221          | 78.3        | 2        | 0         | 44T                        | 4         | 135.7       | 11        | 31         | 0        |
| 10/13 at KC-L      | QB  | 1         | QB       | 34         | 18         | 216          | 52.9        | 1        | 3         | 39T                        | 9         | 45.7        | 7         | 56         | 0        |
| 10/27 Pit-W        | QB  | 1         | QB       | 19         | 10         | 88           | 52.6        | 0        | 2         | 18                         | 2         | 25.7        | 9         | 106        | 1        |
| 11/03 Phi-L        | QB  | 1         | QB       | 41         | 22         | 288          | 53.7        | 0        | 2         | 66                         | 3         | 55.7        | 10        | 94         | 0        |
| 11/10 at NYG-L     | QB  | 1         | QB       | 26         | 11         | 122          | 42.3        | 0        | 1         | 23                         | 4         | 40.9        | 5         | 19         | 1        |
| 11/17 at Hou-W     |     |           |          |            |            |              |             |          |           | ***inactive***             |           |             |           |            |          |
| 11/24 Ten-L        |     |           |          |            |            |              |             |          |           | ***active, did not play*** |           |             |           |            |          |
| 11/28 at Dal-L     |     |           |          |            |            |              |             |          |           | ***active, did not play*** |           |             |           |            |          |
| 12/08 at NYJ-L     |     | 1         |          | 5          | 2          | 20           | 40.0        | 0        | 0         | 11                         | 0         | 52.1        | 3         | 4          | 0        |
| 12/15 KC-L         |     | 1         |          | 5          | 1          | 12           | 20.0        | 0        | 1         | 12                         | 0         | 0.0         | 3         | 19         | 0        |
| 12/22 at SD-L      |     |           |          |            |            |              |             |          |           | ***active, did not play*** |           |             |           |            |          |
| 12/29 Den-L        | QB  | 1         | QB       | 38         | 21         | 207          | 55.3        | 2        | 0         | 24                         | 2         | 88.4        | 9         | 49         | 0        |
| <b>2013 Totals</b> |     | <b>11</b> | <b>9</b> | <b>156</b> | <b>156</b> | <b>1,798</b> | <b>57.4</b> | <b>7</b> | <b>11</b> | <b>73T</b>                 | <b>31</b> | <b>69.1</b> | <b>83</b> | <b>576</b> | <b>2</b> |

### 2012, OAKLAND

| Date               | Opp | GP       | GS       | PASSING   |           |            |             |          |          |                            |          | RUSHING     |           |           |          |
|--------------------|-----|----------|----------|-----------|-----------|------------|-------------|----------|----------|----------------------------|----------|-------------|-----------|-----------|----------|
|                    |     |          |          | Att       | Cmp       | Yds        | Pct         | TD       | INT      | LG                         | SK       | Rtg         | Att       | Yds       | TD       |
| 09/10 SD-L         |     |          |          |           |           |            |             |          |          | ***inactive***             |          |             |           |           |          |
| 09/16 at Mia-L     |     |          |          |           |           |            |             |          |          | ***inactive***             |          |             |           |           |          |
| 09/23 Pit-W        |     |          |          |           |           |            |             |          |          | ***inactive***             |          |             |           |           |          |
| 09/30 at Den-L     |     |          |          |           |           |            |             |          |          | ***inactive***             |          |             |           |           |          |
| 10/14 at Atl-L     |     |          |          |           |           |            |             |          |          | ***inactive***             |          |             |           |           |          |
| 10/21 Jax-W        |     |          |          |           |           |            |             |          |          | ***inactive***             |          |             |           |           |          |
| 10/28 at KC-W      |     |          |          |           |           |            |             |          |          | ***inactive***             |          |             |           |           |          |
| 11/04 TB-L         |     |          |          |           |           |            |             |          |          | ***inactive***             |          |             |           |           |          |
| 11/11 at Bal-L     |     |          |          |           |           |            |             |          |          | ***inactive***             |          |             |           |           |          |
| 11/18 NO-L         |     |          |          |           |           |            |             |          |          | ***inactive***             |          |             |           |           |          |
| 11/25 at Cin-L     |     |          |          |           |           |            |             |          |          | ***inactive***             |          |             |           |           |          |
| 12/02 Cle-L        |     |          |          |           |           |            |             |          |          | ***active, did not play*** |          |             |           |           |          |
| 12/06 Den-L        |     |          |          |           |           |            |             |          |          | ***active, did not play*** |          |             |           |           |          |
| 12/16 KC-W         | QB  | 1        | QB       | 1         | 0         | 0          | 0.0         | 0        | 0        | -                          | 0        | 39.6        | 0         | 0         | 0        |
| 12/23 at Car-L     | QB  | 1        | QB       | 1         | 1         | 5          | 100.0       | 0        | 0        | 5                          | 0        | 87.5        | 1         | 2         | 0        |
| 12/30 at SD-L      | QB  | 1        | QB       | 28        | 13        | 150        | 46.4        | 2        | 1        | 38                         | 0        | 72.0        | 9         | 49        | 1        |
| <b>2012 Totals</b> |     | <b>3</b> | <b>1</b> | <b>30</b> | <b>14</b> | <b>155</b> | <b>46.7</b> | <b>2</b> | <b>1</b> | <b>38</b>                  | <b>0</b> | <b>70.8</b> | <b>10</b> | <b>51</b> | <b>1</b> |



# PRYOR continued...

## 2011, OAKLAND

| Date               | Opp      | GP       | GS       | PASSING  |          |          |          |          |          |          |          |          |          | RUSHING  |          |          |          |          |          |
|--------------------|----------|----------|----------|----------|----------|----------|----------|----------|----------|----------|----------|----------|----------|----------|----------|----------|----------|----------|----------|
|                    |          |          |          | Att      | Cmp      | Yds      | Pct      | TD       | INT      | LG       | SK       | Rtg      | Att      | Yds      | TD       |          |          |          |          |
| 09/12              | at Den-W |          |          |          |          |          |          |          |          |          |          |          |          |          |          |          |          |          |          |
| 09/18              | at Buf-L |          |          |          |          |          |          |          |          |          |          |          |          |          |          |          |          |          |          |
| 09/25              | NYG-W    |          |          |          |          |          |          |          |          |          |          |          |          |          |          |          |          |          |          |
| 10/2               | NE-L     |          |          |          |          |          |          |          |          |          |          |          |          |          |          |          |          |          |          |
| 10/9               | at Hou-W |          |          |          |          |          |          |          |          |          |          |          |          |          |          |          |          |          |          |
| 10/16              | Cle-W    |          |          |          |          |          |          |          |          |          |          |          |          |          |          |          |          |          |          |
| 10/23              | KC-L     | 1        |          | 0        | 0        | 0        | 0        | 0        | 0        | 0        | 0        | 0        | 0        | 0        | 0        | 0        | 0        | 0        | 0        |
| 11/6               | Den-L    |          |          |          |          |          |          |          |          |          |          |          |          |          |          |          |          |          |          |
| 11/10              | at SD-W  |          |          |          |          |          |          |          |          |          |          |          |          |          |          |          |          |          |          |
| 11/20              | at Min-W |          |          |          |          |          |          |          |          |          |          |          |          |          |          |          |          |          |          |
| 11/27              | Chi-W    |          |          |          |          |          |          |          |          |          |          |          |          |          |          |          |          |          |          |
| 12/4               | at Mia-L |          |          |          |          |          |          |          |          |          |          |          |          |          |          |          |          |          |          |
| 12/11              | at GB-L  |          |          |          |          |          |          |          |          |          |          |          |          |          |          |          |          |          |          |
| 12/18              | Det-L    |          |          |          |          |          |          |          |          |          |          |          |          |          |          |          |          |          |          |
| 12/24              | at KC-W  |          |          |          |          |          |          |          |          |          |          |          |          |          |          |          |          |          |          |
| 1/1                | SD-L     |          |          |          |          |          |          |          |          |          |          |          |          |          |          |          |          |          |          |
| <b>2011 TOTALS</b> |          | <b>1</b> | <b>0</b> | <b>0</b> | <b>0</b> | <b>0</b> | <b>0</b> | <b>-</b> | <b>0</b> | <b>0</b> | <b>-</b> | <b>0</b> | <b>-</b> | <b>-</b> | <b>-</b> | <b>0</b> | <b>0</b> | <b>0</b> | <b>0</b> |

## 2012, WASHINGTON

| Date               | Opp      | GP        | GS        | PASSING    |            |              |             |           |          |            |           |              |            | RUSHING    |          |  |  |  |  |
|--------------------|----------|-----------|-----------|------------|------------|--------------|-------------|-----------|----------|------------|-----------|--------------|------------|------------|----------|--|--|--|--|
|                    |          |           |           | Att        | Cmp        | Yds          | Pct         | TD        | INT      | LG         | SK        | Rtg          | Att        | Yds        | TD       |  |  |  |  |
| 09/09              | at NO-W  | 1         | QB        | 26         | 19         | 320          | 73.1        | 2         | 0        | 88T        | 2         | 139.9        | 9          | 42         | 0        |  |  |  |  |
| 09/16              | at StL-L | 1         | QB        | 29         | 20         | 206          | 69.0        | 1         | 1        | 68T        | 1         | 86.3         | 11         | 82         | 2        |  |  |  |  |
| 09/23              | Cin-L    | 1         | QB        | 34         | 21         | 221          | 61.8        | 1         | 0        | 29         | 5         | 90.4         | 13         | 74         | 1        |  |  |  |  |
| 09/30              | at TB-W  | 1         | QB        | 35         | 26         | 323          | 74.3        | 0         | 0        | 30         | 1         | 102.4        | 8          | 36         | 1        |  |  |  |  |
| 10/07              | Atl-L    | 1         | QB        | 15         | 10         | 91           | 66.7        | 0         | 0        | 20         | 2         | 82.9         | 1          | 7          | 0        |  |  |  |  |
| 10/14              | Min-W    | 1         | QB        | 22         | 17         | 182          | 77.3        | 1         | 1        | 30         | 1         | 97.2         | 13         | 138        | 2        |  |  |  |  |
| 10/21              | at NYG-L | 1         | QB        | 28         | 20         | 258          | 71.4        | 2         | 1        | 30T        | 3         | 108.9        | 9          | 89         | 0        |  |  |  |  |
| 10/28              | at Pit-L | 1         | QB        | 34         | 16         | 177          | 47.1        | 1         | 0        | 37         | 1         | 72.8         | 6          | 8          | 0        |  |  |  |  |
| 11/04              | Car-L    | 1         | QB        | 39         | 23         | 215          | 59.0        | 0         | 0        | 25         | 4         | 74.2         | 11         | 53         | 0        |  |  |  |  |
| 11/18              | Phi-W    | 1         | QB        | 15         | 14         | 200          | 93.3        | 4         | 0        | 61T        | 2         | 158.3        | 12         | 84         | 0        |  |  |  |  |
| 11/22              | at Dal-W | 1         | QB        | 27         | 19         | 304          | 70.4        | 4         | 1        | 68T        | 3         | 131.8        | 7          | 29         | 0        |  |  |  |  |
| 12/03              | NYG-W    | 1         | QB        | 21         | 13         | 163          | 61.9        | 1         | 0        | 35         | 0         | 101.9        | 5          | 72         | 0        |  |  |  |  |
| 12/09              | Bal-W    | 1         | QB        | 26         | 15         | 242          | 57.7        | 1         | 0        | 31         | 3         | 101.8        | 7          | 34         | 0        |  |  |  |  |
| 12/16              | at Cle-W |           |           |            |            |              |             |           |          |            |           |              |            |            |          |  |  |  |  |
| 12/23              | at Phi-W | 1         | QB        | 24         | 16         | 198          | 66.7        | 2         | 1        | 29         | 1         | 102.4        | 2          | 4          | 0        |  |  |  |  |
| 12/30              | Dal-W    | 1         | QB        | 18         | 9          | 100          | 50.0        | 0         | 0        | 18         | 1         | 66.9         | 6          | 63         | 1        |  |  |  |  |
| <b>2012 TOTALS</b> |          | <b>15</b> | <b>15</b> | <b>393</b> | <b>258</b> | <b>3,200</b> | <b>65.6</b> | <b>20</b> | <b>5</b> | <b>88T</b> | <b>30</b> | <b>102.4</b> | <b>120</b> | <b>815</b> | <b>7</b> |  |  |  |  |

STAFF

PLAYERS

2015 SEASON

HISTORY

RECORDS

GAME DAY



## VETERANS

# CONNOR SHAW

**POSITION** ▶ QUARTERBACK  
**SCHOOL** ▶ SOUTH CAROLINA

# 9



**HT:** 6-1 // **WT:** 210 // **BORN:** 9/19/91 // **ACQUIRED:** FA - '14 // **NFL EXPERIENCE:** SECOND YEAR

Originally signed by Cleveland as an undrafted free agent on May 12, 2014...Waived by the Browns on Aug. 30, 2014... Added to the Browns' practice squad on Sept. 1, 2014...Elevated to the Browns' active roster on Dec. 27, 2014.

### SEASONAL REVIEWS:

**2015:** Missed the entire season with a thumb injury sustained during the preseason opener...Placed on injured reserve on Sept. 1.

**2014:** Spent the first 16 weeks of the season on the Browns' practice squad...Started Week 17 at Baltimore (12/28) and completed 14 of 28 passes for 177 yards with one INT...Led 80-yard TD drive in second quarter.

**College:** Finished his career at South Carolina as the winningest quarterback in school history with a 27-5 (.844) career record as a starter, including a perfect 17-0 record at home...Completed 480 of 733 passes (65.5 percent) for 6,074 yards with 56 TDs and 16 interceptions in 43 games played...Finished with 1,683 career rushing yards and 17 TDs...Received SEC Offensive Player of the Week honors five times during his career...Ranked 10th in the country in passing efficiency as a senior...Completed 180 passes of 284 attempts for 2,447 yards, 23 TDs and one interception in 2013, while rushing for a career-high 558 yards... As a junior, finished with a school-record 67.5 completion percentage, completing 154 of 228 passes for 1,956 yards and 17 TDs...Ranked third in the SEC and 10th in the country in pass efficiency (158.1)...Amassed 14 TD passes as a sophomore, completing 123 of 188 attempts...Played in nine games his freshman year, passing for 223 yards... Graduated with a degree in sport and entertainment management.

**Personal:** Given name is Connor McClure Shaw...Born in Gainesville, Ga...Father, Lee, played wide receiver at West Carolina, while his mother, Dawn, played basketball at North Georgia...Brother, "Jaybo", played quarterback at Georgia Southern and is currently the wide receivers coach

### AT A GLANCE

▶ Finished his career at South Carolina as the winningest quarterback in school history with a 27-5 (.844) career record as a starter, including a perfect 17-0 record at home.

▶ Comes from athletically gifted family as his father, Lee, played wide receiver at West Carolina and his mother, Dawn, played basketball at North Georgia. His brother, "Jaybo", played quarterback at Georgia Southern and sister, Anna Kate, played tennis at Georgia Southwestern.

▶ Played high school football at Flowery Branch, where his father was the head coach.

at Western Carolina...Sister, Anna Kate, played tennis at Georgia Southwestern...Married, Molly, who he met in high school with one daughter, Mila...**High School:** Graduated from Flowery Branch High School in Flowery Branch, Ga., where his father was the head football coach...Passed for 3,100 yards and 30 TDs as a senior, while adding 800 rushing yards and 17 rushing TDs...Played wide receiver as a sophomore, totaling 1,200 receiving yards and 15 TDs...Also played basketball in high school...**Community Involvement:** Active with Children's Chance, a South Carolina non-profit organization that assists families dealing with pediatric cancer...Hosted several MVP football camps in Greenville S.C., Columbia S.C. and Charleston, S.C...**Hobbies/Interests:** Cites Braveheart as his favorite movie... Enjoys alternative music, and lists Dave Matthews Band as his favorite group.

STAFF

PLAYERS

2015 SEASON

HISTORY

RECORDS

GAME DAY





# SHAW continued...

## CONNOR SHAW ▶ CAREER STATS

| PASSING                |           |                                |    |     |     |      | Yds/ |     |    |     |    | Yds |     |        |
|------------------------|-----------|--------------------------------|----|-----|-----|------|------|-----|----|-----|----|-----|-----|--------|
| Year                   | Team      | GP                             | GS | Att | Cmp | Pct  | Yds  | Att | TD | Int | Lg | Sk  | Lst | Rating |
| 2014                   | Cleveland | 1                              | 1  | 28  | 14  | 50.0 | 177  | 6.3 | 0  | 1   | 49 | 4   | 27  | 55.2   |
| 2015                   | Cleveland | ***injured reserve -- thumb*** |    |     |     |      |      |     |    |     |    |     |     |        |
| NFL totals (two years) |           | 1                              | 1  | 28  | 14  | 50.0 | 177  | 6.3 | 0  | 1   | 49 | 4   | 27  | 55.2   |

| RUSHING                |           |                                |    |    |     |     | RECEIVING |    |    |     |     |    |    |
|------------------------|-----------|--------------------------------|----|----|-----|-----|-----------|----|----|-----|-----|----|----|
| Year                   | Team      | GP                             | GS | No | Yds | Avg | Lg        | TD | No | Yds | Avg | Lg | TD |
| 2014                   | Cleveland | 1                              | 1  | 7  | 9   | 1.3 | 7         | 0  | 0  | 0   | -   | -  | 0  |
| 2015                   | Cleveland | ***injured reserve -- thumb*** |    |    |     |     |           |    |    |     |     |    |    |
| NFL totals (two years) |           | 1                              | 1  | 7  | 9   | 1.3 | 7         | 0  | 0  | 0   | -   | -  | 0  |

**ADDITIONAL STATISTICS:** Career record as starting QB - 0-1 (.000). **FUMBLES:** 1 (1 lost) in 2014, NFL totals: 1 (1 lost).

**SINGLE-GAME HIGHS & CAREER MILESTONES:** **PASSING:** Attempts - 28, at Bal., 12/28/14. Completions - 14, at Bal., 12/28/14. Completion percentage - 50.0 (14 of 28), at Bal., 12/28/14. Yards - 177, at Bal., 12/28/14. Long - 49 (T. Gabriel), at Bal., 12/28/14. **QB Rating** - 55.2, at Bal., 12/28/14. **Interceptions** - 1, at Bal., 12/28/14. **RUSHING:** Attempts - 7, at Bal., 12/28/14. Yards - 9, at Bal., 12/28/14. Long - 7, at Bal., 12/28/14. **RECEIVING** - None. **NFL debut:** at Bal., 12/28/14. **First NFL start:** at Bal., 12/28/14. **Last NFL interception:** at Bal., 12/28/14 (L. Webb). **First interception:** at Bal., 12/28/14 (L. Webb).

## PRONUNCIATION GUIDE

- Louie Cioffi\* ..... CHO-fee
- Jamey Mroz\* ..... muh-ROZZ
- Joel Bitonio ..... buh-TONE-ee-oh
- Ibraheim Campbell ..... EE-brah-heem
- Xavier Cooper ..... EX-ave-yer
- Isaiah Crowell ..... crow-ELL
- Demario Davis ..... duh-MAR-ee-oh
- Pierre Desir ..... duh-ZEER
- Seth DeValve ..... duh-VALVE
- Mikell Everette ..... meh-KELL
- Rannell Hall ..... RAH-nell
- Shawn Mennenga\* ..... MEN-in-guh
- Barkevious Mingo ..... bar-KEY-vee-us
- Raheem Mostert ..... MOE-start
- Emmanuel Ogbah ..... AWG-buh
- Carl Nassib ..... NASS-ib
- Austin Pasztor ..... PAZ-tor
- Patrick Skov ..... SKOVE
- Chris Tabor\* ..... TAY-ber
- Joe Schobert ..... SHOW-ber
- K'Waun Williams ..... KAY-wahn
- Tramon Williams ..... truh-MON

\*coaches

STAFF

PLAYERS

2015 SEASON

HISTORY

RECORDS

GAME DAY



## VETERANS

# DANNY SHELTON

**POSITION** ▶ DEFENSIVE LINE  
**SCHOOL** ▶ WASHINGTON

# 55



**HT:** 6-2 // **WT:** 335 // **BORN:** 8/20/93 // **ACQUIRED:** D1A - '15 // **NFL EXPERIENCE:** SECOND YEAR

Originally drafted by the Cleveland Browns in the first round (12th overall) of the 2015 NFL Draft.

### SEASONAL REVIEWS:

**2015:** Started 15 of 16 games...Collected 36 tackles... (9/13) at NYJ: In NFL debut, started at NT, notching two tackles... (12/20) at Sea.: Started at NT, recording season-high seven tackles and one tackle for loss.

**College:** Played in 53 career games at Washington...Only player in the nation in 2014 to earn first-team All-America honors and first-team Academic All-America honors...Totaled 208 career tackles and 11.5 sacks... Started all 14 games as a senior...First Washington player to earn Academic All-American First-Team honors since 1991...Led the nation with five fumble recoveries...Finished his senior season with 93 tackles, 16.5 tackles for loss and nine sacks...Ranked second on the team in tackles...Named to Pac-12 All-Academic first team and All-Pac-12 honorable mention as a junior, starting in all 13 games...Totaled 59 tackles and two sacks on the season...Started all 13 games as a sophomore, totaling 45 tackles on the year...Recipient of Pac-12 All-Academic first-team honors and All-Pac-12 honorable mention...Played in all 13 games as a true freshman...Totaled 11 tackles on the year...Also threw shot put for the Washington track and field team in 2012 and 2013, placing ninth and 11th at the Pac-12 Championships, respectively...Graduated with a degree in anthropology.

**Personal:** Given name Danny Sailleupumoni Shelton...Middle name means search for the truth...Family calls him Saili, short for his middle name...Born in Sacramento, Calif...Native of Auburn, Wash...Passionate about family and his Polynesian heritage... Changed his jersey number from 71 to 55 after his rookie season to honor legendary Polynesian Junior Seu and his late brother Skeevie, who both wore 55...Brother, Kevin, plays defensive end at Idaho...Traveled to Tahiti where he studied colonialism abroad during his junior and senior years at Washington...Family refers to him as 'The Vacuum' based on the amount of food

### AT A GLANCE

- ▶ **Passionate about family and his Polynesian heritage, studied anthropology at Washington to connect with his culture.**
- ▶ **Changed his jersey number from 71 to 55 after his rookie season to honor legendary Polynesian Junior Seu and his late brother 'Skeevie', who both wore 55.**
- ▶ **A dog lover, who owns two huskies and one pit bull and would like to open a shelter someday.**
- ▶ **Only player in the nation in 2014 to earn first-team All-America honors and first-team Academic All-America honors.**

he can eat...**High School:** Attended Auburn High School in Auburn, Wash...4A all-state first-team selection as a senior in 2010 and a junior in 2009...Named both the South Puget Sound League 4A North's Offensive Lineman of the Year and Defensive Lineman of the Year twice...First-team All-SPSL selection for offensive and defensive line as a sophomore, junior and senior...Also threw shot put for the track & field team and wrestled...Won the state 4A shot put championship as a senior with a throw of 60-feet, 1-inch...**Community Involvement:** Interested in giving back and doing volunteer work with animal shelters...Spent time in 2015 visiting with military members and helping at local youth football camps...**Hobbies/Interests:** Enjoys spending his spare time with his dogs, two huskies (Juicy and Mojo) and one pit bull (Moni)...Passionate about dogs and would like to open a shelter someday...Also interested in learning how to play guitar and the ukulele...Lists island music as his favorite type of music.

STAFF

PLAYERS

2015 SEASON

HISTORY

RECORDS

GAME DAY



# SHELTON continued...

## DANNY SHELTON ▶ GAME-BY-GAME STATS

### 2015, CLEVELAND

| Date               | Opp       | GP        | GS        | Tot       | So        | As         | Sk         | Yd       | Int      | Yd       | Lg       | TD       | PD       | FF       | FR       |
|--------------------|-----------|-----------|-----------|-----------|-----------|------------|------------|----------|----------|----------|----------|----------|----------|----------|----------|
| 09/13 at NYJ-L     | 1         | NT        | 2         | 1         | 1         | 0.0        | 0.0        | 0        | -        | -        | 0        | 0        | 0        | 0        | 0        |
| 09/20 Ten-W        | 1         | NT        | 4         | 2         | 2         | 0.0        | 0.0        | 0        | -        | -        | 0        | 0        | 0        | 0        | 0        |
| 09/27 Oak-L        | 1         | NT        | 5         | 1         | 4         | 0.0        | 0.0        | 0        | -        | -        | 0        | 0        | 0        | 0        | 0        |
| 10/04 at SD-L      | 1         | NT        | 0         | 0         | 0         | 0.0        | 0.0        | 0        | -        | -        | 0        | 0        | 0        | 0        | 0        |
| 10/11 at Bal-W     | 1         | NT        | 2         | 1         | 1         | 0.0        | 0.0        | 0        | -        | -        | 0        | 0        | 0        | 0        | 0        |
| 10/18 Den-L        | 1         | NT        | 1         | 0         | 1         | 0.0        | 0.0        | 0        | -        | -        | 0        | 0        | 0        | 0        | 0        |
| 10/25 at StL-L     | 1         | NT        | 0         | 0         | 0         | 0.0        | 0.0        | 0        | -        | -        | 0        | 0        | 0        | 0        | 0        |
| 11/01 Ari-L        | 1         | NT        | 3         | 2         | 1         | 0.0        | 0.0        | 0        | -        | -        | 0        | 0        | 0        | 0        | 0        |
| 11/05 at Cin-L     | 1         | NT        | 2         | 2         | 0         | 0.0        | 0.0        | 0        | -        | -        | 0        | 0        | 0        | 0        | 0        |
| 11/15 at Pit-L     | 1         | NT        | 1         | 1         | 0         | 0.0        | 0.0        | 0        | -        | -        | 0        | 0        | 0        | 0        | 0        |
| 11/30 Bal-L        | 1         | NT        | 1         | 0         | 1         | 0.0        | 0.0        | 0        | -        | -        | 0        | 0        | 0        | 0        | 0        |
| 12/06 Cin-L        | 1         | NT        | 4         | 2         | 2         | 0.0        | 0.0        | 0        | -        | -        | 0        | 0        | 0        | 0        | 0        |
| 12/13 SF-W         | 1         | NT        | 1         | 1         | 0         | 0.0        | 0.0        | 0        | -        | -        | 0        | 0        | 0        | 0        | 0        |
| 12/20 at Sea-L     | 1         | NT        | 7         | 4         | 3         | 0.0        | 0.0        | 0        | -        | -        | 0        | 0        | 0        | 0        | 0        |
| 12/27 at KC-L      | 1         | NT        | 2         | 2         | 0         | 0.0        | 0.0        | 0        | -        | -        | 0        | 0        | 0        | 0        | 0        |
| 01/03 Pit-L        | 1         |           | 1         | 0         | 1         | 0.0        | 0.0        | 0        | -        | -        | 0        | 0        | 0        | 0        | 0        |
| <b>2015 TOTALS</b> | <b>16</b> | <b>15</b> | <b>36</b> | <b>19</b> | <b>17</b> | <b>0.0</b> | <b>0.0</b> | <b>0</b> | <b>-</b> | <b>-</b> | <b>0</b> | <b>0</b> | <b>0</b> | <b>0</b> | <b>0</b> |

**ADDITIONAL STATISTICS:** Multiple-sack games – None. Career sacks – None.

**SINGLE-GAME HIGHS & CAREER MILESTONES:** TACKLES: Total – 7, at Sea., 12/20/15. Solo – 4, at Sea., 12/20/15.

SACKS: None. FUMBLES: Forced – None. Recovered – None. PASSES DEFENSED: None. NFL debut: at NYJ., 9/13/15. First NFL start: at NYJ., 9/13/15. First NFL sack: None.

## SUMMER SCHOOL

This past offseason, several Browns players committed additional time to further pursue their academic and professional careers. Five players made progress toward receiving their undergraduate degrees, including recent Washington State graduate DL Xavier Cooper, and five players worked toward earning graduate degrees.

Additionally, LB Cam Johnson spent time with Events DC through the NFLPA Externship program, while DB Don Jones worked with Cleveland Municipal Courts' Community Control Supervision department.

| Player              | School              | Program                            |
|---------------------|---------------------|------------------------------------|
| OL Michael Bowie    | Northeastern        | Undergraduate                      |
| DL Xavier Cooper    | Washington State    | Undergraduate                      |
| WR Andrew Hawkins   | Columbia            | Master's, Sport Management         |
| LB Cam Johnson      | Indiana University  | Master's, Business Administration  |
| RB Duke Johnson Jr. | Miami               | Undergraduate                      |
| OL Kaleb Johnson    | Rutgers             | Undergraduate                      |
| P Andy Lee          | North Carolina      | Master's, Business Administration  |
| OL Austin Pasztor   | Indiana University  | Master's, Business Administration  |
| TE Randall Telfer   | Southern California | Master's, Communication Management |
| RB Glenn Winston    | Northwood           | Undergraduate                      |



## VETERANS

# JAMAR TAYLOR

**POSITION** ▶ DEFENSIVE BACK  
**SCHOOL** ▶ BOISE STATE

# 27



**HT:** 5-11 // **WT:** 192 // **BORN:** 9/29/90 // **ACQUIRED:** TR. [MIA.] - '16 // **NFL EXPERIENCE:** FOURTH YEAR

Drafted by the Miami Dolphins in the second round (54th overall) of the 2013 NFL Draft...Traded to the Cleveland Browns as part of a draft day trade on April 30, 2016.

### SEASONAL REVIEWS:

**2015:** Played in 12 games, starting six contests...Inactive for three games and dressed but did not play in another...Finished the year with a career-high 48 tackles, four passes defended and a fumble recovery...[9/13] at Was.: Notched a career-high nine tackles...Added a pass defended...[10/18] at Ten.: Totaled three tackles and a fumble recovery...[10/25] vs. Hou.: Made his first start of the season...Tallied seven tackles and a pass defended...[10/29] at NE: Started at CB...Totaled seven tackles.

**2014:** Started three of his 12 games played...Inactive for two games and dressed but did not play in one game...Totaled 29 tackles on the year and two special-teams tackles...[11/13] vs. Buf.: Made his first career start...Totaled a season-high seven tackles...[11/23] at Den.: Tallied six tackles...Left the game with a shoulder injury...Placed on injured reserve on Dec. 23 with a shoulder injury.

**2013:** Appeared in nine games...Inactive for seven contests...Finished the year with one tackle and two special-teams tackles...[9/30] at NO: Made his NFL debut and first career tackle.

**College:** Started in 35 of 48 career games at Boise State...Recorded 137 tackles, 18 passes defended, seven INTs, six forced fumbles and five sacks...Earned First-Team All-Mountain West recognition as a senior with 51 tackles, nine passes defended, a team-high four INTs, three forced fumbles and 2.5 sacks...Made nine starts as a junior, miss-

### AT A GLANCE

- ▶ Started in 35 of 48 career games at Boise State, earning First-Team All-Mountain West recognition as a senior in 2012.
- ▶ Holds an annual turkey drive in San Diego for Thanksgiving and Christmas.
- ▶ Enjoys snowboarding in his spare time.

ing four games with a stress fracture in his leg...Started all 12 games as a redshirt sophomore in 2010, finishing with 35 tackles, three forced fumbles and two sacks...Redshirted as a sophomore in 2009 due to a knee injury...Played in all 14 games a freshman, making one start...Graduated with a degree in communications.

**Personal:** Given name is Jamar Andrew Taylor...Native of San Diego...Spent time in Mexico, the Bahamas and St. Lucia...**High School:** Attended Helix High School in La Mesa, Calif...Totaled 155 career tackles, 19 passes defended, nine INTs, four forced fumbles and four fumble recoveries...Also played basketball and ran track...**Community Involvement:** Holds an annual turkey drive in San Diego for Thanksgiving and Christmas...**Hobbies/Interests:** Enjoys snowboarding in his spare time...Favorite movie is Bad Boys and favorite TV show is Game of Thrones...Lists rap as his favorite type of music and Kendrick Lamar as his favorite artist.

## JAMAR TAYLOR ▶ CAREER STATS

| Year                            | Team  | TACKLES   |          |           |           |           |            | INTERCEPTIONS |          |          |          |          | FUMBLES  |          |          |     |
|---------------------------------|-------|-----------|----------|-----------|-----------|-----------|------------|---------------|----------|----------|----------|----------|----------|----------|----------|-----|
|                                 |       | GP        | GS       | Tot       | Solo      | Asst      | Sk         | Yds           | No       | Yds      | Lg       | TD       | PD       | FF       | FR       | Yds |
| 2013                            | Miami | 9         | 0        | 1         | 1         | 0         | 0.0        | 0.0           | 0        | 0        | -        | 0        | 0        | 0        | 0        | 0   |
| 2014                            | Miami | 12        | 3        | 29        | 28        | 1         | 0.0        | 0.0           | 0        | 0        | -        | 0        | 0        | 0        | 0        |     |
| 2015                            | Miami | 12        | 6        | 48        | 35        | 13        | 0.0        | 0.0           | 0        | 0        | -        | 0        | 4        | 0        | 1        |     |
| <b>NFL totals (three years)</b> |       | <b>33</b> | <b>9</b> | <b>78</b> | <b>64</b> | <b>14</b> | <b>0.0</b> | <b>0.0</b>    | <b>0</b> | <b>0</b> | <b>-</b> | <b>0</b> | <b>4</b> | <b>0</b> | <b>1</b> |     |

**SINGLE-GAME HIGHS & CAREER MILESTONES:** TACKLES: Total - 9, at Was., 9/13/15. Solo - 7, vs. Buf., 11/13/14. SACKS: None. FUMBLES: Forced - 0. Recoveries - 1, at Ten., 10/18/15. INTERCEPTIONS: None. PASSES DEFENSED: 1, four times; last: at NYJ, 11/29/15. NFL debut: at NO., 9/30/13. First NFL start: vs. Buf., 11/13/14.



# TAYLOR continued...

## JAMAR TAYLOR ▶ GAME-BY-GAME STATS

### 2015, MIAMI

| Date               | Opp   | GP        | GS       | Tot       | So        | As        | Sk                         | Yd         | Int      | Yd       | Lg       | TD       | PD       | FF       | FR       |
|--------------------|-------|-----------|----------|-----------|-----------|-----------|----------------------------|------------|----------|----------|----------|----------|----------|----------|----------|
| 09/13 at           | Was-W | 1         |          | 9         | 6         | 3         | 0.0                        | 0.0        | 0        | 0        | -        | 0        | 1        | 0        | 0        |
| 09/20 at           | Jac-L | 1         |          | 2         | 1         | 1         | 0.0                        | 0.0        | 0        | 0        | -        | 0        | 0        | 0        | 0        |
| 09/27              | Buf-L | 1         |          | 1         | 1         | 0         | 0.0                        | 0.0        | 0        | 0        | -        | 0        | 0        | 0        | 0        |
| 10/04              | NYJ-L | 1         |          | 4         | 4         | 0         | 0.0                        | 0.0        | 0        | 0        | -        | 0        | 0        | 0        | 0        |
| 10/18 at           | Ten-W | 1         |          | 3         | 1         | 2         | 0.0                        | 0.0        | 0        | 0        | -        | 0        | 0        | 0        | 1        |
| 10/25              | Hou-W | 1         | CB       | 7         | 6         | 1         | 0.0                        | 0.0        | 0        | 0        | -        | 0        | 1        | 0        | 0        |
| 10/29 at           | NE-L  | 1         | CB       | 7         | 4         | 3         | 0.0                        | 0.0        | 0        | 0        | -        | 0        | 0        | 0        | 0        |
| 11/08 at           | Buf-L | 1         | CB       | 3         | 3         | 0         | 0.0                        | 0.0        | 0        | 0        | -        | 0        | 0        | 0        | 0        |
| 11/15 at           | Phi-W | 1         | CB       | 3         | 3         | 0         | 0.0                        | 0.0        | 0        | 0        | -        | 0        | 1        | 0        | 0        |
| 11/22              | Dal-L | 1         | CB       | 6         | 4         | 2         | 0.0                        | 1.0        | 0        | 0        | -        | 0        | 0        | 0        | 0        |
| 11/29 at           | NYJ-L | 1         | CB       | 3         | 2         | 1         | 0.0                        | 0.0        | 0        | 0        | -        | 0        | 1        | 0        | 0        |
| 12/06              | Bal-W |           |          |           |           |           | ***inactive***             |            |          |          |          |          |          |          |          |
| 12/14              | NYG-L | 1         |          | 0         | 0         | 0         | 0.0                        | 0.0        | 0        | 0        | -        | 0        | 0        | 0        | 0        |
| 12/20 at           | SD-L  |           |          |           |           |           | ***active, did not play*** |            |          |          |          |          |          |          |          |
| 12/27              | Ind-L |           |          |           |           |           | ***inactive***             |            |          |          |          |          |          |          |          |
| 01/03              | NE-W  |           |          |           |           |           | ***inactive***             |            |          |          |          |          |          |          |          |
| <b>2015 TOTALS</b> |       | <b>12</b> | <b>6</b> | <b>48</b> | <b>35</b> | <b>13</b> | <b>0.0</b>                 | <b>0.0</b> | <b>0</b> | <b>0</b> | <b>-</b> | <b>0</b> | <b>4</b> | <b>0</b> | <b>1</b> |

### 2014, MIAMI

| Date               | Opp   | GP        | GS        | Tot       | So        | As       | Sk                         | Yd         | Int      | Yd       | Lg       | TD       | PD       | FF       | FR       |
|--------------------|-------|-----------|-----------|-----------|-----------|----------|----------------------------|------------|----------|----------|----------|----------|----------|----------|----------|
| 09/07              | NE-W  | 1         |           | 3         | 3         | 0        | 0.0                        | 0.0        | 0        | 0        | -        | 0        | 0        | 0        | 0        |
| 09/14 at           | Buf-L | 1         |           | 2         | 2         | 0        | 0.0                        | 0.0        | 0        | 0        | -        | 0        | 0        | 0        | 0        |
| 09/21              | KC-L  | 1         |           | 0         | 0         | 0        | 0.0                        | 0.0        | 0        | 0        | -        | 0        | 0        | 0        | 0        |
| 09/28 at           | Oak-W | 1         |           | 0         | 0         | 0        | 0.0                        | 0.0        | 0        | 0        | -        | 0        | 0        | 0        | 0        |
| 10/12              | GB-L  | 1         |           | 0         | 0         | 0        | 0.0                        | 0.0        | 0        | 0        | -        | 0        | 0        | 0        | 0        |
| 10/19 at           | Chi-W | 1         |           | 1         | 1         | 0        | 0.0                        | 0.0        | 0        | 0        | -        | 0        | 0        | 0        | 0        |
| 10/26 at           | Jac-W | 1         |           | 3         | 3         | 0        | 0.0                        | 0.0        | 0        | 0        | -        | 0        | 0        | 0        | 0        |
| 11/02              | SD-W  | 1         |           | 0         | 0         | 0        | 0.0                        | 0.0        | 0        | 0        | -        | 0        | 0        | 0        | 0        |
| 11/09 at           | Det-L | 1         |           | 4         | 4         | 0        | 0.0                        | 0.0        | 0        | 0        | -        | 0        | 0        | 0        | 0        |
| 11/13              | Buf-W | 1         | CB        | 7         | 7         | 0        | 0.0                        | 0.0        | 0        | 0        | -        | 0        | 0        | 0        | 0        |
| 11/23 at           | Den-L | 1         | CB        | 6         | 6         | 0        | 0.0                        | 0.0        | 0        | 0        | -        | 0        | 0        | 0        | 0        |
| 12/01 at           | NYJ-W |           |           |           |           |          | ***inactive***             |            |          |          |          |          |          |          |          |
| 12/07              | Bal-L |           |           |           |           |          | ***inactive***             |            |          |          |          |          |          |          |          |
| 12/14 at           | NE-L  |           |           |           |           |          | ***active, did not play*** |            |          |          |          |          |          |          |          |
| 12/21              | Min-W | 1         | CB        | 3         | 2         | 1        | 0.0                        | 0.0        | 0        | 0        | -        | 0        | 0        | 0        | 0        |
| 12/28              | NYJ-L |           |           |           |           |          | ***injured reserve***      |            |          |          |          |          |          |          |          |
| <b>2014 TOTALS</b> |       | <b>12</b> | <b>16</b> | <b>29</b> | <b>28</b> | <b>1</b> | <b>0.0</b>                 | <b>0.0</b> | <b>0</b> | <b>0</b> | <b>-</b> | <b>0</b> | <b>0</b> | <b>0</b> | <b>0</b> |



## VETERANS

# JOE THOMAS

**POSITION** ▶ OFFENSIVE LINE  
**SCHOOL** ▶ WISCONSIN

# 73



**HT:** 6-6 // **WT:** 312 // **ACQUIRED:** D1A - '07 // **NFL EXPERIENCE:** 10TH YEAR

**PRO BOWL SELECTIONS:** NINE [2007-15]



Selected by Cleveland Browns in first round (third overall) of 2007 NFL Draft, April 28, 2007.

### CAREER HIGHLIGHTS:

Eighth player in NFL history to be selected to the Pro Bowl each of his first nine seasons – the other seven players are in the Pro Football Hall of Fame...Tied for first in Browns history in Pro Bowl selections with nine along with Hall of Famers Jim Brown and Lou Groza...Only OL in NFL history to make Pro Bowl in each of his first nine seasons...Played every offensive snap (8,959 consecutive) in his career, the longest active stretch in the league...Started all 144 career games, tied for the second-longest streak among current NFL offensive linemen...Selected to the Associated Press All-Pro team each of the past eight seasons, including six first-team honors (2009, 2010, 2011, 2013, 2014, 2015).

### SEASONAL REVIEWS:

**2015:** Became the first offensive lineman in NFL history and second player in Browns history to be named to the Pro Bowl in each of his first nine seasons...One of eight players in league history to make the Pro Bowl in each of his first nine seasons...Named to the Associated Press All-Pro team for the eighth time...Started all 16 games at LT, playing every offensive snap and continuing his consecutive snaps streaks since he entered the league.

**2014:** Pro Bowl honoree...Named Associated Press first team All-Pro...Voted to PFWA All-NFL team, the only offensive player to repeat the honor from 2013...Voted the Browns Player of the Year by the local PFWA...Helped Browns record 17 rushing touchdowns, fourth-most in the NFL, and rush for more than 150 yards in five games.

**2013:** Voted by his teammates as the offensive captain...Voted as a starter to the Pro Bowl squad...Named to the Associated Press All-Pro first team and the PFWA All-NFL team...One of three Browns offensive linemen [C Alex Mack, RT Mitchell Schwartz] who played every offensive snap in 2013...[9/29] vs. Cin.: Started his 100th career game during a 17-6 victory.

### AT A GLANCE

- ▶ Eighth player in NFL history to be selected to the Pro Bowl each of his first nine seasons. The other seven players are in the Pro Football Hall of Fame.
- ▶ Only player in team history to earn the Walter Payton Man of the Year distinction twice (2010 and 2012), and was selected as one of three finalists for the 2012 NFL Walter Payton Man of the Year award. Also the only player in team history to be voted as the PFWA Dino Lucarelli Good Guy award winner multiple times (2010 and 2013), an award for cooperation with the media and community involvement.
- ▶ Hosted an Emmy nominated weekly segment on Browns television – The Joe Thomas Hour, The Best Two Minutes of your Life – where he interviewed teammates in the locker room.
- ▶ An avid outdoorsman who co-hosted 'Outdoors Ohio' on SportsTime Ohio with D'Arcy Egan for three seasons (2008-10). Opted to go fishing with his dad on Lake Michigan instead of attending the 2007 NFL Draft with the other top players.
- ▶ Enjoys gardening and maintains a 900 square foot garden. His garden includes peppers, tomatoes, green beans, cucumbers, garlic and asparagus. He considers the cajun belle pepper the best thing in his garden.

**2012:** Along with K Phil Dawson and LB D'Qwell Jackson, served as one of three season-long team captains...Opened all 16 games at left tackle and did not miss an offensive snap...Named as a starter to the AFC Pro Bowl squad...Named to The Sporting News All-Pro team and the Associated Press

STAFF

PLAYERS

2015 SEASON

HISTORY

RECORDS

GAME DAY



## VETERANS

# THOMAS continued...

All-Pro second team...Part of a line that helped pave the way for RB Trent Richardson who rushed for 950 yards, 11 touchdowns and 1,317 total yards from scrimmage – all of which were Browns rookie records.

**2011:** Opened all 16 games at left tackle and did not miss an offensive snap...Named as a starter to the AFC Pro Bowl squad for the fifth consecutive season...Selected as a first-team All-Pro by the Associated Press...Chosen to SI.com's All-Pro team...Named to the Pro Football Weekly/Professional Football Writers of America All-NFL team.

**2010:** Started all 16 games at left tackle and did not miss an offensive snap...Voted as a starter to the AFC Pro Bowl squad...Selected as a first-team All-Pro selection by the Associated Press...Named to the Pro Football Weekly/Professional Football Writers of America All-NFL team...Selected to The Sporting News All-Pro team...Voted a co-captain on offense...Part of an offensive line that led the way for five individual 100-yard rushing performances and a running game that averaged 4.0 yards per rush attempt...Helped RB Peyton Hillis rush for 1,177 rushing yards and 11 touchdowns, tied for the fourth-highest total in the AFC and sixth in the NFL... In addition, the line allowed either none or only one sack seven times over the course of the season.

**2009:** Started all 16 games at left tackle and did not miss an offensive snap for the third year in a row...Named to third consecutive Pro Bowl to become the first Browns offensive lineman to do so since Hall of Famer Gene Hickerson (1969-71)...Selected as a first-team All-Pro selection by the Associated Press...Chosen to SI.com's All-Pro team...Named to the Pro Football Weekly/Professional Football Writers of America All-NFL team...Voted a co-captain on offense... Helped the Browns to an average of 130.4 rushing yards per game, the eighth-most in the NFL...Helped the team post four consecutive contests with more than 160 yards rushing, becoming the first Browns team to do that since 1968... Unit also allowed just 30 sacks, including only seven over the final seven games....[12/20] at K.C.... Helped pave the way for an individual club-record 286 rushing yards by RB Jerome Harrison.

**2008:** Started all 16 games at left tackle and was named the starter for the AFC Pro Bowl squad...A second-team All-League selection by the Associated Press...Helped pave the way for RB Jamal Lewis to gain 1,000 yards for the second straight season...Played every offensive snap for the second consecutive season.

**2007:** In his rookie season, started all 16 games at left tackle and was named to the AFC Pro Bowl squad...One of only two Browns to take part in every offensive snap [C Hank Fraley]...

Part of an offensive line that allowed only 19 sacks, tied for third-fewest in the NFL and ranked as tied for third-fewest in franchise history...Helped RB Jamal Lewis rush for more than 1,000 yards in his first season in Cleveland...Named NFL Offensive Rookie of the Month for November as the Browns went 3-1 that month and averaged 401.7 yards of total offense in those three wins...Was only the fourth NFL rookie offensive lineman to reach the Pro Bowl at the time, joining Marcus McNeill (San Diego, 2007), Richmond Webb (Miami, 1991) and Chris Hinton (Baltimore, 1984)...Became the first Browns rookie selected to the Pro Bowl since line-backer Chip Banks (1982 season) and the first offensive lineman since right tackle Cody Risien (1987 season).

**College:** In 50 games at the University of Wisconsin (2003-06), started 38 contests at left offensive tackle and one at left defensive end...Only the fifth player in school history to be a semifinalist for the Lombardi Award (2005-06), given to the nation's outstanding college lineman...Also was only the second to receive that recognition twice in a career...In 2006, became the first Wisconsin player to win the Outland Trophy, given to the nation's top lineman, and the first Badger offensive lineman since Chris McIntosh in 1999 to earn Associated Press All-America first-team honors...In track, set the school indoor record in the shot put with a 62'1 $\frac{1}{4}$ " toss in 2005...Also excelled in the classroom; three times earning ESPN Academic All-District V and Academic All-Big Ten Conference honors...As a senior in 2006, was a unanimous All-America first-team selection...Also the recipient of the National Scholar-Athlete Postgraduate Scholarship (\$18,000) from the National Football Foundation and Hall of Fame...Finalist for the Draddy Trophy, the National Football Foundation's academic award for college football's top scholar athlete...Finalist for the Wuerffel Trophy for community service, academic and athletic achievement...Appeared in 11 games as a true freshman at tight end in short-yardage situations...Shifted to left defensive end, starting vs. Auburn in the Music City Bowl when injuries depleted the Badgers' defensive line...Also appeared on the offensive line, becoming the first true freshman in the Barry Alvarez era to accomplish that feat...Business major, with an emphasis in real estate and urban land economics.

**High School:** Attended Brookfield (Wis.) Central High School...Also served as kicker and punter...In addition to football, lettered four times in both track and basketball... Captained the football and basketball teams his senior year...Four-time Honor Roll student, in addition to garnering U.S. Army Academic All-America honors...In track, finished fifth in the national finals in the shot put as a junior and was second in the shot put and 10th in the discus at the 2003 Adidas Outdoor Championships...Won the 2003 Wisconsin state title in the shot put and discus and was the confer-



# THOMAS continued...

ence, regional and sectional champion in the shot put and discus during his final season...**Community Involvement:** Named the 2010 and 2012 Cleveland Browns Walter Payton Man of the Year, the only player in team history to earn the distinction twice...Selected as one of three finalists for the 2012 NFL Walter Payton Man of the Year award...Also selected as a finalist for the 2013 Bart Starr Award for community service...Embarked on a weeklong visit to U.S. troops at military bases throughout Southwest Asia as part of the NFL-USO program during the 2010 offseason...Founded the "Blue Collar Corner" season ticket program which provides tickets, apparel and food for the Cleveland Building and Trades Council and the "Thomas' Troops" season ticket program which provides tickets, apparel and food for the USO of Northern Ohio...Participates in numerous "Shop with a Pro" events each season...Served as the honorary co-chair

of the annual Taste of the Browns event for six consecutive seasons, which benefits the Greater Cleveland Food Bank... Hosts an annual assembly for a school that raises the most money for the Cleveland APL...Voted as the 2010 and 2013 PFWA Dino Lucarelli Good Guy award winner, the only repeat winner since the inception of the award in 2001...**Hobbies/Interests:** An avid outdoorsman...Co-hosted 'Outdoors Ohio' on SportsTime Ohio with D'Arcy Egan for three seasons (2008-10)...Invited to attend the 2007 NFL Draft in New York, but declined and opted to go with fishing with his dad on Lake Michigan instead...Caught a 26-pound salmon when he was eight years old...Enjoys gardening and maintains a 900 square foot garden...Hosted an Emmy nominated weekly segment on Browns television - The Joe Thomas Hour, The Best Two Minutes of your Life - where he interviewed teammates in the locker room.

## JOE THOMAS ► CAREER STATS

| Year                           | Team      | GP         | GS         |
|--------------------------------|-----------|------------|------------|
| 2007                           | Cleveland | 16         | 16         |
| 2008                           | Cleveland | 16         | 16         |
| 2009                           | Cleveland | 16         | 16         |
| 2010                           | Cleveland | 16         | 16         |
| 2011                           | Cleveland | 16         | 16         |
| 2012                           | Cleveland | 16         | 16         |
| 2013                           | Cleveland | 16         | 16         |
| 2014                           | Cleveland | 16         | 16         |
| 2015                           | Cleveland | 16         | 16         |
| <b>NFL totals (nine years)</b> |           | <b>144</b> | <b>144</b> |

**ADDITIONAL STATISTICS:** Misc. fumble recoveries – 2 in 2013; 1 in 2015; NFL totals: 3.

**CAREER MILESTONES:** NFL debut: started at LT vs. Pit., 9/9/07.

### THE JOE THOMAS HOUR

OL Joe Thomas hosted a weekly segment on Browns television - The Joe Thomas Hour, The Best Two Minutes of your Life - where he interviewed teammates in the locker room. The show was submitted for Emmy nomination.







## VETERANS

# JUSTIN TUGGLE

**POSITION** ▶ LINEBACKER

**SCHOOL** ▶ KANSAS STATE

# 52



**HT:** 6-3 // **WT:** 245 // **BORN:** 1/4/90 // **ACQUIRED:** FA - '16 // **NFL EXPERIENCE:** FOURTH YEAR

Originally signed by the Houston Texans as an undrafted free agent on May 10, 2013...Signed by the Cleveland Browns as a free agent on March 11, 2016.

### SEASONAL REVIEWS:

**2015:** Played in 11 games with two starts...Totaled 10 tackles, one fumble recovery and five special-teams tackles... [9/20] at Car.: Notched a season-high four tackles and a fumble recovery.

**2014:** Played in all 16 games, starting seven...Recorded 36 tackles, two passes defended, one interception and recovered one fumble...[10/5] at Dal.: Recovered his first career fumble...Added four tackles and a special-teams tackle... [10/9] vs. Ind.: Notched his first career interception after he picked off QB Andrew Luck...Finished with a career-high nine tackles and two passes defended.

**2013:** Appeared in 15 games, making one start...Finished his rookie season with four tackles...Led the team with 11 special-teams tackles...[11/17] vs. Oak.: Made his first career start.

**College:** Finished his career at Kansas State with 14 career tackles at linebacker as a senior...Moved to linebacker his senior year after previously playing quarterback...Transferred to Kansas State from Blinn College where he threw for 2,015 yards and 17 TDs and ran for 733 yards and 12 TDs...Spent his redshirt freshman season at Boston College where he played in three games, throwing for 229 yards and

### AT A GLANCE

▶ **Father, Jessie, was a five-time Pro Bowl LB in the NFL, playing for the Atlanta Falcons for 14 seasons.**

▶ **Brother, Grady Jarrett, is a DL for Atlanta.**

▶ **Moved to linebacker his senior year of college after previously playing quarterback.**

four TDs...Majored in political science at Kansas State.

**Personal:** Given name Justin DuJian Tuggle...Born in Griffin, Ga...Native of Alpharetta, Ga...Father, Jessie, was a five-time Pro Bowl LB in the NFL, playing for the Atlanta Falcons for 14 seasons...Brother, Grady Jarrett is a DL for Atlanta...

**High School:** Attended Northview High School in Duluth, Ga...Threw for school-record 3,675 career yards and 44 passing TDs...Added 1,300 rushing yards...Threw for 1,310 yards and 12 TDs as a senior, rushing for 563 yards and six TDs...**Hobbies/Interests:** Favorite movie is Interstellar and favorite TV show is Game of Thrones.

## JUSTIN TUGGLE ▶ CAREER STATS

| Year                            | Team    | TACKLES   |           |           |           |           |            | INTERCEPTIONS |          |          |          |          | FUMBLES  |          |          |          |
|---------------------------------|---------|-----------|-----------|-----------|-----------|-----------|------------|---------------|----------|----------|----------|----------|----------|----------|----------|----------|
|                                 |         | GP        | GS        | Tot       | Solo      | Asst      | Sk         | Yds           | No       | Yds      | Lg       | TD       | PD       | FF       | FR       | Yds      |
| 2013                            | Houston | 15        | 1         | 3         | 2         | 1         | 0.0        | 0.0           | 0        | 0        | 0        | 0        | 0        | 1        | 0        | 0        |
| 2014                            | Houston | 16        | 8         | 36        | 19        | 17        | 0.0        | 0.0           | 1        | 8        | 8        | 0        | 2        | 0        | 1        | 0        |
| 2015                            | Houston | 11        | 2         | 13        | 10        | 3         | 0.0        | 0.0           | 0        | 0        | 0        | 0        | 0        | 0        | 1        | 0        |
| <b>NFL totals (three years)</b> |         | <b>42</b> | <b>11</b> | <b>52</b> | <b>31</b> | <b>21</b> | <b>0.0</b> | <b>0.0</b>    | <b>1</b> | <b>8</b> | <b>8</b> | <b>0</b> | <b>2</b> | <b>0</b> | <b>0</b> | <b>0</b> |

**ADDITIONAL STATISTICS:** Games of 5+ tackles– 2; last: at Pit., 10/20/14.

**SINGLE-GAME HIGHS & CAREER MILESTONES:** TACKLES: Total – 9, vs. Ind., 10/9/14. Solo – 4, vs. Ind., 10/9/14. SACKS: 0. FUMBLES: Forced – 1, vs. Sea., 9/23/13. Recoveries – 1, twice; last: at Dal., 10/5/14. INTERCEPTIONS: 1, vs. Ind., 10/9/14. PASSES DEFENSED: 2, five times; last: at Car., 9/20/15. NFL debut: vs. Oak., 9/2/11. First NFL start: vs. Oak, 9/12/11. First NFL sack: vs. KC, 12/30/12 (B. Quinn). First NFL interception: at GB, 10/2/11 (M. Flynn). First NFL recovered fumble: vs. Oak., 9/12/11.



# VETERANS

# TUGGLE continued...

## JUSTIN TUGGLE ▶ GAME-BY-GAME STATS

### 2015, HOUSTON

| Date               | Opp   | GP        | GS       | Tot       | So        | As       | Sk             | Yd         | Int      | Yd       | Lg       | TD       | PD       | FF       | FR       |
|--------------------|-------|-----------|----------|-----------|-----------|----------|----------------|------------|----------|----------|----------|----------|----------|----------|----------|
| 09/13              | KC-L  | 1         |          | 0         | 0         | 0        | 0.0            | 0.0        | 0        | 0        | -        | 0        | 0        | 0        | 0        |
| 09/20 at           | Car-L | 1         |          | 4         | 3         | 1        | 0.0            | 0.0        | 0        | 0        | -        | 0        | 0        | 0        | 1        |
| 09/27              | TB-W  | 1         |          | 2         | 2         | 0        | 0.0            | 0.0        | 0        | 0        | -        | 0        | 0        | 0        | 0        |
| 10/4 at            | Atl-L | 1         |          | 3         | 1         | 2        | 0.0            | 0.0        | 0        | 0        | -        | 0        | 0        | 0        | 0        |
| 10/08              | Ind-L | 1         |          | 0         | 0         | 0        | 0.0            | 0.0        | 0        | 0        | -        | 0        | 0        | 0        | 0        |
| 10/18 at           | Jac-W | 1         |          | 1         | 1         | 0        | 0.0            | 0.0        | 0        | 0        | -        | 0        | 0        | 0        | 0        |
| 10/25 at           | Mia-L | 1         | LB       | 3         | 3         | 0        | 0.0            | 0.0        | 0        | 0        | -        | 0        | 0        | 0        | 0        |
| 11/01              | Ten-W | 1         |          | 0         | 0         | 0        | 0.0            | 0.0        | 0        | 0        | -        | 0        | 0        | 0        | 0        |
| 11/16 at           | Cin-W | 1         |          | 0         | 0         | 0        | 0.0            | 0.0        | 0        | 0        | -        | 0        | 0        | 0        | 0        |
| 11/22              | NYJ-W | 1         |          | 0         | 0         | 0        | 0.0            | 0.0        | 0        | 0        | -        | 0        | 0        | 0        | 0        |
| 11/29              | NO-W  | 1         |          | 0         | 0         | 0        | 0.0            | 0.0        | 0        | 0        | -        | 0        | 0        | 0        | 0        |
| 12/06 at           | Buf-L |           |          |           |           |          | ***inactive*** |            |          |          |          |          |          |          |          |
| 12/13              | NE-L  |           |          |           |           |          | ***inactive*** |            |          |          |          |          |          |          |          |
| 12/20 at           | Ind-W |           |          |           |           |          | ***inactive*** |            |          |          |          |          |          |          |          |
| 12/27              | Ten-W |           |          |           |           |          | ***inactive*** |            |          |          |          |          |          |          |          |
| 01/03              | Jac-W |           |          |           |           |          | ***inactive*** |            |          |          |          |          |          |          |          |
| <b>2015 TOTALS</b> |       | <b>11</b> | <b>1</b> | <b>13</b> | <b>10</b> | <b>3</b> | <b>0.0</b>     | <b>0.0</b> | <b>0</b> | <b>0</b> | <b>-</b> | <b>0</b> | <b>0</b> | <b>0</b> | <b>1</b> |
| 01/09              | KC-L  |           |          |           |           |          | ***inactive*** |            |          |          |          |          |          |          |          |

### Playoffs

|                         |  |   |   |   |   |     |     |   |   |   |   |   |   |   |   |
|-------------------------|--|---|---|---|---|-----|-----|---|---|---|---|---|---|---|---|
| 1-AFC Wild Card playoff |  | 0 | 0 | 0 | 0 | 0.0 | 0.0 | 0 | 0 | - | 0 | 0 | 0 | 0 | 0 |
|-------------------------|--|---|---|---|---|-----|-----|---|---|---|---|---|---|---|---|

### 2014, HOUSTON

| Date               | Opp   | GP        | GS       | Tot       | So        | As        | Sk         | Yd         | Int      | Yd       | Lg       | TD       | PD       | FF       | FR       |
|--------------------|-------|-----------|----------|-----------|-----------|-----------|------------|------------|----------|----------|----------|----------|----------|----------|----------|
| 09/09              | Was-W | 1         | LB       | 1         | 0         | 1         | 0.0        | 0.0        | 0        | 0        | -        | 0        | 0        | 0        | 0        |
| 09/14 at           | Oak-W | 1         | LB       | 4         | 3         | 1         | 0.0        | 0.0        | 0        | 0        | -        | 0        | 0        | 0        | 0        |
| 09/21 at           | NYG-L | 1         |          | 4         | 2         | 2         | 0.0        | 0.0        | 0        | 0        | -        | 0        | 0        | 0        | 0        |
| 09/28              | Buf-W | 1         | LB       | 3         | 1         | 2         | 0.0        | 0.0        | 0        | 0        | -        | 0        | 0        | 0        | 0        |
| 10/05 at           | Dal-L | 1         | LB       | 4         | 3         | 1         | 0.0        | 0.0        | 0        | 0        | -        | 0        | 0        | 0        | 1        |
| 10/09              | Ind-L | 1         | LB       | 9         | 4         | 5         | 0.0        | 0.0        | 1        | 8        | 8        | 0        | 2        | 0        | 0        |
| 10/20 at           | Pit-L | 1         |          | 5         | 2         | 3         | 0.0        | 0.0        | 0        | 0        | -        | 0        | 0        | 0        | 0        |
| 10/26 at           | Ten-W | 1         | LB       | 3         | 1         | 2         | 0.0        | 0.0        | 0        | 0        | -        | 0        | 0        | 0        | 0        |
| 11/02              | Phi-L | 1         | LB       | 2         | 2         | 0         | 0.0        | 0.0        | 0        | 0        | -        | 0        | 0        | 0        | 0        |
| 11/16 at           | Cle-W | 1         |          | 0         | 0         | 0         | 0.0        | 0.0        | 0        | 0        | -        | 0        | 0        | 0        | 0        |
| 11/23              | Cin-L | 1         | LB       | 1         | 1         | 0         | 0.0        | 0.0        | 0        | 0        | -        | 0        | 0        | 0        | 0        |
| 11/30              | Ten-W | 1         |          | 0         | 0         | 0         | 0.0        | 0.0        | 0        | 0        | -        | 0        | 0        | 0        | 0        |
| 12/07 at           | Jac-W | 1         |          | 0         | 0         | 0         | 0.0        | 0.0        | 0        | 0        | -        | 0        | 0        | 0        | 0        |
| 12/14 at           | Ind-L | 1         |          | 0         | 0         | 0         | 0.0        | 0.0        | 0        | 0        | -        | 0        | 0        | 0        | 0        |
| 12/21              | Bal-W | 1         |          | 0         | 0         | 0         | 0.0        | 0.0        | 0        | 0        | -        | 0        | 0        | 0        | 0        |
| 12/28              | Jac-W | 1         |          | 0         | 0         | 0         | 0.0        | 0.0        | 0        | 0        | -        | 0        | 0        | 0        | 0        |
| <b>2014 TOTALS</b> |       | <b>16</b> | <b>8</b> | <b>36</b> | <b>19</b> | <b>17</b> | <b>0.0</b> | <b>0.0</b> | <b>1</b> | <b>8</b> | <b>8</b> | <b>0</b> | <b>2</b> | <b>0</b> | <b>1</b> |

### 2013, HOUSTON

| Date               | Opp     | GP        | GS       | Tot      | So       | As       | Sk             | Yd         | Int      | Yd       | Lg       | TD       | PD       | FF       | FR       |
|--------------------|---------|-----------|----------|----------|----------|----------|----------------|------------|----------|----------|----------|----------|----------|----------|----------|
| 09/09 at           | SD-W    | 1         |          | 0        | 0        | 0        | 0.0            | 0.0        | 0        | 0        | -        | 0        | 0        | 0        | 0        |
| 09/15              | Ten-W   | 1         |          | 0        | 0        | 0        | 0.0            | 0.0        | 0        | 0        | -        | 0        | 0        | 0        | 0        |
| 09/22 at           | Bal-L   |           |          |          |          |          | ***inactive*** |            |          |          |          |          |          |          |          |
| 09/29              | Sea-L   | 1         |          | 1        | 1        | 0        | 0.0            | 0.0        | 0        | 0        | -        | 0        | 0        | 1        | 0        |
| 10/06 at           | SF-L    | 1         |          | 2        | 1        | 1        | 0.0            | 0.0        | 0        | 0        | -        | 0        | 0        | 0        | 0        |
| 10/13              | St. L-L | 1         |          | 1        | 1        | 0        | 0.0            | 0.0        | 0        | 0        | -        | 0        | 0        | 0        | 0        |
| 10/20 at           | KC-L    | 1         |          | 0        | 0        | 0        | 0.0            | 0.0        | 0        | 0        | -        | 0        | 0        | 0        | 0        |
| 11/03              | Ind-L   | 1         |          | 0        | 0        | 0        | 0.0            | 0.0        | 0        | 0        | -        | 0        | 0        | 0        | 0        |
| 11/10 at           | Ari-L   | 1         |          | 0        | 0        | 0        | 0.0            | 0.0        | 0        | 0        | -        | 0        | 0        | 0        | 0        |
| 11/17              | Oak-L   | 1         | LB       | 0        | 0        | 0        | 0.0            | 0.0        | 0        | 0        | -        | 0        | 0        | 0        | 0        |
| 11/24              | Jac-L   | 1         |          | 0        | 0        | 0        | 0.0            | 0.0        | 0        | 0        | -        | 0        | 0        | 0        | 0        |
| 12/01              | NE-L    | 1         |          | 0        | 0        | 0        | 0.0            | 0.0        | 0        | 0        | -        | 0        | 0        | 0        | 0        |
| 12/05 at           | Jac-L   | 1         |          | 0        | 0        | 0        | 0.0            | 0.0        | 0        | 0        | -        | 0        | 0        | 0        | 0        |
| 12/15 at           | Ind-L   | 1         |          | 0        | 0        | 0        | 0.0            | 0.0        | 0        | 0        | -        | 0        | 0        | 0        | 0        |
| 12/22              | Den-L   | 1         |          | 0        | 0        | 0        | 0.0            | 0.0        | 0        | 0        | -        | 0        | 0        | 0        | 0        |
| 12/29 at           | Ten-L   | 1         |          | 0        | 0        | 0        | 0.0            | 0.0        | 0        | 0        | -        | 0        | 0        | 0        | 0        |
| <b>2013 TOTALS</b> |         | <b>15</b> | <b>1</b> | <b>4</b> | <b>3</b> | <b>1</b> | <b>0.0</b>     | <b>0.0</b> | <b>0</b> | <b>0</b> | <b>-</b> | <b>0</b> | <b>0</b> | <b>1</b> | <b>0</b> |



## VETERANS

# K'WAUN WILLIAMS

**POSITION** ▶ DEFENSIVE BACK

**SCHOOL** ▶ PITTSBURGH

# 36



**HT:** 5-9 // **WT:** 183 // **BORN:** 7/12/91 // **ACQUIRED:** FA - '14 // **NFL EXPERIENCE:** THIRD YEAR

Originally signed by Cleveland as an undrafted free agent on May 12, 2014.

### SEASONAL REVIEWS:

**2015:** Played in 13 games, starting six as nickel DB...Totaled 38 tackles, one sack, two passes defended, three forced fumbles and two fumble recoveries...Added one special-teams tackle...[9/20] vs. Ten.: During 28-14 victory in home opener, started at DB [nickel corner], posting three solo tackles, one sack and first career forced fumble...[11/1] vs. Ari.: Totaled three tackles, one pass defended, two forced fumbles and one fumble recovery...Forced Larry Fitzgerald to fumble and recovered ball in second quarter...In fourth quarter, forced second fumble of game.

**2014:** Played in 13 games with four starts, serving as the team's primary nickel back...Recorded 31 tackles, eight passes defended and one sack...Added eight special-teams tackles...Helped the Browns kickoff coverage unit finish second in the NFL and the punt coverage team finish eighth... One of five undrafted rookies to earn a spot on the Browns' opening day active roster...[9/7] at Pit.: In NFL debut, posted two tackles and added two special-teams tackles...[10/5] at Ten.: During 29-28 comeback win, registered six tackles and sacked Charlie Whitehurst with 24 seconds remaining to force Tennessee to use its final timeout...[11/6] at Cin.: In 24-3 primetime win, recorded four tackles and two passes defended...Member of Browns defense that limited Bengals to 79 net passing yards, second fewest by NFL team in 2014.

**College:** Appeared in 48 games, with 38 starts, at Pittsburgh...Totaled 161 tackles, 17 passes defended, 11.5 tackles for loss, and seven interceptions...Started all 13 games as a senior...Led the team with seven passes defended and ranked second with two interceptions...Started 11 of his 12 games played during his junior season...Tallied 47 tackles

### AT A GLANCE

- ▶ **First name is pronounced KAY-wahn.**
- ▶ **Earned a spot on the 90-man roster in the spring of 2014 after attending rookie minicamp on a tryout basis and was one of five undrafted rookies to earn a spot on the Browns' opening day active roster in 2014.**
- ▶ **Enjoys reading biographies, including his favorites The Art of War and Steve Jobs.**

and four interceptions on the year...Registered a career-high 64 tackles as a sophomore...Added six passes defended, three forced fumbles, one fumble recovery and one interception...Appeared in 10 games as a freshman, starting one contest...Majored in communication.

**Personal:** Given name K'Waun Lamar Williams...First name is pronounced KAY-wahn...Born in Paterson, N.J...  
**High School:** Attended St. Joseph Regional High School in Montvale, N.J., where he played running back, wide receiver and cornerback...Earned All-New Jersey, All-New Jersey Non-Public and All-Bergen County accolades...Led team to back-to-back state championships with a combined 20-4 record in his final two seasons...Also ran track...  
**Community Involvement:** Participated in several youth football camps and visited Cleveland-area schools...  
**Hobbies/Interests:** Enjoys reading biographies...His favorite books are Steve Jobs and The Art of War...Able to do a backflip and juggle.



# K. WILLIAMS continued...

## K'WAUN WILLIAMS ▶ CAREER STATS

| Year                          | Team      | TACKLES   |           |           |           |           |            |             | INTERCEPTIONS |          |          |          |          | FUMBLES  |          |          |
|-------------------------------|-----------|-----------|-----------|-----------|-----------|-----------|------------|-------------|---------------|----------|----------|----------|----------|----------|----------|----------|
|                               |           | GP        | GS        | Tot       | Solo      | Asst      | Sk         | Yds         | No            | Yds      | Lg       | TD       | PD       | FF       | FR       | Yds      |
| 2014                          | Cleveland | 13        | 4         | 31        | 23        | 8         | 1.0        | 6.0         | 0             | -        | -        | 0        | 8        | 0        | 0        | 0        |
| 2015                          | Cleveland | 13        | 6         | 38        | 30        | 8         | 1.0        | 6.0         | 0             | -        | -        | 0        | 0        | 3        | 1        | 0        |
| <b>NFL totals (two years)</b> |           | <b>26</b> | <b>10</b> | <b>69</b> | <b>52</b> | <b>16</b> | <b>2.0</b> | <b>12.0</b> | <b>0</b>      | <b>-</b> | <b>-</b> | <b>0</b> | <b>8</b> | <b>3</b> | <b>1</b> | <b>0</b> |

**ADDITIONAL STATISTICS:** Sacks: M. Mariota (1.0), C. Whitehurst (1.0). **Forced fumbles:** David Johnson (1), Larry Fitzgerald (1), M. Mariota (1, sack-fumble). **Special-teams tackles:** 8 in 2014; 1 in 2015; NFL totals: 9.

**SINGLE-GAME HIGHS & CAREER MILESTONES:** TACKLES: Total – 7, vs. Hou., 11/16/14. Solo – 6, at Ten., 10/5/14. INTERCEPTIONS: None. Yards – None. Long – None. TDs – None. PASSES DEFENSED: 2, twice; vs. Pit., 10/12/14; at Cin., 11/6/14.. SACKS: 1, twice; at Ten., 10/5/14; vs. Ten., 9/20/15. FUMBLES: Forced – 2, vs. Ari., 11.1/15. Recovered – 1, vs. Ari., 11/1/15. NFL debut: vs. Phi., 9/9/07. First NFL interception: None. First NFL sack: at Ten., 10/5/14 (C. Whitehurst). Last NFL INT – None.

## K'WAUN WILLIAMS ▶ GAME-BY-GAME STATS

### 2015, CLEVELAND

| Date               | Opp                          | GP       | GS        | Tot       | So       | As         | Sk         | Yd       | Int      | Yd       | Lg       | TD       | PD       | FF       | FR       |
|--------------------|------------------------------|----------|-----------|-----------|----------|------------|------------|----------|----------|----------|----------|----------|----------|----------|----------|
| 09/13 at NYJ-L     | 1 DB                         | 2        | 1         | 1         | 0        | 0          | 0.0        | 0.0      | 0        | 0        | -        | 0        | 0        | 0        | 0        |
| 09/20 Ten-W        | 1 DB                         | 3        | 3         | 3         | 0        | 1.0        | 6.0        | 0        | 0        | -        | 0        | 0        | 1        | 0        | 0        |
| 09/27 Oak-L        | ***inactive -- concussion*** |          |           |           |          |            |            |          |          |          |          |          |          |          |          |
| 10/04 at SD-L      | ***inactive -- concussion*** |          |           |           |          |            |            |          |          |          |          |          |          |          |          |
| 10/11 at Bal-W     | 1 DB                         | 2        | 0         | 2         | 0        | 0.0        | 0.0        | 0        | 0        | -        | 0        | 0        | 0        | 0        | 0        |
| 10/18 Den-L        | 1                            | 2        | 2         | 0         | 0.0      | 0.0        | 0          | 0        | -        | 0        | 0        | 0        | 0        | 0        | 0        |
| 10/25 at StL-L     | 1                            | 1        | 0         | 1         | 0.0      | 0.0        | 0          | 0        | -        | 0        | 0        | 0        | 0        | 0        | 0        |
| 11/01 Ari-L        | 1                            | 3        | 2         | 1         | 0.0      | 0.0        | 0          | 0        | -        | 0        | 1        | 2        | 1        | 0        | 0        |
| 11/05 at Cin-L     | 1                            | 4        | 3         | 1         | 0.0      | 0.0        | 0          | 0        | -        | 0        | 0        | 0        | 0        | 0        | 0        |
| 11/15 at Pit-L     | 1                            | 5        | 5         | 0         | 0.0      | 0.0        | 0          | 0        | -        | 0        | 0        | 0        | 0        | 1        | 0        |
| 11/30 Bal-L        | 1                            | 4        | 3         | 1         | 0.0      | 0.0        | 0          | 0        | -        | 0        | 0        | 0        | 0        | 0        | 0        |
| 12/06 Cin-L        | 1                            | 0        | 0         | 0         | 0.0      | 0.0        | 0          | 0        | -        | 0        | 0        | 0        | 0        | 0        | 0        |
| 12/13 SF-W         | 1 DB                         | 4        | 4         | 0         | 0.0      | 0.0        | 0          | 0        | -        | 0        | 0        | 0        | 0        | 0        | 0        |
| 12/20 at Sea-L     | ***inactive -- shoulder***   |          |           |           |          |            |            |          |          |          |          |          |          |          |          |
| 12/27 at KC-L      | 1 DB                         | 4        | 3         | 1         | 0.0      | 0.0        | 0          | 0        | -        | 0        | 1        | 0        | 0        | 0        | 0        |
| 01/03 Pit-L        | 1 DB                         | 4        | 4         | 0         | 0.0      | 0.0        | 0          | 0        | -        | 0        | 0        | 0        | 0        | 0        | 0        |
| <b>2015 TOTALS</b> | <b>13</b>                    | <b>6</b> | <b>38</b> | <b>30</b> | <b>8</b> | <b>1.0</b> | <b>6.0</b> | <b>0</b> | <b>0</b> | <b>-</b> | <b>0</b> | <b>2</b> | <b>3</b> | <b>2</b> | <b>0</b> |

### 2014, CLEVELAND

| Date               | Opp                          | GP       | GS        | Tot       | So       | As         | Sk         | Yd       | Int      | Yd       | Lg       | TD       | PD       | FF       | FR       |
|--------------------|------------------------------|----------|-----------|-----------|----------|------------|------------|----------|----------|----------|----------|----------|----------|----------|----------|
| 09/07 at Pit-L     | 1                            | 2        | 2         | 0         | 0.0      | 0          | 0          | 0        | -        | -        | 0        | 0        | 0        | 0        | 0        |
| 09/14 NO-W         | 1                            | 0        | 0         | 0         | 0.0      | 0          | 0          | 0        | -        | -        | 0        | 0        | 0        | 0        | 0        |
| 09/21 Bal-L        | 1                            | 0        | 0         | 0         | 0.0      | 0          | 0          | 0        | -        | -        | 0        | 0        | 0        | 0        | 0        |
| 10/05 at Ten-W     | 1                            | 6        | 6         | 0         | 1.0      | 6.0        | 0          | 0        | -        | -        | 0        | 1        | 0        | 0        | 0        |
| 10/12 Pit-W        | 1 DB                         | 1        | 1         | 0         | 0.0      | 0          | 0          | 0        | -        | -        | 0        | 2        | 0        | 0        | 0        |
| 10/19 at Jax-L     | ***inactive -- concussion*** |          |           |           |          |            |            |          |          |          |          |          |          |          |          |
| 10/26 Oak-W        | 1                            | 0        | 0         | 0         | 0.0      | 0          | 0          | 0        | -        | -        | 0        | 0        | 0        | 0        | 0        |
| 11/02 TB-W         | 1 DB                         | 0        | 0         | 0         | 0.0      | 0          | 0          | 0        | -        | -        | 0        | 0        | 0        | 0        | 0        |
| 11/06 at Cin-W     | 1                            | 4        | 1         | 3         | 0.0      | 0          | 0          | 0        | -        | -        | 0        | 2        | 0        | 0        | 0        |
| 11/16 Hou-L        | 1 DB                         | 7        | 4         | 3         | 0.0      | 0          | 0          | 0        | -        | -        | 0        | 1        | 0        | 0        | 0        |
| 11/23 at Atl-W     | 1                            | 5        | 5         | 0         | 0.0      | 0          | 0          | 0        | -        | -        | 0        | 0        | 0        | 0        | 0        |
| 11/30 at Buf-L     | 1                            | 2        | 2         | 0         | 0.0      | 0          | 0          | 0        | -        | -        | 0        | 0        | 0        | 0        | 0        |
| 12/07 Ind-L        | 1 DB                         | 3        | 1         | 2         | 0.0      | 0          | 0          | 0        | -        | -        | 0        | 1        | 0        | 0        | 0        |
| 12/14 Cin-L        | ***inactive -- hamstring***  |          |           |           |          |            |            |          |          |          |          |          |          |          |          |
| 12/21 at Car-L     | ***inactive -- hamstring***  |          |           |           |          |            |            |          |          |          |          |          |          |          |          |
| 12/28 at Bal-L     | 1                            | 1        | 1         | 0         | 0.0      | 0          | 0          | 0        | -        | -        | 0        | 1        | 0        | 0        | 0        |
| <b>2014 TOTALS</b> | <b>13</b>                    | <b>4</b> | <b>31</b> | <b>23</b> | <b>8</b> | <b>1.0</b> | <b>6.0</b> | <b>0</b> | <b>-</b> | <b>-</b> | <b>0</b> | <b>8</b> | <b>0</b> | <b>0</b> | <b>0</b> |



## VETERANS

# TRAMON WILLIAMS



**POSITION** ▶ DEFENSIVE BACK

**SCHOOL** ▶ LOUISIANA TECH

# 22

**HT:** 6-0 // **WT:** 192 // **BORN:** 3/16/83 // **ACQUIRED:** UFA (G.B.) - '15 // **NFL EXPERIENCE:** 10TH YEAR

**PRO BOWL SELECTIONS:** ONE [2010]



**SUPER BOWLS WON:** ONE [XLV]



Originally signed by the Houston Texans as an undrafted free agent on May 8, 2006...Released by the Texans on Sept. 3, 2006...Signed by the Green Bay Packers to the practice squad on Nov. 29, 2006...Signed by the Packers on Jan. 2, 2007...Signed by Cleveland Browns as unrestricted free agent on March 16, 2015.

### CAREER HIGHLIGHTS:

Ranks ninth among all active players with 29 interceptions...Tied a Packers record with four career postseason interceptions...Tied a Packers record with three interceptions during the 2010 playoffs...Selected to the Pro Bowl in 2010, while helping the Packers win Super Bowl XLV...Earned NFC Special Teams Player of the Week honors for Week 11 in 2007 after returning a punt 94-yards for first career touchdown.

### SEASONAL REVIEWS:

**2015:** Led Browns with 10 passes defended...Started all 15 games played...Amassed 69 tackles and one interception... [11/30] vs. Bal.: Picked off Matt Schaub in final minute of fourth quarter, his first with Browns.

**2014:** Started all 16 games for the third consecutive season...Totaled 70 tackles, 13 passes defended and three INTs on the year... [9/14] vs. NYJ: Posted five tackles, two passes defended and one INT... [11/16] vs. Phi.: Notched four tackles and an INT... [12/14] at Buf.: Recorded two tackles and an INT.

**2013:** Started all 16 games...Recorded career highs in tackles [91] and sacks [2.5]...Added three INTs, 14 passes defended, two forced fumble and two fumble recoveries... Also posted an INT and three passes defended in the team's playoff contest... [12/15] at Dal.: Recorded nine tackles, two passes defended and a game-sealing INT with 1:24 remaining in the fourth quarter... [1/5/14] vs. S.F.: Tied Packers franchise record with fourth postseason INT.

**2012:** Started all 16 games...Registered 61 tackles, two INTs and tied a career-high with 24 passes defended...Named Packers recipient of the Ed Block Courage Award... [9/13] vs. Chi.: Registered four tackles and two interceptions... [10/5] at Ind.: Credited with a career-high five passes defended.

### AT A GLANCE

- ▶ **First name is pronounced trah-MAHN.**
- ▶ **Tied a Packers postseason record with three interceptions in the 2010 playoffs, while helping Green Bay win Super Bowl XLV.**
- ▶ **Has recorded 29 career interceptions in the regular season and four in the postseason.**
- ▶ **Teammate of former NFL RB Brandon Jacobs at Assumption High School in Napoleonville, La.**

**2011:** Posted third consecutive season with 20-plus passes defended with a team-leading 24...Also collected four interceptions, including one he returned for his first regular-season TD... [9/18] at Car.: Inactive [shoulder] for the first time in career, snapping a streak of 72 consecutive games played [including playoffs]... [11/6] at S.D.: Returned an INT 43 yards for the first regular-season TD of career... [11/20] vs. T.B.: Recorded the first regular-season multi-INT game of his career with two picks of QB Josh Freeman...Marked his third consecutive game with an INT, the second such stretch of his career.

**2010:** Selected to the Pro Bowl...Earned All-NFC recognition from Pro Football Weekly...Started all 16 contests for the first time in his career...Recorded 63 tackles, six interceptions, 23 passes defended, two fumble recoveries, one forced fumble and one sack...Led the team in INTs and passes defended, and his regular-season INT total was tied for fifth in the NFL...Handled punt-return duties, posting an 8.0-yard average on 41 returns...Started all four postsea-



# T. WILLIAMS continued...

son games and led the league with three interceptions, including one returned for a TD, during the playoffs...Became the first NFL player since the N.Y. Giants' R.W. McQuarters (2007) to post three INTs in a postseason...Added eight passes defended during the playoffs...[10/10] at Wash.: Recorded a 64-yard INT return and a 52-yard punt return to join CB Deion Sanders (Sept. 21, 1998) and CB Darrent Williams (Sept. 13, 2005) as the only NFL players since the merger to record an INT return of 60-plus yards and a punt return of 50-plus yards in the same game...[1/9/11] at Phi.: Intercepted Michael Vick's pass intended for WR Riley Cooper in the end zone with 33 seconds remaining to clinch Wild Card the victory...[1/15/11] at Atl.: Intercepted passes on back-to-back possessions in the second quarter of the divisional game...Made first interception in the end zone and the second he returned 70-yards for a score...The INT return was the second longest in Packers postseason history...[2/6/11] vs. Pit.: Recorded a team-high three passes defended, including one that sealed the game on fourth down on Pittsburgh's final drive helping the Packers win Super Bowl XLV.

**2009:** Led the team with 22 passes defended...Posted 42 tackle, four INTs and a sack...Added a career-high 11 tackles on special teams...Recorded a 10.4-yard average on 13 punt returns and also returned two kickoffs for 26 yards [13.0 avg.]...Became the first player in franchise history to post an INT return of 65 yards [67 vs. Chicago, Sept. 13] and a punt return of 45 yards [45 vs. Detroit, Oct. 18] in the same season...[9/13] vs. Chi.: Intercepted a Jay Cutler pass at Green Bay's 32 and returned it a career-long 67 yards to Chicago's 1 to set up a Ryan Grant TD run on the next play...[12/13] at Chi.: Posted the first sack of his career after he brought down Cutler for an 8-yard loss on the Bears' final series.

**2008:** Tied for third in the NFC with five INTs...Along with teammates Charles Woodson and Nick Collins, became first Packers trio to each post five or more INTs in a season since 1996...Added 14 passes defended and five special teams tackles...Tied for second on the team with two forced fumbles...[10/5] vs. Atl: Posted a career-high 10 tackles along with an INT.

**2007:** Played in all 16 contests, plus both playoff games... Led team with 30 kickoff returns for 684 yards [22.8 avg.], plus six punt returns for 118 yards [19.7 avg.] and a TD... Added seven special teams tackles...[11/18] vs. Car.: Named NFC Special Teams Player of the Week after scoring first career TD on a first-quarter punt return...K John Kasay punted out of field-goal formation and Williams fielded the punt off the bounce and returned it 94 yards for a touchdown... [12/30] vs. Det.: Registered first career INT, catching a Jon Kitna pass tipped by DE Cullen Jenkins.

**2006:** Spent training camp with the Texans...Spent the final five weeks of the season on Green Bay's practice squad.

**College:** A three-year letterman at Louisiana Tech...Initially enrolled as a non-athlete in pursuit of a degree in electrical engineering, but attended a football game during his first semester on campus and was motivated to try out as a walk-on the following spring...Finished his career with 91 tackles, seven INTs, 32 passes defended and one forced fumble...Led the nation with 19 passes defended as a senior...Earned two degrees, one in sociology and the other in computer information systems.

**Personal:** Born Tramon Vernell Williams...First name is pronounced trah-MAHN...Born in Houma, La...Married Shantell Moore in June 2009...The couple has a boy, Tramon Jr., and a girl, Trinity...**High School:** Attended Assumption High School in Napoleonville, La...Helped the team capture four consecutive division titles...Teammate of former NFL RB Brandon Jacobs...Ran track one season and finished second in the state in the long jump, second in the triple jump and third in the high jump...**Community Involvement:** Spent time with military service men and women as part of the Browns' Military Appreciation Day...Also visited local hospitals...**Hobbies/Interest:** Held part-time jobs stocking shelves in a supermarket, shoveling coal and cleaning coal machinery, cleaning tractors and working on his uncle's farm...Also worked for a construction company that built a building on the Louisiana State University campus...Personal website is <http://www.tramonwilliams-38.com>.



# VETERANS

## T. WILLIAMS continued...

### TRAMON WILLIAMS ▶ CAREER STATS

| Year                    | Team      | GP GS |      | TACKLES |     |     | Asst | Sk   | Yds | INTERCEPTIONS |     |    |     | FUMBLES |     |   |
|-------------------------|-----------|-------|------|---------|-----|-----|------|------|-----|---------------|-----|----|-----|---------|-----|---|
|                         |           | Tot   | Solo | Asst    | No  | Yds |      |      |     | Lg            | TD  | PD | FF  | FR      | Yds |   |
| 2006                    | Green Bay | 16    | 1    | 11      | 10  | 1   | 0    | 0.0  | 1   | 22            | 22  | 0  | 4   | 0       | 0   | 0 |
| 2007                    | Green Bay | 16    | 9    | 52      | 45  | 7   | 0    | 0.0  | 5   | 78            | 39  | 0  | 14  | 0       | 1   | 0 |
| 2008                    | Green Bay | 16    | 10   | 42      | 25  | 13  | 1.0  | 8.0  | 4   | 94            | 67  | 0  | 22  | 0       | 0   | 0 |
| 2009                    | Green Bay | 16    | 10   | 42      | 25  | 13  | 1.0  | 8.0  | 4   | 87            | 64  | 0  | 23  | 0       | 2   | 0 |
| 2010                    | Green Bay | 16    | 10   | 42      | 25  | 13  | 1.0  | 5.0  | 6   | 87            | 64  | 0  | 22  | 0       | 0   | 0 |
| 2011                    | Green Bay | 15    | 15   | 63      | 51  | 14  | 0.0  | 0.0  | 4   | 92            | 43† | 1  | 24  | 0       | 0   | 0 |
| 2012                    | Green Bay | 16    | 15   | 63      | 51  | 10  | 0.0  | 0.0  | 2   | 38            | 38  | 0  | 14  | 0       | 0   | 0 |
| 2013                    | Green Bay | 16    | 16   | 91      | 68  | 23  | 2.5  | 16.5 | 3   | 10            | 10  | 0  | 24  | 2       | 0   | 0 |
| 2014                    | Green Bay | 16    | 16   | 70      | 60  | 14  | 0.0  | 0.0  | 3   | 2             | 2   | 0  | 13  | 0       | 1   | 0 |
| 2015                    | Cleveland | 15    | 15   | 69      | 55  | 14  | 0.0  | 0.0  | 1   | 2             | 2   | 0  | 10  | 0       | 0   | 0 |
| NFL totals (nine years) |           | 142   | 114  | 525     | 424 | 101 | 4.5  | 29.5 | 29  | 425           | 67  | 1  | 148 | 5       | 7   | 0 |

| Year       | Team      | KICKOFF RETURNS |     |      |    |    | PUNT RETURNS |    |     |      |     |    |
|------------|-----------|-----------------|-----|------|----|----|--------------|----|-----|------|-----|----|
|            |           | No              | Yds | Avg  | Lg | TD | No           | FC | Yds | Avg  | Lg  | TD |
| 2007       | Green Bay | 30              | 684 | 22.8 | 65 | 0  | 6            | 0  | 118 | 19.7 | 94† | 1  |
| 2009       | Green Bay | 2               | 28  | 13.0 | 24 | 0  | 13           | 5  | 135 | 10.4 | 45  | 0  |
| 2010       | Green Bay | 0               | 0   | 0.0  | 0  | 0  | 4            | 19 | 326 | 8.0  | 52  | 0  |
| 2015       | Cleveland | 1               | 0   | 0.0  | 0  | 0  | 1            | 1  | 1.0 | 1.0  | 1   | 0  |
| NFL totals |           | 32              | 710 | 22.2 | 65 | 0  | 61           | 24 | 580 | 9.5  | 94† | 1  |

#### PLAYOFFS

| Year       | Team      | GP GS |      | TACKLES |    |     | Asst | Sk | Yds | INTERCEPTIONS |     |    |    | FUMBLES |     |   |
|------------|-----------|-------|------|---------|----|-----|------|----|-----|---------------|-----|----|----|---------|-----|---|
|            |           | Tot   | Solo | Asst    | No | Yds |      |    |     | Lg            | TD  | PD | FF | FR      | Yds |   |
| 2007       | Green Bay | 2     | 0    | 0       | 0  | 0   | 0    | 0  | 0   | 0             | 0   | 0  | 0  | 0       | 0   | 0 |
| 2009       | Green Bay | 1     | 0    | 0       | 0  | 0   | 0    | 0  | 0   | 0             | 0   | 0  | 0  | 0       | 0   | 0 |
| 2010       | Green Bay | 4     | 4    | 13      | 9  | 2   | 0    | 0  | 3   | 79            | 70† | 0  | 8  | 0       | 0   | 0 |
| 2011       | Green Bay | 1     | 1    | 3       | 4  | 0   | 0    | 0  | 0   | 0             | 0   | 0  | 0  | 0       | 0   | 0 |
| 2012       | Green Bay | 2     | 2    | 16      | 13 | 3   | 0    | 0  | 0   | 0             | 0   | 0  | 4  | 0       | 0   | 0 |
| 2013       | Green Bay | 1     | 1    | 2       | 2  | 0   | 0    | 0  | 1   | 17            | 17  | 0  | 3  | 0       | 0   | 0 |
| Postseason |           | 13    | 11   | 55      | 41 | 14  | 0    | 0  | 4   | 96            | 70† | 1  | 18 | 0       | 0   | 0 |

| Year       | Team      | KICKOFF RETURNS |     |      |    |    | PUNT RETURNS |    |     |     |    |    |
|------------|-----------|-----------------|-----|------|----|----|--------------|----|-----|-----|----|----|
|            |           | No              | Yds | Avg  | Lg | TD | No           | FC | Yds | Avg | Lg | TD |
| 2007       | Green Bay | 6               | 168 | 26.7 | 49 | 0  | 0            | 0  | 3   | 1.0 | 0  | 0  |
| 2009       | Green Bay | 1               | 23  | 29.0 | 29 | 0  | 0            | 0  | 0   | 0.0 | 2  | 0  |
| 2010       | Green Bay | 0               | 0   | 0.0  | 0  | 0  | 0            | 0  | 0   | 0.0 | 0  | 0  |
| Postseason |           | 7               | 189 | 27.0 | 49 | 0  | 0            | 9  | 2   | 34  | 11 | 0  |

**ADDITIONAL STATISTICS:** Multiple-interception games – 2, twice: vs. TB, 11/20/11; vs. Chi., 9/13/2012. Career interceptions – Jay Cutler (3), Josh Freeman (2), Eli Manning (2), Mark Sanchez (2), Matt Schaub (2), Matthew Stafford (2), Brett Favre (1), Joe Flacco (1), Gus Ferrotte (1), Charlie Frye (1), Brian Griese (1), Chad Henne (1), Jon Kitna (1), Donovan McNabb (1), Kyle Orton (1), Philip Rivers (1), Matt Ryan (1), Brian St. Pierre (1), Christian Ponder (1), Tony Romo (1), Geno Smith (1), Drew Stanton (1). Career sacks – Jay Cutler (2), Andy Dalton (1), Brandon Weeden (1), Nick Foles (0.5). Career forced fumbles – Dallas Clark (1), Muhsin Muhammad (1), LaDainian Tomlinson (1), Nick Foles (sack-fumble), Alshon Jeffery (1). Special-teams tackles – 7 in 2007, 1 in 2007 playoffs, 5 in 2008, 11 in 2009, 1 in 2009 playoffs, 5 in 2010; NFL total: 28.

**SINGLE-GAME HIGHS & CAREER MILESTONES:** TACKLES: Total – 10, vs. Atl., 10/5/08. Solo – 9, twice; last: at Dal., 12/15/13. INTERCEPTIONS: 2, twice; last: vs. Chi., 9/13/12. Yards – 67, vs. Chi., 9/13/09. Long – 67, vs. Chi., 9/13/09. TDs – 1, at SD, 11/6/11 (P. Rivers, 43 yards). PASSES DEFENSED: 5, at Ind., 10/7/12. SACKS: 1, four times; last: vs. Cle., 10/20/13. FUMBLES: Forced – 1, five times; last: at Chi., 12/29/13. Recovered – 1, seven times; last: at NO, 10/26/14. NFL debut: vs. Phi., 9/9/07. First NFL interception: vs. Det., 12/30/07 (J. Kitna). First NFL sack: at Chi., 12/13/09 (J. Cutler). Last NFL INT: vs. Bal., 11/30/15 (M.Schaub).

### TRAMON WILLIAMS ▶ GAME-BY-GAME STATS

#### 2015, CLEVELAND

| Date           | Opp                          | GP | GS | Tot | So | As | Sk  | Yd  | Int | Yd | Lg | TD | PD | FF | FR |  |
|----------------|------------------------------|----|----|-----|----|----|-----|-----|-----|----|----|----|----|----|----|--|
| 09/13 at NYJ-L | 1RCB                         | 4  | 3  | 1   | 0  | 0  | 0.0 | 0.0 | 0   | 0  | -  | 0  | 0  | 0  | 0  |  |
| 09/20 Ten-W    | 1RCB                         | 5  | 4  | 1   | 0  | 0  | 0.0 | 0.0 | 0   | 0  | -  | 0  | 1  | 0  | 0  |  |
| 09/27 Oak-L    | 1RCB                         | 5  | 3  | 2   | 0  | 0  | 0.0 | 0.0 | 0   | 0  | -  | 0  | 1  | 0  | 0  |  |
| 10/04 at SD-L  | 1RCB                         | 5  | 5  | 0   | 0  | 0  | 0.0 | 0.0 | 0   | 0  | -  | 0  | 1  | 0  | 0  |  |
| 10/11 at Bal-W | 1RCB                         | 3  | 2  | 1   | 0  | 0  | 0.0 | 0.0 | 0   | 0  | -  | 0  | 0  | 0  | 0  |  |
| 10/18 Den-L    | 1RCB                         | 6  | 5  | 1   | 0  | 0  | 0.0 | 0.0 | 0   | 0  | -  | 0  | 1  | 0  | 0  |  |
| 10/25 at STL-L | 1RCB                         | 1  | 0  | 1   | 0  | 0  | 0.0 | 0.0 | 0   | 0  | -  | 0  | 0  | 0  | 0  |  |
| 11/01 Ari-L    | 1RCB                         | 9  | 6  | 3   | 0  | 0  | 0.0 | 0.0 | 0   | 0  | -  | 0  | 1  | 0  | 0  |  |
| 11/05 at Cin-L | 1RCB                         | 7  | 6  | 1   | 0  | 0  | 0.0 | 0.0 | 0   | 0  | -  | 0  | 0  | 0  | 0  |  |
| 11/15 at Pit-L | 1RCB                         | 2  | 2  | 0   | 0  | 0  | 0.0 | 0.0 | 0   | 0  | -  | 0  | 1  | 0  | 0  |  |
| 11/30 Bal-L    | 1RCB                         | 4  | 3  | 1   | 0  | 0  | 0.0 | 0.0 | 1   | 2  | 2  | 0  | 1  | 0  | 0  |  |
| 12/06 Cin-L    | 1RCB                         | 3  | 3  | 0   | 0  | 0  | 0.0 | 0.0 | 0   | 0  | -  | 0  | 0  | 0  | 0  |  |
| 12/13 SF-W     | 1RCB                         | 7  | 5  | 2   | 0  | 0  | 0.0 | 0.0 | 0   | 0  | -  | 0  | 2  | 0  | 0  |  |
| 12/20 at Sea-L | 1RCB                         | 5  | 5  | 0   | 0  | 0  | 0.0 | 0.0 | 0   | 0  | -  | 0  | 1  | 0  | 0  |  |
| 12/27 at KC-L  | 1RCB                         | 3  | 3  | 0   | 0  | 0  | 0.0 | 0.0 | 0   | 0  | -  | 0  | 0  | 0  | 0  |  |
| 01/03 Pit-L    | ***inactive -- concussion*** |    |    |     |    |    |     |     |     |    |    |    |    |    |    |  |
| 2015 TOTALS    |                              | 15 | 15 | 69  | 55 | 14 | 0.0 | 0.0 | 1   | 2  | 2  | 0  | 10 | 0  | 0  |  |

STAFF

PLAYERS

2015 SEASON

HISTORY

RECORDS

GAME DAY



# VETERANS

## T. WILLIAMS continued...

### 2014, GREEN BAY

| Date     | Opp   | GP | GS  | Tot | So | As | Sk  | Yd | Int | Yd | Lg | TD | PD | FF | FR |
|----------|-------|----|-----|-----|----|----|-----|----|-----|----|----|----|----|----|----|
| 09/04 at | Sea-L | 1  | LCB | 4   | 3  | 1  | 0.0 | 0  | 0   | 0  | 0  | 0  | 1  | 0  | 0  |
| 09/14    | NYJ-W | 1  | LCB | 5   | 4  | 1  | 0.0 | 0  | 1   | 0  | 0  | 0  | 2  | 0  | 0  |
| 09/21 at | Det-L | 1  | LCB | 7   | 4  | 3  | 0.0 | 0  | 0   | 0  | 0  | 0  | 1  | 0  | 0  |
| 09/28 at | Chi-W | 1  | LCB | 5   | 5  | 0  | 0.0 | 0  | 0   | 0  | 0  | 0  | 1  | 0  | 0  |
| 10/02    | Min-W | 1  | LCB | 7   | 6  | 1  | 0.0 | 0  | 0   | 0  | 0  | 0  | 1  | 0  | 0  |
| 10/12 at | Mia-W | 1  | LCB | 3   | 3  | 0  | 0.0 | 0  | 0   | 0  | 0  | 0  | 0  | 0  | 0  |
| 10/19    | Car-W | 1  | LCB | 3   | 2  | 1  | 0.0 | 0  | 0   | 0  | 0  | 0  | 1  | 0  | 0  |
| 10/26 at | NO-L  | 1  | LCB | 4   | 3  | 1  | 0.0 | 0  | 0   | 0  | 0  | 0  | 0  | 0  | 1  |
| 11/09    | Chi-W | 1  | LCB | 1   | 1  | 0  | 0.0 | 0  | 0   | 0  | 0  | 0  | 0  | 0  | 0  |
| 11/16    | Phi-W | 1  | LCB | 4   | 4  | 0  | 0.0 | 0  | 1   | 2  | 2  | 0  | 1  | 0  | 0  |
| 11/23 at | Min-W | 1  | LCB | 3   | 3  | 0  | 0.0 | 0  | 0   | 0  | 0  | 0  | 2  | 0  | 0  |
| 11/30    | NE-W  | 1  | LCB | 9   | 8  | 1  | 0.0 | 0  | 0   | 0  | 0  | 0  | 0  | 0  | 0  |
| 12/08    | Atl-W | 1  | LCB | 5   | 4  | 1  | 0.0 | 0  | 0   | 0  | 0  | 0  | 1  | 0  | 0  |
| 12/14 at | BUF-L | 1  | LCB | 2   | 2  | 0  | 0.0 | 0  | 1   | 0  | 0  | 0  | 1  | 0  | 0  |
| 12/21 at | TB-W  | 1  | LCB | 3   | 3  | 0  | 0.0 | 0  | 0   | 0  | 0  | 0  | 0  | 0  | 0  |
| 12/28    | Det-W | 1  | LCB | 5   | 5  | 0  | 0.0 | 0  | 0   | 0  | 0  | 0  | 1  | 0  | 0  |

|                    |           |           |           |           |           |            |            |          |          |          |          |           |          |          |          |
|--------------------|-----------|-----------|-----------|-----------|-----------|------------|------------|----------|----------|----------|----------|-----------|----------|----------|----------|
| <b>2014 TOTALS</b> | <b>16</b> | <b>16</b> | <b>70</b> | <b>60</b> | <b>10</b> | <b>0.0</b> | <b>0.0</b> | <b>3</b> | <b>2</b> | <b>2</b> | <b>0</b> | <b>13</b> | <b>0</b> | <b>1</b> | <b>1</b> |
| 1/11/15            | Dal-W1    | 1         | LCB       | 2         | 2         | 0          | 0.0        | 0        | 0        | 0        | 0        | 0         | 1        | 0        | 0        |
| 1/18/15 at         | Sea-L2    | 1         | LCB       | 4         | 2         | 2          | 0.0        | 0        | 0        | 0        | 0        | 0         | 0        | 0        | 0        |

1-NFC Divisional playoff; 2-NFC Championship

### 2013, GREEN BAY

| Date     | Opp   | GP | GS | Tot | So | As | Sk  | Yd  | Int | Yd | Lg | TD | PD | FF | FR |
|----------|-------|----|----|-----|----|----|-----|-----|-----|----|----|----|----|----|----|
| 09/08 at | SF-L  | 1  | DB | 3   | 2  | 1  | 0.0 | 0   | 0   | 0  | 0  | 0  | 1  | 0  | 0  |
| 09/15    | Was-W | 1  | DB | 8   | 6  | 2  | 0.0 | 0   | 0   | 0  | 0  | 0  | 2  | 0  | 0  |
| 09/22 at | Cin-L | 1  | DB | 3   | 3  | 0  | 1.0 | 8   | 0   | 0  | 0  | 0  | 0  | 0  | 0  |
| 10/06    | Det-W | 1  | DB | 8   | 2  | 6  | 0.0 | 0   | 0   | 0  | 0  | 0  | 2  | 0  | 0  |
| 10/13 at | Bal-W | 1  | DB | 4   | 1  | 3  | 0.0 | 0   | 0   | 0  | 0  | 0  | 0  | 0  | 0  |
| 10/20    | Cle-W | 1  | DB | 4   | 3  | 1  | 1.0 | 4   | 0   | 0  | 0  | 0  | 0  | 0  | 0  |
| 10/27 at | Min-W | 1  | DB | 3   | 3  | 0  | 0.0 | 0   | 0   | 0  | 0  | 0  | 1  | 0  | 0  |
| 11/04    | Chi-L | 1  | DB | 6   | 4  | 2  | 0.0 | 0   | 0   | 0  | 0  | 0  | 2  | 0  | 0  |
| 11/10    | Phi-L | 1  | DB | 7   | 6  | 1  | 0.5 | 4.5 | 0   | 0  | 0  | 0  | 0  | 1  | 1  |
| 11/17 at | NYG-L | 1  | DB | 8   | 8  | 0  | 0.0 | 0   | 1   | 10 | 10 | 0  | 1  | 0  | 0  |
| 11/24    | Min-T | 1  | DB | 7   | 4  | 3  | 0.0 | 0   | 0   | 0  | 0  | 0  | 0  | 0  | 0  |
| 11/28 at | Det-L | 1  | DB | 4   | 4  | 0  | 0.0 | 0   | 1   | 0  | 0  | 0  | 1  | 0  | 0  |
| 12/08    | Atl-W | 1  | DB | 7   | 5  | 2  | 0.0 | 0   | 0   | 0  | 0  | 0  | 0  | 0  | 0  |
| 12/15 at | Dal-W | 1  | DB | 9   | 9  | 0  | 0.0 | 0   | 1   | 0  | 0  | 0  | 2  | 0  | 0  |
| 12/22    | Pit-L | 1  | DB | 4   | 3  | 1  | 0.0 | 0   | 0   | 0  | 0  | 0  | 0  | 0  | 1  |
| 12/29 at | Chi-W | 1  | DB | 6   | 5  | 1  | 0.0 | 0   | 0   | 0  | 0  | 0  | 2  | 1  | 0  |

|                    |           |           |           |           |           |            |             |          |           |           |          |           |          |          |          |
|--------------------|-----------|-----------|-----------|-----------|-----------|------------|-------------|----------|-----------|-----------|----------|-----------|----------|----------|----------|
| <b>2013 TOTALS</b> | <b>16</b> | <b>16</b> | <b>91</b> | <b>68</b> | <b>23</b> | <b>2.5</b> | <b>16.5</b> | <b>3</b> | <b>10</b> | <b>10</b> | <b>0</b> | <b>14</b> | <b>2</b> | <b>2</b> | <b>2</b> |
| 01/05/14           | SF-L1     | 1         | DB        | 2         | 2         | 0          | 0.0         | 0        | 1         | 17        | 17       | 0         | 3        | 0        | 0        |

1-NFC Wild Card Playoff

### 2012, GREEN BAY

| Date     | Opp   | GP | GS | Tot | So | As | Sk  | Yd | Int | Yd | Lg | TD | PD | FF | FR |
|----------|-------|----|----|-----|----|----|-----|----|-----|----|----|----|----|----|----|
| 09/09    | SF-L  | 1  | DB | 4   | 4  | 0  | 0.0 | 0  | 0   | 0  | 0  | 0  | 0  | 0  | 0  |
| 09/13    | Chi-W | 1  | DB | 4   | 4  | 0  | 0.0 | 0  | 2   | 38 | 38 | 0  | 2  | 0  | 0  |
| 09/24 at | Sea-L | 1  | DB | 2   | 1  | 1  | 0.0 | 0  | 0   | 0  | 0  | 0  | 0  | 0  | 0  |
| 09/30    | NO-W  | 1  | DB | 9   | 7  | 2  | 0.0 | 0  | 0   | 0  | 0  | 0  | 3  | 0  | 0  |
| 10/07 at | Ind-L | 1  | DB | 6   | 6  | 0  | 0.0 | 0  | 0   | 0  | 0  | 0  | 5  | 0  | 0  |
| 10/14 at | Hou-W | 1  | DB | 6   | 6  | 0  | 0.0 | 0  | 0   | 0  | 0  | 0  | 3  | 0  | 0  |
| 10/21 at | StL-W | 1  | DB | 4   | 3  | 1  | 0.0 | 0  | 0   | 0  | 0  | 0  | 0  | 0  | 0  |
| 10/28    | Jax-W | 1  | DB | 5   | 4  | 1  | 0.0 | 0  | 0   | 0  | 0  | 0  | 2  | 0  | 0  |
| 11/04    | Ari-W | 1  | DB | 2   | 2  | 0  | 0.0 | 0  | 0   | 0  | 0  | 0  | 0  | 0  | 0  |
| 11/18 at | Det-W | 1  | DB | 1   | 1  | 0  | 0.0 | 0  | 0   | 0  | 0  | 0  | 0  | 0  | 0  |
| 11/25 at | NYG-L | 1  | DB | 2   | 1  | 1  | 0.0 | 0  | 0   | 0  | 0  | 0  | 1  | 0  | 0  |
| 12/02    | Min-W | 1  | DB | 4   | 3  | 1  | 0.0 | 0  | 0   | 0  | 0  | 0  | 1  | 0  | 0  |
| 12/09    | Det-W | 1  | DB | 1   | 1  | 0  | 0.0 | 0  | 0   | 0  | 0  | 0  | 3  | 0  | 0  |
| 12/16 at | Chi-W | 1  | DB | 2   | 2  | 0  | 0.0 | 0  | 0   | 0  | 0  | 0  | 0  | 0  | 0  |
| 12/23    | Ten-W | 1  | DB | 2   | 2  | 0  | 0.0 | 0  | 0   | 0  | 0  | 0  | 3  | 0  | 0  |
| 12/30 at | Min-L | 1  | DB | 7   | 4  | 3  | 0.0 | 0  | 0   | 0  | 0  | 0  | 1  | 0  | 0  |

|                    |           |           |           |           |           |            |          |          |           |           |          |           |          |          |          |
|--------------------|-----------|-----------|-----------|-----------|-----------|------------|----------|----------|-----------|-----------|----------|-----------|----------|----------|----------|
| <b>2012 TOTALS</b> | <b>16</b> | <b>16</b> | <b>61</b> | <b>51</b> | <b>10</b> | <b>0.0</b> | <b>0</b> | <b>2</b> | <b>38</b> | <b>38</b> | <b>0</b> | <b>24</b> | <b>0</b> | <b>0</b> | <b>0</b> |
|--------------------|-----------|-----------|-----------|-----------|-----------|------------|----------|----------|-----------|-----------|----------|-----------|----------|----------|----------|

|             |        |   |    |   |   |   |     |   |   |   |   |   |   |   |   |
|-------------|--------|---|----|---|---|---|-----|---|---|---|---|---|---|---|---|
| 01/05/13    | Min-W1 | 1 | DB | 7 | 4 | 3 | 0.0 | 0 | 0 | 0 | 0 | 0 | 3 | 0 | 0 |
| 01/12/13 at | SF-L2  | 1 | DB | 9 | 9 | 0 | 0.0 | 0 | 0 | 0 | 0 | 0 | 1 | 0 | 0 |

1-NFC Wild Card Playoff; 2-NFC Divisional Playoff

STAFF

PLAYERS

2015 SEASON

HISTORY

RECORDS

GAME DAY





# VETERANS

## T. WILLIAMS continued...

### 2011, GREEN BAY

| Date                     | Opp       | GP        | GS | Tot       | So        | As        | Sk         | Yd       | Int      | Yd        | Lg         | TD       | PD        | FF       | FR       |
|--------------------------|-----------|-----------|----|-----------|-----------|-----------|------------|----------|----------|-----------|------------|----------|-----------|----------|----------|
| 09/08                    | NO-W      | 1         | DB | 4         | 3         | 1         | 0.0        | 0        | 0        | 0         | 0          | 0        | 1         | 0        | 1        |
| 09/18 at                 | Car-W     |           |    |           |           |           |            |          |          |           |            |          |           |          |          |
|                          |           |           |    |           |           |           |            |          |          |           |            |          |           |          |          |
| 09/25 at                 | Chi-W     | 1         | DB | 1         | 1         | 0         | 0.0        | 0        | 0        | 0         | 0          | 0        | 2         | 0        | 0        |
| 10/02                    | Den-W     | 1         | DB | 5         | 5         | 0         | 0.0        | 0        | 0        | 0         | 0          | 0        | 0         | 0        | 0        |
| 10/09 at                 | Atl-W     | 1         | DB | 4         | 4         | 0         | 0.0        | 0        | 0        | 0         | 0          | 0        | 2         | 0        | 0        |
| 10/16                    | StL-W     | 1         | DB | 7         | 5         | 2         | 0.0        | 0        | 0        | 0         | 0          | 0        | 2         | 0        | 0        |
| 10/23 at                 | Min-W     | 1         | DB | 2         | 2         | 0         | 0.0        | 0        | 0        | 0         | 0          | 0        | 2         | 0        | 0        |
| 11/06 at                 | SD-W      | 1         | DB | 2         | 1         | 1         | 0.0        | 0        | 1        | 43        | 43T        | 1        | 2         | 0        | 0        |
| 11/14                    | Min-W     | 1         | DB | 3         | 0         | 3         | 0.0        | 0        | 1        | 21        | 21         | 0        | 1         | 0        | 0        |
| 11/20                    | TB-W      | 1         | DB | 9         | 9         | 0         | 0.0        | 0        | 2        | 28        | 28         | 0        | 2         | 0        | 0        |
| 11/24 at                 | Det-W     | 1         | DB | 2         | 1         | 1         | 0.0        | 0        | 0        | 0         | 0          | 0        | 3         | 0        | 0        |
| 12/04 at                 | NYG-W     | 1         | DB | 6         | 5         | 1         | 0.0        | 0        | 0        | 0         | 0          | 0        | 1         | 0        | 0        |
| 12/11                    | Oak-W     | 1         | DB | 5         | 4         | 1         | 0.0        | 0        | 0        | 0         | 0          | 0        | 1         | 0        | 0        |
| 12/18 at                 | KC-L      | 1         | DB | 3         | 3         | 0         | 0.0        | 0        | 0        | 0         | 0          | 0        | 2         | 0        | 0        |
| 12/25                    | Chi-W     | 1         | DB | 3         | 1         | 2         | 0.0        | 0        | 0        | 0         | 0          | 0        | 1         | 0        | 0        |
| 01/01/12                 | Det-W     | 1         | DB | 9         | 7         | 2         | 0.0        | 0        | 0        | 0         | 0          | 0        | 2         | 0        | 0        |
| <b>2011 TOTALS</b>       | <b>15</b> | <b>15</b> |    | <b>65</b> | <b>51</b> | <b>14</b> | <b>0.0</b> | <b>0</b> | <b>4</b> | <b>92</b> | <b>43T</b> | <b>1</b> | <b>24</b> | <b>0</b> | <b>1</b> |
| 01/15/12                 | NYG-L1    | 1         | DB | 6         | 4         | 2         | 0.0        | 0        | 0        | 0         | 0          | 0        | 0         | 0        | 0        |
| 1-NFC Divisional Playoff |           |           |    |           |           |           |            |          |          |           |            |          |           |          |          |

### 2010, GREEN BAY

| Date   | Opp       | GP        | GS | Tot       | So        | As       | Sk         | Yd       | Int      | Yd        | Lg        | TD       | PD        | FF       | FR       |
|--|-----------|-----------|----|-----------|-----------|----------|------------|----------|----------|-----------|-----------|----------|-----------|----------|----------|
| 09/12 at   | Phi-W     | 1         | DB | 3         | 2         | 1        | 0.0        | 0        | 0        | 0         | 0         | 0        | 3         | 0        | 1        |
| 09/19  | Buf-W     | 1         | DB | 4         | 4         | 0        | 0.0        | 0        | 0        | 0         | 0         | 0        | 0         | 0        | 0        |
| 09/27 at   | Chi-L     | 1         | DB | 7         | 7         | 0        | 1.0        | 5        | 0        | 0         | 0         | 0        | 0         | 0        | 0        |
| 10/03  | Det-W     | 1         | DB | 2         | 2         | 0        | 0.0        | 0        | 0        | 0         | 0         | 0        | 3         | 0        | 0        |
| 10/10 at   | Was-L     | 1         | DB | 2         | 1         | 1        | 0.0        | 0        | 1        | 64        | 64        | 0        | 1         | 0        | 0        |
| 10/17  | Mia-L     | 1         | DB | 7         | 7         | 0        | 0.0        | 0        | 1        | 0         | 0         | 0        | 1         | 0        | 0        |
| 10/24  | Min-W     | 1         | DB | 4         | 3         | 1        | 0.0        | 0        | 0        | 0         | 0         | 0        | 1         | 0        | 0        |
| 10/31 at   | NYJ-W     | 1         | DB | 5         | 5         | 0        | 0.0        | 0        | 1        | 0         | 0         | 0        | 2         | 1        | 1        |
| 11/07  | Dal-W     | 1         | DB | 6         | 6         | 0        | 0.0        | 0        | 0        | 0         | 0         | 0        | 2         | 0        | 0        |
| 11/21 at   | Min-W     | 1         | DB | 3         | 2         | 1        | 0.0        | 0        | 1        | 14        | 14        | 0        | 2         | 0        | 0        |
| 11/28 at   | Atl-L     | 1         | DB | 9         | 7         | 2        | 0.0        | 0        | 0        | 0         | 0         | 0        | 1         | 0        | 0        |
| 12/05  | SF-W      | 1         | DB | 2         | 2         | 0        | 0.0        | 0        | 0        | 0         | 0         | 0        | 1         | 0        | 0        |
| 12/12 at   | Det-L     | 1         | DB | 2         | 2         | 0        | 0.0        | 0        | 1        | 0         | 0         | 0        | 2         | 0        | 0        |
| 12/19 at   | NE-L      | 1         | DB | 1         | 1         | 0        | 0.0        | 0        | 0        | 0         | 0         | 0        | 0         | 0        | 0        |
| 12/26  | NYG-W     | 1         | DB | 2         | 1         | 1        | 0.0        | 0        | 1        | 9         | 9         | 0        | 2         | 0        | 0        |
| 01/02  | Chi-W     | 1         | DB | 5         | 3         | 2        | 0.0        | 0        | 0        | 0         | 0         | 0        | 2         | 0        | 0        |
| <b>2010 TOTALS</b>   | <b>16</b> | <b>16</b> |    | <b>64</b> | <b>55</b> | <b>9</b> | <b>1.0</b> | <b>5</b> | <b>6</b> | <b>87</b> | <b>64</b> | <b>0</b> | <b>23</b> | <b>1</b> | <b>2</b> |
| 01/09/11 at  | Phi-W1    | 1         | DB | 3         | 2         | 1        | 0.0        | 0        | 1        | 9         | 9         | 0        | 3         | 0        | 0        |
| 01/15/11 at  | Atl-W2    | 1         | DB | 4         | 2         | 2        | 0.0        | 0        | 2        | 70        | 70t       | 1        | 2         | 0        | 0        |
| 01/23/11 at  | Chi-W3    | 1         | DB | 0         | 0         | 0        | 0.0        | 0        | 0        | 0         | 0         | 0        | 0         | 0        | 0        |
| 02/06/11   | Pit-W4    | 1         | DB | 6         | 3         | 3        | 0.0        | 0        | 0        | 0         | 0         | 0        | 3         | 0        | 0        |
| 1-NFC Wild Card Playoff; 2-NFC Divisional Playoff; 3-NFC Championship; 4-Super Bowl XLV, North Texas |           |           |    |           |           |          |            |          |          |           |           |          |           |          |          |



# VETERANS

## T. WILLIAMS continued...

### 2009, GREEN BAY

| Date                    | Opp    | GP        | GS        | Tot       | So        | As        | Sk         | Yd       | Int      | Yd        | Lg        | TD       | PD        | FF       | FR       |  |
|-------------------------|--------|-----------|-----------|-----------|-----------|-----------|------------|----------|----------|-----------|-----------|----------|-----------|----------|----------|--|
| 09/13                   | Chi-W  | 1         |           | 1         | 1         | 0         | 0.0        | 0        | 1        | 67        | 67        | 0        | 3         | 0        | 0        |  |
| 09/20                   | Cin-L  | 1         |           | 1         | 0         | 1         | 0.0        | 0        | 0        | 0         | 0         | 0        | 1         | 0        | 0        |  |
| 09/27 at                | StL-W  | 1         |           | 1         | 1         | 0         | 0.0        | 0        | 0        | 0         | 0         | 0        | 1         | 0        | 0        |  |
| 10/05 at                | Min-L  | 1         | DB        | 3         | 3         | 0         | 0.0        | 0        | 0        | 0         | 0         | 0        | 0         | 0        | 0        |  |
| 10/18                   | Det-W  | 1         |           | 2         | 1         | 1         | 0.0        | 0        | 0        | 0         | 0         | 0        | 1         | 0        | 0        |  |
| 10/25 at                | Cle-W  | 1         |           | 0         | 0         | 0         | 0.0        | 0        | 0        | 0         | 0         | 0        | 0         | 0        | 0        |  |
| 11/01                   | Min-L  | 1         | DB        | 6         | 5         | 1         | 0.0        | 0        | 0        | 0         | 0         | 0        | 2         | 0        | 0        |  |
| 11/08 at                | TB-L   | 1         | DB        | 0         | 0         | 0         | 0.0        | 0        | 0        | 0         | 0         | 0        | 2         | 0        | 0        |  |
| 11/15                   | Dal-W  | 1         | DB        | 4         | 2         | 2         | 0.0        | 0        | 0        | 0         | 0         | 0        | 0         | 0        | 0        |  |
| 11/22                   | SF-W   | 1         |           | 1         | 1         | 0         | 0.0        | 0        | 0        | 0         | 0         | 0        | 2         | 0        | 0        |  |
| 11/26 at                | Det-W  | 1         | DB        | 4         | 3         | 1         | 0.0        | 0        | 1        | 6         | 6         | 0        | 1         | 0        | 0        |  |
| 12/07                   | Bal-W  | 1         | DB        | 3         | 1         | 2         | 0.0        | 0        | 1        | 0         | 0         | 0        | 4         | 0        | 0        |  |
| 12/13 at                | Chi-W  | 1         | DB        | 4         | 4         | 0         | 1.0        | 8        | 0        | 0         | 0         | 0        | 1         | 0        | 0        |  |
| 12/20 at                | Pit-L  | 1         | DB        | 4         | 2         | 2         | 0.0        | 0        | 0        | 0         | 0         | 0        | 1         | 0        | 0        |  |
| 12/27                   | Sea-W  | 1         | DB        | 4         | 2         | 2         | 0.0        | 0        | 0        | 0         | 0         | 0        | 1         | 0        | 0        |  |
| 01/03/10 at             | Ari-W  | 1         | DB        | 4         | 3         | 1         | 0.0        | 0        | 1        | 21        | 21        | 0        | 2         | 0        | 0        |  |
| <b>2009 TOTALS</b>      |        | <b>16</b> | <b>10</b> | <b>42</b> | <b>29</b> | <b>13</b> | <b>1.0</b> | <b>8</b> | <b>4</b> | <b>94</b> | <b>67</b> | <b>0</b> | <b>22</b> | <b>0</b> | <b>0</b> |  |
| 01/10/10 at             | Ari-L1 | 1         | DB        | 6         | 5         | 1         | 0.0        | 0        | 0        | 0         | 0         | 0        | 0         | 0        | 0        |  |
| 1-NFC Wild Card Playoff |        |           |           |           |           |           |            |          |          |           |           |          |           |          |          |  |

### 2008, GREEN BAY

| Date               | Opp   | GP        | GS       | Tot       | So        | As       | Sk         | Yd       | Int      | Yd        | Lg        | TD       | PD        | FF       | FR       |
|--------------------|-------|-----------|----------|-----------|-----------|----------|------------|----------|----------|-----------|-----------|----------|-----------|----------|----------|
| 09/08              | Min-W | 1         |          | 2         | 2         | 0        | 0.0        | 0        | 0        | 0         | 0         | 0        | 0         | 0        | 0        |
| 09/14 at           | Det-W | 1         | DB       | 3         | 3         | 0        | 0.0        | 0        | 0        | 0         | 0         | 0        | 0         | 0        | 0        |
| 09/21              | Dal-L | 1         |          | 1         | 1         | 0        | 0.0        | 0        | 0        | 0         | 0         | 0        | 1         | 0        | 0        |
| 09/28 at           | TB-L  | 1         | DB       | 2         | 2         | 0        | 0.0        | 0        | 1        | 39        | 39        | 0        | 2         | 0        | 0        |
| 10/05              | Atl-L | 1         | DB       | 10        | 7         | 3        | 0.0        | 0        | 1        | 0         | 0         | 0        | 1         | 0        | 0        |
| 10/12 at           | Sea-W | 1         | DB       | 2         | 2         | 0        | 0.0        | 0        | 1        | 15        | 15        | 0        | 1         | 0        | 0        |
| 10/19              | Ind-W | 1         | DB       | 6         | 6         | 0        | 0.0        | 0        | 0        | 0         | 0         | 0        | 1         | 1        | 0        |
| 11/02 at           | Ten-L | 1         |          | 3         | 3         | 0        | 0.0        | 0        | 0        | 0         | 0         | 0        | 0         | 0        | 0        |
| 11/09 at           | Min-L | 1         |          | 0         | 0         | 0        | 0.0        | 0        | 1        | 19        | 19        | 0        | 1         | 0        | 0        |
| 11/16              | Chi-W | 1         |          | 4         | 3         | 1        | 0.0        | 0        | 0        | 0         | 0         | 0        | 2         | 0        | 0        |
| 11/24 at           | NO-L  | 1         |          | 0         | 0         | 0        | 0.0        | 0        | 0        | 0         | 0         | 0        | 0         | 0        | 0        |
| 11/30              | Car-L | 1         | DB       | 4         | 4         | 0        | 0.0        | 0        | 0        | 0         | 0         | 0        | 0         | 1        | 0        |
| 12/07              | Hou-L | 1         | DB       | 6         | 4         | 2        | 0.0        | 0        | 1        | 5         | 5         | 0        | 3         | 0        | 1        |
| 12/14 at           | Jax-L | 1         | DB       | 5         | 4         | 1        | 0.0        | 0        | 0        | 0         | 0         | 0        | 1         | 0        | 0        |
| 12/22 at           | Chi-L | 1         | DB       | 1         | 1         | 0        | 0.0        | 0        | 0        | 0         | 0         | 0        | 0         | 0        | 0        |
| 12/28              | Det-W | 1         |          | 3         | 3         | 0        | 0.0        | 0        | 0        | 0         | 0         | 0        | 1         | 0        | 0        |
| <b>2008 TOTALS</b> |       | <b>16</b> | <b>9</b> | <b>52</b> | <b>45</b> | <b>7</b> | <b>0.0</b> | <b>0</b> | <b>5</b> | <b>78</b> | <b>39</b> | <b>0</b> | <b>14</b> | <b>2</b> | <b>1</b> |

### 2007, GREEN BAY

| Date   | Opp    | GP        | GS       | Tot       | So        | As       | Sk         | Yd       | Int      | Yd        | Lg        | TD       | PD       | FF       | FR       |  |
|--|--------|-----------|----------|-----------|-----------|----------|------------|----------|----------|-----------|-----------|----------|----------|----------|----------|--|
| 09/09  | Phi-W  | 1         |          | 0         | 0         | 0        | 0.0        | 0        | 0        | 0         | 0         | 0        | 0        | 0        | 0        |  |
| 09/16 at                                     | NYG-W  | 1         |          | 0         | 0         | 0        | 0.0        | 0        | 0        | 0         | 0         | 0        | 0        | 0        | 0        |  |
| 09/23  | SD-W   | 1         |          | 0         | 0         | 0        | 0.0        | 0        | 0        | 0         | 0         | 0        | 0        | 0        | 0        |  |
| 09/30 at                                     | Min-W  | 1         |          | 0         | 0         | 0        | 0.0        | 0        | 0        | 0         | 0         | 0        | 0        | 0        | 0        |  |
| 10/07  | Chi-L  | 1         |          | 0         | 0         | 0        | 0.0        | 0        | 0        | 0         | 0         | 0        | 0        | 0        | 0        |  |
| 10/14  | Was-W  | 1         |          | 0         | 0         | 0        | 0.0        | 0        | 0        | 0         | 0         | 0        | 0        | 0        | 0        |  |
| 10/29 at                                     | Den-W  | 1         |          | 0         | 0         | 0        | 0.0        | 0        | 0        | 0         | 0         | 0        | 0        | 0        | 0        |  |
| 11/04 at                                     | KC-W   | 1         |          | 0         | 0         | 0        | 0.0        | 0        | 0        | 0         | 0         | 0        | 0        | 0        | 0        |  |
| 11/11  | Min-W  | 1         |          | 0         | 0         | 0        | 0.0        | 0        | 0        | 0         | 0         | 0        | 0        | 0        | 0        |  |
| 11/18  | Car-W  | 1         |          | 0         | 0         | 0        | 0.0        | 0        | 0        | 0         | 0         | 0        | 0        | 0        | 0        |  |
| 11/22 at                                     | Det-W  | 1         |          | 2         | 2         | 0        | 0.0        | 0        | 0        | 0         | 0         | 0        | 2        | 0        | 0        |  |
| 11/29 at                                     | Dal-L  | 1         |          | 0         | 0         | 0        | 0.0        | 0        | 0        | 0         | 0         | 0        | 0        | 0        | 0        |  |
| 12/09  | Oak-W  | 1         |          | 1         | 1         | 0        | 0.0        | 0        | 0        | 0         | 0         | 0        | 0        | 0        | 0        |  |
| 12/16 at                                     | StL-W  | 1         |          | 3         | 3         | 0        | 0.0        | 0        | 0        | 0         | 0         | 0        | 0        | 0        | 0        |  |
| 12/23 at                                     | Chi-L  | 1         |          | 0         | 0         | 0        | 0.0        | 0        | 0        | 0         | 0         | 0        | 0        | 0        | 0        |  |
| 12/30  | Det-W  | 1         | DB       | 5         | 4         | 1        | 0.0        | 0        | 1        | 22        | 22        | 0        | 2        | 0        | 0        |  |
| <b>2007 TOTALS</b>                           |        | <b>16</b> | <b>1</b> | <b>11</b> | <b>10</b> | <b>1</b> | <b>0.0</b> | <b>0</b> | <b>1</b> | <b>22</b> | <b>22</b> | <b>0</b> | <b>4</b> | <b>0</b> | <b>0</b> |  |
| 01/12  | Sea-W1 | 1         |          | 0         | 4         | 4        | 0          | 0.0      | 0        | 0         | 0         | 0        | 1        | 0        | 0        |  |
| 01/20  | NYG-L2 | 1         |          | 0         | 2         | 2        | 0          | 0.0      | 0        | 0         | 0         | 0        | 1        | 0        | 0        |  |
| 1-NFC Divisional Playoff; 2-NFC Championship |        |           |          |           |           |          |            |          |          |           |           |          |          |          |          |  |

STAFF

PLAYERS

2015 SEASON

HISTORY

RECORDS

GAME DAY



## VETERANS

# GLENN WINSTON

**POSITION** ▶ RUNNING BACK

**SCHOOL** ▶ NORTHWOOD

# 28



**HT:** 6-2 // **WT:** 220 // **BORN:** 4/29/89 // **ACQUIRED:** W. [S.F.] - '14 // **NFL EXPERIENCE:** THIRD YEAR

Originally signed by the San Francisco 49ers as an undrafted free agent on Aug. 4, 2014...Waived by the 49ers on Aug. 30, 2014...Claimed by the Cleveland Browns on Aug. 31, 2014...Placed on active/non-football injury by Browns, July 30, 2015...Activated by Browns, Nov. 10, 2015.

### SEASONAL REVIEWS:

**2015:** Placed on active/non-football injury [knee] on July 30...Activated by Cleveland prior to Week 10... Played in three games, primarily on special teams.

**2014:** Played in five games, primarily on special teams... Spent training camp with San Francisco before being claimed off waivers by Cleveland.

**College:** Played in eight games at Northwood University in Midland, Mich. after playing two seasons at Michigan State...Rushed for 717 yards and nine TDs on 175 carries at Northwood in 2013...Suffered a season-ending ACL injury in 2009, as a sophomore at MSU...Appeared in seven games as a freshman in 2008 and led team with 364 kick return yards on 16 returns...Majored in communications and completed coursework towards his degree this offseason.

**Personal:** Given name Glenn Deshaun Winston...Native of Chicago, Ill...Brother, Jabaree, is a defensive back at McKendree University...**High School:** Attended Denby Tech High School in Detroit, Mich...Rushed for 1,473 yards and 14 TDs on 168 carries as a senior, leading the team to the Detroit

### AT A GLANCE

- ▶ Played at Michigan State before transferring to Northwood University.
- ▶ Completed coursework at Northwood this offseason towards his degree.
- ▶ Was a tumbler at a Chicago YMCA from 8-12 years old.
- ▶ Brother, Jabaree, is a defensive back at McKendree University.

Public School League finals...Named to The Detroit News and Detroit Free Press All-Detroit Teams as a senior...Also earned second-team All-Metro honors from The Detroit News...Also ran track...Worked at Wendy's while in high school...**Hobbies/Interests:** Can do front flips and back-flips...Was a tumbler at a Chicago YMCA from eight years old to 12 years old...Favorite movie is The Equalizer and favorite TV show is The Boondocks...Favorite artist is Young Jeezy.

## GLENN WINSTON ▶ CAREER STATS

| Year                           | Team      | RUSHING  |          |          |           |             | RECEIVING |          |          |          |          |          |          |
|--------------------------------|-----------|----------|----------|----------|-----------|-------------|-----------|----------|----------|----------|----------|----------|----------|
|                                |           | GP       | GS       | Att      | Yds       | Avg         | Lg        | TD       | No       | Yds      | Avg      | Lg       | TD       |
| 2014                           | Cleveland | 5        | 0        | 0        | 0         | -           | -         | 0        | 0        | 0        | -        | -        | 0        |
| 2015                           | Cleveland | 3        | 0        | 1        | -8        | -8.0        | -8        | 0        | 0        | -        | -        | -        | 0        |
| <b>NFL totals (five years)</b> |           | <b>8</b> | <b>0</b> | <b>1</b> | <b>-8</b> | <b>-8.0</b> | <b>-8</b> | <b>0</b> | <b>0</b> | <b>-</b> | <b>-</b> | <b>-</b> | <b>0</b> |

**ADDITIONAL STATISTICS:** FUMBLES: 1 (1 lost) in 2015. **Special-teams tackles** – None.

**SINGLE-GAME HIGHS & CAREER MILESTONES:** RUSHING: Attempts – 1, vs SF, 12/14/15. Yards – -8, vs SF, 12/14/15. TDs – None. Long – -8, vs SF, 12/14/15. RECEIVING: Receptions – None. Yards – None. TDs – None. Long – None. NFL debut: None. First NFL rushing attempts: None. First NFL rushing TD: None. Last NFL rushing TD: None. First NFL reception: None.



# WINSTON continued...

## GLENN WINSTON ▶ GAME-BY-GAME STATS

### 2015, CLEVELAND

| Date               | Opp      | GP       | GS       | RUSHING                                  |           |             |           |          | RECEIVING |          |          |          |          |  |
|--------------------|----------|----------|----------|--|-----------|-------------|-----------|----------|-----------|----------|----------|----------|----------|--|
|                    |          |          |          | No                                       | Yds       | Avg         | Lg        | TD       | No        | Yds      | Avg      | Lg       | TD       |  |
| 09/13              | at NYJ-L |          |          | ***active/non-football injury -- knee*** |           |             |           |          |           |          |          |          |          |  |
| 09/20              | Ten-W    |          |          | ***active/non-football injury -- knee*** |           |             |           |          |           |          |          |          |          |  |
| 09/27              | Oak-L    |          |          | ***active/non-football injury -- knee*** |           |             |           |          |           |          |          |          |          |  |
| 10/04              | at SD-L  |          |          | ***active/non-football injury -- knee*** |           |             |           |          |           |          |          |          |          |  |
| 10/11              | at Bal-W |          |          | ***active/non-football injury -- knee*** |           |             |           |          |           |          |          |          |          |  |
| 10/18              | Den-L    |          |          | ***active/non-football injury -- knee*** |           |             |           |          |           |          |          |          |          |  |
| 10/25              | at StL-L |          |          | ***active/non-football injury -- knee*** |           |             |           |          |           |          |          |          |          |  |
| 11/01              | Ari-L    |          |          | ***active/non-football injury -- knee*** |           |             |           |          |           |          |          |          |          |  |
| 11/05              | at Cin-L |          |          | ***active/non-football injury -- knee*** |           |             |           |          |           |          |          |          |          |  |
| 11/15              | at Pit-L | 1        |          | 0  | 0         | 0           | -         | 0        | 0         | 0        | -        | -        | 0        |  |
| 11/30              | Bal-L    | 1        |          | 0  | 0         | 0           | -         | 0        | 0         | 0        | -        | -        | 0        |  |
| 12/06              | Cin-L    |          |          | ***inactive -- coach's decision***       |           |             |           |          |           |          |          |          |          |  |
| 12/13              | SF-W     | 1        |          | 1  | -8        | -8.0        | -8        | 0        | 0         | 0        | -        | -        | 0        |  |
| 12/20              | at Sea-L |          |          | ***inactive -- concussion***             |           |             |           |          |           |          |          |          |          |  |
| 12/27              | at KC-L  |          |          | ***inactive -- concussion***             |           |             |           |          |           |          |          |          |          |  |
| 01/03              | Pit-L    |          |          | ***inactive -- concussion***             |           |             |           |          |           |          |          |          |          |  |
| <b>2015 TOTALS</b> |          | <b>3</b> | <b>0</b> | <b>1</b>                                 | <b>-8</b> | <b>-8.0</b> | <b>-8</b> | <b>0</b> | <b>0</b>  | <b>0</b> | <b>0</b> | <b>-</b> | <b>-</b> |  |

### 2014, CLEVELAND

| Date               | Opp      | GP       | GS       | RUSHING                            |          |          |          |          | RECEIVING |          |          |          |          |  |
|--------------------|----------|----------|----------|------------------------------------|----------|----------|----------|----------|-----------|----------|----------|----------|----------|--|
|                    |          |          |          | No                                 | Yds      | Avg      | Lg       | TD       | No        | Yds      | Avg      | Lg       | TD       |  |
| 09/07              | at Pit-L |          |          | ***inactive -- coach's decision*** |          |          |          |          |           |          |          |          |          |  |
| 09/14              | NO-W     | 1        |          | 0                                  | 0        | 0        | -        | 0        | 0         | 0        | -        | -        | 0        |  |
| 09/21              | Bal-L    | 1        |          | 0                                  | 0        | 0        | -        | 0        | 0         | 0        | -        | -        | 0        |  |
| 10/05              | at Ten-W |          |          | ***inactive -- coach's decision*** |          |          |          |          |           |          |          |          |          |  |
| 10/12              | Pit-W    | 1        |          | 0                                  | 0        | 0        | -        | 0        | 0         | 0        | -        | -        | 0        |  |
| 10/19              | at Jax-L |          |          | ***inactive -- coach's decision*** |          |          |          |          |           |          |          |          |          |  |
| 10/26              | Oak-W    |          |          | ***inactive -- coach's decision*** |          |          |          |          |           |          |          |          |          |  |
| 11/02              | TB-W     |          |          | ***inactive -- coach's decision*** |          |          |          |          |           |          |          |          |          |  |
| 11/06              | at Cin-W |          |          | ***inactive -- coach's decision*** |          |          |          |          |           |          |          |          |          |  |
| 11/16              | Hou-L    |          |          | ***inactive -- coach's decision*** |          |          |          |          |           |          |          |          |          |  |
| 11/23              | at Atl-W | 1        |          | 0                                  | 0        | 0        | -        | 0        | 0         | 0        | -        | -        | 0        |  |
| 11/30              | at Buf-L | 1        |          | 0                                  | 0        | 0        | -        | 0        | 0         | 0        | -        | -        | 0        |  |
| 12/07              | Ind-L    |          |          | ***inactive -- coach's decision*** |          |          |          |          |           |          |          |          |          |  |
| 12/14              | Cin-L    |          |          | ***inactive -- coach's decision*** |          |          |          |          |           |          |          |          |          |  |
| 12/21              | at Car-L |          |          | ***inactive -- coach's decision*** |          |          |          |          |           |          |          |          |          |  |
| 12/28              | at Bal-L |          |          | ***active, did not play***         |          |          |          |          |           |          |          |          |          |  |
| <b>2014 TOTALS</b> |          | <b>5</b> | <b>0</b> | <b>0</b>                           | <b>0</b> | <b>0</b> | <b>-</b> | <b>0</b> | <b>0</b>  | <b>0</b> | <b>-</b> | <b>-</b> | <b>0</b> |  |



## 2016 DRAFT CHOICES

# COREY COLEMAN



**POSITION** ▶ WIDE RECEIVER

**SCHOOL** ▶ BAYLOR

# 19

**HT:** 5-11 // **WT:** 185 // **BORN:** 7/6/94 // **ACQUIRED:** D1 - '16 // **NFL EXPERIENCE:** ROOKIE

Selected by the Cleveland Browns in the first round (15th overall) of the 2016 NFL Draft.

**College:** Started 28 of his 35 career games played at Baylor...Caught 173 passes for 3,009 yards and 33 TDs...Ran for 164 yards and a TD...2015 Biletnikoff Winner, All-America honors in 2014 and 2015, First Team All-Big 12 in 2014 and 2015...Holds Baylor single-season TD reception record (20) and career TD reception record (33)...First player in Baylor history to record two 1,000-yard receiving seasons...One of four receivers in school history to reach 3,000 career receiving yards... Also returned 25 career kick returns for 651 yards and a TD...Started 12 as a junior in 2015, leading the nation with school-record 20 receiving TDs...Totaled 1,363 yards on 74 receptions, adding 111 rushing yards on 22 carries...Led the country with 20 catches of 30 yards or more and 11 catches of 40 yards or more...Amassed 58 receptions for 1,178 yards and 11 TDs over the course of the right eight games of the season before suffering a hernia injury...Caught TD reception in nine consecutive games, with a streak of seven games with multiple TD receptions...Started six of 10 games played as a sophomore in 2014...Caught 64 passes for 1,119 yards and 11 TDs on the year and rushed for 53 yards and a TD on 11 attempts...Ranked third in the country with 10 receptions of 40 yards or more and fourth nationally with 13 receptions of 30 yards or more...Started 10 of 13 games in 2013 as a redshirt freshman...Totaled 527 yards and two TDs on 35 receptions...Team's leading kick returner with 483 yards and a TD on 17 returns...Majored in health, kinesiology and leisure studies.

**Personal:** Given name is Corey Defians Coleman...Native of Dallas, Texas...Nicknamed Coco in high school...Has been able to do back flips and back handsprings since he was

### AT A GLANCE

- ▶ **2015 Biletnikoff Winner, All-America honors in 2014 and 2015, First Team All-Big 12 in 2014 and 2015.**
- ▶ **Holds Baylor single-season TD reception record (20) and career TD reception record (33).**
- ▶ **First player in Baylor history to record two 1,000-yard receiving seasons.**
- ▶ **One of four receivers in school history to reach 3,000 career receiving yards.**

five years old...Brother, Jonathan, plays football at Kansas State...**High School:** Attended Pearce High School in Richardson, Texas...Received first-team Class 4A All-State and District 10-4A MVP honors as a senior in 2011 after catching 69 passes for 932 yards and 11 TDs, rushing for 567 yards and 15 TDs on 84 carries and throwing 106 yards on five of six passing...Tallied 69 receptions for 1,003 yards and 11 TDs as a junior, adding 97 rushes for 426 yards and 13 TDs...Also ran track...**Community Involvement:** Interested in building homes for the less fortunate and having youth football camps...**Hobbies/Interests:** Enjoys playing ping-pong in his spare time...Favorite movie is Friday Night Lights and favorite TV show is Empire.

## COREY COLEMAN ▶ COLLEGE STATS

| Year                  | School | RECEIVING |           |            |              |             |           | KICK RETURN |           |            |           |           |          |
|-----------------------|--------|-----------|-----------|------------|--------------|-------------|-----------|-------------|-----------|------------|-----------|-----------|----------|
|                       |        | GP        | GS        | No         | Yds          | Avg         | Lg        | TD          | Att       | Yds        | Avg       | Lg        | TD       |
| 2012                  | Baylor | 1         | 0         | 0          | 0            | -           | -         | 0           | 0         | 0          | -         | -         | 0        |
| 2013                  | Baylor | 13        | 10        | 35         | 527          | 15.1        | 70        | 2           | 17        | 483        | 28.4      | 97        | 1        |
| 2014                  | Baylor | 10        | 6         | 64         | 1,119        | 17.5        | 72        | 11          | 5         | 132        | 26.4      | 31        | 0        |
| 2015                  | Baylor | 12        | 12        | 74         | 1,363        | 18.4        | 81        | 20          | 3         | 36         | 12        | 18        | 0        |
| <b>College totals</b> |        | <b>35</b> | <b>28</b> | <b>173</b> | <b>3,009</b> | <b>17.4</b> | <b>81</b> | <b>33</b>   | <b>25</b> | <b>651</b> | <b>26</b> | <b>97</b> | <b>1</b> |



## EMMANUEL OGBAH



**POSITION** ▶ LINEBACKER  
**SCHOOL** ▶ OKLAHOMA STATE

90

**HT:** 6-4 // **WT:** 275 // **BORN:** 11/6/93 // **ACQUIRED:** D2 - '16 // **NFL EXPERIENCE:** ROOKIE

Selected by the Cleveland Browns in the second round (32nd overall) of the 2016 NFL Draft.

**College:** Played in 39 career games as a defensive end at Oklahoma State, finishing with 133 tackles, 28 sacks, nine pass defended, four forced fumbles and three fumble recoveries...Named team captain in 2015 and Defensive Team MVP in 2014 and 2015...Received All-Big 12 honors in 2014 and 2015, as well as being named Big-12 Defensive Player of the Year in 2014 and Big-12 Co-Defensive Player of the Year in 2015...Finalist for 2015 Ted Hendricks Award, given to the nation's top defensive end...Started all 13 games as a junior in 2015, leading the Big 12 with 13 sacks, ranking fourth in the nation and third in school history for sacks in a single season...Recorded a sack in six consecutive games as a sophomore 2014...Played in all 13 games, recording 49 tackles, 11 sacks, five passes defended and one forced fumble...Appeared in all 13 games as a freshman in 2015, totaling 20 tackles four sacks and one fumble recovery...Redshirted in 2012...Majored in business.

**Personal:** Given name is Emmanuel Ogbah...Last name is pronounced AWG-buh...Born in Lagos, Nigeria...Native of Houston, Texas...Nicknamed E-Man by his college teammates...Moved with his family from Nigeria to Texas when he was nine years old...Brother, Kingsley, played football at Southern Methodist...**High School:** Attended George

## AT A GLANCE

- ▶ Last name is pronounced AWG-buh.
- ▶ Moved with his family from Nigeria to Texas when he was nine years old.
- ▶ Received All-Big 12 honors in 2014 and 2015, as well as being named Big-12 Defensive Player of the Year in 2014 and Big-12 Co-Defensive Player of the Year in 2015.
- ▶ Attended the same high school and college as Broncos OL Russell Okung.

Bush High School in Richmond, Texas...Went to the same high school and college as OL Russell Okung...Recorded 57 tackles, six sacks and two forced fumbles as a senior...Received First-Team Houston Metro honors and district defensive MVP honors...**Community Involvement:** Visited patients in children's hospitals while in college...**Hobbies/Interests:** Favorite movies are The Pursuit of Happiness and The Blind Side and favorite TV show is Breaking Bad.


## EMMANUEL OGBAH ▶ COLLEGE STATS

| Year                  | School      | TACKLES   |           |            |           |           |             |            | INTERCEPTIONS |          |          |          |          | FUMBLES  |          |          |   |
|-----------------------|-------------|-----------|-----------|------------|-----------|-----------|-------------|------------|---------------|----------|----------|----------|----------|----------|----------|----------|---|
|                       |             | GP        | GS        | Tot        | Solo      | Asst      | Sk          | Yds        | No            | Yds      | Lg       | TD       | PD       | FF       | FR       | Yds      |   |
| 2013                  | Okla. State | 13        | 0         | 20         | 16        | 4         | 4.0         | 28         | 0             | 0        | -        | 0        | 0        | 0        | 1        | 0        | 0 |
| 2014                  | Okla. State | 13        | 13        | 49         | 35        | 14        | 11.0        | 78         | 0             | 0        | -        | 0        | 5        | 1        | 0        | 0        |   |
| 2015                  | Okla. State | 13        | 13        | 64         | 45        | 19        | 13.0        | 62         | 0             | 0        | -        | 0        | 4        | 3        | 2        | 0        |   |
| <b>College totals</b> |             | <b>39</b> | <b>26</b> | <b>133</b> | <b>96</b> | <b>37</b> | <b>28.0</b> | <b>168</b> | <b>0</b>      | <b>0</b> | <b>-</b> | <b>0</b> | <b>9</b> | <b>4</b> | <b>3</b> | <b>0</b> |   |



## 2016 DRAFT CHOICES

# CARL NASSIB



**POSITION** ▶ DEFENSIVE LINE

**SCHOOL** ▶ PENN STATE

# 94

**HT:** 6-7 // **WT:** 275 // **BORN:** 4/12/93 // **ACQUIRED:** D3A - '16 // **NFL EXPERIENCE:** ROOKIE

Selected by the Cleveland Browns in the third round (65th overall) in the 2016 NFL Draft.

**College:** Played in 36 career games, making 13 starts at Penn State...Totaled 65 tackles, 17.5 sacks and eight forced fumbles...Set a Penn State single-season record with a nation-leading 15.5 sacks in 2015, while also leading the FBS with six forced fumbles...Earned All-America honors as a senior...Won the Lombardi Award, Ted Hendricks Award, Lott IMPACT Trophy and the Big Ten's Nagurski-Woodson Defensive Player of the Year in 2015...Became the first Penn State player to win three national awards since Larry Johnson in 2002...Started all 13 games as a senior in 2015...Recorded a sack in 10 consecutive games with a sack, the longest such streak for a Penn State player since sacks became an official NCAA statistic in 2000...Also logged five multi-sack games...Appeared in all 13 games as a junior, notching seven tackles, one sack and one forced fumble...Appeared in 10 games as a sophomore, totaling 12 tackles, one sack and one forced fumble...Two-time Academic All-Big Ten...Graduated with a degree in biology.

**Personal:** Given name is Carl Paul Nassib... Last name is pronounced NASS-ib...Native of Westchester, Pa...Brother, Ryan, is a quarterback for the Giants...Father, Gilbert, played football at Delaware...Cousin, Joe, played defensive back for Syracuse...Younger brother, John, plays football at Delaware...**High School:** Attended Malvern Preparatory School in Malvern, Pa. where he played offensive tackle and defensive end...Two-time letterman in basketball, serving as a team

### AT A GLANCE

- ▶ Last name is pronounced NASS-ib.
- ▶ Brother, Ryan, is a quarterback for the Giants and was a fourth round pick by New York in 2013.
- ▶ Won the Lombardi Award, Ted Hendricks Award, Lott IMPACT Trophy and the Big Ten's Nagurski-Woodson Defensive Player of the Year in 2015.
- ▶ Led the nation with 15.5 sacks in 2015, including 10 consecutive games with a sack, the longest such streak for a Penn State player since sacks became an official NCAA statistic in 2000.

captain as a senior...**Community Involvement:** Volunteered with the Special Olympics while at Penn State...**Hobbies/Interests:** Enjoys playing ping-pong in his spare time...Favorite movie is The Departed and favorite TV show is The Office...Lists rap and classic rock as his favorite types of music and Eminem as his favorite artist...Enjoys traveling, having been to Ireland, Honduras, and Guatemala.

### CARL NASSIB ▶ COLLEGE STATS

| Year                  | School     | TACKLES   |           |           |           |           |             |              | INTERCEPTIONS |           |           |          |          | FUMBLES  |          |          |
|-----------------------|------------|-----------|-----------|-----------|-----------|-----------|-------------|--------------|---------------|-----------|-----------|----------|----------|----------|----------|----------|
|                       |            | GP        | GS        | Tot       | Solo      | Asst      | Sk          | Yds          | No            | Yds       | Lg        | TD       | PD       | FF       | FR       | Yds      |
| 2013                  | Penn State | 10        | 0         | 12        | 11        | 1         | 1.0         | 20.5         | 0             | -         | -         | 0        | 1        | 1        | 0        | 0        |
| 2014                  | Penn State | 12        | 0         | 7         | 4         | 3         | 1.0         | 27.5         | 0             | -         | -         | 0        | 0        | 0        | 0        | 0        |
| 2015                  | Penn State | 13        | 13        | 46        | 31        | 15        | 15.5        | 19.5         | 1             | 10        | 10        | 0        | 1        | 6        | 0        | 0        |
| <b>College totals</b> |            | <b>35</b> | <b>13</b> | <b>65</b> | <b>46</b> | <b>19</b> | <b>17.5</b> | <b>239.0</b> | <b>1</b>      | <b>10</b> | <b>10</b> | <b>0</b> | <b>2</b> | <b>7</b> | <b>0</b> | <b>0</b> |



## 2016 DRAFT CHOICES

# SHON COLEMAN



**POSITION** ▶ OFFENSIVE LINE

**SCHOOL** ▶ AUBURN

# 72

**HT:** 6-7 // **WT:** 310 // **BORN:** 11/25/91 // **ACQUIRED:** D3B - '16 // **NFL EXPERIENCE:** ROOKIE

Selected by the Cleveland Browns in the third round (76th overall) of the 2016 NFL Draft.

**College:** Started 25 of 32 career games played at Auburn... Second-Team All-SEC selection in 2015 after starting 12 games at left tackle for an offense that amassed 2,553 rushing yards...Started all 13 games at left tackle in 2014, helping clear the way for an offense that tallied 3,321 rushing yards on the season...Earned All-SEC Academic honors...Appeared in seven games during his freshman season in 2013 after two years spent in treatment battling leukemia...Cleared by doctors in the spring of 2012 to resume limited practice after being diagnosed with leukemia in 2010...Graduated with a bachelor's degree in public administration and a master's degree in adult education.

**Personal:** Given name is Shalon De'mere Coleman...Native of Memphis, Tenn...Diagnosed with leukemia in 2010, received treatment at St. Jude's Children's Research Hospital and was cleared by doctors to participate in the spring of 2012...**High School:** Attended Olive Branch High School in Olive Branch, Miss...Earned first-team all-state honors as a senior...**Community Involvement:** Remains involved in efforts at St. Jude, spending his time during the 2016 NFL Draft at the hospital with patients as he was selected by the Browns...**Hobbies/Interests:** Enjoys traveling in his

### AT A GLANCE

- ▶ **Diagnosed with leukemia in 2010, received treatment at St. Jude's Children's Research Hospital and was cleared by doctors to participate in the spring of 2012.**
- ▶ **Remains involved in efforts at St. Jude, spending his time during the 2016 NFL Draft at the hospital with patients as he was selected by the Browns.**
- ▶ **Graduated from Auburn with a bachelor's degree in public administration and a master's degree in adult education.**

spare time, having been to Mexico and the Bahamas and interested in visiting South Africa...Lists his impersonation skills as his special talent...Favorite movie is Scarface and his favorite TV show is Breaking Bad...Lists rap as his favorite type of music and Gucci Mane as his favorite artist.

## SHON COLEMAN ▶ COLLEGE STATS

| Year                  | School | GP        | GS        |
|-----------------------|--------|-----------|-----------|
| 2013                  | Auburn | 7         | 0         |
| 2014                  | Auburn | 13        | 13        |
| 2015                  | Auburn | 12        | 12        |
| <b>College totals</b> |        | <b>32</b> | <b>25</b> |

STAFF

PLAYERS

2015 SEASON

HISTORY

RECORDS

GAME DAY





## 2016 DRAFT CHOICES

# CODY KESSLER

**POSITION** ▶ QUARTERBACK  
**SCHOOL** ▶ SOUTHERN CALIFORNIA

# 5



**HT:** 6-1 // **WT:** 215 // **BORN:** 5/11/93 // **ACQUIRED:** D3C - '16 // **NFL EXPERIENCE:** ROOKIE

Selected by the Cleveland Browns in the third round (93rd overall) in the 2016 NFL Draft.

**College:** Started 41 of 51 career games played at USC...Completed 851 of his 1,261 attempts for 10,339 yards, 88 TDs and 19 INTs...Ranks third in school history in career TDs and completions and fourth in passing yards...Set USC records with a 67.5 percent career completion percentage and a 1.51 INT rate...Two-time captain and USC's Trojan Way Leadership Award winner as a junior and senior...Started all 14 games as a senior, throwing for 3,536 yards, 29 TDs and seven INTs on 298 completions of 446 attempts...Earned All-Pac-12 honorable mention...Recorded the most efficient passing season in school history as a junior in 2014, completing a school-record 69.7 percent of his passes and throwing for 39 TDs and five INTs...Completed a school-record 315 passes of 452 attempts for 3,826 yards...Earned All-Pac-12 honorable mention... Also set USC records finishing with 167.1 passing efficiency and a 1.11 INT rate...Started all 14 games as a sophomore... Completed 236 of 361 attempts for 2,968 yards, 20 TDs and seven INTs...Earned All-Pac-12 honorable mention and USC's Bob Chandler Award for athletics, academics and character... Served as a backup in 2013 as a redshirt freshman, appearing in 10 games as the holder in the field goal unit...Earned his bachelor's degree in sociology.

**Personal:** Given name is Cody David Kessler...Native of Bakersfield, Calif...Working towards his master's degree in communication management...**High School:** Attended Centennial High School in Bakersfield, Calif., where he earned All-America honors as a senior...Threw for 2,831 yards, 36 TDs and two INTs on 175-of-251 passing, as a senior in 2010, adding 324 rushing yards and eight TDs on 75 carries...Earned Bakersfield Cali-

### AT A GLANCE

- ▶ **Two-time captain and USC's Trojan Way Leadership Award winner as a junior and senior.**
- ▶ **Ranks third in USC history in career TDs and completions and fourth in passing yards. Set school records with a 67.5 percent career completion percentage and a 1.51 INT rate.**
- ▶ **Active with the foundation Kylie's Angels, an organization that helps families with funding for the costs that come from their children's illness or disabilities.**

fornian Area Player of the Year as a junior, completing 188 of 312 passes for 2,195 yards, 14 TDs and six INTs...Rushed for 12 TDs...Also played basketball, averaging 29.5 points and 11 rebounds a game...Named Bakersfield Area Player of the Year for basketball, as well...**Community Involvement:** Traveled to Haiti with USC teammates in 2012 to build homes for local families...Frequently visited children's hospitals to meet with patients...Active with the foundation Kylie's Angels, an organization that helps families with funding for the costs that come from their children's illness or disabilities...**Hobbies/Interests:** Taught himself how to play guitar...Enjoys summer country festivals and concerts in his spare time...Cites Luke Bryan and Toby Keith as his favorite musicians.

## CODY KESSLER ▶ COLLEGE STATS

| PASSING               |                     | Yds/      |           |            |              |             |               |            |           |           |           | Rating     |            |              |
|-----------------------|---------------------|-----------|-----------|------------|--------------|-------------|---------------|------------|-----------|-----------|-----------|------------|------------|--------------|
| Year                  | Team                | GP        | GS        | Att        | Cmp          | Pct         | Yds           | Att        | TD        | Int       | Lg        | Sk         | Lst        | Rating       |
| 2012                  | Southern California | 10        | 0         | 2          | 2            | 100.0       | 9             | 4.5        | 0         | 0         | 8         | 0          | -          | 137.8        |
| 2013                  | Southern California | 14        | 14        | 236        | 361          | 65.4        | 2,968         | 12.6       | 20        | 7         | 80        | 30         | 197        | 148.8        |
| 2014                  | Southern California | 13        | 13        | 315        | 452          | 69.7        | 3,826         | 8.5        | 39        | 5         | 87        | 32         | 228        | 167.1        |
| 2015                  | Southern California | 14        | 14        | 298        | 446          | 66.8        | 3,536         | 7.9        | 29        | 7         | 83        | 38         | 256        | 151.7        |
| <b>College totals</b> |                     | <b>51</b> | <b>41</b> | <b>851</b> | <b>1,261</b> | <b>67.4</b> | <b>10,339</b> | <b>8.2</b> | <b>88</b> | <b>19</b> | <b>87</b> | <b>101</b> | <b>681</b> | <b>156.4</b> |

| RUSHING               |                     | RECEIVING |           |            |             |             |           |          |          |          |          |          |          |
|-----------------------|---------------------|-----------|-----------|------------|-------------|-------------|-----------|----------|----------|----------|----------|----------|----------|
| Year                  | Team                | GP        | GS        | No         | Yds         | Avg         | Lg        | TD       | No       | Yds      | Avg      | Lg       | TD       |
| 2012                  | Southern California | 10        | 0         | 0          | 0           | -           | -         | 0        | 0        | 0        | -        | -        | 0        |
| 2013                  | Southern California | 14        | 14        | 42         | -124        | -3.0        | 34        | 1        | 0        | 0        | -        | -        | 0        |
| 2014                  | Southern California | 13        | 13        | 55         | -152        | -2.8        | 13        | 2        | 0        | 0        | -        | -        | 0        |
| 2015                  | Southern California | 14        | 14        | 61         | -149        | -2.4        | 21        | 4        | 0        | 0        | -        | -        | 0        |
| <b>College totals</b> |                     | <b>51</b> | <b>35</b> | <b>158</b> | <b>-425</b> | <b>-2.7</b> | <b>34</b> | <b>7</b> | <b>0</b> | <b>0</b> | <b>-</b> | <b>-</b> | <b>0</b> |



## JOE SCHOBERT

POSITION ▶ LINEBACKER

SCHOOL ▶ WISCONSIN

53



HT: 6-1 // WT: 245 // BORN: 11/6/93 // ACQUIRED: D4A - '16 // NFL EXPERIENCE: ROOKIE

Selected by the Cleveland Browns in the fourth round (99th round) of the 2016 NFL Draft.

**College:** Played in 45 career games at Wisconsin with 28 starts...Amassed 172 tackles, 13.5 sacks and seven forced fumbles...Earned All-America honors in 2015, along with being named the Butkus-Fitzgerald Big Ten Linebacker of the Year and the Jimmy Demetral Team MVP...Started all 13 games as a senior captain, totaling 79 tackles, 9.5 sacks and five forced fumbles...Started all 14 games as a junior, recording 69 tackles, seven pass defended, two forced fumbles, and one fumble recovery...Played in all 13 games, making one start...Tallied 24 tackles, three passes defended and one sack...Played in five games as a freshman in 2012...Majored in forest science.

**Personal:** Given name is Joseph Robert Schobert...Native of Cudahy, Wis...Earned a spot at Wisconsin in 2012 as a walk-on after receiving no scholarship offers from any colleges...Can juggle and prides himself on his elaborate dunking ability...**High School:** Attended Waukesha West High School in Waukesha, Wis...Two-time captain...Earned all-state and all-region recognition as a senior, while being named county and conference player of the year...Set the state championship rushing record as a junior, earning all-state, all-region and all-conference honors at running back and safety...Also lettered in basketball, baseball and track...Two-time all-conference selection for basketball...

## AT A GLANCE

- ▶ Earned a spot at Wisconsin in 2012 as a walk-on after receiving no scholarship offers from any colleges.
- ▶ Earned All-America honors in 2015, along with being named the Butkus-Fitzgerald Big Ten Linebacker of the Year and the Jimmy Demetral Team MVP in 2015.
- ▶ Garnered all-state and all-region recognition as a senior in high school, while being named county and conference player of the year.

Placed third in the state in high jump as a senior...**Community Involvement:** Read to elementary school students in the past...**Hobbies/Interests:** Enjoys reading, fishing and golfing...Lists the Harry Potter series as his favorite books...Cites alternative as his favorite type of music and One Republic as his favorite band...Favorite movie is Captain America: Civil War and favorite TV shows are Parks and Recreation and The Office.

## JOE SCHOBERT ▶ COLLEGE STATS

| Year                  | School    | GP        | GS        | TACKLES    |           |           |             |            | INTERCEPTIONS |           |           |          |           | FUMBLES  |          |          |          |
|-----------------------|-----------|-----------|-----------|------------|-----------|-----------|-------------|------------|---------------|-----------|-----------|----------|-----------|----------|----------|----------|----------|
|                       |           |           |           | Tot        | Solo      | Asst      | Sk          | Yds        | No            | Yds       | Lg        | TD       | PD        | FF       | FR       | Yds      |          |
| 2012                  | Wisconsin | 5         | 0         | 0          | 0         | 0         | 0.0         | 0          | 0             | 0         | -         | 0        | 0         | 0        | 0        | 0        | 0        |
| 2013                  | Wisconsin | 13        | 1         | 24         | 12        | 12        | 1.0         | 8          | 0             | 0         | -         | 0        | 3         | 0        | 0        | 0        | 0        |
| 2014                  | Wisconsin | 14        | 14        | 69         | 44        | 25        | 3.0         | 29         | 0             | 0         | -         | 0        | 7         | 2        | 1        | 0        | 0        |
| 2015                  | Wisconsin | 13        | 13        | 79         | 39        | 40        | 9.5         | 78         | 1             | 14        | 14        | 0        | 2         | 5        | 2        | 0        | 0        |
| <b>College totals</b> |           | <b>45</b> | <b>28</b> | <b>172</b> | <b>95</b> | <b>77</b> | <b>13.5</b> | <b>115</b> | <b>1</b>      | <b>14</b> | <b>14</b> | <b>0</b> | <b>12</b> | <b>7</b> | <b>3</b> | <b>0</b> | <b>0</b> |



## 2016 DRAFT CHOICES

# RICARDO LOUIS

**POSITION** ▶ WIDE RECEIVER

**SCHOOL** ▶ AUBURN

# 80



**HT:** 6-2 // **WT:** 215 // **BORN:** 3/23/94 // **ACQUIRED:** D4B - '16 // **NFL EXPERIENCE:** ROOKIE

Selected by the Cleveland Browns in the fourth round (114th overall) of the 2016 NFL Draft.

**College:** Appeared in 49 career games at Auburn...Caught 98 passes for 1,338 yards and eight TDs...Added 578 rushing yards and two TDs on 68 carries...Appeared in 13 games as a senior, catching a career-high 46 passes for 716 yards and three TDs...Compiled a 25-game reception streak which marked the longest span for a receiver since 2007...Became the first receiver since 2005 to score a receiving TD and rushing TD in the same game...Totaled 21 catches for 261 yards and three TDs as a junior in 2014...Became the first wide receiver to rush for 100 or more yards in a game...Saw action in 14 games as a sophomore in 2013, catching 28 passes for 325 yards and two TDs...Appeared in 10 games as a freshman, recording three receptions for 36 yards... Majored in communications.

**Personal:** Given name is Ricardo Louis...Native of Miami, Fla...**High School:** Attended Miami Beach Senior High School in Miami Beach, Fla...Hauled in 23 receptions for 412 yards and four TDs as a senior and rushed for 765 yards and 13 TDs on 66 carries...**Community Involvement:** Worked with the Boys & Girls Club in the past...Interested in holding youth camps for children ranging from elementary school

### AT A GLANCE

- ▶ Became the first Auburn wide receiver to rush for 100 or more yards in a game and became the first receiver since 2005 to score a receiving TD and rushing TD in the same game.
- ▶ Compiled a 25-game reception streak which marked the longest span for an Auburn receiver since 2007.
- ▶ Worked with the Boys & Girls Club in the past and is interested in holding youth camps for children ranging from elementary school to high school.

to high school...**Hobbies/Interests:** Enjoys drawing and boxing in his spare time...Favorite movie is I Am Legend...Lists hip-hop as his favorite type of music and Future as his favorite artist.

## RICARDO LOUIS ▶ COLLEGE STATS

| Year                  | School | RECEIVING |           |           |              |             |           | RUSHING  |           |            |            |           |          |
|-----------------------|--------|-----------|-----------|-----------|--------------|-------------|-----------|----------|-----------|------------|------------|-----------|----------|
|                       |        | GP        | GS        | No        | Yds          | Avg         | Lg        | TD       | Att       | Yds        | Avg        | Lg        | TD       |
| 2012                  | Auburn | 10        | 0         | 3         | 36           | 12.0        | 21        | 0        | 2         | 2          | 1          | 2         | 0        |
| 2013                  | Auburn | 14        | 7         | 28        | 325          | 11.6        | 73        | 2        | 19        | 198        | 10.4       | 32        | 0        |
| 2014                  | Auburn | 12        | 5         | 21        | 261          | 12.4        | 66        | 3        | 18        | 220        | 12.2       | 75        | 1        |
| 2015                  | Auburn | 13        | 8         | 46        | 716          | 15.6        | 56        | 3        | 29        | 158        | 5.5        | 18        | 1        |
| <b>College totals</b> |        | <b>49</b> | <b>20</b> | <b>98</b> | <b>1,338</b> | <b>13.7</b> | <b>73</b> | <b>8</b> | <b>68</b> | <b>578</b> | <b>8.6</b> | <b>75</b> | <b>2</b> |



## DERRICK KINDRED



POSITION ▶ DEFENSIVE BACK

SCHOOL ▶ TEXAS CHRISTIAN

30

HT: 5-10 // WT: 210 // BORN: 12/15/93 // ACQUIRED: D4C - '16 // NFL EXPERIENCE: ROOKIE

Selected by the Cleveland Browns in the fourth round (129th overall) of the 2016 NFL Draft.

**College:** Played in 50 career games at TCU, starting 30 contests...Totaled 235 tackles, 15 passes defended, eight INTs, four fumble recoveries and three forced fumbles... Received All-Big 12 First-Team honors in 2015 and All-Big 12 honorable mention in 2014...Played his entire senior season with a broken collarbone, totaling 87 tackles, three passes defended, two INTs, two forced fumbles and a fumble recovery in 13 starts...Started all 13 games as a junior in 2014...Recorded 80 tackles nine passes defended and four INTs, returning an INT for a 44-yard TD...Played in all 12 games as a sophomore, starting three...Finished the year with 48 tackles...Appeared in all 12 games as a freshman, totaling 20 tackles...Majored in social work.

**Personal:** Given name is Derrick Dwayne Kindred Jr...Last name pronounced KIN-dred...Nicknamed D.K. in college... Worked at Bill Miller Bar-B-Q and Whataburger in high school and at the physical plant at TCU...**High School:** Attended Wagner High School in San Antonio, Texas...Played running back and safety, rushing for 1,300 yards and 11 TDs as a senior, along with 106 tackles, four passes defended and two INTs...Also ran track...**Community Involve-**

## AT A GLANCE

- ▶ Last name pronounced KIN-dred.
- ▶ Played his entire senior season with a broken collarbone, totaling 87 tackles, three passes defended, two INTs, two forced fumbles and a fumble recovery in 13 starts
- ▶ With a background in social work, interested in giving back to young children who suffered from abuse and holding football camps

**ment:** With a background in social work, interested in giving back to young children who suffered from abuse and holding football camps...**Hobbies/Interests:** Enjoys spending time with his dog in his spare time...Favorite movie is The Lion King and favorite TV show is SpongeBob SquarePants...Lists R&B and rap as his favorite types of music and Keith Sweat as his favorite artist.

## DERRICK KINDRED ▶ COLLEGE STATS

| Year                  | School | TACKLES   |           |            |            |           |            | INTERCEPTIONS |          |            |           |          | FUMBLES   |          |          |          |
|-----------------------|--------|-----------|-----------|------------|------------|-----------|------------|---------------|----------|------------|-----------|----------|-----------|----------|----------|----------|
|                       |        | GP        | GS        | Tot        | Solo       | Asst      | Sk         | Yds           | No       | Yds        | Lg        | TD       | PD        | FF       | FR       | Yds      |
| 2012                  | TCU    | 12        | 1         | 20         | 14         | 6         | 0.0        | 0             | 0        | 0          | -         | 0        | 2         | 0        | 0        | 0        |
| 2013                  | TCU    | 12        | 3         | 48         | 37         | 11        | 0.0        | 0             | 2        | 0          | -         | 0        | 5         | 0        | 1        | 0        |
| 2014                  | TCU    | 13        | 13        | 80         | 63         | 17        | 0.0        | 0             | 4        | 80         | 44        | 1        | 5         | 1        | 2        | 0        |
| 2015                  | TCU    | 13        | 13        | 87         | 57         | 30        | 0.0        | 0             | 2        | 60         | 60        | 1        | 3         | 2        | 1        | 0        |
| <b>College totals</b> |        | <b>50</b> | <b>30</b> | <b>235</b> | <b>171</b> | <b>64</b> | <b>0.0</b> | <b>0</b>      | <b>8</b> | <b>140</b> | <b>18</b> | <b>2</b> | <b>15</b> | <b>3</b> | <b>4</b> | <b>0</b> |



## 2016 DRAFT CHOICES

# SETH DeVALVE



**POSITION** ▶ TIGHT END

**SCHOOL** ▶ PRINCETON

# 87

**HT:** 6-3 // **WT:** 245 // **BORN:** 1/29/93 // **ACQUIRED:** D4D - '16 // **NFL EXPERIENCE:** ROOKIE

Selected by the Cleveland Browns in the fourth round (138th overall) of the 2016 NFL Draft.

**College:** Played 30 career games at Princeton...Caught 122 passes for 1,336 yards and seven TDs...Spent time playing wide receiver and tight end...Ranks 10th in school history in career receptions...Earned Princeton's Rogerson Award for Spirit and Inspiration in 2015 after playing in six games and finishing with 33 catches for 337 yards and a TD...Missed four games in 2015 due to injury...Redshirted in 2014 after being limited to two games due to injury...Set career highs as a junior in 2013 with 49 receptions for 527 yards and four TDs...Appeared in all 10 games as a sophomore in 2012, catching 20 passes for 219 yards and one TD.

**Personal:** Given name is Seth Nicolas DeValve...Last name is pronounced duh-VALVE...Native of Manchester, Conn...Highest drafted Princeton football player in the modern-draft era...Youngest of four brothers...Brother, Jacob, ran track at Liberty University...Worked in risk management at NRG Energy for a semester of college...Interested in coaching and teaching at the high school level in the future...**High School:** Attended Manchester High School in Manchester, Conn...All-state and two-time all-conference honoree as a quarterback, earning all-state recognition as a senior...Also an all-conference selection at safety...Threw for 4,650 career yards and 37 TDs...Added 2,000 rushing yards and 24 TDs on offense and nine INTs on defense...Two-time captain...

### AT A GLANCE

- ▶ Last name is pronounced duh-VALVE.
- ▶ Highest drafted Princeton football player in the modern-draft era.
- ▶ Earned Princeton's Rogerson Award for Spirit and Inspiration in 2015.
- ▶ Enjoys playing music in his spare time, playing the guitar, bass and drums.

Two-time all-conference selection for track, running the 100-meter and the 400-meter and participating in the high jump and shotput...**Community Involvement:** Made annual trips to Tijuana in high school for various outreach efforts in the community...**Hobbies/Interests:** Enjoys playing music in his spare time, playing the guitar, bass and drums...Also likes spending his time outdoors hiking and fishing...Favorite movie is Remember the Titans...Lists contemporary Christian as his favorite type of music and Shane & Shane as his favorite group.

## SETH DeVALVE ▶ COLLEGE STATS

| Year                  | School    | GP        | GS        | RECEIVING  |              |             |           |          | RUSHING  |            |             |          |          |
|-----------------------|-----------|-----------|-----------|------------|--------------|-------------|-----------|----------|----------|------------|-------------|----------|----------|
|                       |           |           |           | No         | Yds          | Avg         | Lg        | TD       | Att      | Yds        | Avg         | Lg       | TD       |
| 2011                  | Princeton | 3         | 0         | 1          | 10           | 10.0        | 10        | 0        | 3        | -18        | -6.0        | -        | 0        |
| 2012                  | Princeton | 10        | 0         | 20         | 219          | 10.9        | 25        | 1        | 1        | -6         | -6.0        | -        | 0        |
| 2013                  | Princeton | 9         | 2         | 49         | 527          | 10.8        | 30        | 4        | 2        | 8          | 4.0         | -        | 0        |
| 2014                  | Princeton | 2         | 2         | 19         | 243          | 12.7        | 31        | 1        | 0        | 0          | 0           | -        | 0        |
| 2015                  | Princeton | 6         | 6         | 33         | 337          | 10.2        | 40        | 1        | 0        | 0          | 0           | -        | 0        |
| <b>College totals</b> |           | <b>30</b> | <b>10</b> | <b>122</b> | <b>1,336</b> | <b>10.9</b> | <b>31</b> | <b>7</b> | <b>6</b> | <b>-16</b> | <b>-2.7</b> | <b>-</b> | <b>0</b> |



## JORDAN PAYTON

POSITION ▶ WIDE RECEIVER

SCHOOL ▶ UCLA

84



HT: 6-1 // WT: 209 // BORN: 1/29/93 // ACQUIRED: D5A - '16 // NFL EXPERIENCE: ROOKIE

Selected by the Cleveland Browns in the fifth round (154th overall) of the 2016 NFL Draft.

**College:** Started 40 of 52 career games played at UCLA... Totaled 201 receptions for 2,702 yards and 14 TDs...Ranks as UCLA's all-time leader in career receptions with 201... All-Pac-12 selection in 2014 and 2015...Recipient of the team's Jerry Long "Heart" Award in 2014...Recorded a reception in 29 consecutive games...Started all 13 games as a senior in 2015, hauling in 78 catches, second-most in school history for single-season receptions...Started all 13 games as a junior in 2014, leading the team with 67 catches...Started four of 13 games played, catching 18 passes for 202 yards and one TD.

**Personal:** Given name is Jordan Joseph Payton...Born in Torrence, Calif...Native of Santa Monica, Calif...Traveled to various places in the past, seeing Mexico, China and Haiti in high school...Brother, Michael, plays football at Oregon State...**High School:** Attended Oaks Christian High School in Westlake Village, Calif...Named the team's Offensive Player of the Year in 2009, 2010 and 2011...Caught 61 passes for 769 yards and 10 TDs as a senior...All-CIF and All-Tri-Valley League honoree...Finished with 45 career TDs...**Community Involvement:** Active with PATH, People

## AT A GLANCE

- ▶ Ranks as UCLA's all-time leader in career receptions with 201.
- ▶ Recipient of the team's Jerry Long "Heart" Award in 2014.
- ▶ Recorded a reception in 29 consecutive games in college.
- ▶ Active with PATH, People Assisting the Homeless, and the Imagine Ball in Los Angeles.

Assisting the Homeless, and the Imagine Ball in Los Angeles...Interested in having camps for youth from low-income backgrounds, teaching them how to better understand money and manage finances...**Hobbies/Interests:** Favorite movie is Casino and favorite TV show is Billions... Lists Kanye West and Future as his favorite artists.

## JORDAN PAYTON ▶ COLLEGE STATS

| Year           | School | RECEIVING |    |     |       |      |    |    | RUSHING |     |     |    |    |
|----------------|--------|-----------|----|-----|-------|------|----|----|---------|-----|-----|----|----|
|                |        | GP        | GS | No  | Yds   | Avg  | Lg | TD | Att     | Yds | Avg | Lg | TD |
| 2012           | UCLA   | 13        | 4  | 18  | 202   | 11.2 | 40 | 1  | 0       | 0   | 0   | -  | 0  |
| 2013           | UCLA   | 13        | 10 | 38  | 440   | 11.6 | 43 | 1  | 0       | 0   | 0   | -  | 0  |
| 2014           | UCLA   | 13        | 13 | 67  | 954   | 12.0 | 80 | 7  | 0       | 0   | 0   | -  | 0  |
| 2015           | UCLA   | 13        | 13 | 78  | 1,106 | 14.2 | 59 | 5  | 0       | 0   | 0   | -  | 0  |
| College totals |        | 52        | 40 | 201 | 2,702 | 13.4 | 80 | 14 | 0       | 0   | 0   | -  | 0  |




## 2016 DRAFT CHOICES

# SPENCER DRANGO

**POSITION** ▶ OFFENSIVE LINE  
**SCHOOL** ▶ BAYLOR

# 66



**HT:** 6-6 // **WT:** 315 // **BORN:** 10/15/92 // **ACQUIRED:** D5B - '16 // **NFL EXPERIENCE:** ROOKIE

Selected by the Cleveland Browns in the fifth round (168th overall) of the 2016 NFL Draft.

**College:** Started all 48 career games at Baylor...All-America selection in 2014 and 2015, All-Big 12 First Team selection from 2013-15 and four-time Academic All-Big 12 honoree... Named Big 12 Co-Offensive Lineman of the Year in 2014 and Big 12 Offensive Lineman of the Year in 2015...Named to the All-Big 12 Freshman Team and All-America Freshman Team in 2012...Two-time first-team Academic All-District VII selection...Two-time Dean's List honoree and eight-time Big 12 Commissioner's Honor Roll member...Member of offensive line in 2015 that opened lanes for a rushing offense that ranked second in the nation averaging 326.7 yards per game and led the Big 12 with a 1.15 sacks allowed per game average...Blocked for a rushing offense in 2014 that averaged 215.5 yards a game, ranking second in the Big 12... Member of offensive line that helped pave the way for a conference-leading 259.7 rushing yards per game, NCAA-leading 618.8 total yards per game and NCAA-record 681 total points in 2013...Blocked along an offensive line in 2012 that opened holes for a rushing attack that averaged 231.7 rushing yards per game, No. 1 in the Big 12, and an offense that averaged 572.2 total yards a game, No. 2 in the nation... Redshirted as a freshman in 2011...Graduated with a bachelor's degree in finance.

**Personal:** Given name is Spencer Joseph Drango...Born in Indianapolis, Ind...Native of Austin, Texas...Overcame dyslexia at a young age, closing his college career as a three-time Academic-All Big 12 Honoree and finalist for the 2015 William V. Campbell Trophy, recognizing college football players for their outstanding academic performance...**High School:** Attended Cedar Park High School in Cedar Park, Texas where he did not allow a sack as a senior...First-team

### AT A GLANCE

- ▶ Overcame dyslexia at a young age, closing his college career as a three-time Academic-All Big 12 Honoree and finalist for the 2015 William V. Campbell Trophy, recognizing college football players for their outstanding academic performance.
- ▶ All-America selection in 2014 and 2015, All-Big 12 First Team selection from 2013-15 and four-time Academic All-Big 12 honoree.
- ▶ Named Big 12 Co-Offensive Lineman of the Year in 2014 and Big 12 Offensive Lineman of the Year in 2015.
- ▶ Spent two weeks in Brazil in 2015 volunteering at sports camps for local children as part of sports ministry.

Class 4A All-State selection and District 25-4A Offensive Lineman of the Year in 2010...Earned all-state honorable mention and first-team all-district as a junior and second-team all-district...**Community Involvement:** Active in the Fellowship of Christian Athletes...Spent two weeks in Brazil in 2015 volunteering at sports camps for local children as part of sports ministry...**Hobbies/Interests:** Enjoys hunting and fishing in his spare time...Favorite movie is Shooter and favorite TV show is Mythbusters...Lists country as his favorite type of music and Jason Boland as his favorite artist.

### SPENCER DRANGO ▶ COLLEGE STATS

| Year                  | School | GP        | GS        |
|-----------------------|--------|-----------|-----------|
| 2012                  | Baylor | 13        | 13        |
| 2013                  | Baylor | 9         | 9         |
| 2014                  | Baylor | 13        | 13        |
| 2015                  | Baylor | 13        | 13        |
| <b>College totals</b> |        | <b>48</b> | <b>48</b> |



## RASHARD HIGGINS

POSITION ▶ WIDE RECEIVER

SCHOOL ▶ COLORADO STATE

81



HT: 6-1 // WT: 198 // BORN: 10/7/94 // ACQUIRED: D5C - '16 // NFL EXPERIENCE: ROOKIE

Selected by the Cleveland Browns in the fifth round (172nd overall) of the 2016 NFL Draft.

**College:** Started 37 of 38 career games played at Colorado State...Caught 239 passes for 3,649 yards and 31 TDs, all of which are career records at Colorado State...Led the nation in 2014 with 1,750 receiving yards and 17 TD receptions, both of which are single-season school records... All-America selection in 2014, as well as First Team All-Mountain West honoree in 2014 and 2015...Registered 24 TD receptions and averaged 125 yards per game over the span of his final 20 games played...Recorded a reception in every game of his college career...Tallied 75 receptions for 1,062 yards and eight TDs in 2015 as a junior...Set multiple CSU receiving records as a sophomore in 2014 with 96 catches for 1,750 yards and 17 TDs...Caught a CSU freshman-record 68 receptions for 837 yards and six TDs in 2013...Majored in pre-construction management.

**Personal:** Given name is Rashard Malick Higgins...Born in Dallas, Texas...Nicknamed Hollywood by his pee wee football coach...**High School:** Attended Mesquite High School in Mesquite, Texas...Caught 69 passes for 1,136 yards and 10 TDs as a senior...Also played basketball and ran track...**Community Involvement:** Interested in giving back to kids through football and other sports camps...**Hobbies/Inter-**

## AT A GLANCE

- ▶ Caught 239 passes for 3,649 yards and 31 TDs, all of which are career records at Colorado State.
- ▶ Led the nation in 2014 with 1,750 receiving yards and 17 TD receptions, both of which are single-season school records.
- ▶ All-America selection in 2014, as well as First Team All-Mountain West honoree in 2014 and 2015
- ▶ Nicknamed Hollywood by his pee wee football coach.

**ests:** Can do backflips off walls...Favorite movie is Biker Boyz and favorite TV show is Martin...Lists hip-hop as his favorite type of music and Johnny Cinco as his favorite artist.

## RASHARD HIGGINS ▶ COLLEGE STATS

| Year                  | School         | GP        | GS        | RECEIVING  |              |             |           |           | RUSHING  |           |             |           |          |
|-----------------------|----------------|-----------|-----------|------------|--------------|-------------|-----------|-----------|----------|-----------|-------------|-----------|----------|
|                       |                |           |           | No         | Yds          | Avg         | Lg        | TD        | Att      | Yds       | Avg         | Lg        | TD       |
| 2013                  | Colorado State | 14        | 14        | 68         | 837          | 12.3        | 56        | 6         | 0        | 0         | 0           | -         | 0        |
| 2014                  | Colorado State | 12        | 12        | 96         | 1,750        | 18.2        | 73        | 17        | 0        | 0         | 0           | -         | 0        |
| 2015                  | Colorado State | 12        | 11        | 75         | 1,062        | 14.2        | 46        | 8         | 1        | 20        | 20.0        | 20        | 0        |
| <b>College totals</b> |                | <b>38</b> | <b>37</b> | <b>239</b> | <b>3,649</b> | <b>15.3</b> | <b>73</b> | <b>31</b> | <b>1</b> | <b>20</b> | <b>20.0</b> | <b>20</b> | <b>0</b> |





## 2016 DRAFT CHOICES

# TREY CALDWELL



**POSITION** ▶ DEFENSIVE BACK  
**SCHOOL** ▶ LOUISIANA-MONROE

# 31

**HT:** 5-9 // **WT:** 185 // **BORN:** 12/4/93 // **ACQUIRED:** D5D - '16 // **NFL EXPERIENCE:** ROOKIE

Selected by the Cleveland Browns in the fifth round (173rd overall) of the 2016 NFL Draft.

**College:** Started 28 of 48 career games played at Louisiana-Monroe...Amassed 143 tackles, 21 passes defended and two INTs...Also returned 14 kickoffs for 323 yards and a TD as a senior in 2015...Played in 13 games in 2015, starting 12...Totaled 52 tackles, 10 passes defended and one INT returned for a 40-yard TD...Received All-Sun Belt honorable mention...Started 10 games in 2014 as a junior, tallying 42 tackles and an INT...Received All-Sun Belt honorable mention...Played in all 12 games as a sophomore in 2013, starting six contests and totaling 35 tackles...Appeared in all 12 games as a freshman in 2012, recording 14 stops on the season.

**Personal:** Given name is Clarence Leslie Caldwell III...Born in Dallas, Texas...Native of Richardson, Texas...Nicknamed Trey because he is the third of his name...Father played football at Texas A&M-Kingsville and grandfather played football at Texas Southern...**High School:** Attended Lloyd V. Berkner High School in Richardson, Texas...Earned all-district and first-team all-city recognition as a senior with 75 tackles,

### AT A GLANCE

- ▶ Nicknamed **Trey** because he is the third of his name, Clarence Leslie Caldwell III.
- ▶ Father played football at Texas A&M-Kingsville and grandfather played football at Texas Southern.
- ▶ Earned all-district and first-team all-city recognition as a senior in high school.

10 passes defended, four fumble recoveries and four INTs... Received all-district and second-team all-city honors as a junior, finishing with 71 tackles and an INT...Also played basketball...**Hobbies/Interests:** Enjoys fishing and hiking in his spare time...Favorite movie is Friday and favorite TV shows are Breaking Bad, The Office and Entourage...Lists hip-hop and R&B as his favorite types of music and Big Sean as his favorite musician.

## TREY CALDWELL ▶ COLLEGE STATS

| Year                  | School    | TACKLES   |           |            |            |           |          |          | INTERCEPTIONS |           |           |          |           | FUMBLES  |          |          |   |
|-----------------------|-----------|-----------|-----------|------------|------------|-----------|----------|----------|---------------|-----------|-----------|----------|-----------|----------|----------|----------|---|
|                       |           | GP        | GS        | Tot        | Solo       | Asst      | Sk       | Yds      | No            | Yds       | Lg        | TD       | PD        | FF       | FR       | Yds      |   |
| 2012                  | UL-Monroe | 13        | 0         | 14         | 13         | 1         | 0        | 0        | 0             | 0         | -         | 0        | 0         | 0        | 0        | 0        | 0 |
| 2013                  | UL-Monroe | 12        | 6         | 35         | 30         | 5         | 0        | 0        | 0             | 0         | -         | 0        | 3         | 0        | 0        | 0        |   |
| 2014                  | UL-Monroe | 10        | 10        | 42         | 31         | 11        | 0        | 0        | 1             | 9         | -         | 0        | 8         | 0        | 0        | 0        |   |
| 2015                  | UL-Monroe | 13        | 12        | 52         | 40         | 12        | 0        | 0        | 1             | 40        | 40        | 1        | 10        | 0        | 0        | 0        |   |
| <b>College totals</b> |           | <b>48</b> | <b>28</b> | <b>143</b> | <b>114</b> | <b>29</b> | <b>0</b> | <b>0</b> | <b>2</b>      | <b>49</b> | <b>40</b> | <b>1</b> | <b>21</b> | <b>0</b> | <b>0</b> | <b>0</b> |   |

STAFF

PLAYERS

2015 SEASON

HISTORY

RECORDS

GAME DAY



## SCOOBY WRIGHT III

POSITION ▶ LINEBACKER

SCHOOL ▶ ARIZONA

50



HT: 6-0 // WT: 240 // BORN: 8/28/94 // ACQUIRED: D7 - '16 // NFL EXPERIENCE: ROOKIE

Selected by the Cleveland Browns in the seventh round (250th overall) of the 2016 NFL Draft.

**College:** Started 29 of 30 career games played...Totaled 269 tackles, 16.5 sacks, six forced fumbles and an INT... Started three games in 2015 after suffering an injury... Named the New Mexico Bowl Defensive MVP after notching 15 tackles and two sacks...Earned the Bronko Nagurski Trophy, the Rotary Lombardi Award, the Chuck Bednarik Award and the Pat Tillman Pac-12 Defensive Player of the Year in 2014, ranking in the top-5 of the FBS in tackles [163], sacks [14] and forced fumbles [six]...Started all 14 games...Unanimous All-America selection...Started 12 of 13 games played as a freshman in 2013, recording 83 tackles...Majored in economy and industry.

**Personal:** Given name is Philip Anthony Wright III...Nicknamed Scooby by his father...Native of Santa Rosa, Calif...Father, Phil, played football at Long Beach State and is currently the head softball coach at Santa Rosa Junior College...Sister, Ashley, played softball at Illinois...**High School:** Attended Cardinal Newman High School in Santa Rosa, Calif...Named North Bay All-League Co-MVP and Redwood Empire Defensive Player of the Year...Earned first-team all-state honors as a senior and second-team

## AT A GLANCE

▶ **Earned the Bronko Nagurski Trophy, the Rotary Lombardi Award, the Chuck Bednarik Award and the Pat Tillman Pac-12 Defensive Player of the Year in 2014.**

▶ **Ranked in the top-5 of the FBS in tackles [163], sacks [14] and forced fumbles [six] in 2014.**

▶ **Nicknamed Scooby by his father when he was young.**

all-state honors as a junior...Also played basketball and competed in track...**Community Involvement:** Interested in giving back to elementary and high school students through physical education and youth sports...Also interested in dedicating efforts to finding homes for rescue dogs...**Hobbies/Interests:** Favorite movie is The Replacements and favorite TV show is Sons of Anarchy.

## SCOOBY WRIGHT ▶ COLLEGE STATS


| Year                  | School  | TACKLES   |           |            |            |            | INTERCEPTIONS |           |          |           |           | FUMBLES  |          |          |          |          |
|-----------------------|---------|-----------|-----------|------------|------------|------------|---------------|-----------|----------|-----------|-----------|----------|----------|----------|----------|----------|
|                       |         | GP        | GS        | Tot        | Solo       | Asst       | Sk            | Yds       | No       | Yds       | Lg        | TD       | PD       | FF       | FR       | Yds      |
| 2013                  | Arizona | 13        | 12        | 83         | 46         | 37         | 0.5           | 0         | 1        | 13        | 13        | 0        | 1        | 0        | 0        | 0        |
| 2014                  | Arizona | 14        | 14        | 163        | 99         | 64         | 14.0          | 71        | 0        | 0         | -         | 0        | 0        | 6        | 1        | 0        |
| 2015                  | Arizona | 3         | 3         | 23         | 16         | 7          | 2.0           | 12        | 0        | 0         | -         | 0        | 0        | 0        | 0        | 0        |
| <b>College totals</b> |         | <b>30</b> | <b>29</b> | <b>269</b> | <b>161</b> | <b>108</b> | <b>16.5</b>   | <b>83</b> | <b>1</b> | <b>13</b> | <b>13</b> | <b>0</b> | <b>1</b> | <b>6</b> | <b>1</b> | <b>0</b> |



## 2016 UNDRAFTED ROOKIES AND FIRST-YEAR PLAYERS

### #54 DOMINIQUE ALEXANDER

LINEBACKER • 6-0 • 235 • OKLAHOMA • R



**Career Transactions:** Signed by the Cleveland Browns as an undrafted free agent on May 5, 2016.

**College:** Started 35 of 38 games played at Oklahoma... Totaled 290 career tackles, four sacks, three forced fumbles, three passes defended and one INT... Named to All-Big 12 First Team in 2015 and All-Big 12 Second Team in 2014... Received Freshman All-America honors in 2013, as well as being named Big-12 Defensive Newcomer of the Year and Big-12 Defensive Freshman of the Year... Started all 13 games as a junior in 2015, totaling 103 tackles, two passes defended, 1.5 sacks and one INT... Tallied a career-high 107 tackles in 2014 as a sophomore, starting all 13 games... Added 1.5 sacks, one INT and one forced fumble... Started eight of 13 games as a freshman, notching 80 tackles, two forced fumbles and one sack... Majored in criminology.

**Personal:** Given name is Dominique E'Shay Alexander... Born in Tulsa, Okla... Has one son, Noah... Brother, Derrick Jr., plays football at Tulsa... **High School:** Attended Booker T. Washington High School in Tulsa, Okla... Recorded 130 career tackles, 14 passes defended, four sacks, and one INT as a senior... Also played basketball and ran track... **Community Involvement:** Volunteered with disaster relief efforts after a tornado damaged much of the town of Norman, Okla... **Hobbies/Interests:** Favorite movie is Life and favorite show is Sons of Anarchy... Lists his favorite type of music as rap and Tupac as his favorite artist.

### #40 SEAN BAKER

DEFENSIVE BACK • 5-11 • 205 • BALL STATE • 1ST



**Career Transactions:** Originally signed as an undrafted free agent by the Tampa Bay Buccaneers on May 7, 2012... Waived by the Buccaneers on Aug. 31, 2012... Signed to the Buccaneers' practice squad on Nov. 27, 2012... Signed by the Buccaneers on Jan. 2, 2013... Waived by the Buccaneers on Aug. 31, 2013... Signed to the Atlanta Falcons' practice squad on Oct. 22, 2013... Signed to the Falcons' active roster on Dec. 26, 2013... Waived by the Falcons on Aug. 30, 2014... Signed to the Falcons' practice squad on Aug. 31, 2014... Signed to the Falcons' active roster on Sept. 30,

2014... Waived by the Falcons on Oct. 28, 2014... Signed to the Falcons' practice squad on Oct. 30, 2014... Signed to the Falcons' active roster on Dec. 23, 2014... Waived by the Falcons on Sept. 4, 2015... Signed to the Indianapolis Colts' practice squad on Oct. 29, 2015... Released from the Colts' practice squad on Oct. 31, 2015... Signed to the Cleveland Browns' practice squad on Dec. 29, 2015... Signed by the Browns on Jan. 5, 2016.

**Seasonal Reviews:**  
**2015:** Spent time on the Colts' and Browns' practice squads.  
**2014:** Appeared in five games... Recorded two tackles... Also spent time on the Falcons' practice squad.  
**2013:** Spent time on the Falcons' practice squad.  
**2012:** Spent time on the Buccaneers' practice squad.

**College:** Notched a school-record 18 interceptions in four seasons at Ball State University... Added 320 tackles, 39 passes defended, 19 tackles for loss and two sacks... Two-time captain... First-team All-MAC selection as a senior.

**Personal:** Full name is Sean Joseph Baker... Brother, Chad, played baseball for the University of Pittsburgh... **High School:** Attended Canfield High School in Canfield, Ohio... Three-time all-conference selection and a two-time All-Ohio honoree... Also played basketball... **Community Involvement:** Volunteered for various Play 60 events while in the NFL... **Hobbies/Interests:** Favorite movies are The Town and The Wolf of Wall Street.

### #68 CONOR BOFFELI

OFFENSIVE LINE • 6-4 • 295 • IOWA • 1ST



**Career Transactions:** Originally signed by the Minnesota Vikings as an undrafted free agent on May 10, 2014... Waived by the Vikings on May 19, 2014... Acquired via waivers by the Houston Texans on May 20, 2014... Waived by the Texans on Aug. 26, 2014... Signed to the Chicago Bears' practice squad on Oct. 2, 2014... Signed by the Bears on Dec. 29, 2014... Waived by the Bears on Sept. 5, 2015... Signed to the Cleveland Browns' practice squad on Dec. 23, 2015... Signed by the Browns on Jan. 7, 2016.

**Seasonal Reviews:**  
**2015:** Spent time on the Browns' practice squad.  
**2014:** Spent the majority of the season on the Bears' practice squad.



# 2016 UNDRAFTED ROOKIES AND FIRST-YEAR PLAYERS

**College:** Honorable mention All-Big Ten and Academic All-Big Ten at Iowa...Played in 23 career games, starting all 13 games at left guard as a senior in 2013.

**Personal:** Father, Jim, played baseball at Loras College, while his uncle, Paul, played at Northern Iowa...Married to wife, Jessie...**High School:** Attended Valley High School in West Des Moines, Iowa...Second-team all-state selection as a senior...Three-time all-conference, leading his team to two state championships...Totaled 31 career catches for 402 yards and two touchdowns as a tight end...Part of a team that had 43-1 record over four years...Also lettered in basketball and baseball...**Community Involvement:** Worked several United Way events...**Hobbies/Interests:** Enjoys reading in his spare time, particularly crime and sci-fi novels...Cites Lee Child as his favorite author...Favorite movie is The Dark Knight and favorite TV shows are House of Cards and Game of Thrones...Lists classic rock as his favorite type of music and Led Zeppelin and Lynyrd Skynyrd as his favorite bands.

## #49 MIKELL EVERETTE

**DEFENSIVE BACK • 5-10 • 185 • SAM HOUSTON STATE • R**



**Career Transactions:** Signed by the Cleveland Browns as an undrafted free agent on May 5, 2016.


**College:** Appeared in 30 games at Sam Houston State, totaling 135 career tackles, 24 passes defended, and seven INTs returned for 111 yards in

two seasons...Transferred to Sam Houston State in 2014 after playing at Pima Community College as a freshman.

**Personal:** Given name is Carey Mikell Everette...First name is pronounced muh-KELL...Native of Seattle, Wash...**High School:** Attended Kentwood High School in Covington, Wash...Also played basketball...**Hobbies/Interests:** Favorite movie is Get Rich or Die Tryin'...Lists rap as his favorite type of music and Nipsey Hussle as his favorite artist.

## #79 DAN FRANCE

**OFFENSIVE LINE • 6-6 • 312 • MICHIGAN STATE • 1ST**



**Career Transactions:** Originally signed as an undrafted free agent by the Cincinnati Bengals on May 12, 2014...Waived by the Bengals on Aug. 30, 2014...Signed to the Bengals' practice squad on Aug. 31, 2014...Signed by the Bengals on Jan. 5, 2015...Waived by the Bengals on

Sept. 5, 2015...Signed to the Bengals' practice squad on Sept.

6, 2015...Released from the Bengals' practice squad on Nov. 30, 2015...Signed to the Cleveland Browns' practice squad on Dec. 1, 2015...Signed by the Browns on Jan. 5, 2016.

### Seasonal Reviews:

**2015:** Spent the first 11 weeks of the season on the Bengals' practice squad and the final five weeks on the Browns' practice squad.

**2014:** Spent entire season on the Bengals' practice squad.

**College:** Played in 46 games with 37 starts at Michigan State...Started 24 games at LT and 13 at RG...Started 13 games at RG as senior...Honorable mention All-Big Ten selection and an Academic All-Big Ten honoree...Initially was a defensive tackle and converted to offensive line prior to sophomore season...Earned degree in hospitality business.

**Personal:** Given name is Daniel Joseph France...Born in Fairview Park, Ohio...Native of North Royalton, Ohio...Worked as an umpire in high school for 7- and 8-year old baseball games...Prides himself on his ability to kick field goals after having split the uprights from 50 yards out before...Set to marry his fiancé, Kelsey, in 2017...**High School:** Attended North Royalton High School, where he played defensive end and tight end...Three-year starter in basketball...**Hobbies/Interests:** Favorite hobby is golf...Favorite movie is Forrest Gump and favorite TV show is Family Guy...Lists the Red Hot Chili Peppers as his favorite band.

## #85 RANNELL HALL

**WIDE RECEIVER • 6-0 • 200 • CENTRAL FLORIDA • 1ST**



**Career Transactions:** Originally signed by the Tampa Bay Buccaneers as an undrafted free agent on May 4, 2015...Waived by the Buccaneers on Sept. 6, 2015...Signed to the Buccaneers' practice squad on Sept. 8, 2015...Released from the Buccaneers' practice squad

on Sept. 22, 2015...Added to the Buccaneers' practice squad on Oct. 7, 2015...Signed to the Cleveland Browns' active roster on Dec. 14, 2015.

### Seasonal Reviews:

**2015:** Spent 12 weeks on the Buccaneers' practice squad before finishing the season on the Browns' active roster...Appeared in one game with Cleveland.

**College:** Started 27 of 49 career games at Central Florida...Totaled 145 career receptions for 2,051 yards and nine TDs...Added 264 rushing yards and two TDs on 43 carries...Returned 82 career kickoffs for 2,083 yards...Started nine of 10 games played during his senior season...Recorded 49

STAFF

PLAYERS

2015 SEASON

HISTORY

RECORDS

GAME DAY



## 2016 UNDRAFTED ROOKIES AND FIRST-YEAR PLAYERS

receptions for 500 yards...Totaled 25 carries for 129 yards and a TD...Started all 13 games as a junior, finishing with a team-high 57 receptions for 886 yards and five TDs...Added 121 yards and a TD on 14 carries...Started five of 14 games played as a sophomore...Caught 35 passes for a team-high 631 yards...Hauled in four TD receptions...Earned all-conference honorable mention...Appeared in all 12 games a freshman, returning 23 kickoffs for 714 yards...Named a first-team all-conference honoree...Majored in interdisciplinary studies.

**Personal:** Born in Carol City, Fla...Nickname is Speedy... Member of a 4x100 meter relay team that set a 9-10 year old USA Track & Field record (51.63) in 2003 that still stands...  
**High School:** Attended Miami Carol City High School in Miami Gardens, Fla...Hauled in 26 receptions for 357 yards and four TDs as a senior...Also ran track...  
**Community Involvement:** Enjoys visiting and talking with students of all grades, visiting patients at children's hospitals and participating in youth football camps...  
**Hobbies/Interests:** Lists drawing and sketching as his special talents.

### #89 CONNOR HAMLETT

TIGHT END • 6-7 • 259 • OREGON STATE • 1ST



**Career Transactions:** Originally signed as an undrafted free agent by the Jacksonville Jaguars on May 3, 2015... Waived by the Jaguars on Aug. 29, 2015...Signed with the Jaguars on Sept. 2, 2015...Waived by the Jaguars on Sept. 4, 2015...Signed to the Philadelphia Eagles' practice squad on Sept. 16, 2015...Released from the Eagles' practice squad on Sept. 21, 2015...Signed to the New Orleans Saints' practice squad on Sept. 23, 2015...Released from the Saints' practice squad on Oct. 6, 2015...Signed to the Cleveland Browns' practice squad on Dec. 8, 2015...Signed by the Browns on Jan. 5, 2016.

#### Seasonal Reviews:


**2015:** Signed with the Jaguars in the spring, spending training camp in Jacksonville...Spent Week 2 on the Eagles' practice squad...Spent Weeks 3-4 on the Saints' practice squad...Spent the final four weeks of the year on the Browns' practice squad.

**College:** Appeared in 47 career games with 29 starts at Oregon State...Totaled 104 receptions for 1,109 yards and 10 TDs...Became the fifth TE in school history to record 1,000-plus career receiving yards...Finished career ranked third among TEs in school history for receptions and fifth in receiving yards...Pac-12 All-Academic first-team selection.

**Personal:** Born in Riverside, Calif...Native of Edmonds, Wash...Brother, Casey, played football at Washington State...  
**High School:** Attended Meadowdale High School in Lynnwood, Wash., where he was a three-year letterman in football...Caught 43 passes for 648 yards and six TDs as a senior, earning all-state honors...First-team all-league in basketball after averaging 19 points and 10 rebounds as a senior...  
**Hobbies/Interests:** Enjoys reading in his spare time...His favorite books are in the A Song of Fire and Ice series...Favorite movie is Wedding Crashers and favorite TV show is Breaking Bad...Lists Rock and Roll as his favorite type of music and Bruce Springsteen as his favorite musician.

### #49 J.P. HOLTZ

TIGHT END • 6-3 • 240 • PITTSBURGH • R



**Career Transactions:** Signed by the Cleveland Browns as an undrafted free agent on May 5, 2016.

**College:** Started 48 of 52 career games played at Pittsburgh...Totaled 81 career receptions for 931 yards and 11 TDs...Served as a captain

his senior year, starting 12 of 13 games played and notching career highs in receptions (24), receiving yards (350) and tying a career high with four TDs...Started all 13 games in 2014, catching 21 passes for 199 yards and four TDs...Started all 13 games as a sophomore, totaling 209 receiving yards on 23 catches...Started 10 of 13 games played as a freshman, finishing with 13 receptions for 173 yards and three TDs...Majored in administration of justice.

**Personal:** Given name is John Paul Holtz...Native of Pittsburgh, Pa...Father, Bob, played football at California University of Pennsylvania...Mother, Gina, played volleyball and softball at Robert Morris...Brother, Rob, played football at Wooster...  
**High School:** Attended Shaler Area High School in Pittsburgh, Pa...Played five different positions over the course of his career...Scored 15 TDs as a senior, rushing for 337 yards on 37 carries and catching 19 passes for 332 yards as a senior...  
**Community Involvement:** Wrapped Christmas presents for families in need while in college...  
**Hobbies/Interests:** Enjoys fishing in his spare time...Favorite movie is Step Brothers and favorite TV show is Sons of Anarchy...Lists country as his favorite type of music and Luke Bryan as his favorite artist.



## 2016 UNDRAFTED ROOKIES AND FIRST-YEAR PLAYERS

### #41 TRACY HOWARD

DEFENSIVE BACK • 5-10 • 185 • MIAMI (FLA.) • R



**Career Transactions:** Signed by the Cleveland Browns as an undrafted free agent on May 5, 2016.

**College:** Appeared in 51 career games with 22 starts at the University of Miami... Recorded 102 tackles with 10 passes defended, five INTs and two forced fumbles... Started eight of 13 games as a senior in 2015, finishing with 30 tackles and four passes defended... Appeared in 13 games, starting one, totaling 20 tackles, one INT and one forced fumble... Started 12 of 13 games played as a sophomore, tallying 35 tackles and a team-high four INTs... Played in all 12 games as a true freshman, recording 17 stops and four passes defended... Majored in sociology.

**Personal:** Given name is Tracy Steven Howard... Native of Miami, Fla... **High School:** Attended Miramar High School in Miramar, Fla... Totaled 50 tackles and 10 INTs as a senior... Notched 45 tackles and four INTs in his junior season and 81 tackles and four INTs as a sophomore... **Community Involvement:** Volunteered feeding the homeless in high school... **Hobbies/Interests:** Favorite movie is The Pink Panther and favorite TV show is Scandal... Lists rap as his favorite type of music and G Herbo as his favorite artist.

### #17 DARIUS JENNINGS

WIDE RECEIVER • 5-10 • 169 • VIRGINIA • 1ST



**Career Transactions:** Originally signed by the Cleveland Browns as an undrafted free agent on May 11, 2015, after participating in the team's rookie minicamp on a tryout basis.

**Season Reviews:**

**2015:** Played in four games, starting one... Recorded 14 catches for 117 yards... Spent first 12 weeks on Browns' practice squad... Elevated to active roster on Dec. 5... (12/6) vs. Cin.: In NFL debut, caught five passes for 35 yards... Returned five kickoffs for 112 yards (22.4 avg.).

**College:** Played in 49 career games at Virginia... Finished first all-time in program history with 1,839 career kick return yards, fifth in school history with 133 career receptions, ninth in program history with 1,667 career receiving yards and 11th in Virginia history with 3,719 career all-purpose yards... Totaled 27 receptions for 521 yards and two TDs in 2014... Graduated with a degree in sociology.

**Personal:** Given name Darius Lamar Jennings... Native of Baltimore, Md... Worked as a camp counselor for middle school children at The Gilman Academy, helping with classwork and activities... **High School:** Attended The Gilman School in Baltimore, Md... Also played basketball and ran track... **Community Involvement:** Visited children's hospitals in college... Volunteers at local youth football camps... **Hobbies/Interests:** Lists Little Giants and Rush Hour as his favorite movies and The Wire as his favorite TV show... Favorite types of music are rap, R&B and gospel and favorite artist is Lil Boosie.

### #65 KALEB JOHNSON

OFFENSIVE LINE • 6-4 • 300 • RUTGERS • 1ST



**Career Transactions:** Originally signed by the Baltimore Ravens as an undrafted free agent on May 7, 2015... Waived by the Ravens on Sept. 5, 2015... Signed to the Ravens' practice squad on Sept. 6, 2015... Activated from Ravens' practice squad on Nov. 30, 2015... Waived by the

Ravens on Dec. 12, 2015... Claimed by the Cleveland Browns via waivers on Dec. 14, 2015.

**Seasonal Reviews:**

**2015:** Started season on Ravens' practice squad... Elevated to Baltimore's 53-man roster in Week 13 and was inactive for game... Claimed by Browns in Week 15... Active but did not play in two games and inactive for one contest.

**College:** Started 50 career games at Rutgers... Started at left guard for all 13 games as a senior... Named honorable mention All-Big Ten at guard by the media and the league's head coaches... Started all 13 games at left guard on the offensive line as junior... Moved to left tackle from right tackle during his freshman year, earning Freshman All-America accolades... Majored in psychology.

**Personal:** Given name Kaleb Doyle Johnson... Native of Jacksonville, Fla... Brother, Kelton, plays football at Central Florida... **High School:** Attended Edward H. White High School in Jacksonville, Fla... Also wrestled, winning a conference championship and placing third in the state as a senior... **Community Involvement:** Spent time as a mentor for children at the MaliVai Washington Youth Foundation in Jacksonville... **Hobbies/Interests:** Favorite movie is Cars and favorite TV show is Martin... Lists Future as his favorite musician.

STAFF

PLAYERS

2015 SEASON

HISTORY

RECORDS

GAME DAY



## 2016 UNDRAFTED ROOKIES AND FIRST-YEAR PLAYERS

### #69 ERLE LADSON

OFFENSIVE LINE • 6-6 • 350 • DELAWARE • 1ST



**Career Transactions:** Originally signed by the Oakland Raiders as an undrafted free agent in 2014...Waived by the Raiders on Aug. 30, 2014...Signed by Cleveland Browns on July 28, 2015...Waived by the Browns on Sept. 5, 2015...Signed to the Browns' practice squad on Sept. 6, 2015...Re-

leased from the Browns' practice squad on Sept. 15, 2015...Signed to the Browns' practice squad on Oct. 1, 2015...Signed by the Browns on Jan. 6, 2016.

#### Seasonal Reviews:

**2015:** Spent 15 weeks on the Browns' practice squad.


**2014:** Spent training camp with the Raiders...Played for the Arena Football League's Orlando Predators.

**College:** Appeared in 48 games with 23 starts...Earned the Blue Hen Touchdown Club's Offensive MVP as a senior in 2013...Invited to play in the NFLPA College All-Star game as a senior...Helped pave the way for All-American running back Andrew Pierce as a senior...Part of an offense that ranked fifth in the Colonial Athletic Association in rushing (165.5 yards per game) and scoring (25.8 points per game)...Majored in history education.

**Personal:** Given name is Erle Jeffery Ladson Jr...Native of Bronx, N.Y...Went to the same high school as Pittsburgh Steelers offensive lineman Willie Colon...Member of student council and chess club in high school...Worked at a retail uniform company in high school...**High School:** Attended Cardinal Hayes High School in Bronx, N.Y...Earned All-Boro, all-city and all-league honors as a senior...Also served as captain of the basketball team and led team to a league championship as a senior...**Community Involvement:** Volunteers for Relay for Life...Spent time with military members as part of the Browns' Military Appreciation Day...**Hobbies/Interest:** Enjoys reading and playing chess...Favorite books is *Between the World and Me*...Favorite movie is *The Lion King* and favorite TV show is *Game of Thrones*.

### #70 NILE LAWRENCE-STAMPLE

DEFENSIVE LINE • 6-1 • 320 • FLORIDA STATE • R



**Career Transactions:** Signed by the Cleveland Browns as an undrafted free agent on May 5, 2016.

**College:** Played in 38 career games at Florida State, starting 12 of his 13 games played as a senior...Recorded 71 career tackles with the Semi-

noles...Earned All-ACC First-Team recognition in 2015 after totaling career highs with 36 tackles and 2.5 sacks...Played in all 13 games, starting six, as a sophomore in 2013...Totaled 15 tackles on the year...Notched 10 tackles in eight games played as a redshirt freshman.

**Personal:** Given name is Nile Heron Lawrence-Stample...Born in New York City, N.Y...Native of Fort Lauderdale, Fla...Has a son, Landon Avery...**High School:** Attended Nova High School in Davie, Fla...Spent the majority of his time in high school playing linebacker before being moved to defensive line as a senior...**Community Involvement:** Visited children's hospitals in college...**Hobbies/Interests:** Enjoys skeet shooting and riding four-wheelers in his spare time...Favorite TV Show is *Prison Break*...Lists hip-hop as his favorite type of music and Drake as his favorite artist.

### #60 MIKE MATTHEWS

OFFENSIVE LINE • 6-2 • 300 • TEXAS A&M • R



**Career Transactions:** Signed by the Cleveland Browns as an undrafted free agent on May 5, 2016.

**College:** Started 36 of his 43 career games played at Texas A&M...Served three years as the Aggies center...Member of an offensive line blocking

for an offense that averaged 424.7 yards a game in 2015, playing in 12 games...Started 10 games as a junior, blocking for an offense that led the SEC in passing in 2014...Started all 13 games at center as a sophomore in 2013...Saw action in seven games as a freshman.




## 2016 UNDRAFTED ROOKIES AND FIRST-YEAR PLAYERS

**Personal:** Given name is Michael Caleb Matthews...Born in Houston, Texas...Hometown is Missouri City, Texas...Son of Pro Football Hall of Famer Bruce Matthews...Brothers, Kevin and Jake, both play in the NFL...Uncle, Clay, holds the Browns record for games played with 232...**High School:** Attended Elkins High School in Missouri City, Texas, receiving all-state and All-America honors as a senior in 2011...Two-time all-district honoree...**Community Involvement:** Volunteered at homeless shelters and helped build playgrounds in college...**Hobbies/Interests:** Enjoys hunting in his spare time...Favorite movie is The Town and favorite TV show is Entourage.

### #3 DENNIS PARKS

WIDE RECEIVER • 6-2 • 201 • RICE • R




**Career Transactions:** Originally signed by the Green Bay Packers on May 6, 2016...Waived by the Packers on May 9, 2016...Signed by the Cleveland Browns on May 20, 2016.

**College:** Played in 46 career games at Rice...Totaled 98 receptions for 1,507 yards, and eight TDs...Caught a career high 33 passes for 498 yards and three TDs as a senior...Appeared in 11 games as a junior in 2014, hauling in 29 receptions for 389 yards and one TD...Played in 13 games as a sophomore, totaling 29 receptions for 508 yards and three TDs...Member of the Conference-USA All-Freshman Team in 2012, catching seven passes for 112 yards and a TD in 13 games played...Majored in psychology.

**Personal:** Given name is Dennis D'Andre Parks...Native of San Antonio, Texas...Father, Dennis, played football at New Mexico State...**High School:** Attended Converse Judson High School in Converse, Texas...All-district selection in his junior and senior years...All-state honorable mention and academic all-state honorable mention as a senior...Also played basketball...**Community Involvement:** Volunteered at a shelter at the Palmer Memorial Episcopal Church and the Children's Memorial Hermann Hospital while at Rice...Now interested in doing work in his hometown of San Antonio helping and mentoring young athletes in the community...**Hobbies/Interests:** Enjoys reading, bowling and riding dirt bikes in his spare time...Favorite movie is Inception and favorite TV show is Power...Lists rap as his favorite type of music and Future as his favorite artist.

### #63 KYLE ROSE

DEFENSIVE LINE • 6-4 • 235 • WEST VIRGINIA • R



**Career Transactions:** Signed by the Cleveland Browns as an undrafted free agent on May 5, 2016.

**College:** Started 33 of 51 career games played at West Virginia...Finished with 155 tackles, five sacks, three passes defended and one fumble recovery...Started all 13 games as a junior in 2014, totaling 35 tackles on the season...Recorded career-highs as a senior with 46 tackles and four sacks...Started six of 12 games played as a sophomore in 2013, notching 49 tackles...Played in all 13 games as a redshirt freshman...Majored in criminology.

**Personal:** Given name is Kyle Edward Rose...Native of Dayton, Ohio...**High School:** Attended Centerville High School in Centerville, Ohio...Recorded 87 tackles, 8.5 sacks, one forced fumble, three fumble recoveries, and one INT in senior season...Also wrestled...**Community Involvement:** Volunteered for The Dragonfly Foundation, an organization that brings comfort to children and their families that are affected by cancer...**Hobbies/Interests:** Enjoys fishing at Indiana Lake and Lake Erie in his spare time...Favorite movie is Forrest Gump and favorite TV show is Breaking Bad...Lists rock as his favorite type of music and Led Zeppelin as his favorite band.

### #37 TIM SCOTT

DEFENSIVE BACK • 5-11 • 195 • NORTH CAROLINA • 1ST



**Career Transactions:** Originally signed by the Dallas Cowboys as an undrafted free agent on May 9, 2015...Waived by the Cowboys on Sept. 5, 2015...Signed to the Cowboys' practice squad on Sept. 8, 2015...Released from the Cowboys' practice squad on Sept. 15, 2015...

Added to the Cowboys' practice squad on Nov. 18, 2015...Released from the Cowboys' practice squad on Dec. 1, 2015...Signed to the Cleveland Browns' practice squad on Dec. 8, 2015...Signed by the Browns on Jan. 5, 2016.

#### Seasonal Reviews:

**2015:** Spent four weeks on the Cowboys' practice squad and the final four weeks of the season on the Browns' practice squad.

STAFF

PLAYERS

2015 SEASON

HISTORY

RECORDS

GAME DAY






# 2016 UNDRAFTED ROOKIES AND FIRST-YEAR PLAYERS

**College:** Started 45 of 50 career games at North Carolina... Totaled 212 career tackles, 25 passes defended and eight interceptions...Led North Carolina in tackles (72) as a senior and interceptions (four) as a sophomore...Graduated with a degree in exercise and sports science.

**Personal:** Given name Timothy Craig Scott...Born in Bronx, N.Y...Native of Fredericksburg, Va...**High School:** Attended Colonial Forge High School in Stafford, Va. where he was a four-year starter...Named Commonwealth District Defensive Player of the Year and first-team All-Fredericksburg as a senior...Named all-district as a defensive back, wide receiver and kick returner and a second-team All-Washington Metro selection...Also played basketball in high school...**Community Involvement:** Volunteered and mentored elementary school students in Fredericksburg, Va...**Hobbies/Interests:** Enjoys watching movies and bowling...Prides himself on his ability to do a handstand for five minutes...Favorite movie is Teenage Mutant Ninja Turtles and his favorite TV shows are Martin and Family Matters...Favorite musicians are Future and Chris Brown.

## #48 PATRICK SKOV

FULLBACK • 6-0 • 235 • GEORGIA TECH • R



**Career Transactions:** Signed by the Cleveland Browns as an undrafted free agent on May 5, 2016.


**College:** Played in 39 career games at Stanford before transferring to Georgia Tech... Played in 11 games, making eight starts, as a graduate

student for the Yellow Jackets in 2015...Totaled 107 career rushes for 402 yards and 10 TDs with six receptions for 69 yards and two TDs...Rushed 14 times for 25 yards and four TDs at Stanford.

**Personal:** Given name is Patrick Smith Skov...Last name is pronounced SKOVE...Born in San Francisco, Calif...Moved to Guadalajara, Mexico in 1999 with his family...Brother, Shane, plays for the 49ers...**High School:** Attended The Lawrenceville School in Lawrenceville, N.J...Earned New Jersey Prep Offensive Player of the Year Mid-Atlantic Prep League Player of the Year...Recorded 93 carries and 27 receptions for 953 total yards and 17 total TDs as a senior...Also played basketball and lacrosse...**Community Involvement:** Participated in Reading Across America while in college...**Hobbies/Interests:** Favorite movie is Layer Cake and favorite TV show is Game of Thrones...Lists hip-hop as his favorite type of music and Curren\$y as his favorite artist.

## #39 A.J. STAMPS

DEFENSIVE BACK • 5-11 • 195 • KENTUCKY • R



**Career Transactions:** Signed by the Cleveland Browns as an undrafted free agent on May 5, 2016.

**College:** Played in 24 career games at Kentucky, finishing with 123 career tackles, 13 passes defended and five INTs returned for 138 yards in

two seasons...Finished second on the team in 2015 with 67 tackles, starting 10 of 12 games played...Added nine passes defended and one INT...Transferred to Kentucky in 2014 from East Mississippi Community College...Majored in undergraduate economics.

**Personal:** Given name is Alvin Stamps Jr...Native of Vicksburg, Miss...Uncle, Sylvester Jackson, played in the NFL for the Tampa Bay Buccaneers and Atlanta Falcons...**High School:** Attended Vicksburg High School in Vicksburg, Miss... First-team all-state as a senior...Recorded 114 tackles, two INTs, along with 77 receptions for 1,289 yards and 19 TDs... Played basketball, reaching the state championship game his junior year...Also played baseball...**Hobbies/Interests:** Enjoys swimming in his spare time...Favorite movie is The Jungle Book and favorite TV show is The Jamie Foxx Show... Lists R&B as his favorite type of music and Boyz II Men as his favorite group.

## #86 RANDALL TELFER

TIGHT END • 6-4 • 250 • SOUTHERN CALIFORNIA • 1ST



**Career Transactions:** Originally drafted by the Cleveland Browns in the sixth round (198th overall) of the 2015 NFL Draft.

**Season Reviews:**

**2015:** Missed the entire season with a foot injury...Placed on reserve/non-football injury

on Sept. 1.

**College:** Started 34 of 48 career games at USC...Totaled 65 career catches for 648 yards 12 TDs...Earned All-Pac-12 honorable mention as a freshman and a senior...Earned Freshman All-American honors in 2011...Set USC freshman tight end record with 26 receptions in 2011...Started 12 of 13 games played as a senior...Named to All-Pac-12 honorable mention...Named USC's Most Inspirational Player...Finished the year with 21 receptions for 197 yards and two TDs...Started eight of 11 games played as a junior...Missed three games



## 2016 UNDRAFTED ROOKIES AND FIRST-YEAR PLAYERS

with a knee injury...Recipient of the Chris Carlisle Courage Award...Played 12 games, starting nine as a sophomore... Finished the season with 12 catches for 100 yards and four TDs...Also blocked a field goal on special teams...Recipient of USC's Bob Chandler Award for athletics, academics and character...Played in all 12 games as a freshman, starting five...Saw action at tight end and on special teams...Earned All-Pac-12 honorable mention and Freshman All-American honors...Totaled 26 receptions for 273 yards and five TDs... Posted the most receptions by a freshman tight end in USC history... Graduated from USC with a degree in political science... Enrolled at the USC master's program in 2016, completing work towards a degree in communication management.

**Personal:** Given name is Randall Bernard Nii Adjei Telfer... Native of Los Angeles, Calif...Has traveled to Ghana to visit family...Father moved to the United States from Ghana when he was 26 years old...Mother moved to the United States from Ghana when she was 14 years old...Played soccer the majority of his childhood until starting football in high school... Worked as a valet driver in California...**High School:** Attended Rancho Cucamonga High School in Rancho Cucamonga, Calif...Finished his senior season with 45 receptions for 905 yards and eight TDs...Caught 44 passes for 678 yards and five TDs as a junior in 2008...Also played basketball and participated in track and field...**Community Involvement:** Volunteers at various youth football camps and spent time with military members as part of the Browns' Military Appreciation Day...**Hobbies/Interests:** Considers himself a foodie... Favorite movies are the Back to the Future trilogy and favorite TV show is Fresh Prince of Bel Air.

### #38 TERRELL WATSON

**RUNNING BACK • 6-1 • 240 • AZUSA PACIFIC • 1ST**



**Career Transactions:** Originally signed by the Cincinnati Bengals on May 8, 2015... Waived by the Bengals on Sept. 5, 2015...Signed to the Bengals' practice squad on Sept. 6, 2015...Signed by the Cleveland Browns on January 21, 2016.

**Seasonal Reviews:**


**2015:** Spent the season on the Bengals' practice squad.

**College:** Played in 33 career games at Azusa Pacific...Amassed 4,845 career yards and 61 TDs on 794 carries in three seasons...Notched 44 career receptions for 449 yards and a TD... Led Division-II with 2,153 yards and 29 TDs on 319 carries in 11 games played as a senior...Added 19 receptions for 180 yards... Appeared in 12 games as a junior, recording 1,812 yards and 23 TDs on 301 carries...Hauled in 14 receptions for 142 yards... Appeared in 10 games as a sophomore, rushing 174 times for 880 yards and nine TDs...Caught 11 passes for 127 yards and a TD.

**Personal:** Given name is Terrell Anthony Watson...Native of Oxnard, Calif...First name pronounced ter-ELL...Adopted a dog, Dexter, from City Dogs in Cleveland during the off-season after being signed to the team...Interested in becoming a police and SWAT officer after football...Worked as campus security while he was in college...**High School:** Attended Oxnard High School...Amassed 2,905 career yards and 37 TDs...Hauled in 21 catches for 206 yards and one TD...Also ran track in high school...**Community Involvement:** Volunteers at football camps and enjoys visiting schools and talking to kids...**Hobbies/Interests:** Enjoys photography in his spare time...Favorite TV shows are Vampire Diaries and Grey's Anatomy.

### #97 DYLAN WYNN

**DEFENSIVE LINE • 6-2 • 283 • OREGON STATE • 1ST**



**Career Transactions:** Originally signed by the Cleveland Browns as an undrafted free agent on May 8, 2015... Waived by the Browns on Sept. 5, 2015...Signed to the Browns' practice squad on Sept. 8, 2015...Waived from the Browns' practice squad on Oct. 6, 2015...Re-signed

to the Browns practice squad on Nov. 2, 2015...Signed to a reserve/future deal with the Browns on Jan. 5, 2016.

**Seasonal Reviews:**

**2015:** Spent 12 weeks on the Browns' practice squad.

**College:** Started 44 of 50 career games at Oregon State... Totaled 214 career tackles, 7.5 sacks, eight fumble recoveries, three forced fumbles and one interception...Led the defensive line in tackles for two years with 54 tackles as a senior and 67 tackles as a junior...Earned second-team All-Pac-12 honors in 2014 as a senior...Graduated with a degree in human development and family studies.

**Personal:** Given name Charles Dylan Wynn...Born in Arlington, Texas...Native of Concord, Calif...Did ranch work such as vaccinating cows and bucking hay growing up...**High School:** Attended De La Salle High School in Concord, Calif., where he also wrestled...**Community Involvement:** Did work with the local Boys & Girls Club while attending Oregon State... Also read to and spent time with children with disabilities... Interested in also doing volunteer work with animal shelters...

**Hobbies/Interests:** Enjoys hunting and spending time with his dogs...Has two rottweilers and a black lab...Enjoys playing the ukulele in his spare time, especially the night before every game as part of his routine...Favorite movies are Super Troopers and Heavyweights and favorite TV show is Game of Thrones.

STAFF

PLAYERS

2015 SEASON

HISTORY

RECORDS

GAME DAY

## 2016 ALPHABETICAL ROSTER

| NO | NAME                   | POS | HT   | WT  | DOB      | *AGE | EXP | COLLEGE              | HOMETOWN                 | HOW ACQ            |
|----|------------------------|-----|------|-----|----------|------|-----|----------------------|--------------------------|--------------------|
| 54 | Alexander, Dominique   | LB  | 6-0  | 235 | 4/20/95  | 21   | R   | Oklahoma             | Tulsa, Okla.             | FA - '16           |
| 78 | Bailey, Alvin          | OL  | 6-3  | 320 | 8/26/91  | 25   | 4   | Arkansas             | Broken Arrow, Okla.      | FA - '16           |
| 40 | Baker, Sean            | DB  | 5-11 | 205 | 11/6/88  | 27   | 1   | Ball State           | Youngstown, Ohio         | FA - '16           |
| 82 | Barnidge, Gary         | TE  | 6-6  | 250 | 9/22/85  | 30   | 9   | Louisville           | Middleburg, Fla.         | UFA (Car.) - '13   |
| 88 | Bibbs, E.J.            | TE  | 6-2  | 258 | 8/28/91  | 25   | 2   | Iowa State           | Chicago, Ill.            | FA - '15           |
| 75 | Bitonio, Joel          | OL  | 6-4  | 305 | 10/11/91 | 24   | 3   | Nevada               | Long Beach, Calif.       | D2 - '14           |
| 68 | Boffeli, Conor         | OL  | 6-4  | 295 | 8/29/91  | 25   | 1   | Iowa                 | West Des Moines, Iowa    | FA - '16           |
| 61 | Bowie, Michael         | OL  | 6-5  | 320 | 9/25/91  | 24   | 4   | Northeastern State   | Tulsa, Okla.             | W (Sea.) - '14     |
| 95 | Bryant, Desmond        | LB  | 6-4  | 265 | 5/20/90  | 26   | 4   | East Central         | Wichita Falls, Texas     | D7a - '13          |
| 92 | Bryant, Desmond        | OL  | 6-6  | 310 | 12/15/85 | 30   | 8   | Harvard              | Elizabethtown, N.C.      | UFA (Oak.) - '13   |
| 31 | Caldwell, Trey         | DB  | 5-9  | 185 | 12/4/93  | 22   | R   | Louisiana-Monroe     | Dallas, Texas            | D5d - '16          |
| 24 | Campbell, Ibraheim     | DB  | 5-11 | 208 | 5/13/92  | 24   | 2   | Northwestern         | Philadelphia, Pa.        | D4a - '15          |
| 59 | Carder, Tank           | LB  | 6-2  | 235 | 1/18/89  | 27   | 5   | Texas Christian      | Sweeny, Texas            | W (Buf.) - '12     |
| 19 | Coleman, Corey         | WR  | 5-11 | 185 | 7/6/94   | 22   | R   | Baylor               | Dallas, Texas            | D1 - '16           |
| 72 | Coleman, Shon          | OL  | 6-7  | 310 | 11/25/91 | 24   | R   | Auburn               | Memphis, Tenn.           | D3b - '16          |
| 6  | Coons, Travis          | K   | 6-1  | 200 | 2/6/92   | 24   | 2   | Washington           | Alta Loma, Calif.        | FA - '15           |
| 66 | Cooper, Xavier         | DL  | 6-4  | 300 | 11/30/91 | 24   | 2   | Washington State     | Tacoma, Wash.            | D3b - '15          |
| 34 | Crowell, Isaiah        | RB  | 5-11 | 225 | 1/8/93   | 23   | 3   | Alabama State        | Columbus, Ga.            | FA - '14           |
| 7  | Davis, Austin          | QB  | 6-2  | 221 | 6/2/89   | 28   | 5   | Southern Mississippi | Collinsville, Miss.      | FA - '15           |
| 56 | Davis, Demario         | LB  | 6-2  | 248 | 1/11/89  | 27   | 5   | Arkansas State       | Brandon, Miss.           | UFA (NJY) - '16    |
| 26 | Desir, Pierre          | DB  | 6-2  | 206 | 9/8/90   | 25   | 3   | Lindenwood           | St. Peter's, Mo.         | D4 - '14           |
| 87 | DeValve, Seth          | TE  | 6-3  | 245 | 12/29/93 | 23   | R   | Princeton            | Manchester, Conn.        | D4d - '16          |
| 66 | Drango, Spencer        | OL  | 6-6  | 315 | 10/15/92 | 23   | R   | Baylor               | Indianapolis, Ind.       | D5b - '16          |
| 74 | Erving, Cameron        | OL  | 6-5  | 313 | 8/23/92  | 24   | 2   | Florida State        | Moultrie, Ga.            | D1b - '15          |
| 49 | Everette, Mikell       | DB  | 5-10 | 185 | 10/22/92 | 23   | R   | Sam Houston State    | Covington, Wash.         | FA - '16           |
| 79 | France, Dan            | OL  | 6-6  | 312 | 4/1/91   | 25   | 1   | Michigan State       | North Royalton, Ohio     | FA - '16           |
| 43 | Gabriel, Taylor        | WR  | 5-8  | 167 | 2/17/91  | 25   | 3   | Ablette Christian    | Mesquite, Texas          | FA - '14           |
| 18 | Gaines, Charles        | DB  | 5-10 | 180 | 10/3/92  | 23   | 2   | Louisville           | Miami, Fla.              | D6a - '15          |
| 62 | Gerhart, Justin        | OL  | 6-1  | 310 | 10/21/88 | 27   | 2   | Arizona State        | Corona, Calif.           | FA - '16           |
| 21 | Gilbert, Garth         | DB  | 6-0  | 202 | 11/7/91  | 24   | 3   | Oklahoma State       | Huntsville, Texas        | D7a - '14          |
| 77 | Greco, John            | OL  | 6-4  | 318 | 3/24/85  | 31   | 9   | Toledo               | Youngstown, Ohio         | Tr. (St. L.) - '11 |
| 10 | Griffin III, Robert    | QB  | 6-2  | 218 | 2/12/90  | 26   | 5   | Baylor               | Copperas Cove, Texas     | FA - '16           |
| 23 | Haden, Joe             | DB  | 5-11 | 195 | 4/14/89  | 27   | 7   | Florida              | Fort Washington, Md.     | D1 - '10           |
| 85 | Hall, Rannell          | WR  | 6-0  | 200 | 1/30/93  | 23   | 1   | Central Florida      | Miami Gardens, Fla.      | FA - '15           |
| 89 | Hamielt, Connor        | TE  | 6-7  | 259 | 4/12/92  | 24   | 1   | Oregon State         | Lynnwood, Wash.          | FA (Fin.) - '16    |
| 16 | Hawkins, Andrew        | WR  | 5-7  | 180 | 3/0/86   | 30   | 6   | Toledo               | Johnstown, Pa.           | RFA (Ch.) - '14    |
| 41 | Higgins, Rashard       | OL  | 6-1  | 198 | 10/7/94  | 21   | R   | Colorado State       | Dallas, Texas            | D5c - '16          |
| 89 | Holtz, J.P.            | TE  | 6-3  | 240 | 8/28/93  | 23   | R   | Pittsburgh           | Pittsburgh, Pa.          | FA - '16           |
| 44 | Howard, Tracy          | DB  | 5-10 | 185 | 4/29/94  | 22   | R   | Miami                | Miramar, Fla.            | FA - '16           |
| 93 | Hughes III, John       | DL  | 6-4  | 260 | 4/27/89  | 27   | 5   | Cincinnati           | Catama, Ohio             | D3 - '12           |
| 47 | Hughlett, Charley      | DL  | 6-4  | 248 | 5/16/90  | 26   | 2   | Central Florida      | Tampa, Fla.              | FA - '14           |
| 91 | Jeffcoat, Jackson      | LB  | 6-4  | 255 | 12/26/90 | 25   | 3   | Texas                | Plano, Texas             | W (Wash.) - '16    |
| 17 | Jennings, Darius       | WR  | 5-10 | 169 | 6/28/92  | 24   | 1   | Virginia             | Baltimore, Md.           | FA - '15           |
| 57 | Johnson, Cam           | LB  | 6-4  | 268 | 5/24/90  | 26   | 3   | Virginia             | Washington, D.C.         | FA - '15           |
| 29 | Johnson Jr., Duke      | RB  | 5-9  | 210 | 9/23/93  | 23   | 2   | Miami (Fla.)         | Miami, Fla.              | D3a - '15          |
| 65 | Johnson, Kaleb         | OL  | 6-4  | 300 | 2/22/93  | 23   | 1   | Rutgers              | Jacksonville, Fla.       | W (Bal.) - '15     |
| 42 | Johnson, Malcolm       | FB  | 6-1  | 231 | 8/11/92  | 24   | 2   | Mississippi State    | Tuscaloosa, Ala.         | D6b - '15          |
| 3  | Jones, Don             | DB  | 5-11 | 195 | 5/14/90  | 26   | 4   | Arkansas State       | Town Creek, Ala.         | W (N.O.) - '15     |
| 5  | Kessler, Cody          | QB  | 6-1  | 215 | 5/11/93  | 23   | R   | Southern California  | Bakersfield, Calif.      | D3c - '16          |
| 30 | Kindred, Derrick       | DB  | 5-10 | 210 | 12/15/93 | 22   | R   | Texas Christian      | San Antonio, Texas       | D4c - '16          |
| 58 | Kirksey, Christian     | LB  | 6-2  | 235 | 8/31/92  | 24   | 3   | Iowa                 | St. Louis, Mo.           | D3a - '14          |
| 69 | Kruger, Paul           | LB  | 6-4  | 270 | 2/15/86  | 30   | 8   | Utah                 | Orem, Utah               | UFA (Bal.) - '13   |
| 99 | Ladson, Erle           | OL  | 6-6  | 350 | 11/27/91 | 24   | 1   | Delaware             | New York City, N.Y.      | FA - '16           |
| 70 | Lawrence-Stamper, Nile | OL  | 6-1  | 320 | 7/14/92  | 24   | R   | Florida State        | Fort Lauderdale, Fla.    | FA - '16           |
| 8  | Lee, Andy              | P   | 6-1  | 185 | 8/11/82  | 34   | 13  | Pittsburgh           | Westminster, S.C.        | Tr. (S.F.) - '15   |
| 80 | Louis, Ricardo         | WR  | 6-2  | 215 | 3/23/94  | 22   | R   | Auburn               | Miami, Fla.              | D4b - '16          |
| 60 | Mathews, Mike          | OL  | 6-2  | 300 | 1/27/94  | 22   | R   | Texas A&M            | Missouri City, Texas     | FA - '16           |
| 13 | McCown, Josh           | QB  | 6-4  | 218 | 7/4/79   | 37   | 14  | Sam Houston State    | Jacksonville, Texas      | FA - '15           |
| 98 | Meder, Jamie           | DL  | 6-3  | 308 | 4/12/91  | 25   | 2   | Ashland              | Parma Heights, Ohio      | FA - '14           |
| 51 | Mingo, Barkevious      | LB  | 6-4  | 240 | 10/4/90  | 25   | 4   | Louisiana State      | West Monroe, La.         | D1 - '13           |
| 15 | Moore, Marion          | WR  | 6-0  | 190 | 9/3/87   | 29   | 7   | Fresno State         | Sacramento, Calif.       | FA - '14           |
| 20 | Moore Sr., Rahim       | DB  | 6-0  | 208 | 2/11/90  | 26   | 6   | UCLA                 | Los Angeles, Calif.      | FA - '16           |
| 25 | Moslert, Raheem        | RB  | 5-10 | 197 | 4/9/92   | 24   | 2   | Purdue               | Smyrna Beach, Fla.       | W (Bal.) - '15     |
| 2  | Murray, Patrick        | K   | 5-7  | 182 | 6/22/91  | 26   | 3   | Forham               | Mahwah, N.J.             | FA - '16           |
| 94 | Nassib, Carl           | DL  | 6-7  | 275 | 4/12/93  | 23   | R   | Penn State           | West Chester, Pa.        | D3a - '16          |
| 90 | Ogbah, Emmanuel        | LB  | 6-4  | 275 | 11/6/93  | 22   | R   | Oklahoma State       | Lagos, Nigeria           | D2 - '16           |
| 44 | Orchard, Nate          | LB  | 6-4  | 255 | 1/5/93   | 23   | 2   | Utah                 | Salt Lake City, Utah     | D2 - '15           |
| 3  | Parks, Dennis          | WR  | 6-2  | 201 | 7/27/94  | 22   | R   | Rice                 | Converse, Texas          | FA - '16           |
| 67 | Pasztor, Austin        | OL  | 6-7  | 308 | 11/26/90 | 25   | 4   | Virginia             | Tillsonburg, Ontario     | W (Jac.) - '15     |
| 83 | Patterson, Eric        | DB  | 5-9  | 200 | 12/5/93  | 22   | 2   | Ball State           | Tampa, Fla.              | FA - '16           |
| 84 | Payer, Jordan          | WR  | 6-1  | 209 | 9/1/93   | 22   | R   | Oklahoma State       | Torrance, Calif.         | D5a - '16          |
| 33 | Powell, Jordan         | DB  | 6-0  | 191 | 4/25/91  | 25   | 4   | UCLA                 | Astoria, Ore.            | W (Phi.) - '13     |
| 11 | Pryor, Terrelle        | WR  | 6-4  | 223 | 6/20/89  | 28   | 4   | Ohio State           | Jeannette, Pa.           | FA - '15           |
| 63 | Rose, Kyle             | DL  | 6-4  | 295 | 10/2/92  | 23   | R   | West Virginia        | Centerville, Ohio        | FA - '16           |
| 53 | Schobert, Joe          | LB  | 6-1  | 245 | 11/6/93  | 22   | R   | Wisconsin            | Waukesha, Wis.           | D4a - '16          |
| 37 | Scott, Tim             | DB  | 5-11 | 195 | 1/25/93  | 23   | 1   | North Carolina       | Fredericksburg Va.       | FA - '16           |
| 9  | Shaw, Connor           | QB  | 6-1  | 210 | 9/19/91  | 24   | 2   | South Carolina       | Flowers Branch, Ga.      | FA - '14           |
| 55 | Shelton, Danny         | DL  | 6-2  | 335 | 8/20/93  | 23   | 2   | Washington           | Auburn, Wash.            | D7a - '15          |
| 48 | Skov, Patrick          | FB  | 6-0  | 235 | 7/21/92  | 24   | R   | Georgia Tech         | Guadalajara, Mexico      | FA - '16           |
| 39 | Stamps, A.J.           | DB  | 5-11 | 195 | 3/2/94   | 22   | R   | Kentucky             | Vicksburg, Ky.           | FA - '16           |
| 27 | Taylor, Jamar          | DE  | 5-11 | 192 | 9/29/90  | 25   | 4   | Boise State          | San Diego, Calif.        | Tr. (Mia.) - '16   |
| 86 | Teffer, Randall        | TE  | 6-4  | 250 | 5/16/92  | 24   | 1   | Southern California  | Rancho Cucamonga, Calif. | D6c - '15          |
| 73 | Thomas, Joe            | OL  | 6-6  | 312 | 12/4/84  | 31   | 10  | Wisconsin            | Brookfield, Wis.         | D7a - '07          |
| 52 | Tuggle, Justin         | LB  | 6-3  | 245 | 1/4/90   | 26   | 4   | Kansas State         | Alpharetta, Ga.          | FA - '16           |
| 38 | Watson, Terrell        | RB  | 6-1  | 240 | 8/22/93  | 23   | 1   | Azusa Pacific        | Oxwood, Calif.           | FA - '16           |
| 36 | Williams, K'Vaun       | DB  | 5-9  | 183 | 7/12/91  | 25   | 3   | Pittsburgh           | Paterson, N.J.           | FA - '14           |
| 22 | Williams, Tramon       | DB  | 6-0  | 192 | 3/16/83  | 33   | 10  | Louisiana Tech       | Houma, La.               | UFA (G.B.) - '15   |
| 28 | Winston, Glenn         | RB  | 6-2  | 220 | 4/29/89  | 27   | 3   | Northwood            | Detroit, Mich.           | W (S.F.) - '14     |
| 50 | Wright III, Scooby     | LB  | 6-0  | 240 | 8/28/94  | 22   | R   | Arizona              | Windsor, Calif.          | D7 - '16           |
| 97 | Wynin, Dylan           | DL  | 6-2  | 283 | 6/1/93   | 23   | 1   | Oregon State         | Concord, Calif.          | FA - '16           |

Reserve/Suspended by Commissioner (1):

12 Gordon, Josh WR 6-3 225 4/13/91 25 3 Baylor Houston, Texas D2 (Sup.) - '12.

\* Ages as of regular-season opener (9/11/16) and rosters as of 6/29/16

## 2016 NUMERICAL ROSTER

| NO | NAME                  | POS | HT   | WT  | DOB      | *AGE | EXP | COLLEGE              | HOMETOWN                 | HOW ACQ            |
|----|-----------------------|-----|------|-----|----------|------|-----|----------------------|--------------------------|--------------------|
| 2  | Patrick Murray        | K   | 5-7  | 182 | 6/22/91  | 26   | 3   | Fordham              | Mahwah, N.J.             | FA - '16           |
| 3  | Dennis Parks          | WR  | 6-2  | 201 | 7/27/94  | 22   | R   | Rice                 | Converse, Texas          | FA - '16           |
| 5  | Cody Kessler          | QB  | 6-1  | 215 | 5/11/93  | 23   | R   | Southern California  | Bakersfield, Calif.      | D3c - '16          |
| 6  | Travis Coons          | K   | 6-1  | 200 | 2/6/92   | 24   | 2   | Washington           | Alla Loma, Calif.        | FA - '15           |
| 7  | Austin Davis          | QB  | 6-2  | 221 | 6/2/89   | 28   | 5   | Southern Mississippi | Collinsville, Miss.      | FA - '15           |
| 8  | Andy Lee              | P   | 6-1  | 185 | 8/11/82  | 34   | 13  | Pittsburgh           | Westminister, S.C.       | Tr. (S.F.) - '15   |
| 9  | Connor Shaw           | QB  | 6-1  | 210 | 9/19/91  | 24   | 2   | South Carolina       | Flowers Branch, Ga.      | FA - '14           |
| 10 | Robert Griffin III    | QB  | 6-2  | 218 | 2/12/90  | 26   | 5   | Baylor               | Copperas Cove, Texas     | FA - '16           |
| 11 | Terrelle Pryor        | WR  | 6-4  | 223 | 6/20/89  | 28   | 4   | Ohio State           | Jeanette, Pa.            | FA - '15           |
| 13 | Josh McCown           | QB  | 6-4  | 218 | 7/4/79   | 37   | 14  | San Houston State    | Jacksonville, Texas      | FA - '15           |
| 15 | Marion Moore          | WR  | 6-0  | 190 | 9/13/87  | 29   | 7   | Fresno State         | Sacramento, Calif.       | FA - '14           |
| 16 | Andrew Hawkins        | WR  | 6-7  | 180 | 9/10/86  | 30   | 6   | Toledo               | Johnstown, Pa.           | RFA (Cin.) - '14   |
| 17 | Darius Jennings       | WR  | 5-10 | 169 | 6/28/92  | 24   | 1   | Virginia             | Baltimore, Md.           | FA - '15           |
| 18 | Taylor Gabriel        | WR  | 5-9  | 167 | 2/17/91  | 25   | 3   | Abilene Christian    | Mesquite, Texas          | FA - '14           |
| 19 | Corey Coleman         | WR  | 5-11 | 185 | 7/6/94   | 22   | R   | Baylor               | Dallas, Texas            | D1 - '16           |
| 20 | Rahim Moore Sr.       | DB  | 6-0  | 208 | 2/11/90  | 26   | 6   | UCLA                 | Los Angeles, Calif.      | FA - '16           |
| 21 | Justin Gilbert        | DB  | 6-0  | 202 | 11/7/91  | 24   | 3   | Oklahoma State       | Huntsville, Texas        | D1a - '14          |
| 22 | Tramon Williams       | DB  | 6-0  | 192 | 3/16/83  | 33   | 10  | Louisiana Tech       | Houma, La.               | UFA (G.B.) - '15   |
| 23 | Joe Haden             | DB  | 5-11 | 195 | 4/4/89   | 27   | 7   | Florida              | Fort Washington, Md.     | D1 - '10           |
| 24 | Ibraheim Campbell     | DB  | 5-11 | 208 | 5/13/92  | 24   | 2   | Northwestern         | Philadelphia, Pa.        | D4a - '15          |
| 25 | Raheem Mostert        | RB  | 5-10 | 197 | 4/9/92   | 24   | 2   | Purdue               | Smyrna Beach, Fla.       | W. (Bal.) - '15    |
| 26 | Phem Desir            | DB  | 6-2  | 206 | 9/8/90   | 26   | 3   | Lindenwood           | St. Peter's, Mo.         | D4 - '14           |
| 27 | Jamar Taylor          | RB  | 5-11 | 192 | 9/29/90  | 25   | 4   | Boise State          | San Diego, Calif.        | Tr. (Mia.) - '16   |
| 28 | Glenn Winston         | DB  | 6-2  | 220 | 4/29/89  | 27   | 3   | Northwood            | Detroit, Mich.           | W. (S.F.) - '14    |
| 29 | Duke Johnson Jr.      | RB  | 5-9  | 210 | 9/23/93  | 22   | 2   | Miami (Fla.)         | Miami, Fla.              | D3a - '15          |
| 30 | Derrick Kindred       | DB  | 5-10 | 210 | 12/15/93 | 22   | R   | Texas Christian      | San Antonio, Texas       | D4c - '16          |
| 31 | Trey Caldwell         | DB  | 5-9  | 185 | 12/4/93  | 22   | R   | Louisiana-Monroe     | Dallas, Texas            | D5d - '16          |
| 33 | Jordan Poyer          | DB  | 6-0  | 191 | 4/25/91  | 25   | 4   | Oregon State         | Astoria, Ore.            | W. (Ph.) - '13     |
| 34 | Isaiah Crowell        | RB  | 5-11 | 225 | 1/8/93   | 23   | 3   | Alabama State        | Columbus, Ga.            | FA - '14           |
| 35 | Don Jones             | DB  | 5-11 | 195 | 5/14/90  | 26   | 4   | Arkansas State       | Town Creek, Ala.         | W. (N.O.) - '15    |
| 36 | K'Vaun Williams       | DB  | 5-9  | 183 | 7/12/91  | 25   | 3   | Pittsburgh           | Paterson, N.J.           | FA - '14           |
| 37 | Tim Scott             | DB  | 5-11 | 195 | 1/25/93  | 23   | 1   | North Carolina       | Fredericksburg Va.       | FA - '16           |
| 38 | Terrell Watson        | RB  | 6-1  | 240 | 8/22/93  | 23   | 1   | Azusa Pacific        | Oxwood, Calif.           | FA - '16           |
| 39 | A.J. Stamps           | DB  | 5-11 | 195 | 3/2/94   | 22   | R   | Kentucky             | Vicksburg, Ky.           | FA - '16           |
| 40 | Sean Baker            | DB  | 5-11 | 205 | 11/6/88  | 27   | 1   | Ball State           | Youngstown, Ohio         | FA - '16           |
| 41 | Tracy Howard          | DB  | 5-10 | 185 | 4/29/94  | 22   | R   | Miami                | Miramar, Fla.            | FA - '16           |
| 42 | Malcolm Johnson       | FB  | 6-1  | 231 | 8/11/92  | 24   | 2   | Mississippi State    | Tuscaloosa, Ala.         | D6b - '15          |
| 43 | Charles Gaines        | DB  | 5-10 | 180 | 10/3/92  | 23   | 2   | Louisville           | Miami, Fla.              | D6a - '15          |
| 44 | Nate Orchard          | LB  | 6-4  | 255 | 1/5/93   | 23   | 2   | Utah                 | Salt Lake City, Utah     | D2 - '15           |
| 47 | Charley Hughlett      | LS  | 6-4  | 248 | 5/16/90  | 26   | 2   | Central Florida      | Tampa, Fla.              | FA - '14           |
| 48 | Eric Patterson        | DB  | 5-9  | 200 | 12/5/93  | 22   | R   | Ball State           | Tampa, Fla.              | FA - '16           |
| 48 | Patrick Skov          | FB  | 6-0  | 230 | 7/21/92  | 24   | R   | Georgia Tech         | Guadalajara, Mexico      | FA - '16           |
| 49 | Mikell Everette       | DB  | 5-10 | 185 | 10/22/92 | 23   | R   | Sam Houston State    | Covington, Wash.         | FA - '16           |
| 49 | J.P. Holtz            | TE  | 6-3  | 240 | 8/28/93  | 23   | R   | Pittsburgh           | Pittsburgh, Pa.          | FA - '16           |
| 50 | Scooby Wright III     | LB  | 6-0  | 240 | 8/28/94  | 22   | R   | Arizona              | Windsor, Calif.          | D7 - '16           |
| 51 | Barkevious Mingo      | LB  | 6-4  | 240 | 10/4/90  | 25   | 4   | Louisiana State      | West Monroe, La.         | D1 - '13           |
| 52 | Justin Tuggle         | LB  | 6-3  | 245 | 1/4/90   | 26   | 4   | Kansas State         | Alpharetta, Ga.          | FA - '16           |
| 53 | Joe Schobert          | LB  | 6-1  | 245 | 11/6/93  | 22   | R   | Wisconsin            | Waukesha, Wis.           | D4a - '16          |
| 54 | Dominique Alexander   | LB  | 6-0  | 235 | 4/20/95  | 21   | R   | Oklahoma             | Tulsa, Okla.             | FA - '16           |
| 55 | Danny Shelton         | DL  | 6-2  | 335 | 8/20/93  | 23   | 2   | Washington           | Auburn, Wash.            | D1a - '15          |
| 56 | Demario Davis         | LB  | 6-2  | 248 | 1/11/89  | 27   | 5   | Arkansas State       | Brandon, Miss.           | UFA (NJY) - '16    |
| 57 | Cam Johnson           | LB  | 6-4  | 268 | 5/24/90  | 26   | 3   | Virginia             | Washington, D.C.         | FA - '15           |
| 58 | Christian Kirksey     | LB  | 6-2  | 235 | 8/31/92  | 24   | 3   | Iowa                 | St. Louis, Mo.           | D3a - '14          |
| 59 | Tank Carder           | LB  | 6-2  | 235 | 1/18/89  | 27   | 5   | Texas Christian      | Sweeny, Texas            | W. (Buf.) - '12    |
| 60 | Mike Matthews         | OL  | 6-2  | 300 | 1/27/94  | 22   | R   | Texas A&M            | Missouri City, Texas     | FA - '16           |
| 61 | Michael Bowie         | OL  | 6-5  | 320 | 9/25/91  | 24   | 4   | Northeastern State   | Tulsa, Okla.             | W. (Sea.) - '14    |
| 62 | Garth Gerhart         | OL  | 6-1  | 310 | 10/21/88 | 27   | 2   | Arizona State        | Corona, Calif.           | FA - '16           |
| 63 | Kyle Rose             | DL  | 6-4  | 295 | 10/12/92 | 23   | R   | West Virginia        | Centerville, Ohio        | FA - '16           |
| 65 | Kaleb Johnson         | OL  | 6-4  | 300 | 2/22/93  | 23   | 1   | Virginia             | Jacksonville, Fla.       | W. (Bal.) - '15    |
| 66 | Spencer Drango        | OL  | 6-6  | 315 | 10/15/92 | 23   | R   | Baylor               | Indianapolis, Ind.       | D5b - '16          |
| 67 | Austin Pasztor        | OL  | 6-7  | 308 | 11/26/90 | 25   | 4   | Virginia             | Tillsonburg, Ontario     | W. (Jac.) - '15    |
| 68 | Conor Boffeli         | OL  | 6-4  | 295 | 8/29/91  | 25   | 1   | Iowa                 | West Des Moines, Iowa    | FA - '16           |
| 69 | Erle Ladson           | OL  | 6-6  | 350 | 11/27/91 | 24   | 1   | Delaware             | New York City, N.Y.      | FA - '16           |
| 70 | Nile Lawrence-Stample | DL  | 6-1  | 320 | 7/14/92  | 24   | R   | Florida State        | Fort Lauderdale, Fla.    | FA - '16           |
| 72 | Shon Coleman          | OL  | 6-7  | 310 | 11/25/91 | 24   | R   | Auburn               | Memphis, Tenn.           | D3b - '16          |
| 73 | Joe Thomas            | OL  | 6-6  | 312 | 12/4/84  | 31   | 10  | Wisconsin            | Brookfield, Wis.         | D1a - '07          |
| 74 | Cameron Erving        | OL  | 6-5  | 313 | 8/23/92  | 24   | 2   | Florida State        | Moultrie, Ga.            | D1b - '15          |
| 75 | Joel Bitonio          | OL  | 6-4  | 305 | 10/11/91 | 24   | 3   | Nevada               | Long Beach, Calif.       | D2 - '14           |
| 77 | John Greco            | OL  | 6-4  | 318 | 3/24/85  | 31   | 9   | Toledo               | Youngstown, Ohio         | Tr. (St. L.) - '11 |
| 78 | Alvin Bailey          | OL  | 6-3  | 320 | 8/26/91  | 25   | 4   | Arkansas             | Broken Arrow, Okla.      | FA - '16           |
| 79 | Dan France            | OL  | 6-6  | 312 | 4/1/91   | 25   | 1   | Michigan State       | North Royalton, Ohio     | FA - '16           |
| 80 | Ricardo Louis         | WR  | 6-2  | 215 | 3/23/94  | 22   | R   | Auburn               | Miami, Fla.              | E4b - '16          |
| 81 | Rashard Higgins       | WR  | 6-1  | 198 | 10/17/94 | 21   | R   | Colorado State       | Dallas, Texas            | D5c - '16          |
| 82 | Gary Barnidge         | TE  | 6-6  | 250 | 9/22/85  | 31   | 9   | Louisville           | Middleburg, Fla.         | UFA (Car.) - '13   |
| 84 | Jordan Payton         | WR  | 6-1  | 209 | 9/11/93  | 23   | R   | UCLA                 | Torrance, Calif.         | D5a - '16          |
| 85 | Rennell Hall          | WR  | 6-0  | 200 | 1/30/93  | 23   | 1   | Central Florida      | Miami Gardens, Fla.      | FA - '15           |
| 86 | Randall Telfer        | TE  | 6-4  | 250 | 5/16/92  | 24   | 1   | Southern California  | Rancho Cucamonga, Calif. | D6c - '15          |
| 87 | DeValve               | TE  | 6-3  | 245 | 1/29/93  | 23   | R   | Princeton            | Manchester, Conn.        | D4d - '16          |
| 88 | E.J. Bibbs            | TE  | 6-2  | 258 | 8/28/91  | 25   | 2   | Iowa State           | Chicago, Ill.            | FA - '15           |
| 89 | Connor Hamlett        | TE  | 6-7  | 259 | 4/12/92  | 24   | 1   | Oregon State         | Lynnwood, Wash.          | FA - '16           |
| 90 | Emmanuel Ogbah        | LB  | 6-4  | 275 | 11/6/93  | 22   | R   | Oklahoma State       | Lagos, Nigeria           | D2 - '16           |
| 91 | Jackson Jeffcoat      | LB  | 6-4  | 255 | 12/26/90 | 25   | 3   | Texas                | Plano, Texas             | W. (Wash.) - '16   |
| 92 | Desmond Bryant        | DL  | 6-6  | 310 | 12/15/85 | 30   | 8   | Harvard              | Elizabethtown, N.C.      | UFA (Oak.) - '13   |
| 93 | John Hughes III       | DL  | 6-2  | 320 | 4/27/89  | 27   | 5   | Cincinnati           | Gahanna, Ohio            | D3 - '12           |
| 94 | Carl Nassib           | DL  | 6-7  | 275 | 4/12/93  | 23   | R   | Penn State           | West Chester Pa.         | D3a - '16          |
| 95 | Armory Bryant         | LB  | 6-4  | 265 | 5/20/90  | 26   | 4   | East Central         | Wichita Falls, Texas     | D7a - '13          |
| 96 | Xavier Cooper         | DL  | 6-4  | 300 | 11/30/91 | 24   | 2   | Washington State     | Tacoma, Wash.            | D3b - '15          |
| 97 | Dylan Wynn            | DL  | 6-2  | 283 | 6/1/93   | 23   | 1   | Oregon State         | Concord, Calif.          | FA - '16           |
| 98 | Jamie Meder           | DL  | 6-3  | 308 | 4/12/91  | 25   | 2   | Ashland              | Parma Heights, Ohio      | FA - '14           |
| 99 | Paul Kruger           | LB  | 6-4  | 270 | 2/15/86  | 30   | 8   | Utah                 | Orem, Utah               | UFA (Bal.) - '13   |

Reserve/Suspended by Commissioner (1):

12 Josh Gordon WR 6-3 225 4/13/91 25 3 Baylor Houston, Texas D2 (Sup.) - '12

\* Ages as of regular-season opener (9/11/16) and rosters as of 6/29/16

## 2015 AMERICAN FOOTBALL CONFERENCE

| AFC EAST               | W  | L  | T | PCT  | PF  | PA  | HOME  | AWAY  | CONF   | DIV   | STRK   |
|------------------------|----|----|---|------|-----|-----|-------|-------|--------|-------|--------|
| z-New England Patriots | 12 | 4  | 0 | .750 | 464 | 315 | 7-0-0 | 5-3-0 | 9-3-0  | 4-2-0 | Lost 2 |
| New York Jets          | 10 | 6  | 0 | .625 | 387 | 314 | 6-2-0 | 4-4-0 | 7-5-0  | 3-3-0 | Lost 1 |
| Buffalo Bills          | 8  | 8  | 0 | .500 | 379 | 359 | 5-3-0 | 3-5-0 | 7-5-0  | 4-2-0 | Won 2  |
| Miami Dolphins         | 6  | 10 | 0 | .375 | 310 | 389 | 3-5-0 | 3-5-0 | 4-8-0  | 1-5-0 | Lost 1 |
| AFC NORTH              | W  | L  | T | PCT  | PF  | PA  | HOME  | AWAY  | CONF   | DIV   | STRK   |
| z-Cincinnati Bengals   | 12 | 4  | 0 | .750 | 419 | 279 | 6-2-0 | 6-2-0 | 9-3-0  | 5-1-0 | Won 1  |
| y-Pittsburgh Steelers  | 10 | 6  | 0 | .625 | 423 | 319 | 6-2-0 | 4-4-0 | 7-5-0  | 3-3-0 | Won 1  |
| Baltimore Ravens       | 5  | 11 | 0 | .313 | 328 | 401 | 3-5-0 | 3-6-0 | 4-8-0  | 3-3-0 | Lost 1 |
| Cleveland Browns       | 3  | 13 | 0 | .188 | 278 | 432 | 2-6-0 | 1-7-0 | 2-10-0 | 1-5-0 | Lost 3 |
| AFC SOUTH              | W  | L  | T | PCT  | PF  | PA  | HOME  | AWAY  | CONF   | DIV   | STRK   |
| y-Houston Texans       | 9  | 7  | 0 | .563 | 339 | 313 | 5-3-0 | 4-4-0 | 7-5-0  | 5-1-0 | Won 3  |
| Indianapolis Colts     | 8  | 8  | 0 | .500 | 333 | 408 | 4-4-0 | 4-4-0 | 6-6-0  | 4-2-0 | Won 2  |
| Jacksonville Jaguars   | 5  | 11 | 0 | .313 | 376 | 448 | 4-4-0 | 1-7-0 | 5-7-0  | 2-4-0 | Lost 3 |
| Tennessee Titans       | 3  | 13 | 0 | .188 | 299 | 423 | 1-7-0 | 2-6-0 | 1-11-0 | 1-5-0 | Lost 4 |
| AFC WEST               | W  | L  | T | PCT  | PF  | PA  | HOME  | AWAY  | CONF   | DIV   | STRK   |
| *-Denver Broncos       | 12 | 4  | 0 | .750 | 355 | 296 | 6-2-0 | 6-2-0 | 8-4-0  | 4-2-0 | Won 2  |
| y-Kansas City Chiefs   | 11 | 5  | 0 | .688 | 405 | 287 | 6-2-0 | 5-3-0 | 10-2-0 | 5-1-0 | Won 10 |
| Oakland Raiders        | 7  | 9  | 0 | .438 | 359 | 399 | 3-5-0 | 4-4-0 | 7-5-0  | 3-3-0 | Lost 1 |
| San Diego Chargers     | 4  | 12 | 0 | .250 | 320 | 398 | 3-5-0 | 1-7-0 | 3-9-0  | 0-6-0 | Lost 2 |

## 2015 NATIONAL FOOTBALL CONFERENCE

| NFC EAST              | W  | L  | T | PCT  | PF  | PA  | HOME  | AWAY  | CONF   | DIV   | STRK   |
|-----------------------|----|----|---|------|-----|-----|-------|-------|--------|-------|--------|
| z-Washington Redskins | 9  | 7  | 0 | .563 | 368 | 379 | 6-2-0 | 3-5-0 | 8-4-0  | 4-2-0 | Won 4  |
| Philadelphia Eagles   | 7  | 9  | 0 | .438 | 377 | 430 | 3-5-0 | 4-4-0 | 4-8-0  | 3-3-0 | Won 1  |
| New York Giants       | 6  | 10 | 0 | .375 | 420 | 442 | 3-5-0 | 3-5-0 | 24-8-0 | 2-4-0 | Lost 3 |
| Dallas Cowboys        | 4  | 12 | 0 | .250 | 275 | 374 | 1-7-0 | 5-3-0 | 3-9-0  | 1-5-0 | Lost 4 |
| NFC NORTH             | W  | L  | T | PCT  | PF  | PA  | HOME  | AWAY  | CONF   | DIV   | STRK   |
| x-Minnesota Vikings   | 11 | 5  | 0 | .688 | 365 | 302 | 6-2-0 | 5-3-0 | 8-4-0  | 5-1-0 | Won 3  |
| y-Green Bay Packers   | 10 | 6  | 0 | .625 | 368 | 323 | 5-3-0 | 5-3-0 | 7-5-0  | 3-3-0 | Lost 2 |
| Detroit Lions         | 7  | 9  | 0 | .438 | 358 | 400 | 4-4-0 | 3-5-0 | 6-6-0  | 3-3-0 | Won 3  |
| Chicago Bears         | 6  | 10 | 0 | .375 | 335 | 397 | 1-7-0 | 5-3-0 | 3-9-0  | 1-5-0 | Lost 1 |
| NFC SOUTH             | W  | L  | T | PCT  | PF  | PA  | HOME  | AWAY  | CONF   | DIV   | STRK   |
| *-Carolina Panthers   | 15 | 1  | 0 | .938 | 500 | 308 | 8-0-0 | 7-1-0 | 11-1-0 | 5-1-0 | Won 1  |
| Atlanta Falcons       | 8  | 8  | 0 | .500 | 339 | 345 | 4-4-0 | 4-4-0 | 5-7-0  | 1-5-0 | Lost 1 |
| New Orleans Saints    | 7  | 9  | 0 | .438 | 408 | 476 | 4-4-0 | 3-5-0 | 5-7-0  | 3-3-0 | Won 2  |
| Tampa Bay Buccaneers  | 6  | 10 | 0 | .375 | 342 | 417 | 3-5-0 | 3-5-0 | 5-7-0  | 3-3-0 | Lost 4 |
| NFC WEST              | W  | L  | T | PCT  | PF  | PA  | HOME  | AWAY  | CONF   | DIV   | STRK   |
| z-Arizona Cardinals   | 13 | 3  | 0 | .813 | 489 | 313 | 6-2-0 | 7-1-0 | 10-2-0 | 4-2-0 | Lost 1 |
| y-Seattle Seahawks    | 10 | 6  | 0 | .625 | 423 | 277 | 5-3-0 | 5-3-0 | 7-5-0  | 3-3-0 | Won 1  |
| St. Louis Rams        | 7  | 9  | 0 | .438 | 280 | 330 | 5-3-0 | 2-6-0 | 6-6-0  | 4-2-0 | Lost 1 |
| San Francisco 49ers   | 5  | 11 | 0 | .313 | 238 | 387 | 4-4-0 | 1-7-0 | 4-8-0  | 1-5-0 | Won 1  |

\* Clinched division and home field advantage; y - Clinched wild card; z - Clinched division

## PLAYOFF RESULTS

### WILD CARD GAMES

Kansas City Chiefs 30, HOUSTON TEXANS 0 (January 9, 2016)  
 Pittsburgh Steelers 18, CINCINNATI BENGALS 16 (January 9, 2016)  
 Seattle Seahawks 10, MINNESOTA VIKINGS 9 (January 10, 2016)  
 Green Bay Packers 35, WASHINGTON REDSKINS 18 (January 10, 2016)

### DIVISIONAL PLAYOFFS

NEW ENGLAND PATRIOTS 27, Kansas City Chiefs 20 (January 16, 2016)  
 ARIZONA CARDINALS 26, Green Bay Packers 20 (January 16, 2016)  
 CAROLINA PANTHERS 31, Seattle Seahawks 24 (January 17, 2016)  
 DENVER BRONCOS 23, Pittsburgh Steelers 16 (January 17, 2016)

### CONFERENCE CHAMPIONSHIPS

DENVER BRONCOS 20, New England Patriots 18 (January 24, 2016)  
 CAROLINA PANTHERS 49, Arizona Cardinals 15 (January 24, 2016)

### PRO BOWL AT HONOLULU, HAWAII

TEAM IRVIN 49, Team Rice 27 (January 31, 2016)

### SUPER BOWL 50 AT SANTA CLARA, CALIFORNIA

DENVER BRONCOS 24, Carolina Panthers 10 (February 7, 2016)

Home Team in CAPS

# 2015 FINAL STATISTICS

WON 3 LOST 13

| DATE       | W/L | SCORE | OPPONENT               | ATTEND |
|------------|-----|-------|------------------------|--------|
| 9/13/2015  | L   | 10-31 | at New York Jets       | 78,160 |
| 9/20/2015  | W   | 28-14 | Tennessee Titans       | 67,432 |
| 9/27/2015  | L   | 20-27 | Oakland Raiders        | 67,431 |
| 10/4/2015  | L   | 27-30 | at San Diego Chargers  | 63,710 |
| 10/11/2015 | W   | 33-30 | at Baltimore Ravens    | 71,046 |
| 10/18/2015 | L   | 23-26 | Denver Broncos         | 67,431 |
| 10/25/2015 | L   | 6-24  | at St. Louis Rams      | 51,523 |
| 11/1/2015  | L   | 20-34 | Arizona Cardinals      | 67,431 |
| 11/5/2015  | L   | 10-31 | at Cincinnati Bengals  | 65,816 |
| 11/15/2015 | L   | 9-30  | at Pittsburgh Steelers | 64,402 |
| 11/30/2015 | L   | 27-33 | Baltimore Ravens       | 64,380 |
| 12/6/2015  | L   | 3-37  | Cincinnati Bengals     | 64,775 |
| 12/13/2015 | W   | 24-10 | San Francisco 49ers    | 63,916 |
| 12/20/2015 | L   | 13-30 | at Seattle Seahawks    | 69,002 |
| 12/27/2015 | L   | 13-17 | at Kansas City Chiefs  | 69,115 |
| 1/3/2016   | L   | 12-28 | Pittsburgh Steelers    | 66,693 |

| TEAM STATISTICS      | BROWNS   | OPPONENTS |
|----------------------|----------|-----------|
| Total First Downs    | 307      | 321       |
| Rushing              | 81       | 104       |
| Passing              | 192      | 186       |
| Penalty              | 34       | 31        |
| 3rd Down: Made/Att   | 95/227   | 81/203    |
| 3rd Down Pct.        | 41.9%    | 39.9%     |
| 4th Down: Made/Att   | 10/24    | 10/15     |
| 4th Down Pct.        | 41.7%    | 66.7%     |
| Possession Avg.      | 30:26    | 29:34     |
| Total Net Yards      | 5311     | 6067      |
| Avg. Per Game        | 331.9    | 379.2     |
| Total Plays          | 1042     | 998       |
| Avg. Per Play        | 5.1      | 6.1       |
| Net Yards Rushing    | 1529     | 2055      |
| Avg. Per Game        | 95.6     | 128.4     |
| Total Rushes         | 380      | 458       |
| Net Yards Passing    | 3782     | 4012      |
| Avg. Per Game        | 236.4    | 250.8     |
| Sacked/Yards Lost    | 53/374   | 29/157    |
| Gross Yards          | 4156     | 4169      |
| Attempts/Completions | 609/371  | 511/322   |
| Completion Pct.      | 60.9%    | 63.0%     |
| Had Intercepted      | 12       | 11        |
| Punts/Average        | 70/46.7  | 63/43.5   |
| Net Punting Avg.     | 40.1     | 36.4      |
| Penalties/Yards      | 120/1083 | 108/833   |
| Fumbles/Ball Lost    | 28/18    | 18/10     |
| Touchdowns           | 28       | 49        |
| Rushing              | 5        | 11        |
| Passing              | 20       | 34        |
| Returns              | 3        | 4         |

| SCORE BY PERIODS | Q1 | Q2  | Q3 | Q4  | OT | PTS |
|------------------|----|-----|----|-----|----|-----|
| Browns           | 50 | 90  | 48 | 87  | 3  | 278 |
| Opponents        | 98 | 116 | 88 | 127 | 3  | 432 |

| Scoring    | TD | Ru | Pa | Rt | PAT   | FG    | 2Pt | Pts |
|------------|----|----|----|----|-------|-------|-----|-----|
| T.Coons    | 0  | 0  | 0  | 0  | 22/24 | 28/32 | 0   | 106 |
| G.Barridge | 9  | 0  | 9  | 0  | 0/0   | 0/0   | 0   | 54  |
| T.Benjamin | 6  | 0  | 5  | 1  | 0/0   | 0/0   | 0   | 36  |
| I.Crowell  | 5  | 4  | 1  | 0  | 0/0   | 0/0   | 0   | 30  |
| K.Dansby   | 2  | 0  | 0  | 2  | 0/0   | 0/0   | 0   | 12  |
| B.Hartline | 2  | 0  | 2  | 0  | 0/0   | 0/0   | 0   | 12  |
| D.Johnson  | 2  | 0  | 2  | 0  | 0/0   | 0/0   | 0   | 12  |
| M.Moore    | 1  | 0  | 1  | 0  | 0/0   | 0/0   | 0   | 6   |
| J.McCown   | 1  | 1  | 0  | 0  | 0/0   | 0/0   | 0   | 6   |
| A.Hawkins  | 0  | 0  | 0  | 0  | 0/0   | 0/0   | 1   | 2   |
| T.Gabriel  | 0  | 0  | 0  | 0  | 0/0   | 0/0   | 1   | 2   |
| BROWNS     | 28 | 5  | 20 | 3  | 22/24 | 28/32 | 2   | 278 |
| OPPONENTS  | 49 | 11 | 34 | 4  | 44/45 | 30/35 | 2   | 432 |

**2PT CONVERSIONS:**

BROWNS: 2/4

OPPONENTS: 2/4

**SACKS:**

D.Bryant 6.0, A.Bryant 5.5, C.Kirksey 3.5, N.Orchard 3.0, P.Kruger 2.5, J.Hughes 1.5, X.Cooper 1.5, D.Whitner 1.5, R.Starks 1.0, K.Williams 1.0, J.Medder 1.0, J.Poyer 1.0

BROWNS: 29 OPPONENTS: 52.0

FUM/LOSS: McCown 9/6, Manziel 6/3, Benjamin 3/2, Davis 2/2, Gabriel 1/1, Gipson 1/1, Hartline 1/0, Hawkins 1/1, Jennings 1/0, D. Johnson 1/0, Mostert(LG) 1/1, Mostert(TM) 1/1, Winston 1/1

| PASSING   | ATT | CMP | YDS  | CMP%  | YDS/ATT | TD | TD%  | INT | INT% | LONG | SACK | LOST | RATING |
|-----------|-----|-----|------|-------|---------|----|------|-----|------|------|------|------|--------|
| J.McCown  | 292 | 186 | 2109 | 63.7% | 7.2     | 12 | 4.1% | 4   | 1.4% | 56   | 23/  | 137  | 93.3   |
| J.Manziel | 223 | 129 | 1500 | 57.8% | 6.7     | 7  | 3.1% | 5   | 2.2% | 61   | 19/  | 141  | 79.4   |
| A.Davis   | 94  | 56  | 547  | 59.6% | 5.8     | 1  | 1.1% | 3   | 3.2% | 421  | 11/  | 96   | 66.2   |
| BROWNS    | 609 | 371 | 4156 | 60.9% | 6.8     | 20 | 3.3% | 12  | 2.0% | 61   | 53/  | 374  | 84.0   |
| OPPONENTS | 511 | 322 | 4169 | 63.0% | 8.2     | 34 | 6.7% | 11  | 2.2% | 751  | 29/  | 157  | 101.8  |

| RUSHING    | NO  | YDS   | AVG  | LONG | TD |
|------------|-----|-------|------|------|----|
| I.Crowell  | 185 | 706   | 3.8  | 54   | 4  |
| D.Johnson  | 104 | 379   | 3.6  | 39   | 0  |
| J.Manziel  | 37  | 230   | 6.2  | 34   | 0  |
| J.McCown   | 20  | 98    | 4.9  | 13   | 1  |
| R.Turbin   | 18  | 60    | 3.3  | 22   | 0  |
| A.Davis    | 7   | 33    | 4.7  | 17   | 0  |
| T.Benjamin | 4   | 12    | 3.0  | 10   | 0  |
| S.Draughn  | 2   | 10    | 5.0  | 6    | 0  |
| J.Poyer    | 1   | 10    | 10.0 | 10   | 0  |
| T.Pryor    | 1   | -1    | -1.0 | -1   | 0  |
| G.Winston  | 1   | -8    | -8.0 | -8   | 0  |
| BROWNS     | 380 | 1,529 | 4.0  | 54   | 5  |
| OPPONENTS  | 458 | 2,055 | 4.5  | 54   | 11 |

| RECEIVING  | NO  | YDS   | AVG  | LONG | TD |
|------------|-----|-------|------|------|----|
| G.Barridge | 79  | 1043  | 13.2 | 40   | 9  |
| T.Benjamin | 68  | 966   | 14.2 | 61   | 5  |
| D.Johnson  | 61  | 534   | 8.8  | 52   | 2  |
| B.Hartline | 46  | 523   | 11.4 | 41   | 2  |
| T.Gabriel  | 28  | 241   | 8.6  | 56   | 0  |
| A.Hawkins  | 27  | 276   | 10.2 | 25   | 0  |
| I.Crowell  | 19  | 182   | 9.6  | 53   | 1  |
| D.Jennings | 14  | 117   | 8.4  | 16   | 0  |
| M.Moore    | 7   | 81    | 11.6 | 20   | 1  |
| J.Dray     | 6   | 61    | 10.2 | 18   | 0  |
| D.Bowe     | 5   | 53    | 10.6 | 16   | 0  |
| M.Johnson  | 4   | 15    | 3.8  | 8    | 0  |
| R.Turbin   | 2   | 8     | 4.0  | 7    | 0  |
| S.Draughn  | 2   | 1     | 0.5  | 2    | 0  |
| T.Pryor    | 1   | 42    | 42.0 | 42   | 0  |
| E.Bibbs    | 1   | 7     | 7.0  | 7    | 0  |
| R.Houser   | 1   | 6     | 6.0  | 6    | 0  |
| M.Schwartz | 0   | 0     | 0    | 0    | 0  |
| BROWNS     | 371 | 4,156 | 11.2 | 61   | 20 |
| OPPONENTS  | 322 | 4,169 | 12.9 | 75T  | 34 |

| INTERCEPTIONS | NO | YDS | AVG  | LONG | TD |
|---------------|----|-----|------|------|----|
| K.Dansby      | 3  | 93  | 31.0 | 52t  | 2  |
| J.Poyer       | 2  | 24  | 12.0 | 2    | 0  |
| T.Gipson      | 2  | 0   | 0.0  | 0    | 0  |
| N.Orchard     | 1  | 46  | 46.0 | 46   | 0  |
| C.Robertson   | 1  | 38  | 38.0 | 38   | 0  |
| B.Mingo       | 1  | 7   | 7.0  | 7    | 0  |
| T.Williams    | 1  | 2   | 2.0  | 2    | 0  |
| BROWNS        | 11 | 210 | 19.1 | 52T  | 2  |
| OPPONENTS     | 12 | 204 | 17.0 | 63T  | 1  |

| PUNTING   | NO | YDS  | AVG  | NET  | TB | IN | LG | BL |
|-----------|----|------|------|------|----|----|----|----|
| A.Lee     | 70 | 3270 | 46.7 | 40.1 | 4  | 25 | 67 | 0  |
| Browns    | 70 | 3270 | 46.7 | 40.1 | 4  | 25 | 67 | 0  |
| Opponents | 63 | 2741 | 43.5 | 36.4 | 6  | 17 | 64 | 1  |

| PUNT RETURNS | RET | FC | YDS | AVG  | LONG | TD |
|--------------|-----|----|-----|------|------|----|
| T.Benjamin   | 28  | 10 | 324 | 11.6 | 78t  | 1  |
| T.Williams   | 1   | 0  | 1   | 1.0  | 1    | 0  |
| browns       | 29  | 10 | 325 | 11.2 | 78t  | 1  |
| OPPONENTS    | 37  | 15 | 381 | 10.3 | 82t  | 1  |

| KICKOFF RETURNS | NO | YDS | AVG  | LONG | TD |
|-----------------|----|-----|------|------|----|
| J.Gilbert       | 12 | 339 | 28.3 | 40   | 0  |
| R.Mostert       | 12 | 309 | 25.8 | 53   | 0  |
| D.Jennings      | 7  | 158 | 22.6 | 28   | 0  |
| S.Draughn       | 5  | 106 | 21.2 | 31   | 0  |
| M.Moore         | 3  | 77  | 25.7 | 29   | 0  |
| D.Johnson       | 2  | 52  | 26.0 | 30   | 0  |

| BROWNS    | 41 | 1,041 | 25.4 | 53 | 0 |
|-----------|----|-------|------|----|---|
| OPPONENTS | 42 | 894   | 21.3 | 46 | 0 |

| FIELD GOALS | 1-19 | 20-29 | 30-39 | 40-49 | 50+ |
|-------------|------|-------|-------|-------|-----|
| T.Coons     | 0/0  | 11/11 | 10/10 | 7/9   | 0/2 |
| BROWNS      | 0/0  | 11/11 | 10/10 | 7/9   | 0/2 |
| OPPONENTS   | 0/0  | 10/10 | 12/13 | 8/9   | 0/3 |

COONS:(26G)0(24G,41G)(36G,28G,33G,40G)(43G,43G,37G,32G)(26G)(25G,44G)0(27G)(23G)(31G,21G,51B)(47G,47B)(42B,26G)(34G,37G)(45G,51B,36G,29G,39G,33G,29G) OPP:(34G)0(23G,35G)(46G,45G,34G)(51N,23G)(29G,51N,25G,39G,34G)(39G,63N,35N)(37G,35G)(28G)(24G,34G,25G)(49G,35G)(44G,40G,20G)(44G)(49G,27G,30G)

STAFF PLAYERS 2015 SEASON HISTORY RECORDS GAME DAY

## DEFENSIVE STATISTICS

| Player            | TACKLES    |            |            | INTERCEPTIONS |            |           |            |           | FUMBLES  |           |           |           |           |
|-------------------|------------|------------|------------|---------------|------------|-----------|------------|-----------|----------|-----------|-----------|-----------|-----------|
|                   | Total      | Solo       | Asst       | Sk            | Yds        | No        | Yds        | Lg        | TD       | PD        | FF        | FR        | Yds       |
| Karlos Dansby     | 108        | 62         | 46         | 0             | 0          | 3         | 93         | 52        | 2        | 6         | 2         | 0         | 0         |
| Donte Whitner     | 81         | 58         | 23         | 1.5           | 2.5        | 0         | 0          | 0         | 0        | 4         | 1         | 0         | 0         |
| Tramon Williams   | 69         | 55         | 14         | 0             | 0          | 1         | 2          | 2         | 0        | 10        | 0         | 0         | 0         |
| Tashaun Gipson    | 60         | 42         | 18         | 0             | 0          | 2         | 0          | 0         | 0        | 2         | 0         | 0         | 0         |
| Christian Kirksey | 53         | 34         | 19         | 3.5           | 13         | 0         | 0          | 0         | 0        | 1         | 1         | 1         | 0         |
| Craig Robertson   | 50         | 30         | 20         | 0             | 0          | 1         | 38         | 38        | 0        | 5         | 1         | 1         | 9         |
| Armonty Bryant    | 40         | 28         | 12         | 5.5           | 45.5       | 0         | 0          | 0         | 0        | 0         | 2         | 1         | 34        |
| K'Waun Williams   | 38         | 30         | 8          | 1             | 8          | 0         | 0          | 0         | 0        | 2         | 3         | 2         | 0         |
| Jordan Poyer      | 37         | 25         | 12         | 1             | 0          | 2         | 24         | 12        | 0        | 4         | 0         | 1         | 0         |
| Pierre Desir      | 36         | 29         | 7          | 0             | 0          | 0         | 0          | 0         | 0        | 5         | 0         | 0         | 0         |
| Nate Orchard      | 36         | 24         | 12         | 3             | 15         | 1         | 46         | 46        | 0        | 4         | 1         | 0         | 0         |
| Danny Shelton     | 36         | 19         | 17         | 0             | 0          | 0         | 0          | 0         | 0        | 0         | 0         | 0         | 0         |
| Desmond Bryant    | 33         | 24         | 9          | 6             | 26.5       | 0         | 0          | 0         | 0        | 0         | 1         | 0         | 0         |
| Jamie Meder       | 33         | 16         | 17         | 1             | 6          | 0         | 0          | 0         | 0        | 0         | 0         | 0         | 0         |
| Randy Starks      | 29         | 14         | 15         | 1             | 9          | 0         | 0          | 0         | 0        | 0         | 1         | 0         | 0         |
| Paul Kruger       | 27         | 16         | 11         | 2.5           | 16         | 0         | 0          | 0         | 0        | 0         | 0         | 0         | 0         |
| John Hughes III   | 24         | 12         | 12         | 1.5           | 8          | 0         | 0          | 0         | 0        | 1         | 1         | 0         | 0         |
| Joe Haden         | 22         | 18         | 4          | 0             | 0          | 0         | 0          | 0         | 0        | 2         | 0         | 1         | 0         |
| Xavier Cooper     | 19         | 11         | 8          | 1.5           | 7.5        | 0         | 0          | 0         | 0        | 0         | 0         | 0         | 0         |
| Barkevious Mingo  | 18         | 13         | 5          | 0             | 0          | 1         | 7          | 7         | 0        | 4         | 0         | 0         | 0         |
| Charles Gaines    | 15         | 15         | 0          | 0             | 0          | 0         | 0          | 0         | 0        | 2         | 1         | 0         | 0         |
| Johnson Bademosi  | 10         | 8          | 2          | 0             | 0          | 0         | 0          | 0         | 0        | 2         | 0         | 1         | 0         |
| Ibraheim Campbell | 10         | 9          | 1          | 0             | 0          | 0         | 0          | 0         | 0        | 0         | 0         | 0         | 0         |
| Tank Carder       | 6          | 5          | 1          | 0             | 0          | 0         | 0          | 0         | 0        | 0         | 0         | 0         | 0         |
| Justin Gilbert    | 4          | 4          | 0          | 0             | 0          | 0         | 0          | 0         | 0        | 1         | 0         | 0         | 0         |
| Cam Johnson       | 3          | 2          | 1          | 0             | 0          | 0         | 0          | 0         | 0        | 0         | 0         | 0         | 0         |
| De'Ante Saunders  | 1          | 0          | 1          | 0             | 0          | 0         | 0          | 0         | 0        | 0         | 0         | 0         | 0         |
| Scott Solomon     | 1          | 0          | 1          | 0             | 0          | 0         | 0          | 0         | 0        | 0         | 0         | 0         | 0         |
| <b>Totals</b>     | <b>899</b> | <b>603</b> | <b>296</b> | <b>29</b>     | <b>157</b> | <b>11</b> | <b>210</b> | <b>52</b> | <b>2</b> | <b>54</b> | <b>14</b> | <b>10</b> | <b>34</b> |

### SPECIAL TEAMS STATISTICS\*

| Player            | TACKLES    |           |           |          |          |          |
|-------------------|------------|-----------|-----------|----------|----------|----------|
|                   | Totals     | Solo      | Asst      | FF       | FR       | Blk      |
| Johnson Bademosi  | 15         | 13        | 2         | 0        | 0        | 0        |
| Christian Kirksey | 13         | 10        | 3         | 0        | 0        | 0        |
| Tank Carder       | 10         | 9         | 1         | 0        | 0        | 0        |
| Craig Robertson   | 9          | 8         | 1         | 0        | 0        | 0        |
| Jordan Poyer      | 9          | 6         | 3         | 0        | 0        | 0        |
| Ibraheim Campbell | 7          | 7         | 0         | 0        | 0        | 0        |
| Justin Gilbert    | 5          | 5         | 0         | 0        | 0        | 0        |
| Don Jones         | 5          | 3         | 1         | 0        | 0        | 0        |
| Barkevious Mingo  | 5          | 3         | 2         | 0        | 0        | 0        |
| Charley Hughlett  | 4          | 4         | 0         | 0        | 0        | 0        |
| Pierre Desir      | 3          | 1         | 2         | 0        | 0        | 0        |
| Shaun Draughn     | 3          | 3         | 0         | 0        | 0        | 0        |
| Malcolm Johnson   | 3          | 0         | 3         | 0        | 0        | 0        |
| Marlon Moore      | 3          | 1         | 2         | 0        | 0        | 1        |
| Gary Barnidge     | 2          | 2         | 0         | 0        | 0        | 0        |
| Rob Housler       | 2          | 2         | 0         | 0        | 0        | 0        |
| Raheem Mostert    | 2          | 1         | 1         | 0        | 0        | 0        |
| Isaiah Crowell    | 1          | 1         | 0         | 0        | 0        | 0        |
| Jim Dray          | 1          | 1         | 0         | 0        | 0        | 0        |
| Duke Johnson Jr.  | 1          | 1         | 0         | 0        | 0        | 0        |
| K'Waun Williams   | 1          | 1         | 0         | 0        | 0        | 0        |
| <b>Totals</b>     | <b>104</b> | <b>83</b> | <b>21</b> | <b>0</b> | <b>0</b> | <b>1</b> |

#### Blocked kicks (1):

Marlon Moore blocked punt, recovered by Moore, 11/5 at Cin.

\*Based on review of coaches' film

### MISCELLANEOUS STATISTICS

| Player            | Tkl       | FF       | FR       |
|-------------------|-----------|----------|----------|
| Gary Barnidge     | 4         | 0        | 0        |
| Andrew Hawkins    | 3         | 0        | 0        |
| Travis Benjamin   | 2         | 0        | 0        |
| Joel Bitonio      | 1         | 0        | 0        |
| Dwayne Bowe       | 1         | 0        | 0        |
| John Greco        | 1         | 0        | 0        |
| Duke Johnson Jr.  | 1         | 0        | 1        |
| Alex Mack         | 1         | 0        | 0        |
| Johnny Manziel    | 1         | 0        | 0        |
| Josh McCown       | 1         | 0        | 0        |
| Austin Pasztor    | 1         | 0        | 0        |
| Joe Thomas        | 1         | 0        | 1        |
| Robert Turbin     | 1         | 0        | 1        |
| Mitchell Schwartz | 1         | 0        | 2        |
| Cameron Erving    | 0         | 0        | 1        |
| Brian Hartline    | 0         | 0        | 1        |
| Darius Jennings   | 0         | 0        | 1        |
| <b>Totals</b>     | <b>20</b> | <b>0</b> | <b>8</b> |

### DEFENSIVE SCORES

| Player        | TD       | INT      | FUM      | Saf      |
|---------------|----------|----------|----------|----------|
|               |          | Ret      | Ret      |          |
| Karlos Dansby | 2        | 2        | 0        | 0        |
| <b>Totals</b> | <b>2</b> | <b>2</b> | <b>0</b> | <b>0</b> |

#### Defensive scores (2):

Karlos Dansby 35-yard interception return, 10/18 vs. Den.  
 Karlos Dansby 52-yard interception return, 11/30 vs. Bal.

2015 SEASON PARTICIPATION CHART

STAFF

PLAYERS

2015 SEASON

HISTORY

RECORDS

GAME DAY

| NFL Week<br>Date<br>Opponent          | 2015 SEASON                                      |             |             |               |                 |              |                 |             |                           |                 |              |                           |                 |                |                 |                           |                           | GP                                  | GS              | DNP | IA  |     |     |     |     |                                      |              |     |     |    |   |   |   |
|---------------------------------------|--|-------------|-------------|---------------|-----------------|--------------|-----------------|-------------|---------------------------|-----------------|--------------|---------------------------|-----------------|----------------|-----------------|---------------------------|---------------------------|-------------------------------------|-----------------|-----|-----|-----|-----|-----|-----|--------------------------------------|--------------|-----|-----|----|---|---|---|
|                                       | 1  | 2           | 3           | 4             | 5               | 6            | 7               | 8           | 9                         | 10              | 11           | 12                        | 13              | 14             | 15              | 16                        | 17                        |                                     |                 |     |     |     |     |     |     |                                      |              |     |     |    |   |   |   |
|                                       | 9/13<br>at NYJ                                   | 9/20<br>TEN | 9/27<br>OAK | 10/4<br>at SD | 10/11<br>at Bal | 10/18<br>DEN | 10/25<br>at Ari | 11/1<br>ARI | 11/5<br>at Cin            | 11/15<br>at Pit | 11/20<br>INa | 12/6<br>Cin               | 12/13<br>at KC  | 12/20<br>at KC | 12/27<br>1st KC | 1/2<br>Pit                |                           |                                     |                 |     |     |     |     |     |     |                                      |              |     |     |    |   |   |   |
| Bademos, Johnson                      | SUB  | SUB         | SUB         | SUB           | SUB             | SUB          | SUB             | SUB         | SUB                       | SUB             | SUB          | SUB                       | SUB             | SUB            | SUB             | SUB                       | 16                        | 0                                   | 0               | 0   |     |     |     |     |     |                                      |              |     |     |    |   |   |   |
| Baker, Sean                           | Not on team                                      |             |             |               |                 |              |                 |             |                           |                 |              |                           |                 |                |                 |                           |                           | PS                                  | 0               | 0   | 0   |     |     |     |     |                                      |              |     |     |    |   |   |   |
| Barnidge, Gary                        | TE   | TE          | SUB         | TE            | TE              | SUB          | TE              | TE          | SUB                       | TE              | TE           | TE                        | TE              | TE             | TE              | TE                        | 16                        | 13                                  | 0               | 0   |     |     |     |     |     |                                      |              |     |     |    |   |   |   |
| Benjamin, Travis                      | WR   | WR          | WR          | WR            | WR              | WR           | WR              | WR          | WR                        | WR              | WR           | WR                        | WR              | WR             | WR              | WR                        | 16                        | 15                                  | 0               | 0   |     |     |     |     |     |                                      |              |     |     |    |   |   |   |
| Bibbs, E. J.                          | INA  | INA         | INA         | INA           | INA             | INA          | INA             | INA         | INA                       | INA             | INA          | INA                       | INA             | INA            | INA             | INA                       | 7                         | 0                                   | 0               | 2   |     |     |     |     |     |                                      |              |     |     |    |   |   |   |
| Biondo, Joel                          | LG   | LG          | LG          | LG            | LG              | LG           | LG              | LG          | LG                        | LG              | LG           | LG                        | LG              | LG             | LG              | LG                        | 10                        | 10                                  | 0               | 0   |     |     |     |     |     |                                      |              |     |     |    |   |   |   |
| Blanchard, Matt                       | Released from practice squad on 10/11            |             |             |               |                 |              |                 |             |                           |                 |              |                           |                 |                |                 |                           |                           | 0                                   | 0               | 0   | 0   |     |     |     |     |                                      |              |     |     |    |   |   |   |
| Bowe, Dwayne                          | INA  | SUB         | INA         | SUB           | INA             | INA          | SUB             | SUB         | INA                       | SUB             | INA          | SUB                       | INA             | SUB            | SUB             | INA                       | 7                         | 0                                   | 0               | 9   |     |     |     |     |     |                                      |              |     |     |    |   |   |   |
| Bowie, Michael                        | Placed on injured reserve (shoulder) 9/1         |             |             |               |                 |              |                 |             |                           |                 |              |                           |                 |                |                 |                           |                           | 0                                   | 0               | 0   | 0   |     |     |     |     |                                      |              |     |     |    |   |   |   |
| Bryant, Armonty                       | SUB  | SUB         | OLB         | OLB           | SUB             | SUB          | SUB             | SUB         | SUB                       | SUB             | SUB          | SUB                       | SUB             | SUB            | INA             | INA                       | 14                        | 2                                   | 0               | 2   |     |     |     |     |     |                                      |              |     |     |    |   |   |   |
| Bryant, Desmond                       | LE   | LE          | INA         | INA           | LE              | LE           | LE              | LE          | LE                        | LE              | LE           | LE                        | LE              | LE             | LE              | LE                        | 14                        | 14                                  | 0               | 2   |     |     |     |     |     |                                      |              |     |     |    |   |   |   |
| Campbell, Ibrahim                     | SUB  | INA         | SUB         | SUB           | SUB             | SUB          | SUB             | SUB         | SS                        | SUB             | SUB          | SUB                       | SUB             | SUB            | SUB             | SUB                       | 15                        | 1                                   | 0               | 1   |     |     |     |     |     |                                      |              |     |     |    |   |   |   |
| Carder, Tank                          | SUB  | SUB         | SUB         | SUB           | SUB             | SUB          | SUB             | SUB         | SUB                       | SUB             | SUB          | SUB                       | SUB             | SUB            | SUB             | SUB                       | 16                        | 0                                   | 0               | 0   |     |     |     |     |     |                                      |              |     |     |    |   |   |   |
| Casey, Chance                         | Not on team                                      |             |             |               |                 |              |                 |             |                           |                 |              |                           |                 |                |                 |                           |                           | PS                                  | PS              | PS  | PS  | PS  | PS  | PS  | PS  | 0                                    | 0            | 0   | 0   |    |   |   |   |
| Coons, Travis                         | SUB  | SUB         | SUB         | SUB           | SUB             | SUB          | SUB             | SUB         | SUB                       | SUB             | SUB          | SUB                       | SUB             | SUB            | SUB             | SUB                       | 16                        | 0                                   | 0               | 0   |     |     |     |     |     |                                      |              |     |     |    |   |   |   |
| Cooper, Xavier                        | INA  | INA         | SUB         | SUB           | SUB             | SUB          | SUB             | SUB         | SUB                       | SUB             | SUB          | SUB                       | SUB             | SUB            | SUB             | SUB                       | 14                        | 0                                   | 0               | 2   |     |     |     |     |     |                                      |              |     |     |    |   |   |   |
| Crowell, Isaiah                       | SUB  | RB          | SUB         | SUB           | SUB             | RB           | RB              | RB          | RB                        | RB              | RB           | RB                        | RB              | RB             | RB              | RB                        | 16                        | 9                                   | 20              | 0   |     |     |     |     |     |                                      |              |     |     |    |   |   |   |
| Davis, Carlos                         | MIKE   | MIKE        | MIKE        | MIKE          | MIKE            | MIKE         | MIKE            | MIKE        | MIKE                      | MIKE            | MIKE         | MIKE                      | MIKE            | MIKE           | MIKE            | MIKE                      | 16                        | 16                                  | 0               | 0   |     |     |     |     |     |                                      |              |     |     |    |   |   |   |
| Davis, Austin                         | INA  | DNP         | INA         | DNP           | INA             | INA          | INA             | INA         | DNP                       | DNP             | INA          | SUB                       | QB              | DNP            | DNP             | DNP                       | OB                        | 3                                   | 2               | 7   |     |     |     |     |     |                                      |              |     |     |    |   |   |   |
| Desir, Pierre                         | SUB  | SUB         | SUB         | LCB           | SUB             | LCB          | LCB             | SUB         | LCB                       | LCB             | INA          | SUB                       | INA             | SUB            | SUB             | LCB                       | 14                        | 6                                   | 0               | 2   |     |     |     |     |     |                                      |              |     |     |    |   |   |   |
| Devlin, Pat                           | Not on team                                      |             |             |               |                 |              |                 |             |                           |                 |              |                           |                 |                |                 |                           |                           | DNP                                 | 13              | 5   | 1   | 2   | 0   | 0   | 0   | 0                                    |              |     |     |    |   |   |   |
| DiManche, Jason                       | Not on team                                      |             |             |               |                 |              |                 |             |                           |                 |              |                           |                 |                |                 |                           |                           | SUB                                 | INA             | INA | PS  | PS  | PS  | PS  | PS  | INA                                  | Placed on IR | 1   | 0   | 0  | 3 |   |   |
| Draughn, Shaun                        | SUB  | SUB         | SUB         | SUB           | INA             | INA          | INA             | INA         | Waived on 10/20           | PS              | PS           | PS                        | PS              | PS             | INA             | Placed on IR              | 5                         | 0                                   | 0               | 1   |     |     |     |     |     |                                      |              |     |     |    |   |   |   |
| Dray, Jim                             | TE   | TE          | TE          | SUB           | TE              | TE           | TE              | SUB         | TE                        | SUB             | TE           | TE                        | TE              | SUB            | SUB             | TE                        | 16                        | 10                                  | 0               | 0   |     |     |     |     |     |                                      |              |     |     |    |   |   |   |
| Drew, Ray                             | Not on team                                      |             |             |               |                 |              |                 |             |                           |                 |              |                           |                 |                |                 |                           |                           | PS                                  | PS              | PS  | PS  | PS  | PS  | PS  | PS  | Released from practice squad on 11/2 | 0            | 0   | 0   | 0  |   |   |   |
| Ekpre-Olomu, Ife                      | Placed on reserve/non-football injury (knee) 9/1 |             |             |               |                 |              |                 |             |                           |                 |              |                           |                 |                |                 |                           |                           | 0                                   | 0               | 0   | 0   |     |     |     |     |                                      |              |     |     |    |   |   |   |
| Erving, Cameron                       | SUB  | SUB         | SUB         | SUB           | SUB             | SUB          | SUB             | SUB         | SUB                       | LG              | LG           | LG                        | SUB             | SUB            | SUB             | RG                        | RG                        | 16                                  | 4               | 0   | 0   |     |     |     |     |                                      |              |     |     |    |   |   |   |
| France, Dan                           | Not on team                                      |             |             |               |                 |              |                 |             |                           |                 |              |                           |                 |                |                 |                           |                           | PS                                  | PS              | PS  | PS  | PS  | PS  | PS  | PS  | PS                                   | PS           | PS  | PS  | 0  | 0 | 0 | 0 |
| Gabriel, Taylor                       | SUB  | SUB         | WR          | WR            | SUB             | SUB          | SUB             | SUB         | WR                        | SUB             | INA          | INA                       | INA             | WR             | WR              | SUB                       | 13                        | 4                                   | 0               | 3   |     |     |     |     |     |                                      |              |     |     |    |   |   |   |
| Gaines, Charles                       | Placed on injured reserve                        |             |             |               |                 |              |                 |             |                           |                 |              |                           |                 |                |                 |                           |                           | Designated for return (damaged) 9/7 | LCB             | LCB | LCB | LCB | INA | INA | INA | INA                                  | INA          | INA | INA | 6  | 4 | 1 | 1 |
| Gerhart, Garth                        | PS   | PS          | PS          | PS            | PS              | PS           | PS              | PS          | PS                        | PS              | PS           | PS                        | PS              | PS             | PS              | PS                        | 0                         | 0                                   | 0               | 0   |     |     |     |     |     |                                      |              |     |     |    |   |   |   |
| Gilbert, Justin                       | INA  | INA         | SUB         | SUB           | SUB             | SUB          | SUB             | SUB         | SUB                       | INA             | LCB          | INA                       | INA             | INA            | INA             | INA                       | 9                         | 1                                   | 7               | 7   |     |     |     |     |     |                                      |              |     |     |    |   |   |   |
| Gipson, Tashaun                       | FS   | FS          | FS          | FS            | INA             | INA          | INA             | FS          | FS                        | FS              | FS           | FS                        | FS              | FS             | FS              | FS                        | RCB                       | 13                                  | 13              | 3   | 0   |     |     |     |     |                                      |              |     |     |    |   |   |   |
| Gordon, Josh                          | Suspended by Commissioner                        |             |             |               |                 |              |                 |             |                           |                 |              |                           |                 |                |                 |                           |                           | 0                                   | 0               | 0   | 0   |     |     |     |     |                                      |              |     |     |    |   |   |   |
| Greco, John                           | RG   | RG          | RG          | RG            | RG              | RG           | RG              | RG          | RG                        | RG              | RG           | RG                        | RG              | RG             | RG              | RG                        | Placed on IR              | 14                                  | 14              | 0   | 0   |     |     |     |     |                                      |              |     |     |    |   |   |   |
| Haden, Joe                            | LCB  | LCB         | LCB         | INA           | LCB             | INA          | INA             | LCB         | INA                       | INA             | INA          | INA                       | INA             | INA            | INA             | INA                       | Placed on injured reserve | 5                                   | 5               | 0   | 8   |     |     |     |     |                                      |              |     |     |    |   |   |   |
| Hall, Rannell                         | Not on team                                      |             |             |               |                 |              |                 |             |                           |                 |              |                           |                 |                |                 |                           |                           | INA                                 | INA             | INA | PS  | 1   | 0   | 2   | 0   | 2                                    | 0            | 0   | 0   |    |   |   |   |
| Hamlett, Connor                       | Not on team                                      |             |             |               |                 |              |                 |             |                           |                 |              |                           |                 |                |                 |                           |                           | PS                                  | PS              | PS  | PS  | PS  | PS  | PS  | PS  | PS                                   | PS           | PS  | 0   | 0  | 0 | 0 |   |
| Hartline, Brian                       | SUB  | SUB         | SUB         | WR            | SUB             | SUB          | SUB             | WR          | INA                       | INA             | SUB          | WR                        | WR              | INA            | WR              | INA                       | Placed on injured reserve | 12                                  | 4               | 1   | 1   |     |     |     |     |                                      |              |     |     |    |   |   |   |
| Hawkins, Andrew                       | WR   | WR          | SUB         | WR            | WR              | WR           | WR              | INA         | INA                       | WR              | INA          | INA                       | INA             | INA            | INA             | INA                       | Placed on IR              | 8                                   | 8               | 0   | 6   |     |     |     |     |                                      |              |     |     |    |   |   |   |
| Housler, Rob                          | SUB  | SUB         | SUB         | SUB           | SUB             | SUB          | SUB             | INA         | SUB                       | INA             | INA          | INA                       | INA             | INA            | INA             | INA                       | Placed on IR              | 6                                   | 0               | 2   | 2   |     |     |     |     |                                      |              |     |     |    |   |   |   |
| Hughes III, John                      | SUB  | SUB         | LE          | LE            | SUB             | SUB          | SUB             | SUB         | SUB                       | SUB             | SUB          | SUB                       | SUB             | SUB            | SUB             | SUB                       | SUB                       | 6                                   | 3               | 0   | 0   |     |     |     |     |                                      |              |     |     |    |   |   |   |
| Hughtell, Charley                     | SUB  | SUB         | SUB         | SUB           | SUB             | SUB          | SUB             | SUB         | SUB                       | SUB             | RE           | SUB                       | SUB             | SUB            | SUB             | SUB                       | SUB                       | 15                                  | 0               | 0   | 0   |     |     |     |     |                                      |              |     |     |    |   |   |   |
| Icard, Gabe                           | Not on team                                      |             |             |               |                 |              |                 |             |                           |                 |              |                           |                 |                |                 |                           |                           | INA                                 | Waived on 12/14 | 3   | 0   | 1   | *   |     |     |                                      |              |     |     |    |   |   |   |
| James, Kendall                        | PS   | PS          | PS          | PS            | PS              | PS           | PS              | PS          | PS                        | PS              | PS           | PS                        | PS              | PS             | PS              | PS                        | Released from PS on 12/8  | 0                                   | 0               | 0   | 0   |     |     |     |     |                                      |              |     |     |    |   |   |   |
| Jennings, Darius                      | PS   | PS          | PS          | PS            | PS              | PS           | PS              | PS          | PS                        | PS              | PS           | PS                        | SUB             | SUB            | Placed on IR    | WR                        | 5                         | 1                                   | 0               | 0   |     |     |     |     |     |                                      |              |     |     |    |   |   |   |
| Johnson, Cam                          | Not on team                                      |             |             |               |                 |              |                 |             |                           |                 |              |                           |                 |                |                 |                           |                           | PS                                  | PS              | PS  | PS  | PS  | PS  | PS  | PS  | PS                                   | PS           | PS  | 1   | 0  | 0 | 0 |   |
| Johnson Jr., Duke                     | RB   | SUB         | SUB         | RB            | RB              | SUB          | SUB             | SUB         | SUB                       | SUB             | RB           | SUB                       | RB              | RB             | RB              | SUB                       | 16                        | 7                                   | 0               | 0   |     |     |     |     |     |                                      |              |     |     |    |   |   |   |
| Johnson, Kaleb                        | Not on team                                      |             |             |               |                 |              |                 |             |                           |                 |              |                           |                 |                |                 |                           |                           | INA                                 | DNP             | DNP | 0   | 0   | 2   | 2   | 0   | 0                                    | 0            | 0   |     |    |   |   |   |
| Johnson, Malcolm                      | SUB  | SUB         | FB          | SUB           | SUB             | FB           | SUB             | FB          | FB                        | FB              | SUB          | SUB                       | SUB             | SUB            | SUB             | Placed on injured reserve | 12                        | 5                                   | 0               | 0   |     |     |     |     |     |                                      |              |     |     |    |   |   |   |
| Jones, Don                            | Not on team                                      |             |             |               |                 |              |                 |             |                           |                 |              |                           |                 |                |                 |                           |                           | SUB                                 | SUB             | SUB | INA | INA | INA | INA | INA | INA                                  | INA          | INA | SUB | 14 | 0 | 0 | 2 |
| Kirksey, Christian                    | SUB  | SUB         | SUB         | WILL          | WILL            | WILL         | WILL            | SUB         | SUB                       | SUB             | SUB          | SUB                       | SUB             | SUB            | SUB             | WILL                      | 16                        | 5                                   | 0               | 0   |     |     |     |     |     |                                      |              |     |     |    |   |   |   |
| Krauer, Paul                          | OLB  | OLB         | OLB         | OLB           | OLB             | OLB          | OLB             | OLB         | OLB                       | OLB             | OLB          | OLB                       | OLB             | OLB            | OLB             | OLB                       | SUB                       | 16                                  | 15              | 0   | 0   |     |     |     |     |                                      |              |     |     |    |   |   |   |
| Landon, Eric                          | Released from PS 9/24                            |             |             |               |                 |              |                 |             |                           |                 |              |                           |                 |                |                 |                           |                           | PS                                  | PS              | PS  | PS  | PS  | PS  | PS  | PS  | PS                                   | PS           | PS  | 0   | 0  | 0 | 0 |   |
| Lee, Andy                             | SUB  | SUB         | SUB         | SUB           | SUB             | SUB          | SUB             | SUB         | SUB                       | SUB             | SUB          | SUB                       | SUB             | SUB            | SUB             | SUB                       | SUB                       | 16                                  | 0               | 0   | 0   |     |     |     |     |                                      |              |     |     |    |   |   |   |
| Leonhardt, Brian                      | Not on team                                      |             |             |               |                 |              |                 |             |                           |                 |              |                           |                 |                |                 |                           |                           | PS                                  | PS              | PS  | PS  | PS  | PS  | PS  | PS  | PS                                   | PS           | PS  | PS  | 0  | 0 | 0 | 0 |
| Mack, Alex                            | C  | C           | C           | C             | C               | C            | C               | C           | C                         | C               | C            | C                         | C               | C              | C               | C                         | 16                        | 0                                   | 0               | 0   |     |     |     |     |     |                                      |              |     |     |    |   |   |   |
| Manziel, Johnny                       | SUB  | QB          | DNP         | DNP           | DNP             | DNP          | SUB             | SUB         | QB                        | QB              | DNP          | DNP                       | QB              | QB             | QB              | INA                       | 9                         | 6                                   | 6               | 1   |     |     |     |     |     |                                      |              |     |     |    |   |   |   |
| McCown, Josh                          | QB   | INA         | QB          | QB            | QB              | QB           | QB              | QB          | INA                       | INA             | QB           | Placed on injured reserve | (clavicle) 12/2 | 8              | 8               | 0                         | 3                         | 0                                   | 0               | 0   |     |     |     |     |     |                                      |              |     |     |    |   |   |   |
| McDonald, Andrew                      | PS   | PS          | PS          | PS            | PS              | PS           | PS              | PS          | PS                        | PS              | PS           | PS                        | PS              | PS             | PS              | PS                        | 0                         | 0                                   | 0               | 0   |     |     |     |     |     |                                      |              |     |     |    |   |   |   |
| Meder, Jamie                          | SUB  | SUB         | SUB         | SUB           | SUB             | SUB          | SUB             | SUB         | SUB                       | SUB             | SUB          | SUB                       | SUB             | SUB            | SUB             | SUB                       | 16                        | 0                                   | 0               | 0   |     |     |     |     |     |                                      |              |     |     |    |   |   |   |
| Miller, Darrin                        | PS   | PS          | PS          | PS            | PS              | PS           | PS              | PS          | PS                        | PS              | PS           | PS                        | PS              | PS             | PS              | PS                        | 0                         | 0                                   | 0               | 0   |     |     |     |     |     |                                      |              |     |     |    |   |   |   |
| Mingo, Barkevious                     | OLB  | OLB         | SUB         | SUB           | SUB             | SUB          | SUB             | SUB         | SUB                       | SUB             | SUB          | SUB                       | SUB             | SUB            | SUB             | WR                        | 16                        | 2                                   | 0               | 0   |     |     |     |     |     |                                      |              |     |     |    |   |   |   |
| Moore, Marton                         | SUB  | SUB         | SUB         | SUB           | SUB             | INA          | SUB             | SUB         | SUB                       | SUB             | SUB          | SUB                       | SUB             | SUB            | SUB             | WR                        | 14                        | 2                                   | 0               | 3   |     |     |     |     |     |                                      |              |     |     |    |   |   |   |
| Mostert, Raheem                       | Not on team                                      |             |             |               |                 |              |                 |             |                           |                 |              |                           |                 |                |                 |                           |                           | SUB                                 | SUB             | SUB | 0   | 0   | 0   | 0   | 0   | 0                                    | 0            | 0   | 0   | 0  | 0 |   |   |
| Orchard, Nate                         | INA  | SUB         | SUB         | SUB           | OLB             | OLB          | OLB             | OLB         | OLB                       | OLB             | OLB          | OLB                       | OLB             | SUB            | SUB             | OLB                       | 15                        | 0                                   | 1               | 1   |     |     |     |     |     |                                      |              |     |     |    |   |   |   |
| Paszlor, Austin                       | SUB  | SUB         | SUB         | SUB           | SUB             | SUB          | SUB             | SUB         | SUB                       | SUB             | SUB          | SUB                       | LG              | LG             | LG              | LG                        | 16                        | 4                                   | 0               | 0   |     |     |     |     |     |                                      |              |     |     |    |   |   |   |
| Patrick, Ronald                       | Not on team                                      |             |             |               |                 |              |                 |             |                           |                 |              |                           |                 |                |                 |                           |                           | PS                                  | PS              | PS  | PS  | PS  | PS  | PS  | PS  | Released from practice squad on 1/22 | 0            | 0   | 0   | 0  |   |   |   |
| Poyer, Jordan                         | SUB  | SUB         | SUB         | SUB           | SUB             | FS           | FS              | INA         | INA                       | SS              | SUB          | SUB                       | SUB             | SUB            | SUB             | FS                        | 14                        | 4                                   | 0               | 2   |     |     |     |     |     |                                      |              |     |     |    |   |   |   |
| Pryor, Terrelle                       | Not on team                                      |             |             |               |                 |              |                 |             |                           |                 |              |                           |                 |                |                 |                           |                           | INA                                 | INA             | WR  | WR  | WR  | WR  | WR  | WR  | WR                                   | WR           | WR  | 3   | 2  | 2 | 0 |   |
| Pullard III, Hayes                    | PS   | PS          | PS          | PS            | PS              | PS           | PS              | PS          | PS                        | PS              | PS           | PS                        | PS              | PS             | PS              | PS                        | 0                         | 0                                   | 0               | 0   |     |     |     |     |     |                                      |              |     |     |    |   |   |   |
| Quarles, Kelcy                        | Released from practice squad 9/22                |             |             |               |                 |              |                 |             |                           |                 |              |                           |                 |                |                 |                           |                           | 0                                   | 0               | 0   | 0   |     |     |     |     |                                      |              |     |     |    |   |   |   |
| Richardson, Daryl                     | Not on team                                      |             |             |               |                 |              |                 |             |                           |                 |              |                           |                 |                |                 |                           |                           | INA                                 | INA             | PS  | 0   | 0   | 2   | 0   | 0   | 0                                    | 0            | 0   | 0   | 0  | 0 |   |   |
| Robertson, Craig                      | SUB  | SUB         | WILL        | INA           | INA             | INA          | WILL            | WILL        | WILL                      | WILL            | WILL         | WILL                      | WILL            | WILL           | WILL            | WILL                      | 12                        | 9                                   | 4               | 4   |     |     |     |     |     |                                      |              |     |     |    |   |   |   |
| Saunders, De'Ante                     | PS   | PS          | PS          | PS            | PS              | PS           | PS              | PS          | PS                        | PS              | PS           | PS                        | PS              | PS             | PS              | PS                        | Released on 10/28         | 1                                   | 0               | 0   | 0   |     |     |     |     |                                      |              |     |     |    |   |   |   |
| Schwartz, Mitchell                    | RT   | RT          | RT          | RT            | RT              | RT           | RT              | RT          | RT                        | RT              | RT           | RT                        | RT              | RT             | RT              | RT                        | 16                        | 16                                  | 0               | 0   |     |     |     |     |     |                                      |              |     |     |    |   |   |   |
| Scott, Tim                            | Not on team                                      |             |             |               |                 |              |                 |             |                           |                 |              |                           |                 |                |                 |                           |                           | PS                                  | PS              | PS  | PS  | PS  | PS  | PS  | PS  | PS                                   | PS           | PS  | 0   | 0  | 0 | 0 |   |
| Shaw, Connor                          | Placed on injured reserve (thumb) 9/1            |             |             |               |                 |              |                 |             |                           |                 |              |                           |                 |                |                 |                           |                           | 0                                   | 0               | 0   | 0   |     |     |     |     |                                      |              |     |     |    |   |   |   |
| Shelton, Danny                        | NT   | NT          | NT          | NT            | NT              | NT           | NT              | NT          | NT                        | NT              | NT           | NT                        | NT              | NT             | NT              | NT                        | SUB                       | 16                                  | 15              | 0   | 0   |     |     |     |     |                                      |              |     |     |    |   |   |   |
| Solomon, Scott                        | SUB  | INA         | INA         | INA           | SUB             | SUB          | SUB             | SUB         | Placed on injured reserve | (knee) 10/14    | 2            | 0                         | 0               | 3              | 2               | 0                         | 0                         | 0                                   | 0               | 3   |     |     |     |     |     |                                      |              |     |     |    |   |   |   |
| Starks, Randy                         | RE   | RE          | RE          | RE            | RE              | RE           | RE              | RE          | RE                        | RE              | RE           | INA                       | RE              | RE             | RE              | RE                        | 15                        | 15                                  | 1               | 1   |     |     |     |     |     |                                      |              |     |     |    |   |   |   |
| Telfer, Randall                       | Placed on reserve/non-football injury (foot) 9/1 |             |             |               |                 |              |                 |             |                           |                 |              |                           |                 |                |                 |                           |                           | 0                                   | 0               | 0   | 0   |     |     |     |     |                                      |              |     |     |    |   |   |   |
| Thomas, Joe                           | LT   | LT          | LT          | LT            | LT              | LT           | LT              | LT          | LT                        | LT              | LT           | LT                        | LT              | LT             | LT              | LT                        | 16                        | 16                                  | 0               | 0   |     |     |     |     |     |                                      |              |     |     |    |   |   |   |
| Turbin, Robert                        | INA  | INA         | INA         | INA           | INA             | SUB          | SUB             | SUB         | DNP                       | DNP             | INA          | INA                       | INA             | INA            | INA             | INA                       | 3                         | 0                                   | 1               | 5   |     |     |     |     |     |                                      |              |     |     |    |   |   |   |
| Whitner, Donte                        | SS   | SS          | SS          | SS            | SS              | SS           | SS              | SS          | INA                       | INA             | SS           | SS                        | SS              | SS             | SS              | SS                        | 14                        | 14                                  | 0               | 2   |     |     |     |     |     |                                      |              |     |     |    |   |   |   |
| Williams, K'Waun                      | DB   | DB          | INA         | INA           | DB              | SUB          | SUB             | SUB         | SUB                       | SUB             | SUB          | SUB                       | SUB             | DB             | INA             | DB                        | 13                        | 6                                   | 0               | 3   |     |     |     |     |     |                                      |              |     |     |    |   |   |   |
| Williams, Tramon                      | RCB  | RCB         | RCB         | RCB           | RCB             | RCB          | RCB             | RCB         | RCB                       | RCB             | RCB          | RCB                       | RCB             | RCB            | RCB             | RCB                       | 15                        | 15                                  | 0               | 1   |     |     |     |     |     |                                      |              |     |     |    |   |   |   |
| Winston, Glenn                        | Placed on reserve/non-football injury (knee) 9/1 |             |             |               |                 |              |                 |             |                           |                 |              |                           |                 |                |                 |                           |                           | 0                                   | 0               | 0   | 0   |     |     |     |     |                                      |              |     |     |    |   |   |   |
| Zimmer, Dylan                         | PS   | PS          | PS          | PS            | PS              | PS           | PS              | PS          | PS                        | PS              | PS           | PS                        | PS              | PS             | PS              | PS                        | 0                         | 0                                   | 0               | 0   |     |     |     |     |     |                                      |              |     |     |    |   |   |   |
| Wynn, Myles, Ty                       | Not on team                                      |             |             |               |                 |              |                 |             |                           |                 |              |                           |                 |                |                 |                           |                           | PS                                  | PS              | PS  | PS  | PS  | PS  | PS  | PS  | PS                                   | PS           | PS  | 0   | 0  | 0 | 0 |   |
| Released from practice squad on 10/20 |  |             |             |               |                 |              |                 |             |                           |                 |              |                           |                 |                |                 |                           |                           |                                     |                 |     |     |     |     |     |     |                                      |              |     |     |    |   |   |   |

\*Jones appeared in five games with New Orleans, Mostert appeared in one game with Miami and seven with Baltimore, Icard appeared in three games with Buffalo, K. Johnson was inactive one game with Baltimore.



## OFFENSIVE GAME-BY-GAME STARTERS

| Game    | Opp        | WR       | LT     | LG      | C    | RG     | RT       | TE           | WR       | QB      | RB         | TE             |
|---------|------------|----------|--------|---------|------|--------|----------|--------------|----------|---------|------------|----------------|
| 09/13at | NYJ-L      | Benjamin | Thomas | Bitonio | Mack | Greco  | Schwartz | Dray         | Hawkins  | McCown  | D. Johnson | Barridge       |
| 09/20   | TEN-W      | Benjamin | Thomas | Bitonio | Mack | Greco  | Schwartz | Dray         | Hawkins  | Manziel | Crowell    | Barridge       |
| 09/27   | OAK-L      | Gabriel  | Thomas | Bitonio | Mack | Greco  | Schwartz | Dray         | Hawkins  | McCown  | Crowell    | M.Johnson (FB) |
| 10/04   | at SD-L    | Benjamin | Thomas | Bitonio | Mack | Greco  | Schwartz | Gabriel (WR) | Hawkins  | McCown  | D. Johnson | Barridge       |
| 10/11   | at Bal-W   | Benjamin | Thomas | Bitonio | Mack | Greco  | Schwartz | Dray         | Hawkins  | McCown  | D. Johnson | Barridge       |
| 10/18   | DEN-L      | Benjamin | Thomas | Bitonio | Mack | Greco  | Schwartz | Dray         | Hawkins  | McCown  | Crowell    | M.Johnson (FB) |
| 10/25   | at St. L-L | Benjamin | Thomas | Bitonio | Mack | Greco  | Schwartz | Dray         | Hawkins  | McCown  | Crowell    | Barridge       |
| 11/01   | ARI-L      | Benjamin | Thomas | Bitonio | Mack | Greco  | Schwartz | Barridge     | Hartline | McCown  | Crowell    | M.Johnson (FB) |
| 11/05   | at Cin-L   | Benjamin | Thomas | Bitonio | Mack | Greco  | Schwartz | Dray         | Gabriel  | Manziel | Crowell    | M.Johnson (FB) |
| 11/15   | at Pit-L   | Benjamin | Thomas | Erving  | Mack | Greco  | Schwartz | Barridge     | Hawkins  | Manziel | Crowell    | M.Johnson (FB) |
| 11/30   | BAL-L      | Benjamin | Thomas | Erving  | Mack | Greco  | Schwartz | Dray         | Hartline | McCown  | D. Johnson | Barridge       |
| 12/06   | CIN-L      | Benjamin | Thomas | Bitonio | Mack | Greco  | Schwartz | Dray         | Hartline | Davis   | Crowell    | Barridge       |
| 12/13   | SF-W       | Benjamin | Thomas | Pasztor | Mack | Greco  | Schwartz | Barridge     | Hartline | Manziel | D. Johnson | Moore (WR)     |
| 12/20   | at Sea-L   | Benjamin | Thomas | Pasztor | Mack | Greco  | Schwartz | Barridge     | Gabriel  | Manziel | D. Johnson | Pryor (WR)     |
| 12/27   | at KC-L    | Benjamin | Thomas | Pasztor | Mack | Greco  | Schwartz | Barridge     | Moore    | Manziel | D. Johnson | Dray (FB)      |
| 01/03   | PIT-L      | Benjamin | Thomas | Pasztor | Mack | Erving | Schwartz | Barridge     | Jennings | Davis   | Crowell    | Pryor (WR)     |

## DEFENSIVE GAME-BY-GAME STARTERS

| Game  | Opp        | RE     | NT               | LE        | OLB    | MIKE   | WILL             | OLB              | RCB         | LCB     | FS              | SS       |
|-------|------------|--------|------------------|-----------|--------|--------|------------------|------------------|-------------|---------|-----------------|----------|
| 09/13 | at NYJ-L   | Starks | Shelton          | D. Bryant | Kruger | Dansby | K. Williams (DB) | Mingo            | T. Williams | Haden   | Gipson          | Whitner  |
| 09/20 | TEN-W      | Starks | Shelton          | D. Bryant | Kruger | Dansby | K. Williams (DB) | Mingo            | T. Williams | Haden   | Gipson          | Whitner  |
| 09/27 | OAK-L      | Starks | Shelton          | J.Hughes  | Kruger | Dansby | Robertson        | A. Bryant        | T. Williams | Haden   | Gipson          | Whitner  |
| 10/04 | at SD-L    | Starks | Shelton          | J.Hughes  | Kruger | Dansby | Kirksey          | A. Bryant        | T. Williams | Desir   | Gipson          | Whitner  |
| 10/11 | at Bal-W   | Starks | Shelton          | D. Bryant | Kruger | Dansby | Kirksey          | Orchard          | T. Williams | Haden   | K.Williams (DB) | Whitner  |
| 10/18 | DEN-L      | Starks | Shelton          | D. Bryant | Kruger | Dansby | Kirksey          | Orchard          | T. Williams | Desir   | Poyer           | Whitner  |
| 10/25 | at St. L-L | Starks | Shelton          | D. Bryant | Kruger | Dansby | Kirksey          | Orchard          | T. Williams | Desir   | Poyer           | Whitner  |
| 11/01 | ARI-L      | Starks | Shelton          | D. Bryant | Kruger | Dansby | Robertson        | Orchard          | T. Williams | Haden   | Gipson          | Whitner  |
| 11/05 | at Cin-L   | Starks | Shelton          | D. Bryant | Kruger | Dansby | Robertson        | Orchard          | T. Williams | Desir   | Gipson          | Campbell |
| 11/15 | at Pit-L   | Starks | Shelton          | D. Bryant | Kruger | Dansby | Robertson        | Orchard          | T. Williams | Desir   | Gipson          | Poyer    |
| 11/30 | BAL-L      | Hughes | Shelton          | D. Bryant | Kruger | Dansby | Robertson        | Orchard          | T. Williams | Gilbert | Gipson          | Whitner  |
| 12/06 | CIN-L      | Starks | Shelton          | D. Bryant | Kruger | Dansby | Robertson        | Orchard          | T. Williams | Gaines  | Gipson          | Whitner  |
| 12/13 | SF-W       | Starks | Shelton          | D. Bryant | Kruger | Dansby | Robertson        | K. Williams (DB) | T. Williams | Gaines  | Gipson          | Whitner  |
| 12/20 | at Sea-L   | Starks | Shelton          | D. Bryant | Kruger | Dansby | Robertson        | Orchard          | T. Williams | Gaines  | Gipson          | Whitner  |
| 12/27 | at KC-L    | Starks | Shelton          | D. Bryant | Kruger | Dansby | Robertson        | K. Williams (DB) | T. Williams | Gaines  | Gipson          | Whitner  |
| 01/03 | PIT-L      | Starks | K. Williams (DB) | D. Bryant | Kruger | Dansby | Kirksey          | Orchard          | Gipson      | Desir   | Poyer           | Whitner  |

## GAME-BY-GAME INACTIVES

| DATE    | Opp        | Inactives   |
|---------|------------|---|
| 09/13at | NYJ-L      | Davis, Gilbert, Turbin, Orchard, Bowe, Bibbs, Cooper  |
| 09/20   | TEN-W      | McCown, Gilbert, Turbin, Campbell, Solomon, Bibbs, Cooper   |
| 09/27   | OAK-L      | Davis, K. Williams, Turbin, Bowe, Solomon, Bibbs, D. Bryant   |
| 10/04at | SD-L       | Haden, K. Williams, Turbin, Robertson, Solomon, Bibbs, D. Bryant  |
| 10/11   | at Bal-W   | Davis, Draughn, Turbin, Robertson, Bowe, Bibbs, Gipson  |
| 10/18   | DEN-L      | Davis, Haden, Moore, Robertson, Bowe, Bibbs, Gipson   |
| 10/25   | at St. L-L | Davis, Haden, Housler, Robertson, Bowe, Bibbs, Gipson   |
| 11/01   | ARI-L      | Davis, Hawkins, Housler, DiManche, Jones, Bibbs, Poyer  |
| 11/05   | at Cin-L   | McCown, Hawkins, Hartline, DiManche, Whitner, Haden, Poyer  |
| 11/15   | at Pit-L   | McCown, Gilbert, Bitonio, Bowe, Whitner, Bibbs, Haden   |
| 11/30   | BAL-L      | Jones, Hawkins, Bitonio, Gabriel, Starks, Haden, Desir  |
| 12/06   | CIN-L      | Haden, Hawkins, Gabriel, Gilbert, Bowe, Winston, Pryor  |
| 12/13   | SF-W       | Haden, Hawkins, Gabriel, Gilbert, Bowe, Ikard, Desir  |
| 12/20   | at Sea-L   | K. Williams, Hawkins, Richardson, Gilbert, Winston, K. Johnson, Hall  |
| 12/27   | at KC-L    | Pryor, DiManche, Richardson, Gilbert, Winston, A. Bryant, Hall  |
| 01/03   | PIT-L      | Manziel, Moore, T. Williams, Winston, Gaines, A. Bryant, Bowe   |
| Totals  |            | E. Bibbs (9), J. Bitonio (2), D. Bowe (9), A. Bryant (2), D. Bryant (2), I. Campbell (1), X. Cooper (2), A. Davis (6), P. Desir (2), J. DiManche (3), S. Draughn (1), T. Gabriel (3), C. Gaines (1), J. Gilbert (7), T. Gipson (3), J. Haden (8), R. Hall (2), B. Hartline (1), A. Hawkins (6), R. Houser (2), G. Ikard (1), K. Johnson (2), D. Jones (2), J. Manziel (1), J. McCown (3), M. Moore (2), N. Orchard (1), J. Poyer (2), T. Pryor (2), D. Richardson (2), C. Robertson (4), S. Solomon (3), R. Starks (1), R. Turbin (5), D. Whitner (2), K. Williams (3), T. Williams (1), G. Winston (4) |

## TAKEAWAY ANALYSIS

|        |        | Browns Takeaways |     |     | Opponent Takeaways |     |     | Gm Diff | Season Diff |
|--------|--------|------------------|-----|-----|--------------------|-----|-----|---------|-------------|
|        |        | Int              | Fum | Tot | Int                | Fum | Tot |         |             |
| 09/13  | at NYJ | 1                | 0   | 1   | 1                  | 4   | 5   | -4      | -4          |
| 09/20  | Ten    | 0                | 3   | 3   | 1                  | 0   | 0   | 3       | -1          |
| 09/27  | Oak    | 0                | 1   | 1   | 2                  | 1   | 2   | -1      | -2          |
| 10/04  | at SD  | 0                | 0   | 0   | 0                  | 1   | 1   | -1      | -3          |
| 10/11  | at Bal | 0                | 0   | 0   | 0                  | 0   | 0   | 0       | -3          |
| 10/18  | Den    | 3                | 0   | 3   | 2                  | 1   | 3   | 0       | -3          |
| 10/25  | at STL | 0                | 1   | 1   | 0                  | 4   | 4   | -3      | -6          |
| 11/01  | Ari    | 1                | 3   | 4   | 1                  | 1   | 2   | 2       | -4          |
| 11/05  | at Cin | 0                | 0   | 0   | 0                  | 0   | 0   | 0       | -4          |
| 11/15  | at Pit | 1                | 1   | 2   | 1                  | 2   | 3   | -1      | -5          |
| 11/30  | Bal    | 2                | 0   | 2   | 0                  | 0   | 0   | 2       | -3          |
| 12/06  | Cin    | 0                | 0   | 0   | 1                  | 1   | 2   | -2      | -5          |
| 12/13  | SF     | 0                | 0   | 0   | 1                  | 1   | 2   | -2      | -7          |
| 12/20  | at Sea | 0                | 0   | 0   | 1                  | 0   | 1   | -1      | -8          |
| 12/20  | at KC  | 1                | 0   | 1   | 1                  | 0   | 1   | 0       | -8          |
| 1/03   | Pit    | 2                | 1   | 3   | 2                  | 2   | 4   | -1      | -9          |
| Totals |        | 11               | 10  | 21  | 12                 | 18  | 30  |         | -9          |

## GAME-BY-GAME OFFENSIVE STATISTICS

| OPP            | 1ST DOWNS |    |      |     | DOWN CONV. |       |      |       | RUSHING |     |      |       | PASS SK |       |       |     | TDS |    |     | FGS | FUM | PEN | PUNTS |    |     |      |       |       |       |       |      |
|----------------|-----------|----|------|-----|------------|-------|------|-------|---------|-----|------|-------|---------|-------|-------|-----|-----|----|-----|-----|-----|-----|-------|----|-----|------|-------|-------|-------|-------|------|
|                | T         | R  | PASS | PEN | 3RD        | 4TH   | NET  | YDS   | PLAYS   | NET | ATT  | AVG   | NET     | YDS   | GROSS | A   | C   | TD | INT | R   | P   | RET | M     | A  | NO  | LOST | NO    | YDS   | NO    | AVG   | POSS |
|                |           |    |      |     |            |       |      |       |         |     |      |       |         |       |       |     |     |    |     |     |     |     |       |    |     |      |       |       |       |       |      |
| 9/13 at NYJ    | 15        | 5  | 10   | 0   | 8-16       | 1-2   | 321  | 63    | 104     | 28  | 3.7  | 217   | 3-14    | 231   | 32    | 18  | 1   | 1  | 0   | 1   | 1   | 4   | 4     | 12 | 109 | 2    | 54.0  | 31-40 |       |       |      |
| 9/20 vs. Ten.  | 13        | 7  | 5    | 1   | 4-11       | 0-1   | 274  | 47    | 116     | 30  | 3.9  | 158   | 2-14    | 172   | 15    | 8   | 4   | 0  | 1   | 2   | 1   | 0   | 2     | 0  | 4   | 40   | 6     | 43.0  | 24-49 |       |      |
| 9/27 vs. Oak.  | 21        | 2  | 16   | 3   | 8-16       | 1-1   | 355  | 68    | 39      | 14  | 2.8  | 316   | 5-25    | 341   | 49    | 28  | 2   | 1  | 0   | 2   | 0   | 2   | 2     | 1  | 6   | 50   | 4     | 51.3  | 27-31 |       |      |
| 10/4 at SD     | 20        | 2  | 16   | 2   | 4-13       | 0-0   | 432  | 66    | 100     | 21  | 4.8  | 332   | 4-24    | 356   | 41    | 31  | 2   | 0  | 0   | 2   | 0   | 4   | 4     | 1  | 12  | 91   | 4     | 46.8  | 34-19 |       |      |
| 10/11 at Bal.  | 25        | 4  | 18   | 3   | 12-19      | 0-0   | 505  | 80    | 83      | 25  | 3.3  | 422   | 4-35    | 457   | 51    | 36  | 3   | 0  | 1   | 2   | 0   | 4   | 4     | 0  | 9   | 74   | 5     | 37.4  | 39-16 |       |      |
| 10/18 vs. Den. | 20        | 8  | 10   | 2   | 6-15       | 0-1   | 298  | 76    | 109     | 33  | 3.3  | 189   | 4-24    | 213   | 39    | 20  | 3   | 2  | 0   | 2   | 1   | 1   | 1     | 1  | 6   | 30   | 7     | 40.4  | 33-10 |       |      |
| 10/25 at STL   | 19        | 3  | 12   | 4   | 3-12       | 0-1   | 364  | 65    | 82      | 24  | 3.4  | 282   | 4-15    | 297   | 37    | 30  | 0   | 0  | 0   | 0   | 0   | 2   | 2     | 4  | 11  | 98   | 5     | 38.4  | 35-33 |       |      |
| 11/1 vs. Ari.  | 16        | 1  | 12   | 3   | 9-16       | 0-1   | 254  | 61    | 39      | 20  | 2.0  | 215   | 1-8     | 223   | 40    | 21  | 3   | 1  | 0   | 3   | 0   | 0   | 3     | 1  | 7   | 35   | 6     | 25.3  | 25-37 |       |      |
| 11/5 at Cin.   | 13        | 4  | 9    | 0   | 4-13       | 1-2   | 213  | 53    | 69      | 17  | 4.1  | 144   | 3-24    | 168   | 33    | 15  | 1   | 0  | 0   | 1   | 0   | 1   | 0     | 0  | 4   | 28   | 6     | 40.8  | 23-57 |       |      |
| 11/15 at Pit.  | 20        | 2  | 16   | 2   | 5-13       | 1-3   | 342  | 65    | 15      | 14  | 1.1  | 327   | 6-45    | 372   | 45    | 33  | 1   | 1  | 0   | 1   | 0   | 1   | 1     | 2  | 12  | 188  | 4     | 40.0  | 32-43 |       |      |
| 11/30 vs. Bal. | 21        | 4  | 15   | 2   | 4-15       | 2-2   | 338  | 68    | 63      | 18  | 3.5  | 275   | 2-14    | 289   | 48    | 28  | 3   | 0  | 0   | 2   | 1   | 2   | 3     | 0  | 2   | 15   | 6     | 28.5  | 30-30 |       |      |
| 12/6 vs. Cin.  | 18        | 5  | 10   | 3   | 6-13       | 0-2   | 273  | 60    | 68      | 19  | 3.6  | 205   | 3-25    | 230   | 38    | 25  | 0   | 1  | 0   | 0   | 0   | 1   | 2     | 1  | 7   | 84   | 3     | 33.7  | 29-02 |       |      |
| 12/13 vs. SF   | 28        | 11 | 14   | 3   | 6-12       | 0-0   | 481  | 74    | 230     | 41  | 5.6  | 251   | 2-19    | 270   | 31    | 21  | 3   | 1  | 2   | 1   | 0   | 1   | 2     | 3  | 1   | 8    | 71    | 3     | 27.7  | 37-39 |      |
| 12/20 at Sea   | 15        | 5  | 9    | 1   | 6-12       | 0-0   | 230  | 52    | 94      | 17  | 5.5  | 136   | 3-25    | 161   | 32    | 19  | 1   | 1  | 0   | 1   | 0   | 2   | 2     | 2  | 0   | 4    | 40    | 3     | 41.3  | 25-27 |      |
| 12/27 at KC    | 21        | 13 | 8    | 0   | 6-15       | 3-4   | 368  | 68    | 232     | 36  | 6.4  | 136   | 0-0     | 136   | 32    | 13  | 1   | 1  | 0   | 0   | 2   | 3   | 0     | 0  | 8   | 83   | 3     | 39.2  | 31-04 |       |      |
| 1/3 vs. Pit.   | 22        | 5  | 12   | 5   | 4-16       | 1-4   | 263  | 76    | 86      | 23  | 3.7  | 177   | 7-63    | 240   | 46    | 24  | 0   | 2  | 0   | 0   | 0   | 4   | 3     | 2  | 8   | 47   | 3     | 46.0  | 33-57 |       |      |
| TOTAL          | 307       | 81 | 192  | 34  | 95-227     | 10-24 | 5313 | 1,042 | 1,529   | 380 | 95.6 | 3,782 | 53-374  | 4,156 | 609   | 371 | 28  | 12 | 5   | 20  | 3   | 28  | 32    | 28 | 18  | 120  | 1,083 | 70    | 46.7  | 30-26 |      |

## GAME-BY-GAME DEFENSIVE STATISTICS

| OPP            | 1ST DOWNS |     |      |     | DOWN CONV. |       |       |     | RUSHING |     |     |       | PASS SK |       |       |     | TDS |    |     | FGS | FUM | PEN | PUNTS |    |    |      |     |      |       |       |      |
|----------------|-----------|-----|------|-----|------------|-------|-------|-----|---------|-----|-----|-------|---------|-------|-------|-----|-----|----|-----|-----|-----|-----|-------|----|----|------|-----|------|-------|-------|------|
|                | T         | R   | PASS | PEN | 3RD        | 4TH   | NET   | YDS | PLAYS   | NET | ATT | AVG   | NET     | YDS   | GROSS | A   | C   | TD | INT | R   | P   | RET | M     | A  | NO | LOST | NO  | YDS  | NO    | AVG   | POSS |
|                |           |     |      |     |            |       |       |     |         |     |     |       |         |       |       |     |     |    |     |     |     |     |       |    |    |      |     |      |       |       |      |
| 9/13 at NYJ    | 18        | 9   | 9    | 0   | 7-13       | 0-1   | 333   | 60  | 154     | 36  | 4.3 | 179   | 0-0     | 179   | 24    | 15  | 4   | 1  | 2   | 2   | 0   | 1   | 1     | 1  | 0  | 4    | 30  | 3    | 33.7  | 28-20 |      |
| 9/20 vs. Ten.  | 21        | 6   | 14   | 1   | 7-16       | 2-2   | 385   | 74  | 166     | 30  | 5.5 | 219   | 7-38    | 257   | 37    | 21  | 2   | 0  | 0   | 2   | 0   | 0   | 4     | 3  | 9  | 85   | 6   | 49.7 | 35-11 |       |      |
| 9/27 vs. Oak.  | 19        | 6   | 17   | 2   | 6-14       | 0-0   | 469   | 62  | 155     | 30  | 5.2 | 314   | 0-0     | 314   | 32    | 20  | 3   | 0  | 1   | 2   | 0   | 2   | 2     | 1  | 12 | 85   | 4   | 37.0 | 32-29 |       |      |
| 10/4 at SD     | 23        | 3   | 15   | 5   | 3-11       | 0-0   | 438   | 61  | 91      | 21  | 4.3 | 347   | 2-11    | 358   | 38    | 23  | 3   | 0  | 0   | 3   | 0   | 3   | 0     | 0  | 6  | 31   | 5   | 29.0 | 25-41 |       |      |
| 10/11 at Bal.  | 22        | 10  | 9    | 3   | 5-14       | 0-0   | 377   | 67  | 181     | 31  | 5.8 | 196   | 1-14    | 210   | 35    | 19  | 4   | 0  | 3   | 1   | 0   | 1   | 2     | 0  | 12 | 98   | 6   | 49.2 | 29-01 |       |      |
| 10/18 vs. Den. | 21        | 6   | 15   | 0   | 4-18       | 1-1   | 442   | 81  | 152     | 33  | 4.6 | 290   | 0-0     | 290   | 48    | 26  | 2   | 3  | 0   | 1   | 1   | 4   | 5     | 1  | 0  | 8    | 81  | 7    | 37.9  | 36-54 |      |
| 10/25 at STL   | 16        | 9   | 5    | 2   | 1-9        | 0-0   | 308   | 51  | 158     | 26  | 6.1 | 150   | 2-13    | 163   | 23    | 15  | 3   | 0  | 2   | 0   | 1   | 1   | 3     | 1  | 9  | 75   | 5   | 48.0 | 24-27 |       |      |
| 11/1 vs. Ari.  | 25        | 6   | 17   | 2   | 13-16      | 0-0   | 491   | 77  | 119     | 38  | 3.1 | 372   | 1-2     | 374   | 38    | 23  | 4   | 1  | 0   | 4   | 0   | 2   | 2     | 4  | 3  | 5    | 25  | 2    | 40.5  | 34-23 |      |
| 11/5 at Cin.   | 23        | 8   | 13   | 2   | 8-14       | 1-1   | 371   | 66  | 152     | 37  | 4.1 | 219   | 2-15    | 234   | 27    | 21  | 4   | 0  | 1   | 3   | 0   | 1   | 1     | 0  | 0  | 2    | 20  | 3    | 26.3  | 36-03 |      |
| 11/15 at Pit.  | 22        | 4   | 13   | 5   | 3-10       | 0-1   | 459   | 59  | 60      | 21  | 2.9 | 399   | 1-3     | 402   | 37    | 25  | 3   | 1  | 0   | 3   | 0   | 3   | 3     | 1  | 5  | 50   | 1   | 42.0 | 21-17 |       |      |
| 11/30 vs. Bal. | 16        | 6   | 10   | 0   | 2-11       | 2-2   | 336   | 57  | 104     | 23  | 4.5 | 232   | 0-0     | 232   | 34    | 20  | 4   | 2  | 0   | 2   | 2   | 2   | 2     | 0  | 7  | 50   | 4   | 39.8 | 29-30 |       |      |
| 12/6 vs. Cin.  | 20        | 9   | 9    | 2   | 5-12       | 2-3   | 377   | 56  | 144     | 33  | 4.4 | 233   | 1-6     | 239   | 22    | 16  | 4   | 0  | 2   | 2   | 0   | 3   | 3     | 0  | 5  | 55   | 1   | 27.0 | 30-58 |       |      |
| 12/13 vs. SF   | 15        | 4   | 8    | 3   | 2-13       | 1-3   | 221   | 54  | 71      | 17  | 4.2 | 150   | 9-44    | 194   | 28    | 18  | 1   | 0  | 0   | 1   | 0   | 1   | 1     | 0  | 5  | 40   | 7   | 36.4 | 22-21 |       |      |
| 12/20 at Sea   | 28        | 12  | 14   | 2   | 9-12       | 0-0   | 423   | 68  | 182     | 36  | 5.1 | 241   | 2-8     | 249   | 30    | 21  | 3   | 0  | 0   | 3   | 0   | 3   | 3     | 0  | 5  | 30   | 1   | 44.0 | 34-33 |       |      |
| 12/27 at KC    | 16        | 6   | 8    | 2   | 4-12       | 1-1   | 258   | 50  | 136     | 27  | 5.0 | 122   | 1-3     | 125   | 22    | 15  | 2   | 1  | 0   | 2   | 0   | 1   | 1     | 0  | 5  | 33   | 5   | 29.4 | 28-56 |       |      |
| 1/3 vs. Pit.   | 16        | 0   | 16   | 0   | 2-8        | 0-0   | 379   | 55  | 30      | 19  | 1.6 | 349   | 0-0     | 349   | 36    | 24  | 3   | 2  | 0   | 3   | 0   | 2   | 3     | 1  | 1  | 9    | 45  | 3    | 41.3  | 26-03 |      |
| TOTAL          | 321       | 104 | 186  | 31  | 81-203     | 10-15 | 6,067 | 998 | 2,055   | 458 | 4.5 | 4,012 | 29-157  | 4,169 | 511   | 322 | 49  | 11 | 11  | 34  | 4   | 30  | 35    | 18 | 10 | 108  | 833 | 63   | 36.4  | 29-34 |      |

## COLDEST/WARMEST GAMES IN CLEVELAND HISTORY

The following are the coldest and warmest games played by the Browns in Cleveland only. The temperatures reflect those at kickoff, and do not include a wind chill or heat index.

### COLDEST

| Date                 | Opponent   | Temp. | Kickoff    | Result    |
|----------------------|------------|-------|------------|-----------|
| 1. January 4, 1981   | Oakland    | 1     | 12:00 noon | L, 12-14* |
| 2. December 11, 1977 | Houston    | 7     | 1:00 p.m.  | L, 15-19  |
| 3. December 17, 1989 | Minnesota  | 10    | 1:00 p.m.  | W, 23-17  |
| 4. December 10, 2009 | Pittsburgh | 15    | 8:20 p.m.  | W, 13-6#  |

### WARMEST

| Date                  | Opponent    | Temp. | Kickoff   | Result        |
|-----------------------|-------------|-------|-----------|---------------|
| 1. September 15, 1991 | Cincinnati  | 88    | 1:00 p.m. | W, 14-13      |
| 2. September 8, 2002  | Kansas City | 86    | 1:00 p.m. | L, 39-40      |
| 3. September 10, 1978 | Cincinnati  | 85    | 1:00 p.m. | W, 13-10 (OT) |

\*Playoff Game

#Coldest in history of FirstEnergy Stadium



# JETS 31 BROWNS 10



Sept. 13, 2015  
MetLife Stadium, East Rutherford, N.J.

The Browns fell to the Jets in the 2015 season opener, 31-10, at MetLife Stadium. The Browns opened the game by forcing a Jets' punt on their first offensive drive. After New York's punt unit downed the ball at the Cleveland 9-yard line, QB Josh McCown led the Browns 90 yards down the field in 17 plays. On the final play of the drive, McCown rushed for a 13-yard gain before being tackled at the Jets' 1-yard line. S Calvin Pryor stopped McCown from reaching the end zone, forcing a fumble and the Browns' first turnover of the day. McCown sustained a concussion on the play and did not return. On the ensuing drive, the Browns defense stopped the Jets from converting on a fourth-and-1 at the Cleveland 45-yard line. Replacing McCown, QB Johnny Manziel threw a 54-yard TD pass to WR Travis Benjamin on the next possession to give the Browns the lead, 7-0, with 14:15 to play in the second quarter. Jets QB Ryan Fitzpatrick responded with a 43-yard completion to WR Chris Owusu to move New York into Cleveland territory. On the next play, Fitzpatrick threw a pass that was intended for WR Brandon Marshall, but was picked off by DB Tashawn Gipson at the Cleveland 17-yard line. However, Marshall stripped Gipson of the ball, recovering the fumble and advancing it to the Cleveland 9-yard line. Jets RB Chris Ivory finished off the drive with a 10-yard TD run to tie the game, 7-7, with 9:41 to play in the half. Cleveland took back the lead, 10-7, at the 2:46 mark in the second quarter when K Travis Coons split the uprights from 26 yards away. The Jets responded with a 9-play, 72-yard drive capped with a 15-yard TD pass from Fitzpatrick to WR Eric Decker with 49 seconds to play in the half, taking the lead, 14-10, for the first time of the day. New York picked up where it left off in the second half when it scored on its first drive as Fitzpatrick found Marshall for a 1-yard score. The Jets extended their lead again on their next possession to 24-10 after K Nick Folk converted on a 34-yard field goal attempt. On the ensuing possession, DL Muhammad Wilkerson halted the Cleveland drive with a strip-sack of Manziel on the Cleveland 24-yard line. Ivory added the game's last score after he rushed for a 3-yard TD at the 10:38 mark in the fourth quarter.

| Team      | 1 | 2  | 3  | 4 | Final |
|-----------|---|----|----|---|-------|
| Cleveland | 0 | 10 | 0  | 0 | 10    |
| Baltimore | 0 | 14 | 10 | 7 | 31    |

### SCORING SUMMARY

| Team   | Q | Time  | Play  |
|--------|---|-------|---|
| Browns | 2 | 11:01 | T.Benjamin 54 yd. pass from J.Manziel (T.Coons kick) (5-55, 3:14)   |
| Jets   | 2 | 9:41  | C.Ivory 10 yd. run (N.Folk kick) (2-9, 0:12)                        |
| Browns | 2 | 2:46  | T.Coons 26 yd. Field Goal (8-28, 3:08)                              |
| Jets   | 3 | 0:26  | E.Decker 15 yd. pass from R.Fitzpatrick (N.Folk kick) (9-72, 2:20)  |
| Jets   | 3 | 7:51  | B.Marshall 1 yd. pass from R.Fitzpatrick (N.Folk kick) (6-28, 2:51) |
| Jets   | 3 | 0:29  | N.Folk 34 yd. Field Goal (11-60, 6:01)                              |
| Jets   | 4 | 10:38 | C.Ivory 3 yd. run (N.Folk kick) (4-19, 2:11)                        |

### TEAM STATISTICS

|                                  | CLE          | BAL          |
|----------------------------------|--------------|--------------|
| <b>FIRST DOWNS:</b>              | 13           | 19           |
| <b>TIME OF POSSESSION:</b>       | 29:25        | 30:35        |
| <b>TOTAL NET YARDS: (Ru/Pa):</b> | 259 (65/194) | 296 (99/197) |
| <b>SACKS/Yards</b>               | 2-14         | 5-39         |
| <b>PUNTS/Average:</b>            | 8-42.0       | 6-48.5       |
| <b>PENALTIES/Yards:</b>          | 5-33         | 3-41         |
| <b>FUMBLES/LOST:</b>             | 0/0          | 1/1          |

### INDIVIDUAL STATISTICS

**PASSING:** CLE: J. Manziel 13-24-182 (TD, INT), J. McCown 5-8-49; NYJ: R. Fitzpatrick 15-24-179 (2 TD, INT).  
**RUSHING:** CLE: J. Manziel 5-35, J. McCown 3-23, D. Johnson 7-22, I. Crowell 12-20, S. Draughn 1-4; NYJ: C. Ivory 20-91 (2 TD), B. Powell 12-62, T. Bohannon 2-2, R. Fitzpatrick 2(-1).  
**RECEIVING:** CLE: T. Benjamin 3-89 (TD), G. Barnidge 3-38, A. Hawkins 3-24, B. Hartline 2-20, T. Gabriel 2-20, M. Owens 4-14, I. Crowell 2-13, J. Dray 1-13; NYJ: B. Marshall 6-62 (TD), C. Owusu 4-55, E. Decker 2-37 (TD), B. Powell 2-16, C. Ivory 1-9.  
**INTERCEPTIONS:** CLE: T. Gipson 1-0; NYJ: M. Williams 1-18.  
**SACKS:** CLE: None; NYJ: D. Harris 1-7, T. Reilly 1-7, M. Williams 1-0.  
**PUNTING:** CLE: A. Lee 2-121 (60.5); NYJ: R. Quigley 3-131 (43.7).  
**PUNT RETURNS:** CLE: T. Benjamin 1-10 (10.0); NYJ: J. Kerley 2-13 (6.5).  
**KICKOFF RETURNS:** CLE: M. Draughn 1-27; NYJ: K. Davis 1-13.  
**MISSSED FIELD GOALS:** CLE: None; NYJ: None.

### CLEVELAND NEW YORK JETS

| WR | T.Benjamin | RE   | R.Starks   | WR | B.Marshall    | DE  | M.Wilkerson |
|----|------------|------|------------|----|---------------|-----|-------------|
| LT | J.Thomas   | NT   | D.Shelton  | LT | D.Ferguson    | NT  | D.Harrison  |
| LG | J.Bitonio  | LE   | D.Bryant   | LG | J.Carpenter   | DE  | L.Williams  |
| C  | A.Mack     | OLB  | B.Kruger   | C  | N.Mangold     | OLB | Q.Coples    |
| RG | J.Greco    | OLB  | B.Mingo    | RG | W.C. Davis    | ILB | D.Davis     |
| RT | M.Schwartz | DB   | K.Williams | RT | B.Giacomini   | ILB | D.Harris    |
| TE | J.Dray     | MIKE | K.Dansby   | TE | J.Cumberland  | OLB | C.Pace      |
| WR | A.Hawkins  | RCB  | T.Williams | WR | E.Decker      | CB  | A.Cromartie |
| QB | J.McCown   | LCB  | J.Haden    | QB | R.Fitzpatrick | CB  | D.Revis     |
| RB | D.Johnson  | SS   | D.Whitner  | WR | C.Owusu       | SS  | C.Pryor     |
| FB | G.Barnidge | FS   | T.Gipson   | RB | C.Ivory       | SS  | M.Gilchrist |



# BROWNS 28 TITANS 14



Sept. 20, 2015  
FirstEnergy Stadium, Cleveland, Ohio

The Browns defeated the Titans, 28-14, at FirstEnergy Stadium in Cleveland's home opener after jumping out to 14-0 lead. WR Travis Benjamin led the Browns in receiving for the second consecutive week, hauling in three catches for 115 yards and two TDs. Benjamin added a 78-yard punt return for a TD, making him the first NFL player since Jim Brown in 1963 to score four TDs of 50 yards or more in the first two games of a season. Benjamin's first score came on Cleveland's second offensive play of the game when QB Johnny Manziel found Benjamin for a 60-yard TD pass. The Browns' defense stopped the Titans on their second drive when LB Karllos Dansby forced a RB Terrace West fumble on Tennessee's 45-yard line. DB Joe Haden recovered the football on the play. The Browns then drove 50 yards in three plays finishing with an 11-yard TD run by RB Isaiah Crowell to extend their lead to 14-0 with 6:26 to play in the first quarter. Cleveland ended the first quarter with a strip-sack by DL John Hughes and a fumble recovery by LB Christian Kirksey. The second quarter was scoreless for both teams until Benjamin returned a punt 78 yards for a TD to send the Browns into halftime up 21-0. Tennessee got onto the scoreboard for the first time at the 1:36 mark in the third quarter when QB Marcus Mariota connected with TE Anthony Fasano for a 19-yard TD pass to make the score 21-7. The Titans diminished the Cleveland lead to seven when they capped a 15-play, 77-yard drive with a 13-yard TD pass from Mariota to WR Doran Green-Beckham with 6:42 to play in regulation. The Browns posted the final score of the game, 28-14, when Manziel rolled to his left on a third-and-6 and threw a 50-yard TD pass to Benjamin with 2:52 to play. DL Armonty Bryant ended the Titans' final drive within the last minute of the game when he sacked Mariota at the Cleveland 26-yard line, forcing a fumble that was recovered by DL Randy Starks. The Browns' defense totaled seven sacks for a loss of 38 yards on the day, led by Bryant with 2.5 for 12.5 yards lost.

| Team      | 1  | 2 | 3 | 4 | Final |
|-----------|----|---|---|---|-------|
| Tennessee | 0  | 0 | 7 | 7 | 14    |
| Cleveland | 14 | 7 | 0 | 7 | 28    |

### SCORING SUMMARY

| Team   | Q | Time  | Play   |
|--------|---|-------|--|
| Browns | 1 | 12:51 | T.Benjamin 60 yd. pass from J.Manziel (T.Coons kick) (2-62, 0:40)        |
| Browns | 1 | 6:26  | I.Crowell 11 yd. run (T.Coons kick) (7-50, 4:02)                         |
| Browns | 2 | 0:53  | T.Benjamin 78 yd. punt return (T.Coons kick)                             |
| Titans | 3 | 1:36  | A.Fasano 19 yd. pass from M.Mariota (R.Succop kick) (8-67, 4:09)         |
| Titans | 4 | 6:42  | D.Green-Beckham 13 yd. pass from M.Mariota (R.Succop kick) (15-77, 8:07) |
| Browns | 4 | 2:52  | T.Benjamin 50 yd. pass from J.Manziel (T.Coons kick) (7-80, 3:50)        |

### TEAM STATISTICS

|                                  | TEN           | CLE           |
|----------------------------------|---------------|---------------|
| <b>FIRST DOWNS:</b>              | 21            | 13            |
| <b>TIME OF POSSESSION:</b>       | 35:11         | 24:49         |
| <b>TOTAL NET YARDS: (Ru/Pa):</b> | 385 (166/219) | 274 (111/163) |
| <b>SACKS/Yards</b>               | 2-14          | 7-38          |
| <b>PUNTS/Average:</b>            | 6-49.7        | 6-53.2        |
| <b>PENALTIES/Yards:</b>          | 9-85          | 4-40          |
| <b>FUMBLES/LOST:</b>             | 4/3           | 2/0           |

### INDIVIDUAL STATISTICS

**PASSING:** CLE: J. Manziel 8-15-172 (2 TD); TEN: M. Mariota 21-37-257 (2 TD).  
**RUSHING:** CLE: I. Crowell 15-72 (TD), D. Johnson 12-43, J. Manziel 3-1; TEN: D. McCuller 10-98, B. Sankey 12-42, M. Mariota 3-19, T. West 3-10, J. Fowler 1-3, H. Douglas 1-6.  
**RECEIVING:** CLE: T. Benjamin 3-115 (2 TD); A. Hawkins 3-43, G. Barnidge 1-17, T. Gabriel 1-43; TEN: A. Fasano 5-84 (TD), C. Coffman 4-42, D. McCuller 4-26, J. Hunter 2-34, K. Wright 2-17, J. Fowler 1-19, D. Green-Beckham 1-13, C. Stevens 1-13, H. Douglas 1-0.  
**INTERCEPTIONS:** CLE: None; TEN: None.  
**SACKS:** CLE: A. Bryant 2.5-12.5, J. Hughes 1.5-8, J. Meder 1-6, K. Williams 1-8, P. Kruger 0.5-2, D. Whitner 0.5-1.5; TEN: D. Morgan 1-4, W. Woodyard 1-10.  
**PUNTING:** CLE: A. Lee 6-319 (53.2); TEN: B. Kern 6-298 (49.7).  
**PUNT RETURNS:** CLE: T. Benjamin 6-154 (25.7); TEN: D. McCuller 4-41 (10.3).  
**KICKOFF RETURNS:** CLE: S. Draughn 1-31; TEN: None.  
**MISSSED FIELD GOALS:** CLE: None; TEN: None.

### CLEVELAND TENNESSEE

| WR | T.Benjamin | RE   | R.Starks   | WR | H.Douglas  | DE  | D.Jones      |
|----|------------|--|------------|----|------------|-----|--------------|
| LT | J.Thomas   | NT   | D.Shelton  | LT | J.Hunter   | NT  | A.Woods      |
| LG | J.Bitonio  | LE <td>D.Bryant</td> <td>LT</td> <td>T.Lewan</td> <td>DT</td> <td>J.Casey</td> | D.Bryant   | LT | T.Lewan    | DT  | J.Casey      |
| C  | A.Mack     | OLB  | B.Kruger   | LG | B.Bell     | OLB | D.Morgan     |
| RG | J.Greco    | OLB  | B.Mingo    | C  | B.Schwenke | ILB | D.Smith      |
| RT | M.Schwartz | DB   | K.Williams | RG | C.Warmack  | ILB | A.Williamson |
| TE | J.Dray     | MIKE   | K.Dansby   | RT | J.Poutasi  | OLB | B.Orakpo     |
| WR | A.Hawkins  | RCB  | T.Williams | TE | A.Fasano   | CB  | P.Cook       |
| QB | J.Manziel  | LCB  | J.Haden    | QB | M.Mariota  | SS  | D.Searcy     |
| RB | I.Crowell  | SS   | D.Whitner  | WR | K.Wright   | FS  | M.Griffin    |
| FB | G.Barnidge | FS   | T.Gipson   | RB | B.Sankey   | CB  | C.Sensabaug  |

STAFF

PLAYERS

2015 SEASON

HISTORY

RECORDS

GAME DAY

# 2015 GAME SUMMARIES

STAFF PLAYERS HISTORY RECORDS GAME DAY



## RAIDERS 27 BROWNS 20



Sept. 27, 2015

FirstEnergy Stadium, Cleveland, Ohio

A second-half Cleveland comeback fell short as the Browns lost to the Oakland Raiders, 27-20, at FirstEnergy Stadium. The Raiders opened the game with a 13-play, 72-yard drive that ended with Oakland's first points of the game as K Sebastian Janikowski split the uprights from 23 yards away. Oakland extended their lead to 10-0 with 12:13 to play in the second quarter when QB Derek Carr threw a 3-yard TD pass to WR Andre Holmes. On the ensuing drive, the Browns got on the scoreboard when K Travis Coons converted on a 24-yard FG attempt to cap a 13-play, 74-yard drive with 1:44 to play in the first half. The Raiders responded by driving 70 yards in five plays to score on a 13-yard TD pass from Carr to WR Seth Roberts with 18 seconds remaining in the half. Oakland extended its lead to 17 points on its first drive of the third quarter when Janikowski kicked a 35-yard field goal. Cleveland responded with a 13-play, 80-yard scoring drive as QB Josh McCown completed a 28-yard TD pass to TE Gary Barnidge with 3:32 to play in the third quarter. The Raiders scored on their second play of the fourth quarter on a 6-yard rush by RB Latavius Murray who rushed for a total of 139 yards on the day. Coons brought the Browns to within 14 points of the Raiders when he converted on a 41-yard field goal with 10:57 to play in the game. The Cleveland defense forced a turnover on the next drive when LB Chris Kirksey stripped Raiders WR Amari Cooper on Oakland's 44-yard line. LD John Hughes recovered the fumble on the play. The Browns made good on the takeover when McCown threw a 4-yard TD pass to WR Travis Benjamin with 6:28 to play in regulation, making the score 27-20. The Cleveland defense stopped Oakland's offensive unit twice in the fourth quarter to preserve the Raiders' lead at seven points. After an Oakland punt was downed on the Browns' 2-yard line, Cleveland drove down into the Raiders' territory before S Charles Woodson picked off a McCown pass at the 12-yard line to seal the Oakland victory. McCown completed 28 passes for 341 yards and two TDs on the day, while Barnidge led Cleveland in receiving with six receptions for 105 yards and a TD.

| Team      | 1 | 2  | 3 | 4  | Final |
|-----------|---|----|---|----|-------|
| Oakland   | 3 | 14 | 3 | 7  | 27    |
| Cleveland | 0 | 3  | 7 | 10 | 20    |

### SCORING SUMMARY

| Team      | Q     | Time   | Play |
|-----------|-------|--|------|
| Raiders 1 | 8:33  | S.Janikowski 23 yd. Field Goal (13-72, 6:27) 3 0                   |      |
| Raiders 2 | 6:46  | A.Holmes 3 yd. pass from D.Carr (S.Janikowski kick) (11-80, 5:27)  |      |
| Browns 2  | 1:44  | T.Coons 24 yd. Field Goal (13-74, 5:02) 10 3                       |      |
| Raiders 2 | 0:18  | S.Roberts 13 yd. pass from D.Carr (S.Janikowski kick) (5-70, 1:26) |      |
| Raiders 3 | 9:25  | S.Janikowski 35 yd. Field Goal (9-76, 3:59) 20 3                   |      |
| Browns 3  | 3:32  | G.Barnidge 28 yd. pass from J.McCown (T.Coons kick) (13-80, 5:53)  |      |
| Raiders 4 | 14:30 | L.Murray 6 yd. run (S.Janikowski kick) (7-80, 4:02) 27 10          |      |
| Browns 4  | 10:57 | T.Coons 41 yd. Field Goal (9-57, 3:33) 27 1                        |      |
| Browns 4  | 6:28  | T.Benjamin 4 yd. pass from J.McCown (T.Coons kick) (6-44, 1:58)    |      |

### TEAM STATISTICS

|                           | OAK           | CLE          |
|---------------------------|---------------|--------------|
| FIRST DOWNS:              | 19            | 21           |
| TIME OF POSSESSION:       | 32:29         | 27:31        |
| TOTAL NET YARDS: (Ru/Pa): | 469 (155/314) | 355 (39/316) |
| SACKS/Yards               | 5-25          | 0-0          |
| PUNTS/Average:            | 4-39.3        | 4-52.8       |
| PENALTIES/Yards:          | 12-85         | 6-50         |
| FUMBLES/LOST:             | 1/1           | 2/1          |

### INDIVIDUAL STATISTICS

**PASSING:** CLE: J. McCown 28-49-341 (2 TD, 1 INT); OAK: D. Carr 20-32-314 (2 TD).  
**RUSHING:** CLE: I. Crowell 10-36, D. Johnson 4-3; OAK: L. Murray 26-139 (TD), T. Jones 2-16, M. Reece 1-1, D. Carr 1(-1).  
**RECEIVING:** CLE: G. Barnidge 6-105 (TD), D. Johnson 6-32, B. Hartline 5-96, T. Benjamin 4-45 (TD), T. Gabriel 3-28, A. Hawkins 2-18, M. Moore 1-15, S. Draughn 1-2; OAK: A. Cooper 8-134, M. Crabtree 4-36, S. Roberts 3-56 (TD), M. Reece 1-55, R. Helu 1-12, L. Murray 1-10, L. Smith 1-8, A. Holmes 1-3 (TD).  
**INTERCEPTIONS:** CLE: None; OAK: C. Woodson 1-0.  
**SACKS:** CLE: None; OAK: K. Mack 2-11, N. Ball 1-6, M. Smith 1-5, R. Armstrong 1-3.  
**PUNTING:** CLE: A. Lee 4-211 (52.8); OAK: B. Kern 4-157 (39.3).  
**PUNT RETURNS:** CLE: T. Benjamin 3-9 (3.0); OAK: A. Cooper 2-0 (0.0), T. Carrie 1-6 (6.0).  
**KICKOFF RETURNS:** CLE: S. Draughn 1-19 (19.0); OAK: T. Jones 2-60 (30.0).  
**MISSED FIELD GOALS:** CLE: None; OAK: None.

| CLEVELAND     |                  |               | OAKLAND       |  |  |
|---------------|------------------|---------------|---------------|--|--|
| WR T.Benjamin | RE R.Starks      | WR M.Crabtree | DE J.Tuck     |  |  |
| LT J.Thomas   | NT D.Shelton     | LT D.Penn     | DT D.Williams |  |  |
| LG J.Bitonio  | LE J.Hughes      | LG G.Jackson  | NT S.McGee    |  |  |
| C A.Mack      | OLB P.Kruger     | C R.Hudson    | DE K.Mack     |  |  |
| RT J.Greco    | MIKE K.Dansby    | RT J.Webb     | OLB A.Smith   |  |  |
| RG M.Schwartz | WILL C.Robertson | RA A.Howard   | MI/BC/Lofton  |  |  |
| TE J.Dray     | OLB A.Bryant     | WR A.Cooper   | OLB M.Smith   |  |  |
| WR A.Hawkins  | RCB T.Williams   | TE L.Smith    | CB D.Hayden   |  |  |
| QB J.McCown   | LCB T.Haden      | QB D.Carr     | CB N.Worley   |  |  |
| RB I.Crowell  | FS T.Gipson      | RB L.Murray   | S C.Woodson   |  |  |
| FB M.Johnson  | SS D.Whitner     | FB M.Reece    | S T.Carrie    |  |  |



## CHARGERS 30 BROWNS 27



Oct. 4, 2015

Qualcomm Stadium, San Diego, Calif.

The Browns came up short against the Chargers at Qualcomm Stadium despite QB Josh McCown's second consecutive 300-yard passing game, as San Diego kicked a field goal in time expired to secure a 30-27 win. The Browns got on the scoreboard first after K Travis Coons converted on a 36-yard field goal attempt, capping an 11-play, 64-yard drive with 4:12 to play in the first quarter. The Chargers responded on the next drive when QB Philip Rivers completed a 28-yard TD pass to WR Keenan Allen to put San Diego up, 7-3, with 48 seconds left in the first half. Cleveland took back the lead, 10-7, four plays later when McCown found RB Duke Johnson for a 34-yard TD pass at the start of the second quarter. Chargers K Josh Lambo tied the game with 10:37 to play in the first half when he split the uprights from 46 yards away, and took the lead for San Diego, 13-10, when he converted on a 45-yard attempt inside two minutes remaining in the second quarter. The Browns tied the score at 13-13 when Coons made a 28-yard field goal with three seconds left in the first half. Coons then converted on a 33-yard attempt with 5:54 to play in the third quarter to give the lead back to Cleveland, 16-13. The Chargers responded by driving 81 yards in three plays, scoring on a 19-yard TD pass from Rivers to TE Ladarius Green. Cleveland got back within one point, 20-19, with 9:57 to play in the fourth quarter as Coons hit a 40-yard field goal, marking his sixth of the day. On the ensuing drive, San Diego extended its lead to eight points, 27-19, as Rivers found TE John Phillips for a 1-yard TD. The Browns drove 67 yards in 10 plays before McCown found TE Gary Barnidge for a 1-yard TD catch with 2:09 to play in regulation. Down two points after the score, Cleveland tied the game, 27-27, with a two-point conversion on a 2-yard pass from McCown to WR Taylor Gabriel. San Diego drove 57 yards in eight plays on the game's final series to set up the game-winning Lambo field goal from 34 yards away, sealing the victory. McCown completed 32 of 41 attempts on the day for 356 yards and two TDs, while Duke Johnson led Cleveland in receiving with nine receptions for 85 yards.

| Team      | 1 | 2  | 3 | 4  | Final |
|-----------|---|----|---|----|-------|
| Cleveland | 3 | 10 | 3 | 4  | 27    |
| San Diego | 7 | 6  | 7 | 10 | 30    |

### SCORING SUMMARY

| Team       | Q     | Time  | Play |
|------------|-------|---|------|
| Browns 1   | 4:12  | T.Coons 36 yd. Field Goal (11-64, 6:24)                           |      |
| Chargers 2 | 0:48  | K.Allen 28 yd. pass from P.Rivers (J.Lambo kick) (8-80, 3:24)     |      |
| Browns 2   | 14:10 | D.Johnson 34 yd. pass from J.McCown (T.Coons kick) (4-80, 1:38)   |      |
| Chargers 2 | 10:37 | J.Lambo 46 yd. Field Goal (9-56, 3:33)                            |      |
| Chargers 2 | 1:36  | J.Lambo 45 yd. Field Goal (10-60, 1:59)                           |      |
| Browns 2   | 0:03  | T.Coons 28 yd. Field Goal (9-70, 1:33)                            |      |
| Browns 3   | 5:54  | T.Coons 33 yd. Field Goal (9-68, 5:25)                            |      |
| Chargers 3 | 4:23  | L.Green 19 yd. pass from P.Rivers (J.Lambo kick) (3-81, 1:31)     |      |
| Browns 4   | 9:27  | T.Coons 40 yd. Field Goal (9-40, 5:03)                            |      |
| Chargers 4 | 7:26  | J.Phillips 1 yd. pass from P.Rivers (J.Lambo kick) (5-74, 2:31)   |      |
| Browns 4   | 2:09  | G.Barnidge 1 yd. pass from J.McCown (J.Gabriel pass) (0:67, 5:17) |      |
| Chargers 4 | 0:00  | J.Lambo 34 yd. Field Goal (8-57, 2:09)                            |      |

### TEAM STATISTICS

|                           | CLE           | SD           |
|---------------------------|---------------|--------------|
| FIRST DOWNS:              | 20            | 23           |
| TIME OF POSSESSION:       | 34:19         | 25:41        |
| TOTAL NET YARDS: (Ru/Pa): | 432 (100/332) | 438 (91/347) |
| SACKS/Yards               | 1-11          | 4-24         |
| PUNTS/Average:            | 4-48.0        | 5-37.2       |
| PENALTIES/Yards:          | 12-91         | 6-31         |
| FUMBLES/LOST:             | 1/1           | 0/0          |

### INDIVIDUAL STATISTICS

**PASSING:** CLE: J. McCown 32-41-356 (2 TD), SD: P. Rivers 23-38-358 (3 TD).  
**RUSHING:** CLE: I. Crowell 12-63, D. Johnson 8-31, S. Draughn 1-6; SD: D. Woodhead 8-54, M. Gordon 12-38, P. Rivers 1(-1).  
**RECEIVING:** CLE: D. Johnson 9-85 (TD), T. Benjamin 6-79, G. Barnidge 6-75 (TD), T. Gabriel 4-22, I. Crowell 3-62, A. Hawkins 2-27, B. Hartline 1-7, S. Draughn 1(-1); SD: D. Woodhead 4-84, K. Allen 4-72 (TD), L. Green 4-53 (TD), S. Johnson 4-32, D. Inman 3-88, M. Gordon 2-8, M. Floyd 1-20, J. Phillips 1(-1) (TD).  
**INTERCEPTIONS:** CLE: None; SD: None.  
**SACKS:** CLE: C. Kirksey 1-4, X. Cooper 1-3; SD: J. Attaochu 2-13, M. Ingram 1-5, E. Weddle 0-5-4.  
**PUNTING:** CLE: A. Lee 4-192 (48.0); SD: M. Scifres 5-186 (37.2).  
**PUNT RETURNS:** CLE: T. Benjamin 2-41 (20.5); SD: K. Allen 1-5.  
**KICKOFF RETURNS:** CLE: J. Gilbert 3-110 (36.7); SD: B. Oliver 4-107 (26.8), J. Phillips 1-5 (5.0).  
**MISSED FIELD GOALS:** CLE: None; SD: None.

| CLEVELAND     |                |                | SAN DIEGO      |  |  |
|---------------|----------------|----------------|----------------|--|--|
| WR A.Hawkins  | RE R.Starks    | WR K.Allen     | NT R.Mathews   |  |  |
| LT J.Thomas   | NT D.Shelton   | LT C.Hariston  | DT C.Liugat    |  |  |
| LG J.Bitonio  | LE J.Hughes    | LG K.Wiggins   | OLB M.Ingram   |  |  |
| C A.Mack      | OLB P.Kruger   | C T.Robinson   | ILB M.Te'o     |  |  |
| RG J.Greco    | MIKE K.Dansby  | RG D.Fluker    | ILB D.Butte    |  |  |
| RT M.Schwartz | WILL C.Kirksey | RT J.Barksdale | OLB J.Attaochu |  |  |
| TE G.Barnidge | OLB A.Bryant   | TE J.Phillips  | CB S.Williams  |  |  |
| WR T.Benjamin | RCB T.Williams | WR S.Johnson   | LCB B.Flowers  |  |  |
| WR T.Gabriel  | LCB P.Desir    | WR M.Floyd     | RCB P.Robinson |  |  |
| QB J.McCown   | FS T.Gipson    | QB P.Rivers    | SS J.Wilson    |  |  |
| RB D.Johnson  | SS D.Whitner   | RB M.Gordon    | FS E.Weddle    |  |  |



# BROWNS 33 RAVENS 30



Oct. 11, 2015

M&T Bank Stadium, Baltimore, Md.

Cleveland defeated Baltimore, 33-30, in overtime at M&T Bank Stadium to mark the Browns' first win in a division opener since 2004. QB Josh McCown led the Browns to the victory and 505 yards of total offense after throwing for a career-high 457 yards and two scores through the air and one on the ground. Baltimore got on the board first in the first quarter when QB Joe Flacco ran for a 1-yard TD. The Browns responded with a 10-play, 55-yard drive, capped by a 43-yard K Travis Coons field goal. The Ravens jumped out to a 14-3 lead on the ensuing drive when Flacco found FB Kyle Juszczyk for an 8-yard TD. Cleveland shrank the Baltimore lead to eight points in the second quarter as Coons hit a 43-yard field goal with 2:42 to play. Coons notched his third field goal of the first half when he converted a 37-yard attempt as time expired to make the score 14-9 going into halftime. The Ravens lengthened their lead to 12 on their first possession of the second half when Flacco rushed for his second TD of the day. McCown capped a 13-play, 75-yard drive when he ran in a score of his own from 10 yards out with 1:06 to play in the third quarter. Cleveland then took the lead for the first time in the game, 22-21, as McCown found TE Gary Barnidge for an 18-yard score that involved Barnidge securing the passes with his feet. The Ravens took back the lead, 27-22, with 5:56 to play in regulation after RB Justin Forsett found the end zone from one yard out. With just over three minutes to play, McCown found RB Isaiah Crowell for a 22-yard catch-and-run for a TD. The Browns then converted the two-point conversion on a two-yard completion from McCown to WR Andrew Hawkins to make the score 30-27. The Ravens tied the game with under a minute in regulation after a 23-yard K Justin Tucker field goal capped a 75-yard, 11-play drive. The Cleveland defense held the Ravens to a three-and-out on their first and only possession of overtime, before the Browns' offense drove 51 yards in 12 plays to set up Coons' 32-yard game-winning field goal. Barnidge led the Browns with eight receptions for 139 yards and a TD, while Coons kicked four field goals for the second consecutive week.

| Team      | 1  | 2 | 3  | 4 | OT | Final |
|-----------|----|---|----|---|----|-------|
| Cleveland | 3  | 6 | 14 | 3 | 3  | 33    |
| Baltimore | 14 | 0 | 7  | 9 | 0  | 30    |

### SCORING SUMMARY

| Team   | Q | Time  | Play  |
|--------|---|-------|---|
| Ravens | 1 | 8:30  | J.Flacco 1 yd. run (J.Tucker kick) (8-61, 3:14)                           |
| Browns | 1 | 3:11  | T.Coons 43 yd. Field Goal (10-55, 5:19)                                   |
| Ravens | 1 | 0:16  | K.Juszczyk 8 yd. pass from J.Flacco (J.Tucker kick) (6-73, 2:55)          |
| Browns | 2 | 4:05  | T.Coons 43 yd. Field Goal (6-36, 2:42)                                    |
| Browns | 2 | 0:00  | T.Coons 37 yd. Field Goal (7-40, 1:03)                                    |
| Ravens | 3 | 7:47  | J.Flacco 1 yd. run (J.Tucker kick) (9-90, 4:26)                           |
| Browns | 3 | 1:06  | J.McCown 10 yd. run (T.Coons kick) (13-75, 6:41) \                        |
| Browns | 4 | 12:23 | G.Barnidge 18 yd. pass from J.McCown (pass failed)(4-79, 1:42)            |
| Browns | 4 | 5:56  | J.Forsett 1 yd. run (pass failed)(7-43, 2:50) 22:37                       |
| Ravens | 4 | 3:03  | I.Crowell 22 yd. pass from J.McCown (J.McCown A.Hawkins pass)(6:00, 2:53) |
| Ravens | 4 | 0:25  | J.Tucker 23 yd. Field Goal (11-51, 2:38)                                  |
| Browns | 5 | 6:43  | T.Coons 32 yd. Field Goal (12-51, 7:11)                                   |

### TEAM STATISTICS

|                           | CLE          | BAL           |
|---------------------------|--------------|---------------|
| FIRST DOWNS:              | 25           | 22            |
| TIME OF POSSESSION:       | 39:16        | 29:01         |
| TOTAL NET YARDS: (Ru/Pa): | 505 (83/422) | 377 (181/196) |
| SACKS/Yards               | 1-14         | 4-35          |
| PUNTS/Average:            | 4-43.4       | 6-49.5        |
| PENALTIES/Yards:          | 9-74         | 12-98         |
| FUMBLES/LOST:             | 0/0          | 0/0           |

### INDIVIDUAL STATISTICS

**PASSING:** CLE: J. McCown 36-51-457 (2 TD); BAL: J. Flacco 19-35-210 (TD).  
**RUSHING:** CLE: I. Crowell 13-49, D. Johnson 9-22, J. McCown 3-12 (TD); BAL: J. Forsett 21-121 (TD), J. Allen 8-58, J. Flacco 2-2 (TD).  
**RECEIVING:** CLE: G. Barnidge 8-139 (TD), A. Hawkins 7-49, T. Benjamin 6-83, D. Johnson 6-55, T. Gabriel 4-71, I. Crowell 2-38 (TD), J. Dray 1-7, R. Housler 1-6, B. Hartline 1-5; BAL: K. Aiken 4-78, J. Forsett 4-49, K. Juszczyk 3-31 (TD), N. Boyle 3-27, J. Ross 2-24, D. Waller 1-1, M. Brown 1-0, M. Williams 1-0.  
**INTERCEPTIONS:** CLE: None; BAL: None.  
**SACKS:** CLE: A. Bryant 1-14; BAL: L. Guy 2-15, T. Jernigan 1-11, B. Williams 1-9.  
**PUNTING:** CLE: A. Lee 5-217 (43.4); BAL: S. Koch 6-297 (49.5).  
**PUNT RETURNS:** CLE: T. Benjamin 2-21 (10); BAL: J. Ross 2-21 (10.5), J. Webb 1-9 (9.0).  
**KICKOFF RETURNS:** CLE: J. Gilbert 1-15 (15.0); BAL: J. Ross 5-136 (27.2), K. Juszczyk 1-7 (7.0).  
**MISSSED FIELD GOALS:** CLE: None; BAL: J. Tucker 1-51.

| CLEVELAND |              |      |            | BALTIMORE |            |     |            |
|-----------|--------------|------|------------|-----------|------------|-----|------------|
| WR        | A.Hawkins    | RE   | R.Starks   | LWR       | M.Brown    | DT  | C.Davis    |
| LT        | J.Thomas     | NT   | D.Shelton  | RWR       | K.Aiken    | NT  | B.Williams |
| LG        | J.Bitionio   | LE   | D.Bryant   | LE        | D.Monroe   | DE  | L.Guy      |
| C         | A.Mack       | OLB  | P.Kruger   | LG        | K.Osemele  | OLB | E.Dumervil |
| RG        | J.Greco      | MIKE | K.Dansby   | C         | J.Zuttath  | ILB | C.Mosley   |
| RT        | M.Schwartz   | WILL | C.Kirksey  | RG        | M.Yanda    | ILB | D.Smith    |
| TE        | G.Barnidge   | OLB  | N.Orchard  | RT        | R.Wagner   | SAM | C.Upshaw   |
| TE        | J.Dray       | RCB  | T.Williams | TE        | M.Williams | LCB | L.Webb     |
| QB        | J.T.Benjamin | LCB  | P.Desir    | WR        | D.Waller   | SS  | W.Hill     |
| QB        | J.McCown     | DB   | K.Williams | QB        | J.Flacco   | FS  | K.Lewis    |
| RB        | D.Johnson    | SS   | D.Whitner  | RB        | J.Forsett  | RCB | J.Smith    |



# BRONCOS 26 BROWNS 23



Oct. 18, 2015

FirstEnergy Stadium; Cleveland, Ohio

The Denver Broncos defeated the Browns 26-23 in overtime at FirstEnergy Stadium with QB Peyton Manning sealing the game in overtime with a 34-yard field goal. Cleveland obtained the lead late in the game after scoring 16 fourth-quarter points and not allowing an offensive touchdown until eight minutes remaining in the game. The Browns played in back-to-back overtime games for the first time since 2002. LB Karlos Dansby recorded the first of his two interceptions of the day on Denver's first offensive possession of the game. Following a turnover on downs by Cleveland, McCown put the Broncos on the scoreboard first with a 29-yard field goal with 2:53 remaining in the first quarter. On the ensuing Browns drive, QB Josh McCown was intercepted by Broncos CB Aqib Talib who returned it 63 yards for a touchdown, which sent the Broncos into halftime with a 10-0 lead. The Browns received the ball after the half and marched down the field on an 8-play, 74-yard scoring drive, capped by TE Gary Barnidge's 11-yard touchdown reception from McCown. Barnidge joined Pro Football Hall of Famer Ozzie Newsome as the only Browns tight ends to record a receiving touchdown in four consecutive games. The Broncos extended their lead, 13-7, late in the third quarter on 25-yard McCown field goal and then added another field goal early in the fourth to go up, 16-7. Cleveland responded with an 80-yard drive, which was finished off with another Barnidge touchdown catch. Barnidge's two touchdown receptions marked a career-high. The Browns took the lead, 20-16, on the following Denver series when Dansby intercepted Broncos QB Peyton Manning for the second time and returned it 55 yards for a touchdown. On Denver's first play following the interception, Manning found Broncos WR Emmanuel Sanders down the sideline for a 75-yard touchdown, giving Denver back the lead, 23-20. For the second week in a row, McCown led the offense on a game-tying fourth quarter drive, which was finished off with a 26-yard field goal by K Travis Coons. Entering overtime, Denver won the toss and received the ball first, but Cleveland's LB Barkevious Mingo intercepted Manning 36 seconds into the extra frame. The Browns were unable to capitalize on the turnover and were forced to punt the ball away. Following the punt, Manning led Denver on a 13-play, 72-yard scoring drive, which ended with McCown kicking a 34-yard field goal, his fourth of the game, for the win.

| Team      | 1 | 2 | 3 | 4  | OT | Final |
|-----------|---|---|---|----|----|-------|
| Denver    | 3 | 7 | 3 | 10 | 3  | 26    |
| Cleveland | 0 | 0 | 7 | 16 | 0  | 23    |

### SCORING SUMMARY

| Team    | Q | Time  | Play  |
|---------|---|-------|---|
| Browns  | 1 | 2:52  | B.McCown 29 yd. Field Goal (15-58, 7:18)                          |
| Broncos | 2 | 11:07 | A.Talib 63 yd. interception return (B.McCown kick)                |
| Browns  | 3 | 14:01 | G.Barnidge 11 yd. pass from J.McCown (T.Coons kick) (8-74, 3:53)  |
| Broncos | 3 | 2:06  | B.McCown 25 yd. Field Goal (6-34, 2:43)                           |
| Broncos | 4 | 13:33 | B.McCown 39 yd. Field Goal (8-51, 3:07)                           |
| Browns  | 4 | 9:16  | G.Barnidge 14 yd. pass from J.McCown (T.Coons kick) (8-80, 4:17)  |
| Browns  | 4 | 8:07  | K.Dansby 35 yd. interception return (pass failed)                 |
| Broncos | 4 | 7:53  | E.Sanders 75 yd. pass from P.Manning (B.McCown kick) (1-75, 0:14) |
| Browns  | 4 | 1:30  | T.Coons 26 yd. Field Goal (10-52, 3:21)                           |
| Broncos | 5 | 4:56  | B.McCown 34 yd. Field Goal (13-72, 6:42)                          |

### TEAM STATISTICS

|                           | CLE           | DEN           |
|---------------------------|---------------|---------------|
| FIRST DOWNS:              | 20            | 21            |
| TIME OF POSSESSION:       | 33:20         | 36:44         |
| TOTAL NET YARDS: (Ru/Pa): | 298 (109/189) | 442 (152/290) |
| SACKS/Yards               | 4-24          | 0-0           |
| PUNTS/Average:            | 7-46.0        | 7-45.6        |
| PENALTIES/Yards:          | 6-30          | 8-81          |
| FUMBLES/LOST:             | 1/0           | 1/1           |

### INDIVIDUAL STATISTICS

**PASSING:** CLE: J. McCown 20-39-213 (2 TD, 2 INT); DEN: P. Manning 26-48-290 (2 TD, 3 INT).  
**RUSHING:** CLE: I. Crowell 11-32, R. Turbin 10-32, D. Johnson 9-38, J. McCown 3-12; DEN: R. Hillman 20-111, C. Anderson 13-41.  
**RECEIVING:** CLE: T. Benjamin 9-117, G. Barnidge 3-29 (2 TD), D. Johnson 3-18, I. Crowell 2-9, A. Hawkins 1-25, T. Gabriel 1-5, M. Johnson 1-0; DEN: D. Thomas 10-111, E. Sanders 4-109, C. Anderson 4-25, R. Hillman 3-4, O. Daniels 2-24, A. Caldwell 2-18, J. Norwood 1-4 (1).  
**INTERCEPTIONS:** CLE: K. Dansby (2 TD), B. Mingo; DEN: A. Talib (TD), D. Burton.  
**SACKS:** CLE: None; DEN: S. Barrett 1-5, B. Marshall 1-10, M. Jackson 1-8, A. Smith 0-5-1.  
**PUNTING:** CLE: A. Lee 7-322 (46.0); DEN: B. Colquitt 7-319 (45.6).  
**PUNT RETURNS:** CLE: T. Benjamin 3-34 (11.3); DEN: E. Sanders 2-19 (9.5), J. Norwood 1-0 (0).  
**KICKOFF RETURNS:** CLE: J. Gilbert 2-56 (28.0), S. Draughn 2-29 (14.5); DEN: O. Bolden 5-95 (19.0), K. Bibbs 1-15 (15.0).  
**MISSSED FIELD GOALS:** CLE: None; DEN: B. McCann 1-51.

| CLEVELAND |  |      |  | DENVER |   |     |             |
|-----------|--|------|--|--------|---|-----|-------------|
| WR        | A.Hawkins  | RE   | R.Starks   | LWRD   | Thomas                                    | DE  | D. Wolfe    |
| LT        | J.Thomas <td>NT</td> <td>D.Shelton <td>LT</td> <td>R.Harris <td>NT</td> <td>S.Williams </td></td></td> | NT   | D.Shelton <td>LT</td> <td>R.Harris <td>NT</td> <td>S.Williams </td></td>   | LT     | R.Harris <td>NT</td> <td>S.Williams </td> | NT  | S.Williams  |
| LG        | J.Bitionio <td>LE</td> <td>D.Bryant <td>LG</td> <td>E.Stubbs <td>DE</td> <td>M.Jackson</td> </td></td> | LE   | D.Bryant <td>LG</td> <td>E.Stubbs <td>DE</td> <td>M.Jackson</td> </td>     | LG     | E.Stubbs <td>DE</td> <td>M.Jackson</td>   | DE  | M.Jackson   |
| C         | A.Mack   | OLB  | P.Kruger   | C      | M.Paradis                                 | SLB | V.Miller    |
| RG        | J.Greco  | MIKE | K.Dansby <td>RG</td> <td>L.Vasquez</td> <td>WLB</td> <td>S.Barrett</td>    | RG     | L.Vasquez                                 | WLB | S.Barrett   |
| RT        | M.Schwartz   | WILL | C.Kirksey <td>RT</td> <td>M.Schofield</td> <td>ILB</td> <td>Marshall</td>  | RT     | M.Schofield                               | ILB | Marshall    |
| TE        | G.Barnidge   | OLB  | N.Orchard <td>TE</td> <td>O.Daniels</td> <td>ILB</td> <td>D.Trevathan</td> | TE     | O.Daniels                                 | ILB | D.Trevathan |
| TE        | J.Dray   | RCB  | T.Williams <td>WR</td> <td>E.Sanders</td> <td>LCB</td> <td>A.Talib</td>    | WR     | E.Sanders                                 | LCB | A.Talib     |
| QB        | J.McCown   | LCB  | P.Desir <td>RB</td> <td>C.Anderson</td> <td>RCB</td> <td>C.Harris</td>     | RB     | C.Anderson                                | RCB | C.Harris    |
| RB        | R.Crowell  | FS   | J.Poyer <td>QB</td> <td>P.Manning <td>SS</td> <td>T.Ward</td> </td>        | QB     | P.Manning <td>SS</td> <td>T.Ward</td>     | SS  | T.Ward      |
| FB        | M.Johnson  | SS   | D.Whitner <td>TE</td> <td>V.Green <td>FS</td> <td>D.Stewart</td> </td>     | TE     | V.Green <td>FS</td> <td>D.Stewart</td>    | FS  | D.Stewart   |

STAFF

PLAYERS

2015 SEASON

HISTORY

RECORDS

GAME DAY

# 2015 GAME SUMMARIES

## RAMS 24 BROWNS 6

Oct. 25, 2015

Edward Jones Dome, St. Louis, Mo.



The Browns fell to the St. Louis Rams at the Edward Jones Dome, 24-6, behind Rams RB Todd Gurley's 128 rushing yards and two touchdowns. The Rams found the endzone first as CB Jamoris Jenkins jarred the ball loose on a WR Taylor Gabriel screen play. S Rodney McLeod recovered the fumble, returning it for a 20-yard TD. On the ensuing Cleveland possession, QB Josh McCown was sacked by DE Williams Hayes who stripped the ball from McCown. LB Akeem Ayers recovered the ball for the Rams at the Cleveland 25-yard line with 9:15 left in the first quarter. The Browns defense held the Rams to a field goal after the turnover, as Rams K Greg Zuerlein kicked a 39-yard field goal to raise St. Louis' lead to 10-0. Cleveland's offense responded as McCown orchestrated a 14-play, 73-yard scoring drive capped by a K Travis Coons 25-yard field goal in the second quarter. The teams traded punts for the remaining 14 minutes in the second quarter, but the Browns did create a turnover mid-way through the second when DB Donte Whitner forced a TE Jared Cook fumble, with DB Jordan Poyer recovering the ball at the Browns' 16-yard line. Cleveland got off to a fast start to begin the second half as McCown found TE Gary Barnidge for 27 yards and RB Robert Turbin found an opening for a 22-yard run. Three plays after the Turbin rush, Coons connected on a season-long 44-yard field goal to bring the Browns within four points, with the score at 10-6. St. Louis lengthened its lead late in the third quarter, 17-6, when Gurley ran for a 1-yard TD after QB Nick Foles found WR Kenny Britt for a 41-yard gain. The score reached, 24-6 when Gurley added his second touchdown of the game with 8:18 remaining in the fourth quarter. Barnidge finished the game with six receptions for 101 yards. He joined Ozzie Newsome, Kellen Winslow and Milt Morin as the only Browns tight ends to record three 100-yard receiving games in a season.

| Team      | 1  | 2 | 3 | 4 | Final |
|-----------|----|---|---|---|-------|
| Cleveland | 0  | 3 | 3 | 0 | 6     |
| St. Louis | 10 | 0 | 7 | 7 | 24    |

### SCORING SUMMARY

| Team   | Q | Time  | Play   |
|--------|---|-------|--|
| Rams   | 1 | 11:59 | R.McLeod 20 yd. fumble return (G.Zuerlein kick)    |
| Rams   | 1 | 7:33  | G.Zuerlein 39 yd. Field Goal (4-4, 1:42)           |
| Browns | 2 | 14:05 | T.Coons 25 yd. Field Goal (14-73, 8:28)            |
| Browns | 3 | 11:45 | T.Coons 44 yd. Field Goal (6-54, 3:15)             |
| Rams   | 3 | 2:14  | T.Gurley 1 yd. run (G.Zuerlein kick) (4-88, 1:55)  |
| Rams   | 4 | 8:11  | T.Gurley 16 yd. run (G.Zuerlein kick) (7-56, 4:06) |

### TEAM STATISTICS

| FIRST DOWNS:              | CLE          | STL           |
|---------------------------|--------------|---------------|
| TIME OF POSSESSION:       | 35:33        | 24:27         |
| TOTAL NET YARDS: (Ru/Pa): | 364 (82/282) | 308 (158/150) |
| SACKS/Yards               | 2-13         | 4-15          |
| PUNTS/Average:            | 5-45.4       | 5-48.8        |
| PENALTIES/Yards:          | 11-98        | 9-75          |
| FUMBLES/LOST:             | 4/4          | 1/1           |

### INDIVIDUAL STATISTICS

**PASSING: CLE:** J. McCown 26-32-270, J. Manziel 4-5-27; **STL:** N.Foles 15-23-163  
**RUSHING: CLE:** I. Crowell 8-9, D. Johnson 6-17, R. Turbin 5-30, J. McCown 4-21, J. Manziel 1-5; **STL:** T. Gurley 19-128 (2 TD), B. Cunningham 4-11, N. Foles 1-(-1), T. Austin 1-21  
**RECEIVING: CLE:** D. Johnson 7-73, G. Barnidge 6-101, T. Benjamin 4-47, T. Gabriel 4-15, B. Hartline 3-22, A. Hawkins 2-11, D. Ray 2-10, R. Turbin 2-8; **STL:** T. Austin 4-43, T. Gurley 4-35, J. Cook 2-19, B. Cunningham 2-13, K. Britt 1-41, S. Bailey 1-8, C. Harkey 1-4  
**INTERCEPTIONS: CLE:** none; **STL:** none  
**SACKS: CLE:** D. Bryant 1-4, R. Starks 1-9; **STL:** W. Hayes 2-7, A. Donald 1-0, E. Westbrook 1-8  
**PUNTING: CLE:** A. Lee 5-227 (45.4); **STL:** J. Hekker 5-244 (48.8)  
**PUNT RETURNS: CLE:** T. Benjamin 2-4 (2.0); **STL:** T. Austin 2-15 (7.5)  
**KICKOFF RETURNS: CLE:** J. Gilbert 1-21 (21.0); **STL:** S. Bailey 1-28 (28.0), B. Cunningham 1-27 (27.0)  
**MISSSED FIELD GOALS: CLE:** None; **STL:** G. Zuerlein 2-63.35.

### CLEVELAND

|               |                |                 |                 |
|---------------|----------------|-----------------|-----------------|
| WR A.Hawkins  | RE R.Starks    | WR K.Britt      | RE W.Hayes      |
| LT J.Thomas   | NT D.Shelton   | TE C.Cook       | LDT A. Donald   |
| LG J.Bitonio  | LE D.Bryant    | LT G. Robinson  | RTD M.Brockers  |
| C.A.Mack      | OLB P.Kruger   | LG J.Brown      | RDE R.Quinn     |
| RG J.Greco    | MIKE K.Dansby  | C.T.Barnes      | MLB J.Launaitis |
| RT M.Schwartz | WILL C.Girkey  | RG G.Reynolds   | LLB M.Barron    |
| TE G.Barnidge | OLB N.Orchard  | RT R.Havenstein | RB A.Ayers      |
| WR T.Benjamin | RCB T.Williams | WR S.Bailey     | LCB T.Johnson   |
| QB J.McCown   | LCB P.Desir    | WR T.Austin     | RCB J.Jenkins   |
| RB I.Crowell  | FS J.Poyer     | QB N.Foles      | FS R.McLeod     |
| TE J.Dray     | SS D.Whitner   | RB T.Gurley     | SS T.McDonald   |

### ST. LOUIS

## CARDINALS 34 BROWNS 20

Nov. 1, 2015

FirstEnergy Stadium, Cleveland, Ohio



The Browns fell to the Cardinals despite a first-half lead, as Arizona scored 24 second-half points and came away victorious, 34-20 at FirstEnergy Stadium. The Cardinals scored on their opening possession when QB Carson Palmer found TE Troy Niklas for an 11-yard TD. On the Cardinals next possession LB Karlos Dansby forced a RB Chris Johnson fumble, which was recovered by LB Armony Bryant and returned 34 yards to the Arizona 9-yard line. Three plays later, QB Josh McCown found WR Brian Hartline in the back of the endzone to tie the game, 7-7, with 2:45 remaining in the first quarter. The Browns defense forced an Arizona punt on the ensuing drive. McCown took over from there and drove the team on 66 yards in six plays, capping the drive with a 3-yard TD snag by TE Gary Barnidge. After forcing another punt, Cleveland's offense picked up where they left off the two previous drives and found its way to the endzone as McCown connected with Hartline from two yards out on third and goal to extend the Browns lead to 20-7 with five minutes remaining in the half. Arizona K Chandler Catanzaro added a 37-yard field goal as time expired in the first half to bring the score to 20-10. The Cardinals began the second half scoring on their first possession as Palmer hit WR Michael Floyd for a 60-yard TD pass. Arizona scored on their next offensive possession as well, after Palmer hit WR Jason Brown for 39 yards to bring the team down to the Cleveland 9-yard line. Three plays later, Palmer connected with Niklas for his second touchdown of the day from a yard out, which put the Cardinals ahead 24-20. The Cardinals then opened the fourth quarter by Palmer capping an 80-yard drive by connecting with WR Larry Fitzgerald from six yards out for his fourth touchdown pass of the game. Catanzaro added a field goal late in the fourth with 2:20 remaining to bring the score to 34-20. Throughout the game, the Browns forced four turnovers (three fumbles, one INT).

| Team      | 1 | 2  | 3  | 4  | Final |
|-----------|---|----|----|----|-------|
| Cleveland | 7 | 13 | 0  | 0  | 20    |
| Arizona   | 7 | 3  | 14 | 10 | 34    |

### SCORING SUMMARY

| Team      | Q | Time  | Play   |
|-----------|---|-------|--|
| Cardinals | 1 | 7:59  | T.Niklas 11 yd. pass from C.Palmer (C.Catanzaro kick) (11-82, 7:01)    |
| Browns    | 1 | 2:41  | B.Hartline 10 yd. pass from J.McCown (T.Coons kick) (3-9, 0:55)        |
| Browns    | 2 | 14:58 | G.Barnidge 3 yd. pass from J.McCown (T.Coons kick) (6-66, 2:05)        |
| Browns    | 2 | 4:46  | B.Hartline 2 yd. pass from J.McCown (kick failed, wr) (14-72, 7:32)    |
| Cardinals | 2 | 0:06  | C.Catanzaro 37 yd. Field Goal (4-31, 0:24)                             |
| Cardinals | 3 | 11:40 | M.Floyd 60 yd. pass from C.Palmer (C.Catanzaro kick) (4-71, 2:04)      |
| Cardinals | 3 | 7:25  | T.Niklas 1 yd. pass from C.Palmer (C.Catanzaro kick) (4-48, 1:50)      |
| Cardinals | 4 | 9:12  | L.Fitzgerald 6 yd. pass from C.Palmer (C.Catanzaro kick) (12-80, 5:20) |
| Cardinals | 4 | 2:36  | C.Catanzaro 35 yd. Field Goal (12-43, 5:17)                            |

### TEAM STATISTICS

| FIRST DOWNS:              | CLE          | ARI           |
|---------------------------|--------------|---------------|
| TIME OF POSSESSION:       | 25:37        | 34:23         |
| TOTAL NET YARDS: (Ru/Pa): | 254 (39/215) | 491 (119/372) |
| SACKS/Yards               | 1-2          | 1-8           |
| PUNTS/Average:            | 6-49.8       | 2-50.0        |
| PENALTIES/Yards:          | 7-35         | 5-25          |
| FUMBLES/LOST:             | 3/1          | 4/3           |

### INDIVIDUAL STATISTICS

**PASSING: CLE:** J. McCown 18-34-211 (3 TD, 1 INT), J. Manziel 3-6-12; **ARI:** C. Palmer 23-38-374 (4 TD, 1 INT)  
**RUSHING: CLE:** I. Crowell 10-14, J. McCown 5-18, R. Turbin 3-2, D. Johnson 1-3, J. Manziel 1-1; **ARI:** C. Johnson 30-109, C. Palmer 3-6, A. Ellington 3-0, D. Johnson 1-4, J. Nelson 1-0  
**RECEIVING: CLE:** G. Barnidge 7-53 (1 TD), B. Hartline 4-32 (2 TD), T. Gabriel 4-32, T. Benjamin 3-26, D. Johnson 2-68, I. Crowell 1-12; **ARI:** L. Fitzgerald 9-84 (1 TD), M. Floyd 4-106 (1 TD), J. Nelson 3-70, D. Johnson 2-44, J. Gresham 2-19, T. Niklas 2-12 (2 TD), J.A. Brown 1-39  
**INTERCEPTIONS: CLE:** T. Gipson 1-0; **ARI:** R. Johnson 1-0  
**SACKS: CLE:** D. Bryant 1-2; **ARI:** D. Freeman 1-8  
**PUNTING: CLE:** A. Lee 6-299 (49.8); **ARI:** D. Butler 2-100 (50.0)  
**PUNT RETURNS: CLE:** T. Benjamin 2-4 (2.0); **ARI:** T. Austin 2-15 (7.5)  
**KICKOFF RETURNS: CLE:** J. Gilbert 1-21 (21.0); **STL:** S. Bailey 1-28 (28.0), B. Cunningham 1-27 (27.0)  
**MISSSED FIELD GOALS: CLE:** None; **STL:** G. Zuerlein 2-63.35.

### CLEVELAND

|               |                  |                 |                |
|---------------|------------------|-----------------|----------------|
| WR B.Hartline | RE R.Stark       | WR L.Fitzgerald | RT C.Campbell  |
| LT J.Thomas   | NT D.Shelton     | LT J.Weldher    | NT R.Gunter    |
| LG J.Bitonio  | LE D.Bryant      | LG M.Iupati     | DT F.Rucker    |
| C.A.Mack      | OLB PKruiger     | C.L.Serdinien   | SAF L.Woodley  |
| RG J.Greco    | MIKE K.Dansby    | RG J.Cooper     | SLB D.Bucannon |
| RT M.Schwartz | WILL C.Robertson | RT B.Massie     | ILB K.Minter   |
| TE G.Barnidge | OLB N.Orchard    | TE T.Niklas     | WILL M.Golden  |
| WR T.Benjamin | RCB T.Williams   | WR J.Nelson     | LCB P.Peterson |
| QB J.McCown   | LCB J.Haden      | QB C.Palmer     | RCB J.Bethel   |
| RB I.Crowell  | FS T.Gipson      | RB C.Roberson   | SS R.Johnson   |
| FB M.Johnson  | SS D.Whitner     | TE J.Gresham    | FS T.Mathieu   |



# BENGALS 31 BROWNS 10



Nov. 5, 2015

Paul Brown Stadium, Cincinnati, Ohio

The Cincinnati Bengals defeated the Browns 31-10, in a Thursday night primetime matchup. The Bengals struck first as QB Andy Dalton found TE Tyler Eifert for the score to cap a 10-play, 63-yard scoring drive on their first offensive possession. Cleveland would answer with a score of their own, as QB Johnny Manziel converted five first downs leading to a K Travis Coons 27-yard field goal, which ended the first quarter, 7-3. Late in the second quarter, Dalton drove the Bengals 80 yards and again found Eifert for the score to go to 14-3 with 4:42 remaining in the first half. The Cleveland offense answered as Manziel led the Browns on a 10-play, 92-yard scoring drive, finished off by a 12-yard TD pass to RB Duke Johnson Jr. The 92-yard series marked the longest scoring drive of the season for the Browns. Cincinnati took a knee to end the half with a 14-10 lead. Manziel finished the first half 11-18 for 128 yards and 1 TD. After the Johnson Jr. score, the Bengals rattled off 17 unanswered points in the second half. K Mike Nugent kicked a 28-yard field goal with 4:09 remaining in the third quarter to extend the Bengals lead to seven. Cincinnati scored three plays into the fourth quarter on a 25-yard reverse to WR Mohamed Sanu. On the next offensive possession Dalton found Eifert for his third score of the night to put the Bengals up 31-10 with 7:48 remaining in the game. WR Marlon Moore notched the Browns' first blocked punt of the year in the fourth quarter. Moore's block on Bengals P Kevin Huber set up a first down for the Browns offense at the Cincinnati 37-yard line. Manziel converted two first downs, hooking up with WR Dwayne Bowe for 16 yards and 11 yards, respectively, before the unit turned the ball over on downs with under a minute remaining in the game. Manziel completed 15 of 33 attempts for 168 yards and a TD, while he rushed four times for 31 yards.

| Team       | 1 | 2 | 3 | 4  | Final |
|------------|---|---|---|----|-------|
| Cleveland  | 3 | 7 | 0 | 10 | 10    |
| Cincinnati | 7 | 7 | 3 | 14 | 31    |

### SCORING SUMMARY

| Team    | Q | Time  | Play   |
|---------|---|-------|--|
| Bengals | 1 | 7:08  | T.Eifert 9 yd. pass from A.Dalton (M.Nugent kick) (10-63, 5:13)      |
| Browns  | 1 | 0:06  | T.Coons 27 yd. Field Goal (14-71, 7:02)                              |
| Bengals | 2 | 4:34  | T.Eifert 2 yd. pass from A.Dalton (M.Nugent kick) (14-80, 6:42)      |
| Browns  | 2 | 0:19  | D.Johnson Jr 12 yd. pass from J.Manziel (T.Coons kick) (10-92, 4:15) |
| Bengals | 3 | 4:05  | M.Nugent 28 yd. Field Goal (9-39, 4:57)                              |
| Bengals | 4 | 13:26 | M.Sanu 25 yd. run (M.Nugent kick) (8-91, 4:31)                       |
| Bengals | 4 | 7:43  | T.Eifert 19 yd. pass from A.Dalton (M.Nugent kick) (8-58, 3:55)      |

### TEAM STATISTICS

|                           | CLE          | CIN           |
|---------------------------|--------------|---------------|
| FIRST DOWNS:              | 23           | 23            |
| TIME OF POSSESSION:       | 23:57        | 36:03         |
| TOTAL NET YARDS: (Ru/Pa): | 213 (69/144) | 371 (152/219) |
| SACKS/Yards               | 2-15         | 3-39          |
| PUNTS/Average:            | 6-45.7       | 3-26.3        |
| PENALTIES/Yards:          | 4-28         | 2-20          |
| FUMBLES/LOST:             | 0/0          | 0/0           |

### INDIVIDUAL STATISTICS

**PASSING:** CLE: J. Manziel 15-33-168 (1 TD); CIN: A. Dalton 21-27-234 (3 TD)  
**RUSHING:** CLE: I. Crowell 10-38; J. Manziel 4-31, D. Johnson 3-40; CIN: J. Hill 15-52, G. Bernard 13-72, A. Dalton 6-5, A. McCarron 2-4(2), M. Sanu 1-25 (1 TD).  
**RECEIVING:** CLE: D. Bowe 3-31, I. Crowell 3-26, T. Benjamin 3-22, D. Johnson Jr. 2-38, G. Barnidge 2-35, J. Dray 1-13, T. Gabriel 1-3; CIN: M. Jones 5-78, T. Eifert 5-53, A. Green 4-53, M. Sanu 3-25, G. Bernard 1-14, R. Burkhead 1-7, B. Tate 1-4.  
**INTERCEPTIONS:** CLE: none; CIN: none  
**SACKS:** CLE: D. Bryant 1-7, P. Kruger 1-8; CIN: C. Dunlap 2-16, G. Atkins 1-8.  
**PUNTING:** CLE: A. Lee 6-274 (45.7); CIN: K. Huber 3-79 (26.3)  
**PUNT RETURNS:** CLE: T. Benjamin 1-0 (0.0); CIN: B. Tate 2-4, A. Jones 1-5  
**KICKOFF RETURNS:** CLE: J. Gilbert 1-13 (13.0), M. Moore 1-29 (29.0); CIN: A. Jones 1-13 (13.0)  
**MISSED FIELD GOALS:** CLE: None; CIN: None

| CLEVELAND  |             |      | CINCINNATI   |   |              |                       |                |
|--|-------------|------|--------------|---|--------------|-----------------------|----------------|
| WR   | T. Gabriel  | RE   | R. Stark     | WR  | A. Green     | RE                    | C. Dunlap      |
| LT <td>J. Thomas</td> <td>NT</td> <td>D. Shelton</td> <td>LT <td>A. Whitworth</td> <td>NT</td> <td>D. Peko</td> </td>          | J. Thomas   | NT   | D. Shelton   | LT <td>A. Whitworth</td> <td>NT</td> <td>D. Peko</td> | A. Whitworth | NT                    | D. Peko        |
| LG <td>J. Bitonio</td> <td>LE</td> <td>D. Bryant</td> <td>LG <td>C. Boling</td> <td>DT <td>G. Atkins</td> </td></td>           | J. Bitonio  | LE   | D. Bryant    | LG <td>C. Boling</td> <td>DT <td>G. Atkins</td> </td> | C. Boling    | DT <td>G. Atkins</td> | G. Atkins      |
| C <td>A. Mack</td> <td>OLB</td> <td>P. Kruger</td> <td>C <td>R. Bodine</td> <td>RDE</td> <td>M. Johnson</td> </td>             | A. Mack     | OLB  | P. Kruger    | C <td>R. Bodine</td> <td>RDE</td> <td>M. Johnson</td> | R. Bodine    | RDE                   | M. Johnson     |
| RG <td>J. Greco</td> <td>MIKE</td> <td>K. Dansby</td> <td>RG <td>K. Zeitler</td> <td>SLB</td> <td>A. Hawk</td> </td>           | J. Greco    | MIKE | K. Dansby    | RG <td>K. Zeitler</td> <td>SLB</td> <td>A. Hawk</td>  | K. Zeitler   | SLB                   | A. Hawk        |
| RT <td>M. Schwartz</td> <td>WILL</td> <td>C. Robertson</td> <td>RT <td>E. Winston</td> <td>MLB</td> <td>V. Rey</td> </td>      | M. Schwartz | WILL | C. Robertson | RT <td>E. Winston</td> <td>MLB</td> <td>V. Rey</td>   | E. Winston   | MLB                   | V. Rey         |
| TE <td>J. Dray</td> <td>OLB</td> <td>N. Orchard</td> <td>TE</td> <td>T. Eifert</td> <td>WLB</td> <td>V. Burfield</td>          | J. Dray     | OLB  | N. Orchard   | TE  | T. Eifert    | WLB                   | V. Burfield    |
| WR <td>T. Benjamin</td> <td>RCB</td> <td>T. Williams</td> <td>H-B</td> <td>R. Hewitt</td> <td>LCB</td> <td>D. Fitzpatrick</td> | T. Benjamin | RCB  | T. Williams  | H-B   | R. Hewitt    | LCB                   | D. Fitzpatrick |
| QB <td>J. Manziel</td> <td>LCB</td> <td>P. Desir</td> <td>WR <td>M. Jones</td> <td>RCB</td> <td>A. Jones</td> </td>            | J. Manziel  | LCB  | P. Desir     | WR <td>M. Jones</td> <td>RCB</td> <td>A. Jones</td>   | M. Jones     | RCB                   | A. Jones       |
| RB <td>I. Crowell</td> <td>FS</td> <td>T. Gipson</td> <td>QB</td> <td>A. Dalton</td> <td>SS</td> <td>G. Iloka</td>             | I. Crowell  | FS   | T. Gipson    | QB  | A. Dalton    | SS                    | G. Iloka       |
| FB   | M. Johnson  | SS   | I. Campbell  | HB  | J. Hill      | FS                    | R. Nelson      |



# STEELERS 30 BROWNS 9



Nov. 15, 2015

Heinz Field, Pittsburgh, Pa.

In his fifth career start, QB Johnny Manziel completed 33 of 45 passes for 372 yards, one TD and one INT, as the Browns fell to the Pittsburgh Steelers, 30-9, at Heinz Field in Pittsburgh. After a Browns' fumble on their first possession, Pittsburgh scored first as Steelers K Chris Boswell kicked a 24-yard field goal. Cleveland responded after the turnover and the team answered back with a K Travis Coons field goal from 23 yards out to tie the game, 3-3, with 8:06 remaining in the first quarter. The Cleveland scoring drive was highlighted by a 61-yard completion to WR Travis Brown on third-and-9. It marked the longest play from scrimmage on the season for the Browns and Benjamin's second reception of 60 yards or more for the year. Entering Pittsburgh's third offensive possession, QB Ben Roethlisberger replaced QB Landry Jones who suffered an ankle injury on the previous Steelers' possession. Roethlisberger led the Steelers on a 9-play 64-yard scoring drive, capped off by another Boswell field goal from 34 yards out, giving Pittsburgh a 6-3 lead with 4:45 remaining in the first quarter. Roethlisberger led the Steelers to two second-quarter touchdowns, hooking up with WR Antonio Brown for a 4-yard TD and WR Martavius Bryant for a 34-yard TD, which put the Steelers up 21-3 at the half. Boswell added his third field goal of the game, a 25-yarder, to extend Pittsburgh's lead, 24-3 with 8:33 remaining in the third quarter. On the next two offensive possessions the teams traded interceptions as Manziel was picked off by Mike Mitchell at the goal-line, and three plays later Roethlisberger was intercepted by DB Jordan Poyer at the Pittsburgh 23-yard line and returned 12 yards to the Steelers 11-yard line. It was Poyer's first career interception. The offense took advantage of the turnover and Manziel connected with TE Gary Barnidge two plays later on a 7-yard fade route to the corner of the endzone, which brought Cleveland within two scores, 24-9 with 12:28 remaining in the game. Roethlisberger responded on the ensuing drive and sealed the game for the Steelers as he connected with Brown for a 56-yard TD.

| Team       | 1 | 2  | 3 | 4 | Final |
|------------|---|----|---|---|-------|
| Cleveland  | 3 | 0  | 0 | 6 | 9     |
| Pittsburgh | 6 | 15 | 3 | 6 | 30    |

### SCORING SUMMARY

| Team     | Q | Time  | Play  |
|----------|---|-------|---|
| Steelers | 1 | 10:59 | C.Boswell 24 yd. Field Goal (4-6, 1:27)   |
| Browns   | 1 | 0:06  | T.Coons 23 yd. Field Goal (7-67, 2:53)  |
| Steelers | 1 | 4:25  | C.Boswell 34 yd. Field Goal (9-64, 3:21)  |
| Steelers | 2 | 3:27  | A.Brown 4yd pass from B.Roethlisberger (B.Roethlisberger-A.Brown pass) (8-92, 3:49) |
| Steelers | 2 | 0:37  | M.Bryant 32 yd. pass from B.Roethlisberger (C.Boswell kick) (2-47, 0:28)            |
| Steelers | 3 | 8:33  | C.Boswell 25 yd. Field Goal (6-80, 1:38)  |
| Browns   | 4 | 12:28 | G.Barnidge 7 yd. pass from J.Manziel (kick failed, wr) (2-11, 0:46)                 |
| Steelers | 4 | 9:07  | A.Brown 56 yd. pass from B.Roethlisberger (kick failed, hb) (7-80, 3:21)            |

### TEAM STATISTICS

|                           | CLE           | PIT          |
|---------------------------|---------------|--------------|
| FIRST DOWNS:              | 20            | 22           |
| TIME OF POSSESSION:       | 32:43         | 27:17        |
| TOTAL NET YARDS: (Ru/Pa): | 342 (153/227) | 459 (60/399) |
| SACKS/Yards               | 1-3           | 6-45         |
| PUNTS/Average:            | 6-40.0        | 1-42.0       |
| PENALTIES/Yards:          | 12-188        | 5-50         |
| FUMBLES/LOST:             | 2/2           | 3/1          |

### INDIVIDUAL STATISTICS

**PASSING:** CLE: J. Manziel 33-45-372 (1 TD, 1 INT); PIT: B. Roethlisberger 22-33 379 (3 TD, 1 INT), L. Jones 3-4-23.  
**RUSHING:** CLE: I. Crowell 6-5; D. Johnson 4-10, J. Manziel 3-17, T. Benjamin 1-4(7); PIT: De. Williams 17-54, J. Todman 2-8, B. Roethlisberger 2-(2).  
**RECEIVING:** CLE: T. Benjamin 7-113, A. Hawkins 7-69, B. Hartline 6-77, G. Barnidge 6-65 (1 TD); D. Johnson Jr. 4-18, T. Gabriel 2-6, I. Crowell 1-4; PIT: A. Brown 10-139 (2 TD), M. Bryant 6-178 (1 TD), H. Miller 4-40, M. Wheaton 2-18, De. Williams 1-15, R. Nix 1-10, J.James 1-2.  
**INTERCEPTIONS:** CLE: J. Poyer 1-12; PIT: M. Mitchell 1-9.  
**SACKS:** CLE: C. Kirksey 1-3; PIT: L. Timmons 1-10, R. Shazier 1-9, S. Tuitt 1-8, Team 1-8, C. Heyward 1-3, A. Moats 0.5-3.5, Jar. Jones 0.5-3.5.  
**PUNTING:** CLE: A. Lee 4-160 (40.0); PIT: J. Berry 1-42 (42.0)  
**PUNT RETURNS:** CLE: none; PIT: Ja. Jones 1-0.  
**KICKOFF RETURNS:** CLE: D. Johnson Jr. 2-52 (26.0), M. Moore 2-48 (24.0); CIN: none; Jones 1-13 (13.0)  
**MISSED FIELD GOALS:** CLE: None; CIN: None

| CLEVELAND  |             |      | PITTSBURGH   |  |               |      |             |
|--|-------------|------|--------------|--|---------------|------|-------------|
| WR   | A.Hawkins   | RE   | R.Starks     | WR   | A.Brown       | RE   | C.Heyward   |
| LT <td>J. Thomas</td> <td>NT</td> <td>D. Shelton</td> <td>LT <td>A. Villanueva</td> <td>NT</td> <td>S. McLendon</td> </td>     | J. Thomas   | NT   | D. Shelton   | LT <td>A. Villanueva</td> <td>NT</td> <td>S. McLendon</td> | A. Villanueva | NT   | S. McLendon |
| LG <td>C. Erving</td> <td>LE</td> <td>D. Bryant</td> <td>LG <td>R. Foster</td> <td>RDE</td> <td>S. Tuitt</td> </td>            | C. Erving   | LE   | D. Bryant    | LG <td>R. Foster</td> <td>RDE</td> <td>S. Tuitt</td>       | R. Foster     | RDE  | S. Tuitt    |
| C <td>A. Mack</td> <td>OLB</td> <td>P. Kruger</td> <td>C <td>C. Wallace</td> <td>LOB</td> <td>A. Moats</td> </td>              | A. Mack     | OLB  | P. Kruger    | C <td>C. Wallace</td> <td>LOB</td> <td>A. Moats</td>       | C. Wallace    | LOB  | A. Moats    |
| RG <td>J. Greco</td> <td>MIKE</td> <td>K. Dansby</td> <td>RG</td> <td>D. DeCastro</td> <td>LILB</td> <td>R. Shazier</td>       | J. Greco    | MIKE | K. Dansby    | RG   | D. DeCastro   | LILB | R. Shazier  |
| RT <td>M. Schwartz</td> <td>WILL</td> <td>C. Robertson</td> <td>RT <td>M. Gilbert</td> <td>RILB</td> <td>L. Timmons</td> </td> | M. Schwartz | WILL | C. Robertson | RT <td>M. Gilbert</td> <td>RILB</td> <td>L. Timmons</td>   | M. Gilbert    | RILB | L. Timmons  |
| TE <td>G. Barnidge</td> <td>OLB</td> <td>N. Orchard</td> <td>TE <td>H. Miller</td> <td>ROLB</td> <td>Jar. Jones</td> </td>     | G. Barnidge | OLB  | N. Orchard   | TE <td>H. Miller</td> <td>ROLB</td> <td>Jar. Jones</td>    | H. Miller     | ROLB | Jar. Jones  |
| WR <td>T. Benjamin</td> <td>RCB</td> <td>T. Williams</td> <td>RB</td> <td>De. Williams</td> <td>LCB</td> <td>A. Blake</td>     | T. Benjamin | RCB  | T. Williams  | RB   | De. Williams  | LCB  | A. Blake    |
| QB <td>J. Manziel</td> <td>LCB</td> <td>P. Desir</td> <td>FB <td>R. Nix</td> <td>FS</td> <td>M. Mitchell</td> </td>            | J. Manziel  | LCB  | P. Desir     | FB <td>R. Nix</td> <td>FS</td> <td>M. Mitchell</td>        | R. Nix        | FS   | M. Mitchell |
| RB <td>I. Crowell</td> <td>FS</td> <td>T. Gipson</td> <td>QB <td>L. Jones</td> <td>SS</td> <td>W. Allen</td> </td>             | I. Crowell  | FS   | T. Gipson    | QB <td>L. Jones</td> <td>SS</td> <td>W. Allen</td>         | L. Jones      | SS   | W. Allen    |
| FB <td>M. Johnson</td> <td>SS</td> <td>J. Poyer</td> <td>TE <td>J. James</td> <td>RCB</td> <td>W. Gay</td> </td>               | M. Johnson  | SS   | J. Poyer     | TE <td>J. James</td> <td>RCB</td> <td>W. Gay</td>          | J. James      | RCB  | W. Gay      |

# 2015 GAME SUMMARIES



## RAVENS 33 BROWNS 27



Nov. 30, 2015  
FirstEnergy Stadium; Cleveland, Ohio

Despite tying the game with under two minutes to play and having the ball in the final seconds, the Browns fell to Baltimore as Ravens DE Brent Urban blocked a potential 51-yard game-winning field goal attempt by Browns K Travis Coons as time expired. Ravens SS Will Hill III returned the blocked attempt 64 yards to give the Ravens a 33-27 victory. The Ravens struck first in the contest on another special teams play when WR Kaelin Clay returned Browns P Andy Lee's punt 82 yards for a TD, putting the Ravens up 7-0 with 9:54 to play in the first quarter. Ravens K Justin Tucker also added a 49-yard field goal in the first quarter, and after one period of play the Ravens led, 10-0. The Browns answered with a Coons field goal in the second quarter to pull within a score at 10-3. Three plays later, Ravens QB Matt Schaub found RB Javorius Allen for a 13-yard TD to extend the lead, 17-3. The Browns answered with a 9-play, 69-yard scoring drive, possessing the ball for 10:24, when QB Josh McCown scrambled out of the pocket and found WR Marlon Moore for a 10-yard score. On Cleveland's next possession, with 2:38 remaining in the half, the team was able to add a Coons field goal from 21 yards out to go into halftime with the score 17-13. Three plays into Baltimore's first second-half possession Schaub was intercepted by Browns LB Karlos Dansby, who returned the INT 52 yards for the score, giving Cleveland its first lead, 20-17. Baltimore answered and re-took the lead, 24-20, on their next possession as Schaub found Ravens WR Kamar Aiken for a 15-yard TD reception to cap a 12-play, 80-yard scoring drive. The Ravens stretched their lead to seven, 27-20, entering the fourth quarter as Schaub orchestrated a 17-play, 82-yard scoring drive capped by a 35-yard Tucker field goal. Following the field goal, McCown left the game with a shoulder injury and was replaced by QB Austin Davis. With 4:20 remaining in the game, Davis drove the Browns 71 yards in 2:33 and tied the game after he hit WR Travis Benjamin for a 42-yard touchdown grab. The Browns had an opportunity to win the game when Schaub was intercepted for the second time by DB Tramon Williams with 56 seconds left to play. Cleveland advanced the ball to the Baltimore 33-yard line, ultimately setting up the Coons field goal attempt and final play of the game.

| Team      | 1  | 2  | 3 | 4 | Final |
|-----------|----|----|---|---|-------|
| Cleveland | 0  | 13 | 7 | 7 | 27    |
| Baltimore | 10 | 7  | 7 | 9 | 33    |

### SCORING SUMMARY

| Team   | Q | Time  | Play  |
|--------|---|-------|---|
| Ravens | 1 | 9:54  | K.Clay 82 yd. punt return (J.Tucker kick)                       |
| Ravens | 1 | 4:22  | J.Tucker 49 yd. Field Goal (7-39, 3:11)                         |
| Browns | 2 | 11:27 | T.Coons 31 yd. Field Goal (14-67, 7:55)                         |
| Ravens | 2 | 9:58  | J.Allen 13 yd. pass from M.Schaub (J.Tucker kick) (3-60, 1:29)  |
| Browns | 2 | 4:36  | M.Moore 10 yd. pass from J.McCown (T.Coons kick) (9-69, 5:22)   |
| Browns | 2 | 0:03  | T.Coons 21 yd. Field Goal (9-58, 2:35)                          |
| Browns | 3 | 12:16 | K.Dansby 52 yd. interception return (T.Coons kick)              |
| Ravens | 3 | 5:30  | K.Aiken 15 yd. pass from M.Schaub (J.Tucker kick) (12-80, 6:46) |
| Ravens | 4 | 9:05  | J.Tucker 35 yd. Field Goal (17-82, 8:07)                        |
| Browns | 4 | 1:47  | T.Benjamin 42 yd. pass from A.Davis (T.Coons kick) (6-71, 2:33) |
| Ravens | 4 | 0:00  | W.Hill 64 yd. return of blocked field goal (run failed)         |

### TEAM STATISTICS

|                           | CLE          | BAL           |
|---------------------------|--------------|---------------|
| FIRST DOWNS:              | 21           | 16            |
| TIME OF POSSESSION:       | 30:30        | 29:30         |
| TOTAL NET YARDS: (Ru/Pa): | 338 (63/275) | 336 (104/232) |
| SACKS/Yards:              | 0/0          | 2/14          |
| PUNTS/Average:            | 6-47.2       | 4-42.8        |
| PENALTIES/Yards:          | 2-15         | 7-50          |
| FUMBLES/LOST:             | 0/0          | 0/0           |

### INDIVIDUAL STATISTICS

**PASSING:** CLE: J. McCown 21-28 (21 TD), A. Davis 7-10 77 (1 TD); BAL: M. Schaub 20-34 232 (2 TD, 2 INT).  
**RUSHING:** CLE: I. Crowell 7-7, D. Johnson 7-7, J. McCown 2-12, T. Benjamin 1-10, A. Davis 1-7; BAL: J. Allen 12-55, T. West 7-37, M. Schaub 3-10, C. Givens 1-2.  
**RECEIVING:** CLE: B. Hartline 8-74, G. Barnidge 7-91, T. Benjamin 6-90 (1 TD), D. Johnson Jr. 5-23, J. Moore 1-10 (1 TD); BAL: K. Aiken 6-80 (1 TD), J. Allen 4-29 (1 TD), J. Butler 3-27, C. Gilmore 3-20, K. Juszczyk 2-18, C. Givens 1-48, N. Boyle 1-10.  
**INTERCEPTIONS:** CLE: K. Dansby 1-52 (1 TD), T. Williams 1-2; BAL: none  
**SACKS:** CLE: none; BAL: E. Dumervil 1.5-10, T. Jerigan 0.5-4.  
**PUNTING:** CLE: A. Lee 6-283 (47.2); BAL: S. Koch 4-171 (42.8)  
**PUNT RETURNS:** CLE: T. Benjamin 1-12; BAL: K. Clay 4-112 (1 TD).  
**KICKOFF RETURNS:** CLE: J. Gilbert 2-78 (39.0); BAL: K. Clay 2-39 (19.5), M. Williams 1-6.  
**MISSSED FIELD GOALS:** CLE: T.Coons 1-51B; BAL: None

### CLEVELAND

|    |               |      |             |    |            |     |            |
|----|---------------|------|-------------|----|------------|-----|------------|
| WR | B.Hartline    | RE   | J.Hughes    | LB | R.Aiken    | DT  | T.Jerigan  |
| LT | J.Thomas      | NT   | D.Shelton   | WR | C.Givens   | NT  | B.Williams |
| LG | C.Erving      | LE   | D.Bryant    | LT | J.Hurst    | DE  | C.Canty    |
| C  | A.Mack        | OLB  | P.Kruger    | LG | R.Jensen   | OLB | E.Dumervil |
| RG | J.Greco       | MIKE | K.Dansby    | C  | J.Urschel  | ILB | C.Mosley   |
| RT | M.Schwartz    | WILL | C.Robertson | RG | M.Yanda    | ILB | D.Smith    |
| TE | G.Barnidge    | OLB  | N.Orchard   | RT | R.Wagner   | SLB | C.UpDown   |
| WR | T.Benjamin    | RCB  | T.Williams  | TE | C.Gilmore  | LCB | L.Webb     |
| QB | J.McCown      | LCB  | J.Gilbert   | QB | M.Schaub   | SS  | W.Hill     |
| RB | D.Johnson Jr. | FS   | T.Gipson    | FB | K.Juszczyk | FS  | K.Lewis    |
| TE | J.Dray        | SS   | D.Whitner   | RB | A.Allen    | RCB | J.Smith    |



## BENGALS 37 BROWNS 3



Dec. 6, 2015  
FirstEnergy Stadium; Cleveland, Ohio

The Cincinnati Bengals defeated the Browns, 37-3, Sunday afternoon at FirstEnergy Stadium. Bengals QB Andy Dalton snuck into the endzone from three yards out for the day's first points on the Bengals second offensive possession of the game. The score capped a 10-play, 84-yard scoring drive. The Browns had the final possession in the first quarter, but were unable to convert on a fourth and 11 from the Cincinnati 36-yard line and the Bengals took over to start the second quarter up, 7-0. Three plays later Dalton hit Bengals WR A.J. Green for a 23-yard TD. The Bengals were able to add two K Mike Nugent field goals on their next two offensive possessions to extend their lead to 20-0 with 3:14 remaining in the first half. QB Austin Davis orchestrated a 10-play, 50-yard scoring drive, which was capped off by a K. Travis Coons 47-yard field goal as time expired in the first half. The Bengals took a 20-3 into half, but the Browns would receive the second half kickoff. The Browns were able to carry their momentum from the end of the first half into the second as Davis and the offense were able to bring the team to the Cincinnati 29-yard line to set up a Coons field goal. The kick was blocked by Bengals DE Carlos Dunlap. Seven plays later, Bengals RB Jeremy Hill scored from one yard out, extending the Bengals lead, 27-3, with 7:42 remaining in the third quarter. The Browns then got the ball back again with 4:35 remaining in the third quarter as Dalton found Bengals WR Marvin Jones for a 21-yard touchdown toss. Nugent added one more field goal in the fourth quarter after a Davis fumble, which extended the Bengals lead further, 37-3.

| Team       | 1 | 2  | 3  | 4 | Final |
|------------|---|----|----|---|-------|
| Cincinnati | 7 | 13 | 14 | 3 | 37    |
| Cleveland  | 0 | 3  | 0  | 0 | 3     |

### SCORING SUMMARY

| Team    | Q | Time  | Play   |
|---------|---|-------|--|
| Bengals | 1 | 3:45  | A.Dalton 3 yd. run (M.Nugent kick) (10-84, 4:40)               |
| Bengals | 2 | 13:40 | A.Green 23 yd. pass from A.Dalton (M.Nugent kick) (3-54, 1:15) |
| Bengals | 2 | 6:24  | M.Nugent 44 yd. Field Goal (6-34, 3:43)                        |
| Bengals | 2 | 6:20  | M.Nugent 40 yd. Field Goal (4-5, 1:22)                         |
| Browns  | 2 | 0:00  | T.Coons 47 yd. Field Goal (10-50, 3:20)                        |
| Bengals | 3 | 7:42  | J.Hill 1 yd. run (M.Nugent kick) (7-62, 3:30)                  |
| Bengals | 3 | 0:42  | M.Jones 21 yd. pass from A.Dalton (M.Nugent kick) (7-62, 3:53) |
| Bengals | 4 | 5:45  | M.Nugent 20 yd. Field Goal (9-31, 5:44)                        |

### TEAM STATISTICS

|                           | CLE          | CIN           |
|---------------------------|--------------|---------------|
| FIRST DOWNS:              | 18           | 20            |
| TIME OF POSSESSION:       | 29:02        | 30:58         |
| TOTAL NET YARDS: (Ru/Pa): | 273 (68/205) | 377 (144/233) |
| SACKS/Yards:              | 1-6          | 3-25          |
| PUNTS/Average:            | 1-27.0       | 3-39.7        |
| PENALTIES/Yards:          | 7-84         | 5-55          |
| FUMBLES/LOST:             | 1/1          | 0/0           |

### INDIVIDUAL STATISTICS

**PASSING:** CLE: A. Davis 25-38 230 (1 INT); CIN: A. Dalton 14-19 220 (2 TD), A. McCarron 2-3 19.  
**RUSHING:** CLE: I. Crowell 11-62, D. Johnson 5-2, A. Davis 3-4; CIN: J. Hill 22-98 (1 TD), G. Bernard 5-26, A. Dalton 4-11, M. Sanu 1-7, R. Burkhead 1-2.  
**RECEIVING:** CLE: B. Hartline 8-83, G. Barnidge 5-59, D. Jennings 5-35, D. Johnson Jr. 4-30, M. Moore 1-14, E. Bibbs 1-7, I. Crowell 1-2; CIN: A. Green 5-128 (1 TD), M. Jones 5-55 (1 TD), T. Kroft 1-17, M. Alford 1-15, G. Bernard 1-9, R. Hewitt 1-7, R. Burkhead 1-4, C. Uzomah 1-4.  
**INTERCEPTIONS:** CLE: none; CIN: R. Nelson 1-31.  
**SACKS:** CLE: P. Kruger 1-6; CIN: C. Dunlap 1-5, D. Peko 1-10, M. Johnson 1-10.  
**PUNTING:** CLE: A. Lee 3-119 (39.7); CIN: K. Huber 1-27 (27.0).  
**PUNT RETURNS:** CLE: none; CIN: B. Tate 2-18  
**KICKOFF RETURNS:** CLE: D. Jennings 5-112 (22.4); CIN: C. Peerman 1-20 (20.0).  
**MISSSED FIELD GOALS:** CLE: T.Coons 1-47B; CIN: None

### CLEVELAND

|    |            |      |             |     |             |     |               |
|----|------------|------|-------------|-----|-------------|-----|---------------|
| WR | B.Hartline | RE   | R.Starks    | WR  | A.Green     | RE  | C.Dunlap      |
| LT | J.Thomas   | NT   | D.Shelton   | LOT | A.Whitworth | NT  | D.Peko        |
| LG | J.Bitonio  | LE   | D.Bryant    | LG  | C.Boling    | DT  | G.Atkins      |
| C  | A.Mack     | OLB  | P.Kruger    | C   | R.Bodine    | RDE | M.Johnson     |
| RG | J.Greco    | MIKE | K.Dansby    | RG  | K.Zeitler   | SLB | A.Hawk        |
| RT | M.Schwartz | WILL | C.Robertson | ROT | A.Smith     | MLB | R.Maulahaq    |
| TE | G.Barnidge | OLB  | N.Orchard   | TE  | I.Kroft     | WLB | V.Burfield    |
| WR | T.Benjamin | RCB  | T.Williams  | H-B | R.Hewitt    | LCB | D.Kirkpatrick |
| QB | A.Davis    | LCB  | C.Gaines    | WR  | M.Jones     | RCB | A.Jones       |
| RB | I.Crowell  | FS   | T.Gipson    | QB  | A.Dalton    | SS  | S.Williams    |
| TE | J.Dray     | SS   | D.Whitner   | HB  | J.Hill      | FS  | R.Nelson      |





# BROWNS 24 49ERS 10



Dec. 13, 2015

FirstEnergy Stadium, Cleveland, Ohio

Behind RB Isaiah Crowell's two touchdowns and career-high 145 rushing yards, the Cleveland Browns defeated the San Francisco 49ers, 24-10, at FirstEnergy Stadium. On the Browns second offensive possession Crowell took the first play 50 yards to the 49ers 34-yard line. Five plays later he scored from a yard out to put the Browns up, 7-0. The first quarter ended, 7-0, but seconds into the second quarter QB Johnny Manziel began to lead the offense towards 49ers territory. K Travis Coons kicked a 26-yard field goal to cap a 10-play, 56-yard scoring drive. San Francisco would add a K Phil Dawson field goal with 4:16 left in the second quarter to make to score, 10-3, going into half. On the Browns' second possession of the third quarter, Manziel completed six of seven passes and led the team on an eight-play, 78-yard scoring drive, which was finished off by a 2-yard Gary Barnidge TD reception. With the Browns leading, 17-3, Crowell added his second touchdown of the day early in the fourth quarter. He rushed for 64 yards on the drive, including a 54-yard burst and finally reached the endzone from three yards out to put the Browns up three touchdowns, 24-3. San Francisco added a final touchdown on their last offensive possession of the day when QB Blaine Gabbert hit WR Jerome Simpson for a 6-yard score. On the day, Manziel completed 21 of 31 attempts for 270 yards, 1 TD and 1 INT. The Cleveland defense totaled a season-high nine sacks in the contest, led by LB Nate Orchard and LB Armonty Bryant who each finished with two sacks. Bryant also tied for the team-high in tackles with DB Tramon Williams with seven.

| Team          | 1 | 2 | 3 | 4 | Final |
|---------------|---|---|---|---|-------|
| San Francisco | 0 | 3 | 0 | 7 | 10    |
| Cleveland     | 7 | 3 | 7 | 7 | 24    |

### SCORING SUMMARY

| Team   | Q | Time | Play   |
|--------|---|------|--|
| Browns | 1 | 5:38 | I.Crowell 1 yd. run (T.Coons kick) (6-84, 3:27)                  |
| Browns | 2 | 9:04 | T.Coons 26 yd. Field Goal (10-56, 5:52)                          |
| 49ers  | 2 | 4:12 | P.Dawson 44 yd. Field Goal (4-6, 1:30)                           |
| Browns | 3 | 0:14 | G.Barnidge 2 yd. pass from J.Manziel (T.Coons kick) (8-78,4:15)  |
| Browns | 4 | 8:48 | I.Crowell 3 yd. run (T.Coons kick) (9-91, 4:47)                  |
| 49ers  | 4 | 1:42 | J.Simpson 6 yd. pass from B.Gabbert (P.Dawson kick) (8-94, 1:40) |

### TEAM STATISTICS

|                           | CLE           | SF           |
|---------------------------|---------------|--------------|
| FIRST DOWNS:              | 28            | 15           |
| TIME OF POSSESSION:       | 37:39         | 22:21        |
| TOTAL NET YARDS: (Ru/Pa): | 481 (230/251) | 221 (71/150) |
| SACKS/Yards:              | 9-44          | 2-19         |
| PUNTS/Average:            | 3-39.7        | 7-40.9       |
| PENALTIES/Yards:          | 8-71          | 5-40         |
| FUMBLES/LOST:             | 1/0           | 3/1          |

### INDIVIDUAL STATISTICS

**PASSING:** CLE: J. Manziel 21-31 270 (1 TD, 1 INT); SF: B. Gabbert 18-28 194 (1 TD)  
**RUSHING:** CLE: I. Crowell 20-145 (2 TD), D. Johnson 13-78, J. Manziel 7-15, G. Winston 1-8; SF: S. Draughn 11-43, B. Gabbert 3-19, T. Cadet 2-6, B. Miller 1-3  
**RECEIVING:** CLE: B. Hartline 8-107, G. Barnidge 5-84 (1 TD), T. Benjamin 4-41, M. Moore 2-23, I. Crowell 1-9, D. Johnson Jr 1-6; SF: O. Patton 5-46, B. Bell 3-49, T. Cadet 2-28, A. Boldin 2-22, J. Simpson 2-20 (1 TD), T. Smith 2-17, B. Leonhardt 1-4  
**INTERCEPTIONS:** CLE: none; SF: J. Tartt 1-25  
**SACKS:** CLE: A. Bryant 2-19, N. Orchard 2-12, D. Bryant 1.5-5.5, C. Kirksey 1-3, J. Poyer 1-0, D. Whither 1-1, X. Cooper 1-0.5; SF: A. Armstead 1-8, Q. Dial 1-1  
**PUNTING:** CLE: A. Lee 3-119 (39.7); SF: B. Pimion 7-286 (40.9)  
**PUNT RETURNS:** CLE: T. Benjamin 3-11 (3.7); SF: B. Ellington 1-36 (36.0)  
**KICKOFF RETURNS:** CLE: none; SF: B. Ellington 1-21 (21.0), Q. Patton 1-35 (35.0)  
**MISSSED FIELD GOALS:** CLE: T.Coons 1-42B; SF: None

### CLEVELAND

| WR | B.Hartline   | RE   | R.Starks    | WR | A.Boldin  | RE  | I.Williams  |
|----|--------------|------|-------------|----|-----------|-----|-------------|
| LT | J.Thomas     | NT   | D.Shelton   | LT | J.Staley  | RTD | Q.Dial      |
| LG | A.Pasztor    | LE   | D.Bryant    | LG | A.Boone   | OLB | A.Brooks    |
| C  | A.Mack       | OLB  | P.Kruger    | C  | M.Martin  | ILB | N.Bowman    |
| RG | J.Greco      | MIKE | K.Dansby    | RG | A.Tiller  | ILB | G.Hodges    |
| RT | M.Schwartz   | WILL | C.Robertson | RT | E.Pears   | OLB | C.Lennonier |
| TE | G.Barnidge   | RCB  | T.Williams  | TE | B.Bell    | LCB | T.Brook     |
| WR | T.Benjamin   | LCB  | C.Gaines    | WR | T.Smith   | RCB | K.Acker     |
| QB | J.Manziel    | FS   | T.Gipson    | WR | Q.Patton  | DB  | J.Ward      |
| RB | D.Johnson Jr | SS   | D.Whither   | HB | S.Draughn | FS  | E.Reid      |
| WR | M.Moore      | DB   | K.Williams  | QB | B.Gabbert | SS  | J.Tartt     |

### SAN FRANCISCO



# SEAHAWKS 30 BROWNS 13



Dec. 20, 2015

CenturyLink Field, Seattle, Wash.

The Seattle Seahawks defeated the Cleveland Browns at CenturyLink Field, 30-13, in the Browns first trip to Seattle since 2003. The Browns started fast as QB Johnny Manziel led the team 80 yards down the field to open the game. On the 15th play of the drive, Manziel hit TE Gary Barnidge for a 7-yard TD reception. It was Barnidge's ninth of the season, tying Hall of Fame TE Ozzie Newsome for most touchdowns in a single season by a Browns tight end. The Seahawks answered back with a 14-play drive that ended with WR Doug Baldwin catching a QB Russell Wilson pass from three yards out for the score, tying the game at seven to end the first quarter. The Seahawks got the ball back a little more than a minute into the second quarter and scored again, as Wilson hooked up with Baldwin for the second time. With the Seahawks leading, 14-7, Manziel and the offense got the ball back with 9:56 remaining in the first half and drove 36 yards into field goal territory where K Travis Coons converted from 34 yards out to cut into the Seahawks' lead, 14-10. Seattle responded again to the Browns' score as Wilson led the Seahawks on a 57-yard scoring drive in 12 plays. K Steven Hauschka capped the drive with a 49-yard field goal. Hauschka added a second field goal on an untimed play at the close of the second quarter, giving the Seahawks a 20-10 lead at the half. Seattle extended its lead, 27-10, at the beginning of the fourth quarter after both teams held each other scoreless in the third. On the first play of the fourth quarter, Wilson connected with WR Tyler Lockett for a 27-yard touchdown. On the Browns' next offensive possession, Manziel completed on all five passes he threw and RB Duke Johnson Jr. rushed for a career-long 39 yard run. Coons finished the drive off with a 37-yard field goal. With 3:37 remaining in the game and the score, 27-13, Hauschka added his third field goal of the day, kicking a 30-yard field goal to extend the lead to 30-13. Manziel finished the day 19 of 32 for 161 yards, one TD and one INT. Duke Johnson Jr. led Cleveland in both rushing and receiving with 46 rushing yards on four attempts and 39 receiving yards on five catches. LB Karlis Dansby led the defense with 10 tackles and four quarterback hits.

| Team      | 1 | 2  | 3 | 4  | Final |
|-----------|---|----|---|----|-------|
| Seattle   | 7 | 13 | 0 | 10 | 30    |
| Cleveland | 7 | 3  | 0 | 3  | 13    |

### SCORING SUMMARY

| Team     | Q | Time  | Play  |
|----------|---|-------|---|
| Browns   | 1 | 8:07  | G.Barnidge 7 yd. pass from J.Manziel (T.Coons kick) (15-80, 6:53)   |
| Seahawks | 1 | 0:43  | D.Baldwin 3 yd. pass from R.Wilson (S.Hauschka kick) (14-69, 7:24)  |
| Seahawks | 2 | 9:56  | D.Baldwin 5 yd. pass from R.Wilson (S.Hauschka kick) (8-57, 3:52)   |
| Browns   | 2 | 6:31  | T.Coons 34 yd. Field Goal (8-36, 3:25)                              |
| Seahawks | 2 | 0:55  | S.Hauschka 49 yd. Field Goal (12-57, 5:36)                          |
| Seahawks | 2 | 0:00  | S.Hauschka 27 yd. Field Goal (4-64, 0:16)                           |
| Seahawks | 4 | 14:54 | T.Lockett 27 yd. pass from R.Wilson (S.Hauschka kick) (10-96, 6:00) |
| Browns   | 4 | 9:02  | T.Coons 37 yd. Field Goal (9-61, 5:52)                              |
| Seahawks | 4 | 3:34  | S.Hauschka 30 yd. Field Goal (13-68, 5:28)                          |

### TEAM STATISTICS

|                           | CLE          | SEA           |
|---------------------------|--------------|---------------|
| FIRST DOWNS:              | 15           | 28            |
| TIME OF POSSESSION:       | 25:27        | 34:33         |
| TOTAL NET YARDS: (Ru/Pa): | 230 (94/136) | 423 (182/241) |
| SACKS/Yards:              | 2-8          | 3-8           |
| PUNTS/Average:            | 3-43.0       | 1-64.0        |
| PENALTIES/Yards:          | 4-40         | 5-30          |
| FUMBLES/LOST:             | 2/0          | 0/0           |

### INDIVIDUAL STATISTICS

**PASSING:** CLE: J. Manziel 19-32 161 (1 TD, 1 INT); SEA: R. Wilson 21-30 249 (3 TD)  
**RUSHING:** CLE: I. Crowell 9-23, D. Johnson 4-46, J. Manziel 2-17, T. Benjamin 1-9, T. Pryor 1-(-1); SEA: C. Michael 16-84, B. Brown 9-43, R. Wilson 5-46, D. Coleman 5-10, T. Jackson 1(-1)  
**RECEIVING:** CLE: D. Johnson 5-39, G. Barnidge 3-29 (1 TD), T. Benjamin 3-26, I. Crowell 3-7, D. Bowie 2-22, T. Gabriel 2-18, M. Moore 1-20; SEA: J. Kearse 7-110, T. Lockett 5-55 (1 TD), D. Baldwin 4-45 (2 TD), F. Jackson 2-17, L. Wilson 2-7, C. Helfet 1-5  
**INTERCEPTIONS:** CLE: None; SEA: M. Burley 1-0  
**SACKS:** CLE: A. Bryant 1.5-8, C. Kirksey 0.5-0; SEA: M. Bennett 1-8, B. Mebane 1-8, M. Burley 1-9  
**PUNTING:** CLE: A. Lee 3-129 (43.0); SEA: J. Ryan 1-64 (64.0)  
**PUNT RETURNS:** CLE: none; SEA: T. Lockett 1-5 (5.0)  
**KICKOFF RETURNS:** CLE: R. Moster 5-159 (31.8); SEA: T. Lockett 4-91 (22.8)  
**MISSSED FIELD GOALS:** CLE: none; SEA: none

### CLEVELAND

| WR | T.Gabriel    | RE   | R.Starks    | WR | D.Baldwin | RE  | M.Bennett |
|----|--------------|------|-------------|----|-----------|-----|-----------|
| LT | J.Thomas     | NT   | D.Shelton   | LT | R.Okung   | LDT | A.Rubin   |
| LG | A.Pasztor    | LE   | D.Bryant    | LG | J.Britt   | RDT | B.Mebane  |
| C  | A.Mack       | OLB  | P.Kruger    | C  | P.Lewis   | RDE | C.Avril   |
| RG | J.Greco      | MIKE | K.Dansby    | RG | J.Sweezy  | CB  | D.Shead   |
| RT | M.Schwartz   | WILL | C.Robertson | RT | G.Gilliam | MLB | B.Wagner  |
| TE | G.Barnidge   | RCB  | T.Williams  | TE | L.Wilson  | OLB | K.Wright  |
| WR | T.Benjamin   | LCB  | C.Gaines    | QB | R.Wilson  | LCB | R.Sherman |
| QB | J.Manziel    | FS   | T.Gipson    | TE | C.Helfet  | RCB | J.Lane    |
| RB | D.Johnson Jr | SS   | D.Whither   | WR | J.Kearse  | SS  | K.McCray  |
| WR | T.Pryor      | DB   | K.Williams  | RB | D.Coleman | FS  | E.Thomas  |

### SEATTLE

STAFF

PLAYERS

2015 SEASON

HISTORY

RECORDS

GAME DAY



# CHIEFS 17 BROWNS 13



Dec. 27, 2015

Arrowhead Stadium, Kansas City, Mo.

Time in regulation ran out as the Browns drove down the field late in the fourth quarter, attempting to erase a 14-point deficit at Arrowhead Stadium against the Chiefs. The game ended with Cleveland falling to Kansas City, 17-13, despite the Browns getting down to the Chief's 18-yard line in the final seconds. Chiefs QB Alex Smith got his team on the scoreboard first on the first possession of the day. Smith hit WR Jeremy Maclin for an 11-yard touchdown to cap the opening 11-play, 65-yard scoring drive. Chiefs K Cairo Santos added a 40-yard field goal on the Chief's second offensive possession to close the first quarter with a 10-0 lead. The Browns cut the Chiefs lead to a touchdown, 10-3, after a K Travis Coons field goal with 9:02 remaining in the second quarter got the Browns on the board. Seven plays later, following the Coons field goal, rookie LB Nate Orchard recorded his first career interception after picking off a Smith pass that was intended for Chiefs TE Travis Kelce. The Browns were unable to take advantage of the turnover, as Chiefs DB Marcus Peters intercepted a QB Johnny Manziel pass two plays later. With 0:36 seconds remaining in the half the Chiefs extended their lead, 17-3, as Smith connected with Kelce for a 13-yard TD pass. Manziel started the second half running for a career-long and game-long rush of 34 yards on the first play of the third quarter. Eight plays later, RB Isaiah Crowell took a handoff from Manziel and scampered down the right end for a 10-yard touchdown run, bringing the Browns within seven with the score, 17-10. On the 9-play, 82-yard scoring drive the Browns rushed seven times for 72 yards. On their next offensive possession, the Browns orchestrated their longest drive of the season, in terms of number of plays. Cleveland rattled off 21 plays, totaling 62 yards, and capping the drive with a 36-yard Coons field goal. The 21-play series marked the most plays in a drive by an NFL team since Miami had a 21-play drive on Jan. 1, 2012. After the Cleveland defense forced a three-and-out, the Browns offense got the ball one final time trailing, 17-13, with 1:52 remaining in the game. However, the Browns were unable to score as the clock expired after Manziel hit WR Darius Jennings for a first down and 14-yard gain to move inside the Kansas City 20-yard line.

| Team        | 1  | 2 | 3 | 4 | Final |
|-------------|----|---|---|---|-------|
| Kansas City | 0  | 7 | 0 | 0 | 17    |
| Cleveland   | 10 | 3 | 7 | 3 | 13    |

### SCORING SUMMARY

| Team   | Q | Time | Play  |
|--------|---|------|---|
| Chiefs | 1 | 7:52 | J.Maclin 11 yd. pass from A.Smith (C.Santos kick) (11-65, 7:08) |
| Chiefs | 1 | 2:19 | C.Santos 40 yd. Field Goal (9-39, 4:43)                         |
| Browns | 2 | 8:58 | T.Coons 45 yd. Field Goal (7-29, 3:36)                          |
| Chiefs | 2 | 0:32 | T.Kelce 13 yd. pass from A.Smith (C.Santos kick) (5-56, 1:03)   |
| Browns | 3 | 9:15 | I.Crowell 10 yd. run (T.Coons kick) (9-82, 5:45)                |
| Browns | 4 | 8:26 | T.Coons 36 yd. Field Goal (21-62, 12:01)                        |

### TEAM STATISTICS

|                           | CLE           | KC            |
|---------------------------|---------------|---------------|
| FIRST DOWNS:              | 21            | 28            |
| TIME OF POSSESSION:       | 31:04         | 28:56         |
| TOTAL NET YARDS: (Ru/Pa): | 368 (232/136) | 258 (136/122) |
| SACKS/Yards:              | 1-3           | 0-0           |
| PUNTS/Average:            | 3-45.0        | 5-36.8        |
| PENALTIES/Yards:          | 8-83          | 5-33          |
| FUMBLES/LOST:             | 0/0           | 1/0           |

### INDIVIDUAL STATISTICS

**PASSING:** CLE: J. Manziel 13-32 136 (1 INT); KC: A. Smith 15-22 125 (2 TD, 1 INT).  
**RUSHING:** CLE: I. Crowell 16-88 (1 TD), J. Manziel 11-108, D. Johnson Jr. 8-26, J. Poyer 1-10; KC: C. West 14-62, A. Smith 6-54, S. Ware 5-15, A. Wilson 2-5.  
**RECEIVING:** CLE: G. Barnidge 3-47, D. Jennings 3-37, D. Johnson Jr. 3-15, T. Benjamin 2-20, J. Dray 1-18, M. Moore 1-(-1); KC: T. Kelce 6-43 (1 TD), J. Maclin 5-49 (1 TD), A. Wilson 3-4, C. West 1-(-1).  
**INTERCEPTIONS:** CLE: N. Orchard 1-46; KC: M. Peters 1-46.  
**SACKS:** CLE: N. Orchard 1-3; KC: none.  
**PUNTING:** CLE: A. Lee 3-135 (45.0); KC: D. Colquitt 5-184 (36.8).  
**PUNT RETURNS:** CLE: T. Benjamin 1-16, T. Williams 1-1; KC: F. Hammond 2-17.  
**KICKOFF RETURNS:** CLE: D. Jennings 2-30 (15.0), R. Mostert 2-46 (23.0); KC: K. Davis 4-74 (18.5).  
**MISSED FIELD GOALS:** CLE: T. Coons 1-51B; KC: none



# STEELERS 20 BROWNS 7



Jan. 3, 2015

FirstEnergy Stadium, Cleveland, Ohio

In the season finale, the Pittsburgh Steelers defeated the Browns, 28-12, at FirstEnergy Stadium. The Browns were within reach in the fourth quarter, down five points, but were unable to complete the comeback. Pittsburgh notched the first points of the game when Steelers QB Ben Roethlisberger found Steelers TE Heath Miller for a two-yard score on the team's second offensive possession of the game. The Browns were able to respond in the first quarter when Jordan Poyer intercepted Roethlisberger and returned it to the Steelers 24-yard line. Six plays later, K Travis Coons kicked a 29-yard field goal, making the score 7-3. Coons added a 39-yard field goal at the two-minute warning to bring the Browns within one at, 7-6. Six plays and 80 yards later Roethlisberger connect ed with Steelers WR Antonio Brown for a 17-yard score to extend their lead, 14-6. The Browns answered the Steelers touchdown as QB Austin Davis orchestrated a nine-play, 65-yard scoring drive in 58 seconds, capped with a 33-yard Coons field goal, making the score 14-9 at half. After a Browns punt to open the second half, LB Craig Robertson picked off Roethlisberger and returned it 38 yards to the Steelers' 9-yard line. Steelers LB James Harrison picked off QB Austin Davis on 3rd-and-goal to keep Cleveland out of the end zone. Following the takeaway, Pittsburgh drove 74 yards in six plays to set up a K Chris Boswell 39-yard field goal, extending its lead to 17-9. The Browns responded with a 17-play, 62-yard drive, capped with Coons' fourth field goal of the day. Two plays into the fourth quarter Coons connected on his fourth field goal of the game, bringing the Browns within five points, at 17-12. Two turnovers plagued the Browns comeback late in the fourth quarter, as the Steelers capitalized on a Roethlisberger to WR Kameron Wheaton TD plus a two-point conversion to Steelers RB Fitzgerald Toussaint. Boswell kicked a final field goal with 7:43 remaining to seal the Pittsburgh victory, 28-12.

| Team       | 1 | 2 | 3 | 4  | Final |
|------------|---|---|---|----|-------|
| Pittsburgh | 7 | 7 | 3 | 11 | 28    |
| Cleveland  | 3 | 6 | 0 | 8  | 12    |

### SCORING SUMMARY

| Team     | Q | Time  | Play  |
|----------|---|-------|---|
| Steelers | 1 | 7:06  | H.Miller 2 yd. pass from B.Roethlisberger (C.Boswell kick) (8-70, 4:18)       |
| Browns   | 1 | 1:11  | T.Coons 29 yd. Field Goal (6-13, 2:10)  |
| Browns   | 2 | 1:56  | T.Coons 39 yd. Field Goal (11-31, 5:18)                                       |
| Steelers | 2 | 0:58  | A.Brown 17 yd. pass from B.Roethlisberger (C.Boswell kick) (6-80, 0:58)       |
| Browns   | 2 | 0:00  | T.Coons 33 yd. Field Goal (9-65, 0:58)  |
| Steelers | 3 | 9:39  | C.Boswell 39 yd. Field Goal (7-74, 2:33)                                      |
| Browns   | 4 | 14:53 | T.Coons 29 yd. Field Goal (17-62, 9:46)                                       |
| Steelers | 4 | 10:43 | M.Wheaton 2 yd. pass from B.Roethlisberger (B.Robertson F.Toussaint) (18-000) |
| Steelers | 4 | 7:40  | C.Boswell 21 yd. Field Goal (6-25, 2:57)                                      |

### TEAM STATISTICS

|                           | CLE          | PIT          |
|---------------------------|--------------|--------------|
| FIRST DOWNS:              | 22           | 16           |
| TIME OF POSSESSION:       | 33:57        | 26:03        |
| TOTAL NET YARDS: (Ru/Pa): | 263 (86/177) | 379 (30/349) |
| SACKS/Yards:              | 0-0          | 7-63         |
| PUNTS/Average:            | 3-47.7       | 3-52.0       |
| PENALTIES/Yards:          | 4-77         | 9-45         |
| FUMBLES/LOST:             | 3/2          | 1/1          |

### INDIVIDUAL STATISTICS

**PASSING:** CLE: A. Davis 24-46 240 (2 INT); PIT: B. Roethlisberger 24-36 349 (3 TD, 2 INT).  
**RUSHING:** CLE: I. Crowell 15-53, D. Johnson Jr. 4-11, A. Davis 3-22, T. Benjamin 1-0; PIT: F. Toussaint 12-24, D. Williams 5-8, B. Roethlisberger 2-(-2).  
**RECEIVING:** CLE: G. Barnidge 8-66, D. Jennings 6-45, T. Benjamin 5-53, D. Johnson Jr. 4-34, T. Poyer 1-42; PIT: A. Brown 13-187 (1 TD), M. Wheaton 3-57 (1 TD), H. Miller 3-18 (1 TD), D. Heyward-Bey 2-74, D. Williams 2-13.  
**INTERCEPTIONS:** CLE: C. Robertson 1-38, J. Poyer 1-12; PIT: W. Gay 1-7, J. Harrison 1-6.  
**SACKS:** CLE: none; PIT: S. Tuitt 2-16, L. Timmons 1-5-16, A. Blake 1-10, W. Allen 1-9, A. Moats 1-9, R. Shazier 0-5-3.  
**PUNTING:** CLE: A. Lee 3-143 (47.7); PIT: J. Berry 3-156 (52.0).  
**PUNT RETURNS:** CLE: T. Benjamin 1-12; PIT: A. Brown 1-5.  
**KICKOFF RETURNS:** CLE: R. Mostert 5-120 (24.0); PIT: M. Wheaton 2-39 (19.5).  
**MISSED FIELD GOALS:** CLE: none; PIT: C. Boswell 1-48WR.

### CLEVELAND

### PITTSBURGH

| CLEVELAND        |                  | KANSAS CITY |                |
|------------------|------------------|-------------|----------------|
| WR M.Moore       | RE R.Starks      | WR J.Maclin | RE J.Howard    |
| LT J.Thomas      | NT D.Shelton     | LT E.Fisher | NT D.Poe       |
| LG A.Pasztor     | LE D.Bryant      | LG J.Allen  | RE A.Bailey    |
| C A.Mack         | MIKE K.Dunsky    | C M.Moore   | LOLB D.Ford    |
| RG C.Erving      | WILL C.Robertson | RG L.Dovey  | LOLB D.Johnson |
| RT M.Schwartz    | OLB N.Orchard    | RT J.Reid   | RILB J.Mauga   |
| TE G.Barnidge    | RCB T.Williams   | TE T.Kelce  | ROLB F.Zombo   |
| WR T.Benjamin    | CB C.Gaines      | WR A.Wilson | LCB M.Peters   |
| QB J.Manziel     | CB K.Williams    | WR C.Conley | RCB S.Smith    |
| RB D.Johnson Jr. | FS T.Gipson      | QB A.Smith  | SS R.Parker    |
| FB J.Dray        | SS D.Whitner     | RB C.West   | FS E.Berry     |

|               |                  |                     |                |
|---------------|------------------|---------------------|----------------|
| WR T.Poyer    | RE R.Starks      | WR A.Brown          | DE C.Heyward   |
| LT J.Thomas   | LE D.Bryant      | LT A.Villanueva     | RDE S.Tuitt    |
| LG A.Pasztor  | OLB P.Kirger     | LG R.Foster         | LOLB B.Durpree |
| C A.Mack      | MIKE K.Dunsky    | C Wallace           | LLRB R.Blazier |
| RG C.Erving   | WILL C.Robertson | RG D.DeCastro       | RILB L.Timmons |
| RT M.Schwartz | OLB N.Orchard    | RT M.Gilbert        | ROLB Jar.Jones |
| TE G.Barnidge | RCB T.Gipson     | TE H.Miller         | LCB W.Gay      |
| WR T.Benjamin | LCB P.Deser      | RB D.Williams       | FS M.Mitchell  |
| QB A.Davis    | FS J.Poyer       | WR D.Heyward-Bey    | SS W.Allen     |
| RB J.Crowell  | SS D.Whitner     | QB B.Roethlisberger | RCB A.Blake    |
| WR D.Jennings | DB K.Williams    | WR M.Wheaton        | DB B.Boykin    |

The Cleveland Browns have one of the richest traditions in professional football, boasting eight league titles, including four NFL championships. In addition, 16 former Browns have been inducted into the Pro Football Hall of Fame in Canton, the sixth-most of any NFL franchise.

The Browns were founded in 1945 as a charter member of the All-America Football Conference (AAFC), under businessman Arthur B. "Mickey" McBride, who would name Paul Brown the team's general manager and head coach. The franchise conducted a team naming contest, and the No. 1 choice was "Browns," highlighting Paul Brown's popularity in the area. In addition to Brown, that first team consisted of future Hall of Famers in center Frank Gatski, quarterback Otto Graham, offensive tackle/kicker Lou Groza, receiver Dante Lavelli, fullback Marion Motley and lineman Bill Willis.

In their first season in the AAFC (1946), the Browns posted a 12-2 record and went on to defeat the New York Yankees in the league's inaugural championship game, 14-9. They were equally successful off the field, averaging more than 57,000 fans to their home games at Municipal Stadium. The Browns would go on to claim the AAFC title in all four years of the league's existence, including a 15-0 record in 1948.

In 1950, the Browns were one of only three AAFC teams to merge with the National Football League, along with the San Francisco 49ers and Baltimore Colts. Despite joining a more established league, Cleveland continued its success as they marched through the 1950 regular season with a 10-2 record before defeating the New York Giants in the playoffs and the Los Angeles Rams in the championship game. In fact, the Browns appeared in the NFL Championship game in each of their first seven years in the league (1950-56), coming away with three titles during that time (1950, 1954-55).

Quarterback Otto Graham guided the Browns to the championship game in all 10 of his professional seasons, helping the team capture seven titles (four AAFC and three NFL). Graham led the AAFC in passing all four years and led the NFL in passing twice (1953 and 1955), while totaling 23,584 passing yards combined in both leagues.

In 1957, the Browns selected Syracuse running back Jim Brown with the sixth overall pick of the NFL Draft. Brown would go on to lead the league in rushing that year with 942 yards in just 12 games as he was named NFL Rookie of the Year. He helped the Browns back to the NFL title game that season, although they dropped a 59-14 decision to the Detroit Lions. The following year, Brown again led the league in rushing, with 1,527 yards and 27 touchdowns. It marked one of seven times over the next eight years in which he rushed for more than 1,100 yards.

After going consecutive seasons without making the

playoffs for the first time in franchise history (1961-62), Blanton Collier took over for Paul Brown as head coach in 1963, and guided the team to a regular season record of 10-4 as they returned to the postseason, led by Jim Brown's career-high 1,863 rushing yards. The following year saw the Browns put together a record of 10-3-1, capped by a 27-0 victory over Baltimore in the NFL Championship game. The 1964 season marked the first of three NFL title game appearances for the Browns over the next five years.

Following the 1965 season, Brown unexpectedly announced his retirement to pursue an acting career. In his final year, Brown rushed for 1,544 yards, the third straight year and eighth time in his nine NFL seasons that he topped the league's rushing chart.

Following Brown's retirement, Cleveland could not be derailed as they qualified for the postseason in three of the next four years, including two NFL Championship game appearances (1968-69). Future Hall of Fame running back Leroy Kelly, an eighth-round draft choice of the team in 1964, rushed for more than 1,000 yards in three of those seasons (1966-68).

On Sept. 21, 1970, the Browns became part of history as they had the distinction of hosting the New York Jets in the first-ever Monday Night Football game, emerging with a 31-21 victory.

Collier wrapped up his coaching career following the 1970 season. He registered a 76-34-2 (.688) regular season record and guided the Browns to four NFL Championship games.

The decade of the 1970s started with the Browns making two trips to the playoffs in the first three years. Then came a stretch in which the Browns missed the postseason seven straight seasons (1973-79). In the final year of that span, however, the Browns, under the guidance of second-year Head Coach Sam Rutigliano, put together a record of 9-7 and affectionately earned the nickname of the "Kardiac Kids." Of the team's nine victories that year, seven came by seven points or less. Two of those wins occurred in overtime while three others were decided within the final two minutes of regulation.

This excitement continued into the following season of 1980. After starting the year 2-3, the Browns reeled off five straight wins and victories in eight of their next nine. Of those eight triumphs, six came by six points or less. On the final week of the season, Don Cockroft's 22-yard field goal with less than two minutes to play lifted the Browns to a 27-24 victory over the Bengals at Cincinnati's Riverfront Stadium, as Cleveland captured its first AFC Central crown since 1971 and its first playoff berth since 1972.

In 1985, the franchise underwent a makeover as Marty Schottenheimer was named the team's sixth full-time head

coach and the club selected University of Miami quarterback Bernie Kosar – a Youngstown native who grew up in Boardman, Ohio – in the NFL Supplemental Draft. By midseason of his rookie year, Kosar had cracked the starting lineup, leading the Browns to wins in four of his first six starts. Cleveland went on to post an 8-8 record that year, which was good for first place in the AFC Central division. That season, running backs Earnest Byner and Kevin Mack both topped the 1,000-yard rushing mark, a feat that would not be accomplished again by a pair of running backs on the same team in the same season until 2008.

The Browns seemed poised for their first playoff win since 1969 as they held a 21-3 third-quarter lead over the Dolphins at the Orange Bowl before Miami reeled off 21 unanswered points to come away with a 24-21 victory. With Kosar at the helm, the Browns would win three AFC Central division titles over the next four years (1986-87, 1989) and qualify for the playoffs on each occasion. Three of those four appearances resulted in a spot in the AFC Championship game, only to be stopped short of their ultimate destination by the Denver Broncos each time.

In Aug. of 1991, the Browns moved into a new administrative complex in Berea and began holding training camp there in July of the following year.

On Nov. 6, 1995, it was announced that the Browns had signed a deal to relocate to Baltimore for the following season. In Feb. 1996, the NFL announced that the Browns would be “deactivated” for three years and that a new stadium would be built for a new Browns team – either as an expansion team or one that would move from another city – that would begin play in 1999. Cleveland NFL Football (Cleveland Browns Trust) was formed by the NFL with Bill Fultner as President and NFL Commissioner Paul Tagliabue as Trustee. The Trust represented the NFL in the stadium design and construction, managed the sale of suites and club seats, and sold Permanent Seat Licenses and season tickets. In March 1998, at the owners meeting in Orlando, Tagliabue

announced that the Browns would be an expansion team rather than a relocated team. On Sept. 8, 1998, the NFL awarded the new Cleveland Browns franchise to a group led by Alfred Lerner, while the NFL formally transferred ownership on Oct. 23, 1998.

The new Cleveland Browns franchise played their first game on Aug. 9, 1999 when they edged the Dallas Cowboys, 20-17 in overtime, in the annual Hall of Fame Game at Fawcett Stadium in Canton to open the preseason. They played their first regular season game on Sept. 12 against their long-time rival Pittsburgh Steelers at FirstEnergy Stadium. Their initial regular season victory occurred in dramatic fashion as a 56-yard Hail Mary from quarterback Tim Couch to wide receiver Kevin Johnson as time expired lifted the Browns to a 21-16 decision over the Saints at the Superdome, in what would be the first of two wins in that first season back for Cleveland.

On Oct. 23, 2002 owner Alfred Lerner passed away and his son, Randy, took over control of the team. Later that year, the Browns won their final two regular season games to finish with a record of 9-7, earning them their first playoff berth since returning just four years earlier.

The team unveiled a Ring of Honor at FirstEnergy Stadium at halftime of the home opener against the Kansas City Chiefs on Sept. 19, 2010. The inaugural class consisted of the franchise’s 16 Hall of Famers, as the name of each man was permanently displayed on the stadium’s upper deck facade. In 2012, the years of the team’s eight league championships were added to the southeast end of facade.

On Aug. 2, 2012, Jimmy Haslam agreed to purchase controlling interest of the Cleveland Browns from Randy Lerner. The NFL approved Haslam as the owner on Oct. 16.

The Browns and FirstEnergy Corp. announced that the team’s venue will be called FirstEnergy Stadium, Home of the Cleveland Browns on Jan. 15, 2013.

Sashi Brown was promoted to Executive Vice President of Football Operations on Jan. 3, 2016. Hue Jackson was named the 16th full-time head coach in Browns history on Jan. 13, 2016.

## PAUL BROWN’S INNOVATIONS

**Hall of Fame Coach Paul Brown not only led the Browns to a 167-53-8 record, four AAFC titles and three NFL championships, but he was also an innovator who helped shape the NFL into the game it is today.**

### **A Few Of Paul Brown’s Innovations:**

- \* First to use intelligence test as a hint to a player’s learning potential.
- \* Set up complete film clip statistical studies and graded his own players based on film study.
- \* First use of a radio transmitter to communicate with players on the field.
- \* First to install face masks on helmets [at the professional level].

## RETIRED UNIFORM NUMBERS



### #14 OTTO GRAHAM

From 1946-1955, Otto Graham guided the Browns to 10 league crowns and NFL Championships in 1950, 1954 and 1955. He led the NFL in passing for two seasons and recorded 23,584 career passing yards. In 1953, Graham finished the season with a 64.73 completion percentage, the highest in club history. He was an All-League selection from 1951-55. Graham was inducted in the Pro Football Hall of Fame in 1965.



### #32 JIM BROWN

Brown was the NFL's leading rusher in eight seasons and holds the Browns franchise record for career rushing yards, attempts and touchdowns. An All-America selection from Syracuse in 1956, Brown was named NFL Rookie of the Year in 1957. He participated in nine consecutive Pro Bowls from 1958-66 and was voted NFL most valuable player in 1957, 1958 and 1965. Brown was inducted into the Pro Football Hall of Fame in 1971.



### #45 ERNIE DAVIS

After being selected first in the 1961 NFL draft, the Browns acquired Ernie Davis in a trade with the Washington Redskins. Tragically, Davis passed away two years later from leukemia and never played a professional game. A star running back from Syracuse, Davis was the first African-American to win the Heisman Trophy in 1961 and guided the Orangemen to their only national championship the same year.




### #46 DON FLEMING

Don Fleming was selected by the Chicago Cardinals in the 28th round of the 1959 NFL draft. He was traded to the Browns in 1960 and was a mainstay at the safety position. From 1960-63, Fleming intercepted 10 passes and was named to The Sporting News All-AFC team in 1962. During the 1963 offseason, Fleming and a co-worker were sadly electrocuted working a construction job. His passing came a few weeks after Ernie Davis' death.



### #76 LOU GROZA

Lou Groza is Cleveland's all-time top scorer with 1,349 points on 234 FGs, 641 PATs and one TD. He scored at least one point in 107 consecutive games and his last-second field goal sealed the 1950 NFL Championship for the Browns. Originally an offensive left tackle, Groza suffered a back injury which converted him into a kicking specialist from 1961-67. He was an All-NFL tackle on six occasions and was the NFL Player of the Year in 1954. Groza was inducted in the Pro Football Hall of Fame in 1974.



To pay homage to their great history - one of the richest in the NFL - the Browns unveiled the Cleveland Browns Ring of Honor during a special ceremony at halftime of the 2010 regular season home opener, against Kansas City on Sept. 19. The initial group of inductees consisted of the 16 former Browns enshrined in the Pro Football Hall of Fame. The names of these 16 greats are prominently displayed on the facade of the upper deck of the stadium. In 2012, the years of the team's eight league championships were added to the facade at the southeast end of FirstEnergy Stadium.

## CLEVELAND BROWNS LEGENDS

The Cleveland Browns organization honors the team's all-time greats through the Cleveland Browns Legends Program. This program honors the men who have contributed to the success of the Browns organization. The Legends Program started in 2001 with the automatic induction of the Browns' then Hall of Famers into the Cleveland Browns Legends. The following is a current list of Browns Legends:

**CLASS OF 2001**

Ray Renfro, Gene Hickerson, Greg Pruitt, Bernie Kosar, Michael Dean Perry

**CLASS OF 2002**

Mac Speedie, Brian Sipe, Clay Matthews

**CLASS OF 2003**

Bob Gain, Dick Schafrath, Hanford Dixon

**CLASS OF 2004**

Tommy James, Dub Jones, Gary Collins, Mike Pruitt

**CLASS OF 2005**

Jim Ray Smith, Frank Ryan, Jerry Sherk, Frank Minnifield

**CLASS OF 2006**

Walt Michaels, Jim Houston, Doug Dieken, Earnest Byner

**CLASS OF 2007**

Horace Gillom, Bill Glass, Don Cockroft, Kevin Mack

**CLASS OF 2008**

Warren Lahr, Paul Wiggin, Walter Johnson, Eric Metcalf

**CLASS OF 2010**

Cody Risien and John Woolen

**CLASS OF 2011**

Vince Costello and Tom DeLeone

**CLASS OF 2012**

Ernie Green and Clarence Scott

**CLASS OF 2013**

Galen Fiss and Abe Gibron

**CLASS OF 2014**

Robert Jackson and Milt Morin

**CLASS OF 2015**

Don Colo and Bob Golic

**PRO BOWL NOTES**

**Cleveland has had a team-record eight players named to the Pro Bowl nine times (1952, 1953, 1954, 1966, 1967, 1969, 1970, 1988).**

**A Cleveland player has earned an individual award during the Pro Bowl four times as Otto Graham was named the Player of the Game in 1951 and Jim Brown was tabbed as the Outstanding Back in 1962, 1963 and 1966. In 2015, Joe Haden served as Pro Bowl captain for Team Irvin.**

## JIM BROWN



**NUMBER:** 32 • **POSITION:** Running Back  
**HEIGHT:** 6-2 • **WEIGHT:** 232  
**COLLEGE:** Syracuse • **BIRTHDATE:** February 17, 1936  
**YEARS WITH BROWNS:** 9 • **YEARS IN NFL:** 9

**Pro Bowl Selections:** 9 (1957, 1958, 1959, 1960, 1961, 1962, 1963, 1964, 1965)

**Career Highlights:** Rushed for 12,312 yards on 2,359 career carries in 118 games... Totaled 126 career touchdowns with 106 rushing and 20 receiving... Led the NFL in rushing in eight of his nine seasons... Led the league in touchdowns five seasons... Recorded 58 career 100-yard rushing performances... Earned NFL Most Valuable Player award in 1957, 1958 and 1964... Named NFL Rookie of the Year in 1957... Selected to nine consecutive Pro Bowls... Holds the Browns' record for the most combined net yards, most career yards rushing, most points in one season, career touchdowns, most consecutive games scoring a touchdown and most 1,000-yard seasons... Named to the NFL All-Decade team for the 1960s... Uniform number 32 retired by the Browns... Inducted into the Cleveland Browns Ring of Honor... Enshrined in the Hall of Fame in 1971.

## PAUL BROWN



**POSITION:** Head Coach • **COLLEGE:** Miami (Ohio)  
**LIFE:** September 7, 1908 - August 5, 1991  
**YEARS IN NFL:** 21  
**YEARS WITH BROWNS:** 17 • **YEARS IN AAFC:** 4

**Career Highlights:** Browns' first ever head coach and general manager... Led the Browns to four consecutive AAFC championships from 1946-49 and to NFL titles in 1950, 1954 and 1955... Posted a 111-44-5 NFL record with the Browns in the regular season and a 4-5 mark in the playoffs... Recorded a 47-4-3 career AAFC record in the regular season and a 5-0 mark in the playoffs... Registered a career combined record of 167-53-8 (.750) with the Browns and only one losing season in 17 years... An innovator who became the first NFL coach to use intelligence tests as a hint to a player's learning potential, use notebooks and classroom techniques extensively, set up complete film clip statistical studies and grade his own players based on film study... Also coached the Cincinnati Bengals from 1968-75... Inducted into the Cleveland Browns Ring of Honor... Enshrined in the Hall of Fame in 1967.

## JOE DeLAMIELLEURE



**NUMBER:** 64 • **POSITION:** Offensive Guard  
**HEIGHT:** 6-3 • **WEIGHT:** 250  
**COLLEGE:** Michigan State • **BIRTHDATE:** March 16, 1951  
**YEARS WITH BROWNS:** 5 • **YEARS IN NFL:** 13

**Pro Bowl Selections:** 6 (1975, 1976, 1977, 1978, 1979, 1980)

**Career Highlights:** Helped pave the way for three Browns 1,000-yard rushing performers... Protected quarterback Brian Sipe who threw for an NFL-leading 4,132 yards in 1980... Selected to the 1981 Pro Bowl with the Browns... Did not miss a game during his NFL career, appearing in 185 consecutive, including 73 contests with the Browns... Was named the AFC Lineman of the year in 1975... Also played for the Buffalo Bills from 1973-79 and 1985... Named to the NFL All-Decade team for the 1970s... Inducted into the Cleveland Browns Ring of Honor... Enshrined in the Hall of Fame in 2003.

## LEN FORD



**NUMBER:** 53/80 • **POSITION:** Defensive End  
**HEIGHT:** 6-4 • **WEIGHT:** 245 • **COLLEGE:** Michigan  
**LIFE:** February 18, 1926 - March 13, 1972  
**YEARS WITH BROWNS:** 8 • **YEARS IN NFL:** 9  
**YEARS IN AAFC:** 2

**Pro Bowl Selections:** 4 (1952, 1953, 1954, 1955)

**Career Highlights:** Selected to four consecutive Pro Bowls from 1952-55... Helped the Browns to NFL titles in 1950, 1954 and 1955... Gained All-NFL honors five times from 1951-1955... His stellar play at the defensive end position helped the Browns lead the league in fewest points allowed six times, including five seasons in a row from 1953-57... Also played for the Los Angeles Dons of the AAFC from 1948-49 and the Green Bay Packers in 1958... Named to the NFL All-Decade team for the 1970s... Inducted into the Cleveland Browns Ring of Honor... Enshrined in the Hall of Fame in 1976.

## FRANK GATSKI



**NUMBER:** 22/52 • **POSITION:** Center  
**HEIGHT:** 6-3 • **WEIGHT:** 233 • **COLLEGE:** Marshall  
**LIFE:** March 18, 1922 - November 22, 2005  
**YEARS WITH BROWNS:** 11 • **YEARS IN NFL:** 12  
**YEARS IN AAFC:** 4

**Pro Bowl Selections:** 1 (1956)

**Career Highlights:** Helped pave the way to four consecutive AAFC championships from 1946-49 and NFL titles in 1950, 1954 and 1955... Helped the Browns appear in 10 consecutive championship games from 1946-55... Selected to the 1957 Pro Bowl... Played in 11 championship games during his 12 seasons, helping his team win eight times... Named to the All-NFL team four times... Also played for the Detroit Lions in 1957... Inducted into the Cleveland Browns Ring of Honor... Enshrined in the Hall of Fame in 1985.

## OTTO GRAHAM




**NUMBER:** 14/60 • **POSITION:** Quarterback  
**HEIGHT:** 6-1 • **WEIGHT:** 196 • **COLLEGE:** Northwestern  
**LIFE:** December 6, 1921 - December 17, 2003  
**YEARS WITH BROWNS:** 10 • **YEARS IN NFL:** 6  
**YEARS IN AAFC:** 4

**Pro Bowl Selections:** 5 (1951, 1952, 1953, 1954, 1955)

**Career Highlights:** Led the Browns to the championship game in each of his 10 seasons, winning four AAFC titles and three NFL championships... Led the AAFC in passing yards all four years and led the NFL in passing yards in 1953 and 1955... Totaled a combined 23,584 career passing yards and 174 touchdowns in the AAFC and NFL... Also rushed for 46 career touchdowns scoring 276 points... Owns the highest single-season completion percentage in team history at 64.73 from the 1953 season... Registered a 57-13-1 (810) record as a starter in the NFL... Uniform number 14 retired by the Browns... Named to the NFL All-Decade team for the 1950s... Inducted into the Cleveland Browns Ring of Honor... Enshrined in the Hall of Fame in 1965.

## LOU GROZA



**NUMBER:** 46/76 • **POSITION:** Offensive Tackle/Kicker  
**HEIGHT:** 6-3 • **WEIGHT:** 240 • **COLLEGE:** Ohio State  
**LIFE:** January 25, 1924 - November 29, 2000  
**YEARS WITH BROWNS:** 21 • **YEARS IN NFL:** 17  
**YEARS IN AAFC:** 4

**Pro Bowl Selections:** 9 (1951, 1952, 1953, 1954, 1955, 1956, 1958, 1959, 1960)

**Career Highlights:** Browns career record holder with 641 extra points made and 1,349 career points... Second in team annals with 234 made field goals... An All-NFL selection as a tackle six times and named NFL player of the year in 1954... Set a team record by scoring a point in 107 consecutive games... Selected to nine Pro Bowls (1951-56, 58-60)... Helped the Browns to four consecutive AAFC championships, from 1946-49, and to NFL titles, in 1950, 1954 and 1955... Nicknamed "The Toe"... Uniform number 76 retired by Browns... Named to the NFL All-Decade team for the 1950s... Inducted into the Cleveland Browns Ring of Honor... Enshrined in the Hall of Fame in 1974.

## GENE HICKERSON



**NUMBER:** 66 • **POSITION:** Offensive Guard  
**HEIGHT:** 6-3 • **WEIGHT:** 248 • **COLLEGE:** Mississippi  
**LIFE:** February 15, 1935 - October 20, 2008  
**YEARS WITH BROWNS:** 15 • **YEARS IN NFL:** 15

**Pro Bowl Selections:** 6 (1966, 1967, 1968, 1969, 1970, 1971)

**Career Highlights:** Served as a lead blocker for three Hall of Fame running backs in Jim Brown, Bobby Mitchell and Leroy Kelly... Voted an All-League selection and to six straight Pro Bowls (1966-71)... Was named the NFL's most outstanding blocker in 1969... Browns posted a 1,000-yard rusher in nine of his first 10 seasons and featured league's leading rusher seven times... In his 15 seasons, Cleveland never suffered a losing record... Named to the NFL All-Decade team for the 1960s... Inducted into the Cleveland Browns Ring of Honor... Enshrined in the Hall of Fame in 2007.



## LEROY KELLY



**NUMBER:** 44 • **POSITION:** Running Back  
**HEIGHT:** 6-0 • **WEIGHT:** 202  
**COLLEGE:** Morgan State • **BIRTHDATE:** May 20, 1942  
**YEARS WITH BROWNS:** 10 • **YEARS IN NFL:** 10

**Pro Bowl Selections:** 6 (1967, 1968, 1969, 1970, 1971, 1972)

**Career Highlights:** Gained 7,274 rushing yards, 12,329 combined yards and 90 touchdowns... Won NFL rushing titles in 1967 and 1968... Also led the NFL in punt return yards in 1965... Recorded three consecutive 1,000-yard seasons (1966-68)... Named All-NFL five times (1966-1969 and 1971)... Selected to six consecutive Pro Bowls (1967-72)... Posted 27 career 100-yard performances... Named to the NFL All-Decade team for the 1960s... Inducted into the Cleveland Browns Ring of Honor... Enshrined in the Hall of Fame in 1994.

## DANTE LAVELLI



**NUMBER:** 55/86 • **POSITION:** Offensive End  
**HEIGHT:** 6-0 • **WEIGHT:** 191 • **COLLEGE:** Ohio State  
**LIFE:** February 23, 1923 - January 20, 2009  
**YEARS WITH BROWNS:** 11 • **YEARS IN NFL:** 7  
**YEARS IN AAFC:** 4

**Pro Bowl Selections:** 3 (1952, 1954, 1955)

**Career Highlights:** Helped the Browns to four consecutive AAFC championships, from 1946-49, and to NFL titles in 1950, 1954 and 1955... Recorded 142 receptions for 2,580 yards with 29 touchdowns in the AAFC and 244 receptions for 3,908 yards with 33 touchdowns for a combined total of 386 receptions for 6,488 yards with 62 touchdowns during his 11-year professional career... Named All-AAFC in 1946 & 1947 and named All-NFL in 1951 & 1953... Selected to the Pro Bowl in 1952, 1954 and 1955... Nicknamed "Gluefingers"... Inducted into the Cleveland Browns Ring of Honor... Enshrined in the Hall of Fame in 1975.

## MIKE McCORMACK



**NUMBER:** 74 • **POSITION:** Offensive Tackle  
**HEIGHT:** 6-4 • **WEIGHT:** 246 • **COLLEGE:** Kansas  
**LIFE:** June 21, 1930 - November 15, 2013  
**YEARS WITH BROWNS:** 9 • **YEARS IN NFL:** 10

**Pro Bowl Selections:** 5 (1957, 1958, 1961, 1962, 1963)

**Career Highlights:** Helped the Browns to three NFL championship games, winning titles in 1954 and 1955... Helped pave the way for the Browns to lead the league in rushing yards in 1958 and 1959... Was widely considered to be equally adept as a run blocker and pass protector... Selected to five Pro Bowls (1957-58, 1961-63), all with the Browns... Was originally traded to the Browns while serving a two year stint in the U.S. Army from 1952-1953... Also played for the New York Yanks in 1951... Inducted into the Cleveland Browns Ring of Honor... Enshrined in the Hall of Fame in 1984.

## BOBBY MITCHELL



**NUMBER:** 49 • **POSITION:** Wide Receiver/Halfback  
**HEIGHT:** 6-0 • **WEIGHT:** 192  
**COLLEGE:** Illinois • **BIRTHDATE:** June 6, 1935  
**YEARS WITH BROWNS:** 4 • **YEARS IN NFL:** 11

**Pro Bowl Selections:** 1 (1961)

**Career Highlights:** Registered 2,297 rushing yards on 423 attempts with 38 rushing scores while playing in the same backfield as fellow Hall of Famer Jim Brown... Also amassed 1,462 receiving yards on 128 receptions, 607 yards on 54 punts returns and 1,150 yards on 62 kickoff returns while with the Browns... Selected to the 1961 Pro Bowl with the Browns... Led the NFL with 72 receptions in 1962... Also played for the Washington Redskins from 1962-68... Totaled 14,078 combined net yards, 91 touchdowns and caught 521 passes for his career... Inducted into the Cleveland Browns Ring of Honor... Enshrined in the Hall of Fame in 1983.

## MARION MOTLEY



**NUMBER:** 76/36 • **POSITION:** Fullback • **HEIGHT:** 6-1  
**WEIGHT:** 232 • **COLLEGE:** South Carolina State, Nevada  
**LIFE:** June 5, 1920 - June 27, 1999  
**YEARS WITH BROWNS:** 8 • **YEARS IN NFL:** 5  
**YEARS IN AAFC:** 4

**Pro Bowl Selections:** 1 (1951)

**Career Highlights:** Helped the Browns to four consecutive AAFC championships from 1946-49 and to an NFL title in 1950... Career AAFC stats include 489 attempts for an AAFC all-time leading 3,024 yards with 31 touchdowns... Career NFL stats with the Browns include 337 attempts for 1,688 yards and eight touchdowns... Holds a Browns' single-game record with an 18.4-yard per carry average coming off 221 yards on 12 carries against the Pittsburgh Steelers on October 29, 1950... Led the NFL in rushing in 1950... Was selected All-NFL in 1950... Selected to the 1951 Pro Bowl... Also played for the Pittsburgh Steelers in 1955... Inducted into the Cleveland Browns Ring of Honor... Enshrined in the Hall of Fame in 1968.

## OZZIE NEWSOME



**NUMBER:** 82 • **POSITION:** Tight End  
**HEIGHT:** 6-2 • **WEIGHT:** 232  
**COLLEGE:** Alabama • **BIRTHDATE:** March 16, 1956  
**YEARS WITH BROWNS:** 13 • **YEARS IN NFL:** 13

**Pro Bowl Selections:** 3 (1982, 1985, 1986)

**Career Highlights:** First-round draft pick by the Browns in 1978... Recorded 662 career receptions for 7,980 yards and 47 touchdowns... Led the Browns in receptions and receiving yards from 1981-85... Caught a pass in 150 consecutive games... Did not miss a game, playing in 198 consecutive contests... Named All-Pro in 1979 and 1984... Selected to the Pro Bowl in 1982, 1985 and 1986... Was the NFL's all-time leader in receptions by a tight end and fourth among all receivers when he retired in 1990... Nicknamed "The Wizard of Oz"... Inducted into the Cleveland Browns Ring of Honor... Enshrined in the Hall of Fame in 1999.

## PAUL WARFIELD



**NUMBER:** 42 • **POSITION:** Wide Receiver  
**HEIGHT:** 6-0 • **WEIGHT:** 188  
**COLLEGE:** Ohio State • **BIRTHDATE:** November 28, 1942  
**YEARS WITH BROWNS:** 8 • **YEARS IN NFL:** 13

**Pro Bowl Selections:** 8 (1964, 1968, 1969, 1970, 1971, 1972, 1973, 1974)

**Career Highlights:** Recorded 271 receptions for 5,210 yards and 52 touchdowns as a Brown... As a rookie, led the team in receiving yards and helped the club capture the 1964 NFL championship... Was named All-Pro six times (1964, 1968, 1969, 1971, 1972 and 1973)... Named to three Pro Bowls with Cleveland (1965, 1969 and 1970)... Also played for the Miami Dolphins from 1971-74, including the undefeated 1972 team... Caught 427 passes for 8,565 yards and 85 touchdowns in his career... Inducted into the Cleveland Browns Ring of Honor... Enshrined in the Hall of Fame in 1983.

## BILL WILLIS



**NUMBER:** 30/45/60 • **POSITION:** Middle Guard  
**HEIGHT:** 6-2 • **WEIGHT:** 213 • **COLLEGE:** Ohio State  
**LIFE:** October 5, 1921 - November 27, 2007  
**YEARS WITH BROWNS:** 8 • **YEARS IN NFL:** 4  
**YEARS IN AAFC:** 4

**Pro Bowl Selections:** 3 (1950, 1951, 1952)

**Career Highlights:** All-American tackle at Ohio State before joining the Browns in 1946... Helped the Browns to four consecutive AAFC championships from 1946-49 and to an NFL title in 1950... Played both ways for the Browns but excelled as the middle guard (over the center) on defense... All-Pro selection all eight seasons he played (1946-1953)... Selected to three consecutive Pro Bowls from 1950-52... Broke pro football's color barrier a full year in advance of Jackie Robinson doing the same in major league baseball... Inducted into the Cleveland Browns Ring of Honor... Enshrined in the Hall of Fame in 1977.

## NFL YEARLY AWARD WINNERS

### NFL Most Valuable Player Award

| Player     | Year  | Pos. | Highlights   |
|------------|-------|------|--|
| Jim Brown  | 1957* | RB   | Led the league with 942 rushing yards and added nine touchdowns as a rookie.                               |
| Jim Brown  | 1958* | RB   | Rushed for an NFL-record 1,527 yards and added 17 touchdowns, while leading the Browns to a 9-3 record.    |
| Jim Brown  | 1965  | RB   | Led the NFL with 1,544 rushing yards and added 21 total touchdowns.  |
| Brian Sipe | 1980  | QB   | Registered an NFL-best 91.4 passer rating and set Browns records with 30 touchdown passes and 4,132 yards. |

\*The award was called the NFL Most Outstanding Player Award from 1957-60

### Associated Press Offensive Rookie of the Year (established in 1957)

| Player    | Year | Pos. | Highlights   |
|-----------|------|------|--|
| Jim Brown | 1957 | RB   | Led the league with 942 rushing yards and added nine touchdowns. |

### Associated Press Defensive Rookie of the Year (established in 1967)

| Player     | Year | Pos. | Highlights  |
|------------|------|------|---|
| Chip Banks | 1982 | LB   | Led the Browns with 5.5 sacks, while adding one interception. |

### Associated Press Coach of the Year (established in 1967)

| Player        | Year | Highlights  |
|---------------|------|---|
| Forrest Gregg | 1976 | Led the Browns to a 9-5 record following a 3-11 season the previous year. |

## ALL-TIME NFL RECORDS

### Individual Records:

#### Most Touchdowns in a Single-Game

| Player    | Pos. | Total               | Opp.        | Date       |
|-----------|------|---------------------|-------------|------------|
| Dub Jones | WR   | 6 (4 rush, 2 rec.)* | vs. Chicago | 11/25/1951 |

\* Tied with two other players

#### Most Seasons Leading the NFL in Field Goals

| Player    | Pos. | Total | Year(s)             |
|-----------|------|-------|---------------------|
| Lou Groza | K    | 5     | 1950, 1952-54, 1957 |

#### Most Consecutive Seasons Leading the NFL in Field Goals

| Player    | Pos. | Total | Year(s) |
|-----------|------|-------|---------|
| Lou Groza | K    | 3     | 1952-54 |

### Most Seasons Leading the NFL in Rushing Yards

| Player    | Pos. | Total | Year(s)          |
|-----------|------|-------|------------------|
| Jim Brown | RB   | 8     | 1957-61, 1963-65 |

### Most Seasons Leading the NFL in Touchdowns

| Player    | Pos. | Total | Year(s)             |
|-----------|------|-------|---------------------|
| Jim Brown | RB   | 5     | 1957-59, 1963, 1965 |

### Team Records:

#### Most Consecutive Games Scoring a Touchdown

| Team             | Total | Year(s) |
|------------------|-------|---------|
| Cleveland Browns | 166   | 1957-69 |

## BROWNS IN THE HALL OF FAME

The rich tradition of the Cleveland Browns boasts 16 members in the Pro Football Hall of Fame, which is the sixth-highest total in the NFL. Only the Chicago Bears, Green Bay Packers, New York Giants, Pittsburgh Steelers and Washington Redskins claim more Hall of Famers.

### MOST PRO FOOTBALL HALL OF FAMERS BY TEAM

| Team                   | Hall of Fame Enshrinees |
|------------------------|-------------------------|
| 1. Chicago Bears       | 27                      |
| 2. Green Bay Packers   | 23                      |
| 3. Pittsburgh Steelers | 21                      |
| 4. New York Giants     | 20                      |
| Washington Redskins    | 20                      |
| 6. Cleveland Browns    | 16                      |

\*Based upon official numbers provided by the Pro Football Hall of Fame. Players are recognized by teams with whom they played a significant portion of their career. All numbers have been updated to include the 2016 Hall of Fame Class.

## NFL WEEKLY AND MONTHLY AWARD WINNERS

### 1984

TE Ozzie Newsome – AFC Offensive Player of the Week (Week 7)  
LB Clay Matthews – AFC Defensive Player of the Week (Week 12)

### 1985

RB Kevin Mack – AFC Offensive Player of the Week (Week 5)  
QB Bernie Kosar – AFC Offensive Player of the Week (Week 15)

### 1986

CB Hanford Dixon – AFC Defensive Player of the Week (Week 2)  
QB Bernie Kosar – AFC Offensive Player of the Week (Week 10)  
QB Bernie Kosar – AFC Offensive Player of the Week (Week 12)

### 1987

DB Felix Wright – AFC Defensive Player of the Week (Week 7)  
RB Earnest Byner – AFC Offensive Player of the Week (Week 9)  
CB Frank Minnifield – AFC Defensive Player of the Week (Week 11)  
QB Bernie Kosar – AFC Offensive Player of the Week (Week 14)

### 1988

LB Mike Johnson – AFC Defensive Player of the Week (Week 8)  
S Felix Wright – AFC Defensive Player of the Month (December)

### 1989

LB David Grayson – AFC Defensive Player of the Week (Week 1)  
LB Mike Johnson – AFC Defensive Player of the Month (September)  
WR Webster Slaughter – AFC Offensive Player of the Week (Week 8)  
WR Webster Slaughter – AFC Offensive Player of the Month (October)

### 1991

LB Clay Matthews – AFC Defensive Player of the Week (Week 9)

### 1992

RB Eric Metcalf – AFC Offensive Player of the Week (Week 3)  
LB Mike Johnson – AFC Defensive Player of the Month (October)  
QB Bernie Kosar – AFC Offensive Player of the Week (Week 14)

### 1993

PR Eric Metcalf – AFC Special Teams Player of the Week (Week 8)  
PR Eric Metcalf AFC Special Teams Player of the Month (October)  
QB Vinny Testaverde – AFC Offensive Player of the Week (Week 17)

### 1994

PR Eric Metcalf – AFC Special Teams Player of the Week (Week 1)  
P Tom Tupa – AFC Special Teams Player of the Week (Week 5)  
P Tom Tupa – AFC Special Teams Player of the Week (Week 7)  
LB Pepper Johnson – AFC Defensive Player of the Week (Week 8)  
PR Eric Metcalf – AFC Special Teams Player of the Week (Week 8)  
ST Bennie Thompson – AFC Special Teams Player of the Month (November)  
S Eric Turner – AFC Defensive Player of the Week (Week 15)  
S Eric Turner – AFC Defensive Player of the Week (Week 17)  
S Eric Turner – AFC Defensive Player of the Month (December)

### 1995

QB Vinny Testaverde – AFC Offensive Player of the Month (September)  
K Matt Stover – AFC Special Teams Player of the Week (Week 8)  
WR Andre Rison – AFC Offensive Player of the Week (Week 17)

### 1999

QB Tim Couch – NFL Rookie of the Month (October)

### 2000

DE Keith McKenzie – AFC Defensive Player of the Week (Week 2)  
DE Courtney Brown – AFC Defensive Player of the Week (Week 3)

### 2001

K Phil Dawson – AFC Special Teams Player of the Week (Week 3)  
DB Anthony Henry – AFC Defensive Player of the Week (Week 10)

### 2002

QB Tim Couch – AFC Offensive Player of the Week (Week 3)  
WR Andre' Davis – AFC Special Teams Player of the Week (Week 7)  
WR Andre' Davis – Pepsi NFL Rookie of the Week (Week 8)  
RB William Green – Pepsi NFL Rookie of the Week (Week 12)

RB William Green – Pepsi NFL Rookie of the Week (Week 14)  
RB William Green – Pepsi NFL Rookie of the Week (Week 17)  
LB Earl Holmes – AFC Defensive Player of the Week (Week 17)

### 2003

DE Courtney Brown – AFC Defensive Player of the Week (Week 5)

### 2004

DE Kenard Lang – AFC Defensive Player of the Week (Week 1)

### 2005

QB Trent Dilfer – AFC Offensive Player of the Week (Week 2)  
P Kyle Richardson – AFC Special Teams Player of the Week (Week 9)  
LB Andra Davis – AFC Defensive Player of the Week (Week 11)  
RB Reuben Droughns – FedEx Ground NFL Player of the Week (Week 12)  
QB Charlie Frye – Diet Pepsi NFL Rookie of the Week (Week 13)  
K Phil Dawson – AFC Special Teams Player of the Week (Week 15)  
QB Charlie Frye – Diet Pepsi NFL Rookie of the Week (Week 15)  
QB Charlie Frye – Diet Pepsi NFL Rookie of the Week (Week 17)

### 2006

KR Joshua Cribbs – AFC Special Teams Player of the Week (Week 4)  
S Sean Jones – AFC Defensive Player of the Week (Week 8)

### 2007

QB Derek Anderson – AFC Offensive Player of the Week (Week 2)  
RB Jamal Lewis – FedEx Ground Player of the Week (Week 2)  
QB Derek Anderson – FedEx Air Player of the Week (Week 2)  
KR Joshua Cribbs – AFC Special Teams Player of the Month (September)  
Head Coach Romeo Crennel – Motorola NFL Coach of the Week (Week 4)  
Head Coach Romeo Crennel – Motorola NFL Coach of the Week (Week 9)  
KR Joshua Cribbs – AFC Special Teams Player of the Month (November)  
LT Joe Thomas – NFL Offensive Rookie of the Month (November)

### 2008

DB Eric Wright – AFC Defensive Player of the Week (Week 6)  
Head Coach Romeo Crennel – Motorola NFL Coach of the Week (Week 6)  
DL Shaun Rogers – GMC Sierra Defensive Player of the Week (Week 8)

### 2009

P Dave Zastudil – AFC Special Teams Player of the Week (Week 5)  
WR Joshua Cribbs – AFC Special Teams Player of the Week (Week 10)  
WR Joshua Cribbs – AFC Special Teams Player of the Week (Week 15)  
RB Jerome Harrison – FedEx Ground Player of the Week (Week 15)  
WR Joshua Cribbs – AFC Special Teams Player of the Month (December/January)

### 2010

LB David Bowens – AFC Defensive Player of the Week (Week 7)  
RB Peyton Hillis – AFC Offensive Player of the Week (Week 9)  
RB Peyton Hillis – FedEx Ground Player of the Week (Week 9)  
RB Peyton Hillis – FedEx Ground Player of the Week (Week 12)  
P Reggie Hodges – AFC Special Teams Player of the Week (Week 13)  
DB Joe Haden – NFL Defensive Rookie of the Month (November)

### 2011

LB D'Qwell Jackson – AFC Defensive Player of the Month (September)  
WR Joshua Cribbs – AFC Special Teams Player of the Week (Week 2)

### 2012

RB Trent Richardson – Pepsi Max NFL Rookie of the Week (Week 2)  
LB D'Qwell Jackson – AFC Defensive Player of the Week (Week 12)  
WR Travis Benjamin – AFC Special Teams Player of the Week (Week 14)

### 2013

P Spencer Lanning – AFC Special Teams Player of the Week (Week 3)  
WR Travis Benjamin – AFC Special Teams Player of the Week (Week 5)  
QB Jason Campbell – AFC Offensive Player of the Week (Week 9)

### 2014

LB Tank Carder – AFC Special Teams Player of the Week (Week 5)

### 2015

WR Travis Benjamin – AFC Special Teams Player of the Week (Week 2)  
QB Josh McCown – AFC Offensive Player of the Week (Week 5)

## ALL-LEAGUE SELECTIONS

1950 — Marion Motley (UP, AP), Mac Speedie (UP), Bill Willis (UP). 1951 — Tony Adamle (UP), Frank Gatski (UP, AP), Otto Graham (UP, AP), Lou Groza (UP), Dub Jones (UP, AP), Dante Lavelli (UP). 1952 — Len Ford (UP, AP), Frank Gatski (AP), Otto Graham (UP), Lou Groza (UP, AP), Mac Speedie (UP), Bill Willis (UP, AP). 1953 — Len Ford (UP, AP), Frank Gatski (UP, AP), Ken Gorgal (UP), Otto Graham (UP, AP), Lou Groza (UP, AP), Dante Lavelli (UP), Tommy Thompson (UP), Bill Willis (AP). 1954 — Len Ford (UP, AP, NEA), Abe Gibron (NEA), Otto Graham (UP, AP), Lou Groza (UP, AP, NEA), John Kissel (NEA). 1955 — Don Colo (UP, NEA), Len Ford (UP, NEA), Frank Gatski (UP, AP, NEA), Abe Gibron (UP, NEA), Otto Graham (UP, AP), Lou Groza (UP, AP, NEA), Don Paul (UP). 1956 — None. 1957 — Jim Brown (UP, AP, NEA), Don Colo (NEA), Lou Groza (UP) Mike McCormack (NEA). 1958 — Jim Brown (UP, AP, NEA), Bob Gain (NEA). 1959 — Jim Brown (UPI, AP, NEA), Jim Ray Smith (UPI, AP, NEA).

1960 — Jim Brown (UPI, AP, NEA), Jim Ray Smith (UPI, AP, NEA). 1961 — Jim Brown (UPI, AP, NEA), Jim Ray Smith (UPI, AP, NEA). 1962 — Jim Ray Smith (NEA). 1963 — Jim Brown (UPI, AP, NEA), Dick Schafrath (AP). 1964 — Jim Brown (UPI, AP, NEA), Jim Houston (NEA), Dick Schafrath (AP, UPI), Paul Warfield (NEA). 1965 — Jim Brown (UPI, AP, NEA), Gary Collins (UPI), Jim Houston (UPI), Dick Schafrath (UPI, AP). 1966 — Gene Hickerson (NEA), Leroy Kelly (UPI, AP, NEA). 1967 — Gene Hickerson (AP, NEA, UPI), Leroy Kelly (AP, NEA, UPI). 1968 — Gene Hickerson (AP, NEA, UPI), Leroy Kelly (AP, NEA, UPI), Paul Warfield (NEA, UPI). 1969 — Gary Collins (AP, UPI), Gene Hickerson (AP, UPI), Leroy Kelly (NEA), Paul Warfield (NEA).

1970 — Gene Hickerson (UPI, PFWA). 1971 — Leroy Kelly (NEA). 1972 — Don Cockroft (NEA). 1973 — Clarence Scott (UPI). 1974 — None. 1975 — None. 1976 — Jerry Sherk (AP, NEA, PFWA). 1977 — None. 1978 — Thom Darden (NEA, PFWA). 1979 — Ozzie Newsome (PFWA).

1980 — Lyle Alzado (AP, UPI), Joe DeLamielleure (NEA, PFWA, UPI), Brian Sipe (AP, PFWA, NEA, UPI). 1981 — None. 1982 — None. 1983 — Chip Banks (AP, PFWA). 1984 — Clay Matthews (NEA), Ozzie Newsome (AP, NEA, PFWA). 1985 — None. 1986 — Chip Banks (UPI, AP), Hanford Dixon (AP, PFWA, NEA, UPI), Dan Fike (NEA), Bob Golic (AP, NEA), Frank Minnifield (UPI). 1987 — Hanford Dixon (AP, NEA, PFWA, UPI), Frank Minnifield (AP, NEA, PFWA, UPI), Bernie Kosar (UPI), Earnest Byner (UPI), Dan Fike (UPI), Carl Hairston (UPI), Cody Risien (UPI). 1988 — Hanford Dixon (AP), Frank Minnifield (AP, NEA, PFWA, UPI), Clay Matthews (UPI). 1989 — Mike Johnson (UPI), Frank Minnifield (AP, UPI), Clay Matthews (UPI), Michael Dean Perry (AP, UPI, PFWA), Webster Slaughter (AP, UPI).

1990 — Michael Dean Perry (AP, UPI, PFWA, NEA). 1991 — Michael Dean Perry (AP, USA, NEA). 1992 — None. 1993 — Eric Metcalf (AP, PFWA, UPI). 1994 — Rob Burnett (UPI) Pepper Johnson (UPI, USA), Tony Jones (AP), Michael Dean Perry (AP, UPI), Matt Stover (UPI), Eric Turner (AP, PFWA, UPI). 1995 — None. 1999 — None.

2000 — Chris Gardocki (AP Second Team). 2001 — Jamir Miller (AP, College and Pro Football Weekly, Football Digest, Pro Football Weekly, Sports Illustrated, Sporting News). 2002 — None. 2003 — None. 2004 — None. 2005 — None. 2006 — None. 2007 — Phil Dawson (AP Second Team), Joshua Cribbs (PFWA, Sporting News, AP Second Team), Braylon Edwards (Sporting News, AP Second Team), Joe Thomas (PFWA All-Rookie). 2008 — Joshua Cribbs (Sports Illustrated), Joe Thomas (AP 2nd Team). 2009 — Blake Costanzo (Sports Illustrated), Joshua Cribbs (AP 1st Team, PFWA, Sports Illustrated), Alex Mack (PFWA All-Rookie), Joe Thomas (AP 1st Team, PFWA, Sports Illustrated).

2010 — Joe Haden (PFWA All-Rookie), Alex Mack (Sports Illustrated), Joe Thomas (AP 1st Team, PFWA, Sporting News), T.J. Ward (PFWA All-Rookie, PFWA Rookie Special Teamer). 2011 — Jabaal Sheard (PFWA All-Rookie), Phil Taylor (PFWA All-Rookie), Joe Thomas (AP 1st Team, PFWA, Sports Illustrated). 2012 — Johnson Bademosi (PFWA Rookie Special Teamer), Phil Dawson (AP 2nd Team), Mitchell Schwartz (PFWA All-Rookie), Joe Thomas (AP 2nd Team), T.J. Ward (Sports Illustrated). 2013 — Jordan Cameron (PFWA All-AFC Team), Josh Gordon (AP 1st Team, PFWA All-NFL Team), Joe Haden (AP 2nd Team, PFWA All-AFC Team), Alex Mack (AP 2nd Team, PFWA All-AFC Team), Joe Thomas (AP 1st Team, PFWA All-NFL Team), T.J. Ward (AP 2nd Team). 2014 — Joel Bitonio (PFWA All-AFC Team, PFWA All-Rookie Team), Joe Thomas (AP 1st Team, PFWA All-NFL Team). 2015 — Alex Mack (PFWA All-AFC Team), Joe Thomas (AP 1st Team, PFWA All-NFL Team).

## PRO BOWL SELECTIONS BY YEAR

1951 — FB Tony Adamle, QB Otto Graham, T Lou Groza, G Weldon Humble, FB Marion Motley, E (WR) Mac Speedie, G Bill Willis. 1952 — FB Tony Adamle, HB Ken Carpenter, DE Len Ford, T Lou Groza, QB Otto Graham, HB Dub Jones, E (WR) Dante Lavelli, G Bill Willis. 1953 — DE Len Ford, G Abe Gibron, E (WR) Horace Gillom, QB Otto Graham, T Lou Groza, HB Dub Jones, E (WR) Mac Speedie, G Bill Willis. 1954 — DE Len Ford, G Abe Gibron, QB Otto Graham, T Lou Groza, FB Harry Jagade, HB Tommy James, E (WR) Dante Lavelli, HB Ray Renfro. 1955 — T Don Colo, DE Len Ford, G Abe Gibron, QB Otto Graham, T Lou Groza, FB Harry Jagade, E (WR) Dante Lavelli. 1956 — E (WR) Darrel Brewster, T Don Colo, G Abe Gibron, T Lou Groza, HB Ken Konz, FB Fred Morrison. 1957 — E (WR) Darrel Brewster, C Frank Gatski, T Mike McCormack, LB Walt Michaels, S Don Paul. 1958 — FB Jim Brown, DT Bob Gain, T Lou Groza, T Mike McCormack, LB Walt Michaels, S Don Paul, HB Ray Renfro. 1959 — FB Jim Brown, T Don Colo, DT Bob Gain, T Lou Groza, LB Walt Michaels, S Don Paul, G Jim Ray Smith.

1960 — FB Jim Brown, DE Bob Gain, T Lou Groza, C Art Hunter, LB Walt Michaels, G Jim Ray Smith. 1961 — FB Jim Brown, T Mike McCormack, HB Bobby Mitchell, DB Bernie Parrish, QB Mitt Plum, G Jim Ray Renfro, G Jim Ray Smith. 1962 — FB Jim Brown, DT Bob Gain, T Mike McCormack, C John Morrow, QB Mitt Plum, G Jim Ray Smith. 1963 — FB Jim Brown, LB Galen Fiss, DT Bob Gain, DE Bill Glass, T Mike McCormack, G Jim Ray Smith. 1964 — FB Jim Brown, LB Galen Fiss, DE Bill Glass, C John Morrow, DB Bernie Parrish, T Dick Schafrath. 1965 — FB Jim Brown, DE Bill Glass, LB Jim Houston, DT Dick Modzelewski, QB Frank Ryan, T Dick Schafrath, WR Paul Warfield. 1966 — FB Jim Brown, FL (WR) Gary Collins, G Gene Hickerson, LB Jim Houston, QB Frank Ryan, T Dick Schafrath, DE Paul Wiggins, G John Wooten. 1967 — LB Johnny Brewer, FL (WR) Gary Collins, FB Ernie Green, G Gene Hickerson, HB Leroy Kelly, QB Frank Ryan, T Dick Schafrath, G John Wooten. 1968 — DE Bill Glass, FB Ernie Green, G Gene Hickerson, DT Walter Johnson, HB Leroy Kelly, T Dick Schafrath, DE Paul Wiggins. 1969 — DB Erich Barnes, G Gene Hickerson, DT Walter Johnson, DB Ernie Kellermann, HB Leroy Kelly, TE Mitt Morin, T Dick Schafrath, WR Paul Warfield.

1970 — DE Jack Gregory, G Gene Hickerson, C Fred Hoaglin, LB Jim Houston, DT Walter Johnson, HB Leroy Kelly, QB Bill Nelsen, WR Paul Warfield. 1971 — G Gene Hickerson, LB Jim Houston, HB Leroy Kelly. 1972 — HB Leroy Kelly, TE Mitt Morin. 1973 — CB Ben Davis. 1974 — KR Greg Pruitt, CB Clarence Scott, DT Jerry Sherk. 1975 — RB Greg Pruitt, DT Jerry Sherk. 1976 — DT Jerry Sherk. 1977 — RB Greg Pruitt, DT Jerry Sherk. 1978 — RB Greg Pruitt. 1979 — S Thom Darden.

1980 — C Tom DeLeone, RB Mike Pruitt. 1981 — G Joe DeLamielleure, C Tom DeLeone, T Doug Dieken, RB Mike Pruitt, QB Brian Sipe. 1982 — TE Ozzie Newsome. 1983 — LB Chip Banks. 1984 — LB Chip Banks. 1985 — TE Ozzie Newsome. 1986 — LB Chip Banks, NT Bob Golic, RB Kevin Mack, LB Clay Matthews. 1987 — LB Chip Banks, CB Hanford Dixon, NT Bob Golic, CB Frank Minnifield, T Cody Risien. 1988 — CB Hanford Dixon, NT Bob Golic, QB Bernie Kosar, RB Kevin Mack, LB Clay Matthews, KR Gerald McNeil, CB Frank Minnifield, T Cody Risien. 1989 — CB Hanford Dixon, LB Clay Matthews, CB Frank Minnifield.

1990 — LB Mike Johnson, LB Clay Matthews, CB Frank Minnifield, NT Michael Dean Perry, WR Webster Slaughter. 1991 — LB Mike Johnson, NT Michael Dean Perry. 1992 — NT Michael Dean Perry. 1993 — None. 1994 — KR Eric Metcalf, NT Michael Dean Perry. 1995 — DE Rob Burnett, FB Leroy Hoard, LB Pepper Johnson, KR Eric Metcalf, NT Michael Dean Perry, S Eric Turner. 1996 — None.

2000 — None. 2001 — None. 2002 — LB Jamir Miller. 2003 — None. 2004 — None. 2005 — None. 2006 — None. 2007 — None. 2008 — QB Derek Anderson, KR Joshua Cribbs, WR Braylon Edwards, LS Ryan Pontbriand, T Joe Thomas, TE Kellen Winslow. 2009 — LS Ryan Pontbriand, DT Shaun Rogers, T Joe Thomas.

2010 — KR Joshua Cribbs, T Joe Thomas. 2011 — C Alex Mack, T Joe Thomas. 2012 — T Joe Thomas. 2013 — KR Joshua Cribbs, K Phil Dawson, T Joe Thomas. 2014 — TE Jordan Cameron, WR Josh Gordon, G Joe Haden, C Alex Mack, T Joe Thomas, S T.J. Ward. 2015 — S Tashaun Gipson, CB Joe Haden, T Joe Thomas, S Donté Whitner. 2016 — TE Gary Barnidge, C Alex Mack, T Joe Thomas.

(Year indicates the year in which Pro Bowl game was played.)

## PRO BOWL SELECTIONS BY PLAYER

| Player (Pos.).....           | Total (Years)                          | Kellermann, Ernie (DB) .....  | 1 (1969)                               |
|------------------------------|--|-------------------------------|--|
| Adamle, Tony (FB).....       | 2 (1951, 1952)                         | Kelly, Leroy (HB) .....       | 6 (1967, 1968, 1969, 1970, 1971, 1972) |
| Anderson, Derek (QB).....    | 1 (2008)                               | Konz, Ken (HB).....           | 1 (1956)                               |
| Banks, Chip (LB).....        | 4 (1983, 1984, 1986, 1987)             | Kosar, Bernie (QB).....       | 1 (1988)                               |
| Barnes, Erich (DB).....      | 1 (1969)                               | Lavelli, Dante (E/WR).....    | 3 (1952, 1954, 1955)                   |
| Barnidge, Gary (TE).....     | 1 (2016)                               | Mack, Alex (C).....           | 3 (2011, 2014, 2016)                   |
| Brewer, Johnny (LB).....     | 1 (1967)                               | Mack, Kevin (RB).....         | 2 (1986, 1988)                         |
| Brewster, Darrel (E/WR)..... | 2 (1956, 1957)                         | Matthews, Clay (LB).....      | 4 (1986, 1988, 1989, 1990)             |
| Brown, Jim (FB).....         | 9 (1958-66)                            | McCormack, Mike (T).....      | 5 (1957, 1958, 1961, 1962, 1963)       |
| Burnett, Rob (DE).....       | 1 (1995)                               | McNeil, Gerald (KR).....      | 1 (1988)                               |
| Cameron, Jordan (TE).....    | 1 (2014)                               | Melcalf, Eric (KR).....       | 2 (1994, 1995)                         |
| Carpenter, Ken (HB).....     | 1 (1952)                               | Michaels, Walt (LB).....      | 4 (1957, 1958, 1959, 1960)             |
| Collins, Gary (FL/WR).....   | 2 (1966, 1967)                         | Miller, Jamir (LB).....       | 1 (2002)                               |
| Colo, Don (T).....           | 3 (1955, 1956, 1959)                   | Minnifield, Frank (CB).....   | 4 (1987, 1988, 1989, 1990)             |
| Cribbs, Joshua (KR).....     | 3 (2008, 2010, 2013)                   | Mitchell, Bobby (HB).....     | 1 (1961)                               |
| Darden, Thom (S).....        | 1 (1979)                               | Modzelewski, Dick (DT).....   | 1 (1965)                               |
| Davis, Ben (CB).....         | 1 (1973)                               | Morin, Mill (TE).....         | 2 (1969, 1972)                         |
| Dawson, Phil (K).....        | 1 (2013)                               | Morrison, Fred (FB).....      | 1 (1956)                               |
| DeLamielleure, Joe (G).....  | 1 (1981)                               | Morrow, John (C).....         | 2 (1962, 1964)                         |
| DeLeone, Tom (C).....        | 2 (1980, 1981)                         | Motley, Marion (FB).....      | 1 (1951)                               |
| Dieken, Doug (T).....        | 1 (1981)                               | Nelsen, Bill (QB).....        | 1 (1970)                               |
| Dixon, Hanford (CB).....     | 3 (1987, 1988, 1989)                   | Newsome, Ozzie (TE).....      | 3 (1982, 1985, 1986)                   |
| Edwards, Brayton (WR).....   | 1 (2008)                               | Parrish, Bernie (DB).....     | 2 (1961, 1964)                         |
| Fiss, Galen (LB).....        | 2 (1963, 1964)                         | Paul, Don (S).....            | 3 (1957, 1958, 1959)                   |
| Ford, Len (DE).....          | 4 (1952, 1953, 1954, 1955)             | Perry, Michael Dean (NT)..... | 5 (1990, 1991, 1992, 1994, 1995)       |
| Gain, Bob (DT/DE).....       | 5 (1958, 1959, 1960, 1962, 1963)       | Plum, Mill (QB).....          | 2 (1961, 1962)                         |
| Gatski, Frank (C).....       | 1 (1957)                               | Pontbriand, Ryan (LS).....    | 2 (2008, 2009)                         |
| Gibron, Abe (G).....         | 4 (1953, 1954, 1955, 1956)             | Pruitt, Greg (KR-RB).....     | 4 (1974, 1975, 1977, 1978)             |
| Gillom, Horace (E/WR).....   | 1 (1953)                               | Pruitt, Mike (RB).....        | 2 (1980, 1981)                         |
| Gipson, Tashawn (S).....     | 1 (2015)                               | Renfro, Ray (HB).....         | 3 (1954, 1958, 1961)                   |
| Glass, Bill (DE).....        | 4 (1963, 1964, 1965, 1968)             | Risien, Cody (T).....         | 2 (1987, 1988)                         |
| Golic, Bob (NT).....         | 3 (1986, 1987, 1988)                   | Rogers, Shaun (DT).....       | 1 (2009)                               |
| Gordon, Josh (WR).....       | 1 (2014)                               | Ryan, Frank (QB).....         | 3 (1965, 1966, 1967)                   |
| Graham, Otto (QB).....       | 5 (1951, 1952, 1953, 1954, 1955)       | Schaffrath, Dick (T).....     | 6 (1964, 1965, 1966, 1967, 1968, 1969) |
| Green, Ernie (FB).....       | 2 (1967, 1968)                         | Scott, Clarence (CB).....     | 1 (1974)                               |
| Gregory, Jack (DE).....      | 1 (1970)                               | Sherk, Jerry (DT).....        | 4 (1974, 1975, 1976, 1977)             |
| Groza, Lou (T).....          | 9 (1951-56, 1958-60)                   | Sipe, Brian (QB).....         | 1 (1981)                               |
| Haden, Joe (CB).....         | 2 (2014, 2015)                         | Slaughter, Webster (WR).....  | 1 (1990)                               |
| Hickerson, Gene (G).....     | 6 (1966, 1967, 1968, 1969, 1970, 1971) | Smith, Jim Ray (G).....       | 5 (1959, 1960, 1961, 1962, 1963)       |
| Hoaglin, Fred (C).....       | 1 (1970)                               | Speedie, Mac (E/WR).....      | 2 (1951, 1953)                         |
| Hoard, Leroy (FB).....       | 1 (1995)                               | Thomas, Joe (T).....          | 9 (2008-16)                            |
| Houston, Jim (LB).....       | 4 (1965, 1966, 1970, 1971)             | Turner, Eric (S).....         | 1 (1995)                               |
| Humble, Weldon (G).....      | 1 (1951)                               | Ward, T.J. (S).....           | 1 (2014)                               |
| Hunter, Art (C).....         | 1 (1960)                               | Warfield, Paul (WR).....      | 3 (1965, 1969, 1970)                   |
| Jagade, Harry (FB).....      | 2 (1954, 1955)                         | Whitner, Donte (S).....       | 1 (2015)                               |
| James, Tommy (HB).....       | 1 (1954)                               | Wiggin, Paul (DE).....        | 2 (1966, 1968)                         |
| Johnson, Mike (LB).....      | 2 (1990, 1991)                         | Willis, Bill (G).....         | 3 (1951, 1952, 1953)                   |
| Johnson, Pepper (LB).....    | 1 (1995)                               | Winslow, Kellen (TE).....     | 1 (2008)                               |
| Johnson, Walter (DT).....    | 3 (1968, 1969, 1970)                   | Wooten, John (G).....         | 2 (1966, 1967)                         |
| Jones, Dub (HB).....         | 2 (1952, 1953)                         |                               |  |

(Year indicates the year in which Pro Bowl game was played.)

## MOST PRO BOWL SELECTIONS

The Browns have had 98 individuals selected to the Pro Bowl with 56 players earning the honor multiple times. Offensive lineman Joe Thomas, running back Jim Brown and offensive lineman/kicker Lou Groza share the team lead with nine Pro Bowl selections each.

### BROWNS MOST PRO BOWL SELECTIONS

|    | Player                 | Pos. | Years#                  | Total    |
|----|------------------------|------|-------------------------|----------|
| 1. | <b>Joe Thomas</b>      | T    | <b>2008-16</b>          | <b>9</b> |
|    | <b>Jim Brown*</b>      | RB   | <b>1958-66</b>          | <b>9</b> |
|    | <b>Lou Groza*</b>      | T    | <b>1951-56, 1958-60</b> | <b>9</b> |
| 4. | <b>Leroy Kelly*</b>    | RB   | <b>1967-72</b>          | <b>6</b> |
|    | <b>Gene Hickerson*</b> | G    | <b>1966-71</b>          | <b>6</b> |
|    | <b>Dick Schaffrath</b> | T    | <b>1964-69</b>          | <b>6</b> |

\*Denotes member of the Pro Football Hall of Fame

#Year indicates the year in which Pro Bowl game was played

Orange denotes current player

## TEAM AWARD WINNERS

### ED BLOCK COURAGE AWARD

An annual recognition to the athlete who exemplifies the qualities of courage, compassion, commitment and community service, named after Ed Block, the former head athletic trainer of the Baltimore Colts.

|      |                      |
|------|----------------------|
| 1984 | WR Willis Adams      |
| 1985 | DE Carl Hairston     |
| 1986 | TE Ozzie Newsome     |
| 1987 | RB Earnest Byner     |
| 1988 | LB Eddie Johnson     |
| 1989 | T Cody Risien        |
| 1990 | RB Kevin Mack        |
| 1991 | CB Mark Harper       |
| 1992 | WR Lawyer Tillman    |
| 1993 | WR Patrick Rowe      |
| 1994 | LB Carl Banks        |
| 1995 | DB Bennie Thompson   |
| 1999 | DE Derrick Alexander |
| 2000 | LB Jamir Miller      |
| 2001 | OG Jeremy McKinney   |
| 2002 | TE Mark Campbell     |
| 2003 | DL Courtney Brown    |
| 2004 | RB Lee Suggs         |
| 2005 | LB Kenard Lang       |
| 2006 | K Phil Dawson        |
| 2007 | DB Gary Baxter       |
| 2008 | WR Joe Jurevicius    |
| 2009 | WR Mike Furrey       |
| 2010 | LB Eric Barton       |
| 2011 | LB D'Qwell Jackson   |
| 2012 | P Reggie Hodges      |
| 2013 | DB T.J. Ward         |
| 2014 | DL Desmond Bryant    |
| 2015 | OL Alex Mack         |

### MAURICE BASSETT AWARD

Named in 1985 in honor of RB Maurice Bassett, who played for the Browns from 1954-56, and given to the Browns' most outstanding rookie in training camp as voted by the media.

|      |                     |
|------|---------------------|
| 1985 | DT David Morrill    |
| 1986 | DE Ralph Malone     |
| 1987 | FB Tim Manoa        |
| 1988 | DB Brian Washington |
| 1989 | DE Andrew Stewart   |
| 1990 | DE Rob Burnett      |
| 1991 | WR Michael Jackson  |
| 1992 | RB Tommy Vardell    |
| 1993 | C Steve Everitt     |
| 1994 | DB Antonio Langham  |
| 1995 | QB Eric Zeier       |
| 2001 | DB Anthony Henry    |
| 2002 | LB Kevin Bentley    |
| 2003 | WR C.J. Jones       |
| 2004 | QB Luke McCown      |
| 2005 | QB Charlie Frye     |
| 2006 | RB Jerome Harrison  |
| 2007 | DB Eric Wright      |
| 2008 | LB Alex Hall        |
| 2009 | RB James Davis      |
| 2010 | DB T.J. Ward        |
| 2011 | WR Greg Little      |
| 2012 | QB Brandon Weeden   |
| 2013 | LB Barkevious Mingo |
| 2014 | LB Chris Kirksey    |
| 2015 | DL Danny Shelton    |

### ART ROONEY SPORTSMANSHIP AWARD

An annual honor started in 2014 for players who exemplify outstanding sportsmanship on the field. The award was created in honor of the late Art Rooney, Sr.

|      |                |
|------|----------------|
| 2014 | DB Joe Haden   |
| 2015 | QB Josh McCown |

### WALTER PAYTON MAN OF THE YEAR AWARD

Named in 1999 after Walter Payton, this honor recognizes a player's off-the-field community service as well as his playing excellence.

|      |                    |
|------|--------------------|
| 1999 | OG Jim Pyme        |
| 2000 | LB Jamir Miller    |
| 2001 | LB Wali Rainer     |
| 2002 | RB Jamel White     |
| 2003 | QB Kelly Holcomb   |
| 2004 | DE Kenard Lang     |
| 2005 | QB Trent Diller    |
| 2006 | QB Charlie Frye    |
| 2007 | WR Braylon Edwards |
| 2008 | K Phil Dawson      |
| 2009 | WR Mike Furrey*    |
| 2010 | OL Joe Thomas      |
| 2011 | WR Joshua Cribbs   |
| 2012 | OL Joe Thomas*     |
| 2013 | LB Jabaal Sheard   |
| 2014 | LB Craig Robertson |
| 2015 | TE Gary Barnidge   |

\*Denotes NFL Finalist

### SALUTE TO SERVICE AWARD

An annual honor started in 2013 for coaches, active and retired players, and team executives and personnel who best demonstrate support for the military community.

|      |                    |
|------|--------------------|
| 2013 | LB D'Qwell Jackson |
| 2014 | OL Alex Mack       |
| 2015 | OL Alex Mack       |

### PRO FOOTBALL WRITERS OF AMERICA DINO LUCARELLI "GOOD GUY AWARD"

Given annually to the player to reward him for his cooperation with the media and for the way a player carries himself in the community and with his teammates.

|      |                      |
|------|----------------------|
| 2001 | QB Tim Couch         |
| 2002 | DB Corey Fuller      |
| 2003 | OL Shaun O'Hara      |
| 2004 | DB Daylon McCutcheon |
| 2005 | C Jeff Faine         |
| 2006 | DB Brian Russell     |
| 2007 | K Phil Dawson        |
| 2008 | DB Brandon McDonald  |
| 2009 | LB David Bowens      |
| 2010 | OL Joe Thomas        |
| 2011 | DB Mike Adams        |
| 2012 | LB D'Qwell Jackson   |
| 2013 | OL Joe Thomas        |
| 2014 | QB Brian Hoyer       |
| 2015 | QB Josh McCown       |

### PRO FOOTBALL WRITERS OF AMERICA PLAYER OF THE YEAR

|      |                     |
|------|---------------------|
| 2001 | LB Jamir Miller     |
| 2002 | RB William Green    |
| 2003 | LB Andra Davis      |
| 2004 | SS Robert Griffith  |
| 2005 | RB Reuben Droughns  |
| 2006 | LB Kamerion Wimbley |
| 2007 | QB Derek Anderson   |
| 2008 | DL Shaun Rogers     |
| 2009 | WR Joshua Cribbs    |
| 2010 | RB Peyton Hillis    |
| 2011 | LB D'Qwell Jackson  |
| 2012 | K Phil Dawson       |
| 2013 | WR Josh Gordon      |
| 2014 | OL Joe Thomas       |
| 2015 | TE Gary Barnidge    |

# ALL-TIME ROSTER

|   |                  |
|---|------------------|
| <b>A</b>  |                  |
| <b>Abdullah, Hamza</b> (DB) Washington State .....      | #2008            |
| <b>Abdullah, Rahim</b> (LB) Clemson.....                | 1999-00          |
| <b>Abdul-Jabbar, Karim</b> (RB) UCLA.....               | 1999             |
| <b>Abrams, Bobby</b> (LB) Michigan.....                 | 1992             |
| <b>Acho, Emmanuel</b> (LB) Texas.....                   | #2012            |
| <b>Adamle, Tony</b> (LB) Ohio State.....                | 1947-51, 1954    |
| <b>Adams, Chet</b> (T) Ohio University.....             | 1946-48          |
| <b>Adams, Keith</b> (LB) Clemson.....                   | 2007             |
| <b>Adams, Mike</b> (DB) Delaware.....                   | 2007-11          |
| <b>Adams, Pete</b> (G) Southern California.....         | 1974, 1976       |
| <b>Adams, Stefon</b> (DB) Auburn.....                   | 1990             |
| <b>Adams, Titus</b> (DL) Nebraska.....                  | #2009, 2010      |
| <b>Adams, Vashone</b> (DB) Eastern Michigan.....        | 1995             |
| <b>Adams, Willis</b> (WR) Houston.....                  | 1979-85          |
| <b>Agase, Alex</b> (G) Illinois.....                    | 1948-51          |
| <b>Agnew, Ray</b> (FB) Southern Illinois.....           | 2014             |
| <b>Aiken, Sam</b> (WR) North Carolina.....              | 2010             |
| <b>Akins, Al</b> (RB) Washington State.....             | 1946             |
| <b>Akins, Chris</b> (DB) Arkansas Pine-Bluff.....       | 2001-02          |
| <b>Aldridge, Allen</b> (DE) Prairie View.....           | 1974             |
| <b>Alexander, Eric</b> (LB) Louisiana State.....        | 2010             |
| <b>Alexander, Derrick</b> (WR) Michigan.....            | 1994-95          |
| <b>Alexander, Derrick</b> (DL) Florida State.....       | 1999             |
| <b>Ali, Charles</b> (FB) Arkansas Pine-Bluff.....       | 2007-08          |
| <b>Allen, Ermal</b> (QB) Kentucky.....                  | 1947             |
| <b>Allen, Greg</b> (RB) Florida State.....              | 1985             |
| <b>Allen, Jake</b> (WR) Mississippi College.....        | 2009             |
| <b>Alston, Richard</b> (WR) East Carolina.....          | 2004             |
| <b>Alzado, Lyle</b> (DE) Yankton.....                   | 1979-81          |
| <b>Ambrose, Dick</b> (LB) Virginia.....                 | 1975-83          |
| <b>Amstutz, Joe</b> (C) Indiana.....                    | 1957             |
| <b>Anderson, Derek</b> (QB) Oregon State.....           | #2005, 2006-09   |
| <b>Anderson, Preston</b> (DB) Rice.....                 | 1974             |
| <b>Anderson, Stuart</b> (LB) Virginia.....              | 1984             |
| <b>Andrews, Billy</b> (LB) Southeastern Louisiana.....  | 1967-74          |
| <b>Andruzzi, Joe</b> (OL) South Connecticut State.....  | 2005-06          |
| <b>Armstrong, Quincy</b> (C) North Texas.....           | 1954             |
| <b>Arvie, Herman</b> (OL) Grambling.....                | 1993-95          |
| <b>Askin, John</b> (G) Notre Dame.....                  | *1987            |
| <b>Athas, Pete</b> (DE) Tennessee.....                  | 1975             |
| <b>Atkins, Doug</b> (DE) Tennessee.....                 | 1953-54          |
| <b>Aubrey, Josh</b> (DB) Stephen F. Austin.....         | 2013             |
| <b>Austin, Miles</b> (WR) Monmouth.....                 | 2014             |
| <b>B</b>  |                  |
| <b>Baab, Mike</b> (C) Texas.....                        | 1982-87, 1990-91 |
| <b>Bademosi, Johnson</b> (DB) Stanford.....             | 2012-15          |
| <b>Babich, Bob</b> (LB) Miami (Ohio).....               | 1973-78          |
| <b>Bahr, Matt</b> (K) Penn State.....                   | 1981-89          |
| <b>Baker, Al</b> (DE) Colorado State.....               | 1987, 1989-90    |
| <b>Baker, Sam</b> (P-K) Oregon State.....               | 1960-61          |
| <b>Baker, Edwin</b> (RB) Michigan State.....            | 2013             |
| <b>Baker, Tony</b> (RB) East Carolina.....              | 1986, 1988       |
| <b>Baldwin, Keith</b> (DE) Texas A&M.....               | 1982-85          |
| <b>Baldwin, Randy</b> (RB) Mississippi.....             | #1991-94         |
| <b>Ball, Jerry</b> (DT) Southern Methodist.....         | 1993, 1999       |
| <b>Bandison, Romeo</b> (DL) Oregon.....                 | #1994-95         |
| <b>Banker, Ted</b> (G) Southeast Mississippi State..... | 1989             |
| <b>Banks, Carl</b> (LB) Michigan State.....             | 1994-95          |
| <b>Banks, Chip</b> (LB) Southern California.....        | 1982-86          |
| <b>Banks, Fred</b> (WR) Liberty.....                    | 1985             |
| <b>Banks, Robert</b> (DE) Notre Dame.....               | 1989-90          |
| <b>Barclay, Chris</b> (RB) Wake Forest.....             | #2006            |
| <b>Barisich, Carl</b> (DT) Princeton.....               | 1973-75          |
| <b>Barker, Roy</b> (DE) North Carolina.....             | 1999             |
| <b>Barnes, Erich</b> (DB) Purdue.....                   | 1965-71          |
| <b>Barnes, Rashidi</b> (DB) Colorado.....               | 2000             |
| <b>Barnett, Harlon</b> (S) Michigan State.....          | 1990-92          |
| <b>Barnett, Vincent</b> (S) Arkansas State.....         | *1987            |
| <b>Barney, Eppie</b> (WR) Iowa State.....               | 1967-68          |
| <b>Barnidge, Gary</b> (TE) Louisville.....              | 2013-15          |

|  |                |
|--|----------------|
| <b>Bartel, Richard</b> (QB) Tarleton State.....        | #2008          |
| <b>Barton, Eric</b> (LB) Maryland.....                 | 2009-10        |
| <b>Bassett, Maurice</b> (RB) Langston.....             | 1954-56        |
| <b>Bates, Michael</b> (WR/KR) Arizona.....             | 1995           |
| <b>Bates, Phil</b> (WR) Ohio.....                      | #2014          |
| <b>Battle, Jim</b> (DE) Southern University.....       | 1966           |
| <b>Baugh, Tom</b> (C) Southern Illinois.....           | 1989           |
| <b>Bavaro, Mark</b> (TE) Notre Dame.....               | 1992           |
| <b>Baxter, Gary</b> (DB) Baylor.....                   | 2005-06, #2007 |
| <b>Beach, Walter</b> (DB) Central Michigan.....        | 1963-66        |
| <b>Beamon, Autry</b> (DB) East Texas State.....        | 1980-81        |
| <b>Beasley, Chad</b> (OT) Virginia Tech.....           | 2002-2003      |
| <b>Beauford, Clayton</b> (WR) Auburn.....              | *1987          |
| <b>Bedell, Brad</b> (OL) Colorado.....                 | 2000-01        |
| <b>Bedosky, Mike</b> (OL) Missouri.....                | #1994          |
| <b>Belk, Rocky</b> (WR) Miami (Fla.).....              | 1983           |
| <b>Bell, Beau</b> (LB) UNLV.....                       | 2008           |
| <b>Bell, Mike</b> (RB) Arizona.....                    | 2010           |
| <b>Bell, Terry</b> (WR) Indiana State.....             | *1987          |
| <b>Benard, Marcus</b> (LB) Jackson State.....          | 2009-11, #2012 |
| <b>Benjamin, Travis</b> (WR) Miami (Fla.).....         | 2012-15        |
| <b>Bentley, Kevin</b> (LB) Northwestern.....           | 2002-2004      |
| <b>Bentley, LeCharles</b> (OL) Ohio State.....         | #2006, #2007   |
| <b>Benz, Larry</b> (DB) Northwestern.....              | 1963-65        |
| <b>Bernstein, Alex</b> (OL) Amherst.....               | #1999          |
| <b>Berry, Aaron</b> (DB) Pittsburgh.....               | 2014           |
| <b>Berry, Latin</b> (DB) Oregon.....                   | 1991-92        |
| <b>Bess, Davone</b> (WR) Hawaii.....                   | 2013           |
| <b>Best, Greg</b> (S) Kansas State.....                | 1984           |
| <b>Bettridge, Ed</b> (LB) Bowling Green.....           | 1964           |
| <b>Beutler, Tom</b> (LB) Toledo.....                   | 1970           |
| <b>Bibbs, E.J.</b> (TE) Iowa State.....                | 2015           |
| <b>Biedermann, Leo</b> (T) California.....             | 1978           |
| <b>Bishop, Harold</b> (TE) Louisiana State.....        | 1995           |
| <b>Bitonio, Joel</b> (OL) Nevada.....                  | 2014-15        |
| <b>Black, James</b> (RB) Akron.....                    | 1984           |
| <b>Blandin, Ernie</b> (T) Tulane.....                  | 1946-47        |
| <b>Blaylock, Anthony</b> (DB) Winston-Salem State..... | 1988-91        |
| <b>Bloch, Ray</b> (T) Ohio University.....             | #1981          |
| <b>Bobo, Orlando</b> (G) Northeast Louisiana.....      | 1999           |
| <b>Bockwoldt, Colby</b> (LB) Brigham Young.....        | 2007           |
| <b>Bodden, Leigh</b> (DB) Duquesne.....                | 2003-07        |
| <b>Boedecker, Bill</b> (RB) No. College.....           | 1947-49        |
| <b>Bogotay, Brandon</b> (K) Georgia.....               | #2013          |
| <b>Bolden, Leroy</b> (RB) Michigan State.....          | 1958-59        |
| <b>Bolden, Rickey</b> (T) Southern Methodist.....      | 1984-89        |
| <b>Bolton, Ron</b> (DB) Norfolk State.....             | 1976-82        |
| <b>Bolzan, Scott</b> (T) Northern Illinois.....        | #1985          |
| <b>Booth, Issac</b> (DB) California.....               | 1994-95        |
| <b>Booty, Josh</b> (QB) Louisiana State.....           | #2001-03       |
| <b>Borton, John</b> (DB) Ohio State.....               | 1957           |
| <b>Bosley, Keith</b> (OT) Eastern Kentucky.....        | *1987          |
| <b>Bostic, Keith</b> (DB) Michigan.....                | 1990           |
| <b>Bowe, Dwayne</b> (WR) Louisiana State.....          | 2015           |
| <b>Bowens, David</b> (LB) Western Illinois.....        | 2009-10        |
| <b>Bowers, R.J.</b> (FB) Grove City (Pa.).....         | 2002-03        |
| <b>Bowie, Michael</b> (OL) Northeastern State.....     | #2014, #2015   |
| <b>Boyer, Brant</b> (LB) Arizona.....                  | 2001-03        |
| <b>Bradley, Harold</b> (G) Iowa.....                   | 1954-56        |
| <b>Bradley, Henry</b> (DT) Alcorn State.....           | 1979-82        |
| <b>Brady, Donny</b> (DB) Wisconsin.....                | 1995           |
| <b>Braggs, Stephen</b> (DB) Texas.....                 | 1987-91        |
| <b>Brandon, David</b> (LB) Memphis State.....          | 1991-93        |
| <b>Brannon, Robert</b> (DE) Arkansas.....              | *1987          |
| <b>Braziel, Larry</b> (CB) Southern California.....    | 1982-85        |
| <b>Brennan, Brian</b> (WR) Boston College.....         | 1984-91        |
| <b>Brewer, Johnny</b> (TE-LB) Mississippi.....         | 1961-67        |
| <b>Brewster, Darrel</b> (WR) Purdue.....               | 1952-58        |
| <b>Briggs, Bob</b> (DE) Heidelberg.....                | 1971-73        |
| <b>Brinkman, Charles</b> (WR) Louisville.....          | 1972           |
| <b>Brohm, Jeff</b> (QB) Louisville.....                | #2000          |
| <b>Brooks, Clifford</b> (DB) Tennessee State.....      | 1972-74        |

STAFF

PLAYERS

2015 SEASON

HISTORY

RECORDS

GAME DAY



|  |                  |
|--|------------------|
| <b>Brooks, James</b> (RB) Auburn.....                  | 1992             |
| <b>Brown, Bobby</b> (WR) Notre Dame.....               | 2000             |
| <b>Brown, Courtney</b> (DE) Penn State.....            | 2000-04          |
| <b>Brown, Dean</b> (DB) Fort Valley State.....         | 1969             |
| <b>Brown, Dee</b> (RB) Syracuse.....                   | 2004             |
| <b>Brown, Eddie</b> (DB) Tennessee.....                | 1974-75          |
| <b>Brown, James</b> (OL) Virginia State.....           | 2000             |
| <b>Brown, Jim</b> (RB) Syracuse.....                   | 1957-65          |
| <b>Brown, John</b> (T) Syracuse.....                   | 1962-66          |
| <b>Brown, Ken</b> (RB) No College.....                 | 1970-75          |
| <b>Brown, Lomas</b> (T) Florida.....                   | 1999             |
| <b>Brown, Orlando</b> (T) South Carolina State.....    | 1994-95, 1999    |
| <b>Brown, Preston</b> (KR) Vanderbilt.....             | 1984             |
| <b>Brown, Ralph</b> (DB) Nebraska.....                 | 2006             |
| <b>Brown, Richard</b> (LB) San Diego State.....        | 1991-92          |
| <b>Brown, Sheldon</b> (DB) South Carolina.....         | 2010-12          |
| <b>Brown, Stan</b> (WR) Purdue.....                    | 1971             |
| <b>Brown, Terry</b> (DB) Oklahoma State.....           | 1976             |
| <b>Brown, Thomas</b> (RB) Georgia.....                 | #2009            |
| <b>Brown, Thomas</b> (DE) Baylor.....                  | 1981, 1983       |
| <b>Brown, Titus</b> (LB) Mississippi State.....        | 2008-11          |
| <b>Bryant, Antonio</b> (WR) Pittsburgh.....            | 2004-05          |
| <b>Bryant, Armotomy</b> (DL) East Central (Okla.)..... | 2013-15          |
| <b>Bryant, Desmond</b> (DL) Harvard.....               | 2013-15          |
| <b>Buben, Mark</b> (DT) Tufts.....                     | 1982             |
| <b>Buchanan, Charles</b> (DE) Tennessee State.....     | 1988             |
| <b>Buczowski, Bob</b> (DL) Pittsburgh.....             | 1990             |
| <b>Buehler, George</b> (G) Stanford.....               | 1978-79          |
| <b>Bumgardner, Rex</b> (RB) West Virginia.....         | 1950-52          |
| <b>Bundra, Mike</b> (DT) Southern California.....      | 1964             |
| <b>Bundren, Jim</b> (C) Clemson.....                   | 1999-00          |
| <b>Burnett, Chester</b> (LB) Arizona.....              | 2000             |
| <b>Burnett, Rob</b> (DE) Syracuse.....                 | 1990-95          |
| <b>Burrell, Clinton</b> (DB) Louisiana State.....      | 1979-84          |
| <b>Burton, Leonard</b> (OL) South Carolina.....        | #1991            |
| <b>Bush, Devin</b> (DB) Florida State.....             | 2001-02          |
| <b>Butler, Dave</b> (LB) Notre Dame.....               | *1987            |
| <b>Butler, Kelly</b> (OT) Purdue.....                  | 2006, #2007      |
| <b>Butler, Rashad</b> (OL) Miami (Fla.).....           | 2013             |
| <b>Butler, Ray</b> (WR) Southern California.....       | #1989            |
| <b>Byner, Earnest</b> (RB) East Carolina.....          | 1984-88, 1991-95 |
| <b>Byrd, LaRon</b> (WR) Miami.....                     | 2014             |
| <b>C</b>   |                  |
| <b>Caldwell, Mike</b> (LB) Middle Tennessee State..... | 1993-95          |
| <b>Caleb, Jamie</b> (RB) Grambling.....                | 1960, 1965       |
| <b>Cameron, Jordan</b> (TE) Southern California.....   | 2011-14          |
| <b>Cameron, Ronnie</b> (DL) Hofstra.....               | #2012            |
| <b>Camp, Reggie</b> (DE) California.....               | 1983-87          |
| <b>Campbell, Ibraheim</b> (DB) Northwestern.....       | 2015             |
| <b>Campbell, Jason</b> (QB) Auburn.....                | 2013             |
| <b>Campbell, Lang</b> (QB) William & Mary.....         | #2006            |
| <b>Campbell, Mark</b> (TE) Michigan.....               | 1999-02          |
| <b>Campbell, Milt</b> (RB) Indiana.....                | 1957             |
| <b>Capers, James</b> (LB) Central Michigan.....        | *1987            |
| <b>Carder, Tank</b> (LB) Texas Christian.....          | 2012-15          |
| <b>Carollo, Joe</b> (T) Notre Dame.....                | 1972-73          |
| <b>Carpenter, Ken</b> (RB) Oregon State.....           | 1950-53          |
| <b>Carpenter, Lew</b> (RB) Arkansas.....               | 1957-58          |
| <b>Carpenter, Preston</b> (RB) Arkansas.....           | 1956-59          |
| <b>Carraway, Stanley</b> (WR) West Texas State.....    | *1987            |
| <b>Carreker, Vince</b> (DB) Cincinnati.....            | *1987            |
| <b>Carrier, Mark</b> (WR) Nicholls State.....          | 1993-94          |
| <b>Carter, Alex</b> (DE) Tennessee State.....          | *1987            |
| <b>Carter, Dyshod</b> (DB) Kansas State.....           | 2001, 2004       |
| <b>Carter, Tim</b> (WR) Auburn.....                    | 2007             |
| <b>Carver, Dale</b> (LB) Georgia.....                  | 1983             |
| <b>Cassady, Howard</b> (RB) Ohio State.....            | 1962             |
| <b>Catlin, Tom</b> (LB) Oklahoma.....                  | 1953-54, 1957-58 |
| <b>Caylor, Lowell</b> (DB) Miami (Ohio).....           | 1964             |
| <b>Chambers, Kirk</b> (OL) Stanford.....               | 2004-05          |

|   |         |
|---|---------|
| <b>Chanoine, Roger</b> (OL) Temple.....             | 1999-02 |
| <b>Chapman, Lamar</b> (DB) Kansas State.....        | 2000-01 |
| <b>Charlton, Clifford</b> (LB) Florida.....         | 1988-89 |
| <b>Cheroke, George</b> (G) Ohio State.....          | 1946    |
| <b>Chiaverini, Darin</b> (WR) Colorado.....         | 1999-00 |
| <b>Childress, Freddie</b> (T) Arkansas.....         | 1992    |
| <b>Christensen, Jeff</b> (DB) Eastern Illinois..... | *1987   |
| <b>Cieslak, Brad</b> (TE) Northern Illinois.....    | 2008    |
| <b>Clancy, Sam</b> (DE) Pittsburgh.....             | 1985-88 |
| <b>Clark, Monte</b> (T) Southern California.....    | 1963-69 |
| <b>Clarke, Frank</b> (WR) Colorado.....             | 1957-59 |
| <b>Clarke, Leon</b> (WR) Southern California.....   | 1960-62 |
| <b>Clayborn, Raymond</b> (CB) Texas.....            | 1990-91 |
| <b>Claybrooks, DeVone</b> (DL) East Carolina.....   | 2001    |
| <b>Claybrooks, Felipe</b> (DL) Georgia Tech.....    | 2001-03 |
| <b>Clayton, Thomas</b> (RB) Kansas State.....       | 2010-11 |
| <b>Cline, Ollie</b> (RB) Ohio State.....            | 1948    |
| <b>Coates, Sherrod</b> (LB) Western Kentucky.....   | 2003-04 |
| <b>Cockroft, Don</b> (K-P) Adams State.....         | 1968-80 |
| <b>Colclough, Ricardo</b> (DB) Tusculum.....        | #2007   |
| <b>Cole, Emerson</b> (RB) Toledo.....               | 1950-52 |
| <b>Colella, Tom</b> (P-DB) Canisius.....            | 1946-48 |
| <b>Coleman, Cossey</b> (OL) Tennessee.....          | 2005-06 |
| <b>Coleman, Greg</b> (P) Florida A&M.....           | 1977    |
| <b>Coleman, Kenyon</b> (DL) UCLA.....               | 2009-10 |
| <b>Colinet, Stalin</b> (DL) Boston College.....     | 1999-01 |
| <b>Collins, Gary</b> (WR-P) Maryland.....           | 1962-71 |
| <b>Collins, Javier</b> (OL) Northwestern.....       | #2004   |
| <b>Collins, Jed</b> (TE) Washington State.....      | #2008   |
| <b>Collins, Larry</b> (RB) Texas A&I.....           | 1978    |
| <b>Collins, Ryan</b> (TE) St. Thomas.....           | #1999   |
| <b>Collins, Shawn</b> (WR) Northern Arizona.....    | 1992    |
| <b>Colman, Doug</b> (LB) Nebraska.....              | 2000    |
| <b>Colo, Don</b> (T) Brown.....                     | 1953-58 |
| <b>Conjar, Larry</b> (RB) Notre Dame.....           | 1967    |
| <b>Connolly, Ted</b> (G) Tulsa.....                 | 1963    |
| <b>Conover, Frank</b> (DL) Syracuse.....            | 1991    |
| <b>Contz, Bill</b> (T) Penn State.....              | 1983-86 |
| <b>Conway, Brett</b> (K) Penn State.....            | 2003    |
| <b>Cook, Damion</b> (OL) Bethune-Cookman.....       | 2004    |
| <b>Cooks, Johnie</b> (LB) Mississippi State.....    | 1991-95 |
| <b>Coons, Travis</b> (K) Washington.....            | 2015    |
| <b>Cooper, Josh</b> (WR) Oklahoma State.....        | 2012-13 |
| <b>Cooper, Scott</b> (DE) Kearney State.....        | *1987   |
| <b>Cooper, Xavier</b> (DL) Washington State.....    | 2015    |
| <b>Copeland, Jim</b> (G) Virginia.....              | 1967-74 |
| <b>Coppage, Alton</b> (DE) Oklahoma.....            | 1946    |
| <b>Cornell, Bo</b> (RB) Washington.....             | 1971-72 |
| <b>Costanzo, Blake</b> (LB) Lafayette.....          | 2009-10 |
| <b>Costello, Vince</b> (LB) Ohio University.....    | 1957-66 |
| <b>Cotton, Fest</b> (DT) Dayton.....                | 1972    |
| <b>Cotton, Marcus</b> (LB) Southern California..... | 1990    |
| <b>Couch, Tim</b> (QB) Kentucky.....                | 1999-03 |
| <b>Cousin, Terry</b> (DB) South Carolina.....       | 2008    |
| <b>Cousineau, Tom</b> (LB) Ohio State.....          | 1982-85 |
| <b>Cousins, Oniel</b> (OL) UTEP.....                | 2011-13 |
| <b>Cowan, Bob</b> (RB) Indiana.....                 | 1947-48 |
| <b>Cowher, Bill</b> (LB) North Carolina State.....  | 1980-82 |
| <b>Cox, Arthur</b> (TE) Texas South.....            | 1991    |
| <b>Cox, Steve</b> (P-K) Arkansas.....               | 1981-84 |
| <b>Craig, Neal</b> (DB) Fisk.....                   | 1975-76 |
| <b>Craig, Reggie</b> (WR) Arkansas.....             | 1977    |
| <b>Craven, Bill</b> (DB) Harvard.....               | 1976    |
| <b>Crawford, Mike</b> (RB) Arizona State.....       | *1987   |
| <b>Crawford, Tim</b> (LB) Texas Tech.....           | *1987   |
| <b>Crespino, Bob</b> (WR) Mississippi.....          | 1961-63 |
| <b>Crews, Ron</b> (DE) Nevada-Las Vegas.....        | 1980    |
| <b>Cribbs, Joshua</b> (WR) Kent State.....          | 2005-12 |
| <b>Crocker, Chris</b> (DB) Marshall.....            | 2003-05 |
| <b>Crosby, Cleveland</b> (DE) Arizona.....          | #1980   |
| <b>Crowell, Isaiah</b> (RB) Alabama State.....      | 2014-15 |

|   |               |
|---|---------------|
| <b>Cundiff, Billy</b> (K) Drake.....            | 2009, 2013-14 |
| <b>Cureton, Will</b> (OB) East Texas State..... | 1975          |
| <b>Cvercko, Andy</b> (G) Northwestern.....      | 1963          |

## D

|  |                   |
|--|-------------------|
| <b>Dahl, Bob</b> (OL) Notre Dame.....                | 1992-95           |
| <b>Daniell, Jim</b> (C) Ohio State.....              | 1946              |
| <b>Daniels, Travis</b> (DB) Louisiana State.....     | 2008              |
| <b>Danielson, Gary</b> (OB) Purdue.....              | 1985, 1987-88     |
| <b>Dansby, Karlos</b> (LB) Auburn.....               | 2014-15           |
| <b>Darden, Thom</b> (DB) Michigan.....               | 1972-74, 1976-81  |
| <b>Darrow, Barry</b> (T) Montana.....                | 1974-78           |
| <b>Davis, Andra</b> (LB) Florida.....                | 2002-08           |
| <b>Davis, Andre'</b> (WR) Virginia Tech.....         | 2002-04           |
| <b>Davis, Austin</b> (QB) Southern Mississippi.....  | 2015              |
| <b>Davis, Ben</b> (DB) DePance.....                  | 1967-68, 1970-73  |
| <b>Davis, Bruce</b> (WR) Baylor.....                 | 1984              |
| <b>Davis, Dick</b> (RB) Nebraska.....                | 1969              |
| <b>Davis, Gary</b> (RB) Cal Poly-SLO.....            | #1981             |
| <b>Davis, Hall</b> (DL) Louisiana-Lafayette.....     | 2012              |
| <b>Davis, James</b> (RB) Clemson.....                | 2009-10           |
| <b>Davis, Johnny</b> (RB) Alabama.....               | 1982-86, *1987    |
| <b>Davis, Michael</b> (CB) Cincinnati.....           | 1995              |
| <b>Davis, Oliver</b> (DB) Tennessee State.....       | 1977-80           |
| <b>Davis, Willie</b> (DE) Grambling.....             | 1958-59           |
| <b>Davis, Zola</b> (WR) South Carolina.....          | 1999              |
| <b>Dawson, Doug</b> (G) Texas.....                   | 1994              |
| <b>Dawson, JaJuan</b> (WR) Tulane.....               | 2000-01           |
| <b>Dawson, Len</b> (OB) Purdue.....                  | 1960-61           |
| <b>Dawson, Phil</b> (K) Texas.....                   | 1999-2012         |
| <b>Dearth, James</b> (TE) Tarleton State.....        | 1999              |
| <b>DeLamielleure, Joe</b> (G) Michigan State.....    | 1980-84           |
| <b>DeLeone, Tom</b> (C) Ohio State.....              | 1974-84           |
| <b>DeLeone, Tony</b> (P) Kent State.....             | *1987             |
| <b>Delhomme, Jake</b> (QB) Louisiana-Lafayette.....  | 2010              |
| <b>Dellerba, Spiro</b> (RB) Ohio State.....          | 1947              |
| <b>DeMar, Enoch</b> (OL) Indiana.....                | 2003-04           |
| <b>DeMarco, Bob</b> (C) Dayton.....                  | 1972-74           |
| <b>Demarie, John</b> (G-T) Louisiana State.....      | 1967-75           |
| <b>Denman, Anthony</b> (LB) Notre Dame.....          | 2001              |
| <b>Dennis, Al</b> (G) Grambling.....                 | 1976-77           |
| <b>Dennison, Doug</b> (RB) Kutztown State.....       | 1979              |
| <b>Denton, Bob</b> (DT) College of the Pacific.....  | 1960              |
| <b>Deschaine, Dick</b> (DE) No College.....          | 1958              |
| <b>Desir, Pierre</b> (DB) Lindenwood.....            | 2014-15           |
| <b>Detmer, Ty</b> (QB) Brigham Young.....            | 1999              |
| <b>Devlin, Pat</b> (QB) Delaware.....                | #2015             |
| <b>Devries, Jed</b> (OL) Utah State.....             | 1995              |
| <b>Devrow, Billy</b> (DB) Southern Mississippi.....  | 1967              |
| <b>Dewar, Jim</b> (RB) Indiana.....                  | 1947              |
| <b>Dickey, Curtis</b> (RB) Texas A&M.....            | 1985-86           |
| <b>Dieken, Doug</b> (T) Illinois.....                | 1971-84           |
| <b>Diles, Zac</b> (LB) Kansas State.....             | 2014              |
| <b>Dilfer, Trent</b> (OB) Fresno State.....          | 2005              |
| <b>DiManche, Jayson</b> (LB) Southern Illinois.....  | 2015              |
| <b>Dimler, Rich</b> (DT) Southern California.....    | 1979              |
| <b>Dinkins, Darnell</b> (TE) Pittsburgh.....         | 2006-08           |
| <b>Dixon, Gerald</b> (LB) South Carolina.....        | 1993-95           |
| <b>Dixon, Hanford</b> (CB) Southern Mississippi..... | 1981-89           |
| <b>Dockery James</b> (DB) Oregon State.....          | 2011              |
| <b>Donaldson, Gene</b> (G) Kentucky.....             | 1953              |
| <b>Dorsey, Ken</b> (QB) Miami (Fla.).....            | 2006, #2007, 2008 |
| <b>Dorsey, Nat</b> (OL) Georgia Tech.....            | 2005-07           |
| <b>Douglas, Derrick</b> (RB) Louisiana Tech.....     | 1991              |
| <b>Draughn, Shaun</b> (RB) North Carolina.....       | 2014-15           |
| <b>Dray, Jim</b> (TE) Stanford.....                  | 2014-15           |
| <b>Dressel, Chris</b> (TE) Stanford.....             | #1988             |
| <b>Driver, Stacey</b> (RB) Clemson.....              | *1987             |
| <b>Droughns, Reuben</b> (RB) Oregon.....             | 2005-06           |
| <b>Dudley, Brian</b> (S) Bethune Cookman.....        | *1987             |
| <b>Dudley, Rickey</b> (TE) Ohio State.....           | 2001              |
| <b>Duff, Bill</b> (DL) Tennessee.....                | 1999              |
| <b>Dumont, Jim</b> (LB) Rutgers.....                 | 1984              |
| <b>Dunbar, Jubilee</b> (WR) Southern.....            | 1974              |

|   |         |
|---|---------|
| <b>Duncan, Brian</b> (RB) Southern Methodist.....     | 1976-77 |
| <b>Duncan, Ron</b> (TE) Wittenberg.....               | 1967    |
| <b>Dunn, Damon</b> (WR) Stanford.....                 | 1999-00 |
| <b>Dunn, David</b> (WR) Fresno State.....             | 1999    |
| <b>Dutton, Ryan</b> (P), Minnesota State-Mankato..... | #2004   |

## E

|   |             |
|---|-------------|
| <b>Eason, Nick</b> (DL) Clemson.....                  | 2004-06     |
| <b>East, Ron</b> (DE) Montana State.....              | 1975        |
| <b>Eaton, Chad</b> (DL) Washington State.....         | #1995       |
| <b>Echemandu, Adimchinobe</b> (RB) California.....    | 2004        |
| <b>Echols, Donnie</b> (TE) Oklahoma State.....        | *1987       |
| <b>Edwards, Armanti</b> (WR) Appalachian State.....   | 2013        |
| <b>Edwards, Brayton</b> (WR) Michigan.....            | 2005-09     |
| <b>Edwards, Earl</b> (DT) Wichita State.....          | 1976-78     |
| <b>Edwards, Marc</b> (FB) Notre Dame.....             | 1999-00     |
| <b>Ekpre-Olomu, Ifo</b> (DB) Oregon.....              | #2015       |
| <b>Ekuban, Ebenezer</b> (DE) North Carolina.....      | 2004        |
| <b>Elam, Abram</b> (DB) Kent State.....               | 2009-10     |
| <b>Elkins, Mike</b> (OB) Wake Forest.....             | #1991       |
| <b>Ellis, Ken</b> (DB) Southern.....                  | 1977        |
| <b>Ellis, Ray</b> (S) Ohio State.....                 | 1986-87     |
| <b>Ellsworth, Percy</b> (DB) Virginia.....            | 2000-01     |
| <b>Emanuel, Ben</b> (S) UCLA.....                     | #2006       |
| <b>Engel, Steve</b> (RB) Colorado.....                | 1970        |
| <b>English, Austin</b> (LB) Oklahoma.....             | 2011, #2012 |
| <b>Ernster, Paul</b> (P) Northern Arizona.....        | 2007        |
| <b>Erving, Cameron</b> (OL) Florida State.....        | 2015        |
| <b>Estandia, Greg</b> (TE) UNLV.....                  | 2009-10     |
| <b>Eslinger, Greg</b> (OL) Minnesota.....             | #2007       |
| <b>Ethridge, Ray</b> (WR) Pasadena City.....          | #1995       |
| <b>Eubanks, Darius</b> (LB) Georgia Southern.....     | 2013, #2014 |
| <b>Evans, Fred</b> (RB) Notre Dame.....               | 1946        |
| <b>Evans, Johnny</b> (OB-P) North Carolina State..... | 1978-80     |
| <b>Everett, Major</b> (RB) Mississippi College.....   | 1986, *1987 |
| <b>Everitt, Steve</b> (C) Michigan.....               | 1993-95     |

## F

|   |         |
|---|---------|
| <b>Faine, Jeff</b> (C) Notre Dame.....                | 2003-05 |
| <b>Fair, Carl</b> (RB) Alabama-Birmingham.....        | 2001    |
| <b>Fairchild, Greg</b> (G) Tulsa.....                 | 1978    |
| <b>Farren, Paul</b> (T) Boston University.....        | 1983-91 |
| <b>Fua, Sione</b> (DL) Stanford.....                  | 2014    |
| <b>Faulk, Chris</b> (OL) Louisiana State.....         | #2013   |
| <b>Feacher, Ricky</b> (WR) Mississippi Valley.....    | 1976-84 |
| <b>Fekete, Gene</b> (RB) Ohio State.....              | 1946    |
| <b>Ferguson, Charley</b> (DE) Tennessee A&I.....      | 1961    |
| <b>Ferguson, Vagas</b> (RB) Notre Dame.....           | 1983    |
| <b>Fichtner, Ross</b> (DB) Purdue.....                | 1960-67 |
| <b>Figaro, Cedric</b> (LB) Notre Dame.....            | 1991-92 |
| <b>Figurs, Yamon</b> (WR) Kansas State.....           | 2010    |
| <b>Fike, Dan</b> (G) Florida.....                     | 1985-92 |
| <b>Fisk, Jason</b> (DL) Stanford.....                 | 2005    |
| <b>Fiss, Galen</b> (LB) Kansas.....                   | 1956-66 |
| <b>Fleming, Don</b> (DB) Florida.....                 | 1960-62 |
| <b>Flick, Tom</b> (OB) Washington.....                | 1984    |
| <b>Flint, Judson</b> (DB) Memphis State.....          | 1980-82 |
| <b>Florence, Anthony</b> (DB) Bethune Cookman.....    | 1991    |
| <b>Floyd, Chris</b> (FB) Michigan.....                | 2000    |
| <b>Floyd, Marquis</b> (DB) West Georgia.....          | #2009   |
| <b>Foggie, Fred</b> (DB) Minnesota.....               | 1992    |
| <b>Fontenot, Herman</b> (RB) Louisiana State.....     | 1985-88 |
| <b>Fontenot, Therrian</b> (DB) Fresno State.....      | 2006    |
| <b>Footman, Dan</b> (DE) Florida State.....           | 1993-95 |
| <b>Forbes, Marlon</b> (S) Penn State.....             | 1999    |
| <b>Ford, Henry</b> (RB) Pittsburgh.....               | 1955    |
| <b>Ford, Len</b> (DE) Michigan.....                   | 1950-57 |
| <b>Fort, L.J.</b> (LB) Northern Iowa.....             | 2012    |
| <b>Forester, Herschel</b> (G) Southern Methodist..... | 1954-57 |
| <b>Fortune, Elliott</b> (DL) Georgia Tech.....        | #1995   |
| <b>Fowler, Melvin</b> (C) Maryland.....               | 2002-04 |
| <b>Fragel, Reid</b> (OL) Ohio State.....              | #2013   |
| <b>Fraley, Hank</b> (C) Robert Morris.....            | 2006-09 |
| <b>Francies, Coye</b> (DB) San Jose State.....        | 2009-10 |

|  |             |
|--|-------------|
| <b>Francis, Jeff</b> (QB) Tennessee.....     | 1990, #1992 |
| <b>Franco, Brian</b> (K) Penn State.....     | *1987       |
| <b>Franklin, Bobby</b> (DB) Mississippi..... | 1960-66     |
| <b>Franks, Elvis</b> (DE) Morgan State.....  | 1980-84     |
| <b>Franz, Todd</b> (DB) Tulsa.....           | 2000        |
| <b>Fraser, Simon</b> (DL) Ohio State.....    | 2005-07     |
| <b>Frederick, Andy</b> (T) New Mexico.....   | 1982        |
| <b>Frederick, Mike</b> (DE) Virginia.....    | 1995        |
| <b>Freeman, Bob</b> (QB) Auburn.....         | 1957-58     |
| <b>Friedman, Lennie</b> (OL) Duke.....       | 2006-08     |
| <b>Frost, Derrick</b> (P) Northern Iowa..... | 2003-04     |
| <b>Frost, Scott</b> (DB) Nebraska.....       | 2001        |
| <b>Frye, Charlie</b> (QB) Akron.....         | 2005-07     |
| <b>Fujita, Scott</b> (LB) California.....    | 2010-12     |
| <b>Fuller, Corey</b> (DB) Florida State..... | 1999-02     |
| <b>Fullwood, Brent</b> (RB) Auburn.....      | 1990        |
| <b>Fulton, Dan</b> (WR) Nebraska-Omaha.....  | 1981-82     |
| <b>Furman, John</b> (QB) Texas-El Paso.....  | 1962        |
| <b>Furrey, Mike</b> (WR) Iowa.....           | 2009        |

**G**

|  |                  |
|--|------------------|
| <b>Gabriel, Taylor</b> (WR) Abilene Christian.....   | 2014-15          |
| <b>Gain, Bob</b> (DT) Kentucky.....                  | 1952, 1954-64    |
| <b>Gainer, Derrick</b> (RB) Florida A&M.....         | 1990             |
| <b>Gaines, Charles</b> (DB) Louisville.....          | 2015             |
| <b>Gaines, Michael</b> (TE) Central Florida.....     | 2009             |
| <b>Galbraith, Scott</b> (TE) UCLA.....               | 1990-92          |
| <b>Garay, Antonio</b> (DL) Boston College.....       | 2003             |
| <b>Garcia, Jeff</b> (QB) San Jose State.....         | 2004             |
| <b>Garcia, Jim</b> (DE) Purdue.....                  | 1965             |
| <b>Gardner, Barry</b> (LB) Northwestern.....         | 2003-04          |
| <b>Gardocki, Chris</b> (P) Clemson.....              | 1999-2003        |
| <b>Garlington, John</b> (LB) Louisiana State.....    | 1968-77          |
| <b>Garmon, Kelvin</b> (OL) Baylor.....               | 2004             |
| <b>Gartner, Chris</b> (K) Indiana.....               | 1974             |
| <b>Gash, Thane</b> (S) East Tennessee State.....     | 1988-90          |
| <b>Gatski, Frank</b> (C) Marshall.....               | 1946-56          |
| <b>Gaudio, Bob</b> (G) Ohio State.....               | 1947-49, 1951    |
| <b>Gault, Don</b> (QB) Hofstra.....                  | 1970             |
| <b>Gautt, Prentice</b> (RB) Oklahoma.....            | 1960             |
| <b>Gay, Benjamin</b> (RB) Garden City C.C.....       | 2001             |
| <b>George, Tim</b> (WR) Carson-Newman.....           | 1974             |
| <b>German, Jammi</b> (WR) Miami (Fla.).....          | 2001             |
| <b>Gibron, Abe</b> (G) Purdue.....                   | 1950-56          |
| <b>Gibson, Damon</b> (WR) Iowa.....                  | 1999             |
| <b>Gibson, Tom</b> (DE) Northern Arizona.....        | 1989-90          |
| <b>Gilbert, Justin</b> (DB) Oklahoma State.....      | 2014-15          |
| <b>Gilkey, Garrett</b> (OL) Chadron State.....       | 2013             |
| <b>Gillom, Horace</b> (P-WR) Nevada.....             | 1947-56          |
| <b>Gilmore, Corey</b> (RB) San Diego State.....      | *1987            |
| <b>Gipson, Tashaun</b> (DB) Wyoming.....             | 2012-15          |
| <b>Glass, Bill</b> (DE) Baylor.....                  | 1962-68          |
| <b>Glass, Chip</b> (TE) Florida State.....           | 1969-73          |
| <b>Goad, Tim</b> (DT) North Carolina.....            | 1995             |
| <b>Gocong, Chris</b> (LB) Cal-Poly SLO.....          | 2010-11, #2012   |
| <b>Goebel, Brad</b> (QB) Baylor.....                 | 1992-94          |
| <b>Goins, Robert</b> (S) Grambling.....              | *1987            |
| <b>Golic, Bob</b> (DT) Notre Dame.....               | 1982-88          |
| <b>Gonzalez, Joaquin</b> (OT) Miami (Fla.).....      | 2002-04          |
| <b>Goode, Don</b> (LB) Kansas.....                   | 1980-81          |
| <b>Goosby, Tom</b> (LB) Baldwin-Wallace.....         | 1963             |
| <b>Gordon, Amon</b> (DL) Stanford.....               | 2004             |
| <b>Gordon, Josh</b> (WR) Baylor.....                 | 2012-14, #2015   |
| <b>Gorgal, Ken</b> (DB) Purdue.....                  | 1950, 1953-54    |
| <b>Goss, Don</b> (DT) Southern Methodist.....        | 1956             |
| <b>Gossett, Jeff</b> (P) Eastern Illinois.....       | 1983, 1985-87    |
| <b>Gradkowski, Bruce</b> (QB) Toledo.....            | 2008             |
| <b>Graf, Dave</b> (LB) Penn State.....               | 1975-79          |
| <b>Graham, Otto</b> (QB) Northwestern.....           | 1946-55          |
| <b>Grant, Orantes</b> (LB) Georgia.....              | 2003             |
| <b>Grant, Wes</b> (DE) UCLA.....                     | 1972             |
| <b>Gray, MarQueis</b> (TE) Minnesota.....            | 2013             |
| <b>Graybill, Mike</b> (OL) Boston University.....    | 1989             |
| <b>Grayson, David</b> (LB) Fresno State.....         | *1987-90         |
| <b>Graziani, Tony</b> (QB) Oregon.....               | #2000            |
| <b>Greco, John</b> (OL) Toledo.....                  | 2011-15          |
| <b>Green, Boyce</b> (RB) Carson-Newman.....          | 1983-85          |
| <b>Green, David</b> (RB) Edinboro State.....         | 1982             |
| <b>Green, Ernie</b> (RB) Louisville.....             | 1962-68          |
| <b>Green, Ron</b> (WR) North Dakota.....             | 1967-68          |
| <b>Green, Van</b> (DB) Shaw.....                     | 1973-76          |
| <b>Green, William</b> (RB) Boston College.....       | 2002-05          |
| <b>Greenwood, Don</b> (RB) Illinois.....             | 1946-47          |
| <b>Greer, Terry</b> (WR) Alabama State.....          | 1986             |
| <b>Gregory, Damian</b> (DT) Illinois State.....      | 2002             |
| <b>Gregory, Jack</b> (DE) Delta State.....           | 1967-71, 1979    |
| <b>Griffin, Don</b> (CB) Middle Tennessee State..... | 1994-95          |
| <b>Griffin, Kris</b> (LB) Indiana (Pa.).....         | 2007-08          |
| <b>Griffing, Glynn</b> (QB) Mississippi.....         | 1964             |
| <b>Griffith, Robert</b> (S) San Diego State.....     | 2002-04          |
| <b>Grigg, Forrest</b> (DT) Tulsa.....                | 1948-51          |
| <b>Griggs, Anthony</b> (LB) Ohio State.....          | 1986-88          |
| <b>Gronkowski, Dan</b> (TE) Maryland.....            | 2011             |
| <b>Gross, Al</b> (S) Arizona.....                    | 1983-87          |
| <b>Groves, George</b> (G) Marquette.....             | 1946             |
| <b>Groves, Quentin</b> (LB) Auburn.....              | 2013             |
| <b>Groza, Lou</b> (T-K) Ohio State.....              | 1946-59, 1961-67 |
| <b>Gruber, Bob</b> (OT) Pittsburgh.....              | 1986             |
| <b>Guilbeau, Rusty</b> (LB) McNeese State.....       | 1987             |
| <b>Gurley, Tori</b> (WR) South Carolina.....         | 2013             |

**H**

|  |                       |
|--|-----------------------|
| <b>Haden, Joe</b> (DB) Florida.....                    | 2010-15               |
| <b>Hadnot, Rex</b> (OL) Houston.....                   | 2008-09               |
| <b>Hagg, Eric</b> (DB) Nebraska.....                   | 2011-12               |
| <b>Haggerty, Johnathan</b> (WR) SW Oklahoma State..... | 2010                  |
| <b>Hairston, Carl</b> (DE) Maryland-Eastern Shore..... | 1984-89               |
| <b>Hairston, Stacey</b> (DB) Ohio Northern.....        | 1993-94               |
| <b>Haley, Darryl</b> (OL) Utah.....                    | *1987-88              |
| <b>Hall, Alex</b> (LB) St. Augustine's.....            | 2008-09               |
| <b>Hall, Charlie</b> (LB) Houston.....                 | 1971-80               |
| <b>Hall, Dana</b> (S) Washington.....                  | 1995                  |
| <b>Hall, Dino</b> (KR-RB) Glassboro State.....         | 1979-83               |
| <b>Hall, Rannell</b> (WR) Central Florida.....         | 2015                  |
| <b>Haller, Alan</b> (DB) Michigan State.....           | 1992                  |
| <b>Ham, Derrick</b> (DL) Miami (Fla.).....             | 2001                  |
| <b>Hambrick, Darren</b> (LB) South Carolina.....       | 2002                  |
| <b>Hamilton, Bobby</b> (DE) Southern Mississippi.....  | 2007                  |
| <b>Hamilton, Justin</b> (DB) Virginia Tech.....        | 2006                  |
| <b>Hamilton, Michael</b> (LB) North Carolina A&T.....  | 2000                  |
| <b>Hanie, Caleb</b> (QB) Colorado State.....           | #2013                 |
| <b>Hannemann, Cliff</b> (LB) Fresno State.....         | *1987                 |
| <b>Hansen, Brian</b> (P) Sioux Falls.....              | 1991-93               |
| <b>Hanulak, Chet</b> (RB) Maryland.....                | 1954, 1957            |
| <b>Hardesty, Montario</b> (RB) Tennessee.....          | #2010, 2011-12, #2013 |
| <b>Harper, Mark</b> (CB) Alcorn State.....             | 1986-90               |
| <b>Harraway, Charley</b> (RB) San Jose State.....      | 1966-68               |
| <b>Harrington, John</b> (DE) Marquette.....            | 1946                  |
| <b>Harris, Duriel</b> (WR) New Mexico State.....       | 1984                  |
| <b>Harris, Jon</b> (DE) Virginia.....                  | #1999                 |
| <b>Harris, Josh</b> (QB) Bowling Green.....            | #2004                 |
| <b>Harris, Marshall</b> (DE) Texas Christian.....      | 1980-82               |
| <b>Harris, Odie</b> (DB) Sam Houston State.....        | 1991-92               |
| <b>Harris, Orien</b> (DL) Miami (Fla.).....            | 2006                  |
| <b>Harrison, Arnold</b> (LB) Georgia.....              | 2009                  |
| <b>Harrison, Jerome</b> (RB) Washington State.....     | 2006-10               |
| <b>Hartley, Frank</b> (TE) Illinois.....               | 1994-95               |
| <b>Hartley, Garrett</b> (K) Oklahoma.....              | 2014                  |
| <b>Hartline, Brian</b> (WR) Ohio State.....            | 2015                  |
| <b>Hawkins, Andrew</b> (WR) Toledo.....                | 2014-15               |
| <b>Hawkins, Ben</b> (WR) Arizona State.....            | 1974                  |
| <b>Hawkins, Mike</b> (DB) Oklahoma.....                | 2006                  |
| <b>Haye, Jovan</b> (DL) Vanderbilt.....                | #2006                 |
| <b>Hazel, Paul</b> (LB) Western Michigan.....          | 2013                  |
| <b>Heiden, Steve</b> (TE) South Dakota State.....      | 2002-09               |
| <b>Heinrich, Keith</b> (TE) Sam Houston State.....     | 2003-04               |
| <b>Helluin, Jerry</b> (DT) Tulane.....                 | 1952-53               |
| <b>Henry, Anthony</b> (DB) South Florida.....          | 2001-04               |

|   |                      |
|---|----------------------|
| <b>Herring, Hal</b> (LB) Auburn.....                      | 1950-52              |
| <b>Hickerson, Gene</b> (G) Mississippi.....               | 1958-60, 1962-73     |
| <b>Hicks, Artis</b> (OL) Memphis.....                     | 2011                 |
| <b>Hilgenberg, Jay</b> (C) Iowa.....                      | 1992                 |
| <b>Hill, Calvin</b> (RB) Yale.....                        | 1978-81              |
| <b>Hill, Jim</b> (DB) Texas A&I.....                      | 1975                 |
| <b>Hill, Madre</b> (RB) Arkansas.....                     | 1999                 |
| <b>Hill, Travis</b> (LB) Nebraska.....                    | 1994-95              |
| <b>Hill, Will</b> (S) Bishop College.....                 | 1988                 |
| <b>Hilliard, Randy</b> (CB) Louisiana State.....          | 1990-93              |
| <b>Hilliis, Peyton</b> (RB) Arkansas.....                 | 2010-11              |
| <b>Hoaglin, Fred</b> (C) Pittsburgh.....                  | 1966-72              |
| <b>Hoard, Leroy</b> (RB) Michigan.....                    | 1990-95              |
| <b>Hodges, Reggie</b> (P) Ball State.....                 | 2009-10, #2011, 2012 |
| <b>Hoggard, D.D.</b> (CB) North Carolina State.....       | 1985-87              |
| <b>Holcomb, Kelly</b> (QB) Middle Tennessee State.....    | 2001-04              |
| <b>Holden, Steve</b> (WR) Arizona State.....              | 1973-76              |
| <b>Holdman, Warrick</b> (LB) Texas A&M.....               | 2004                 |
| <b>Holland, Darius</b> (DT) Colorado.....                 | 1999-00              |
| <b>Holland, Jamie</b> (WR) Ohio State.....                | 1992                 |
| <b>Holloway, Glen</b> (G) North Texas State.....          | 1974                 |
| <b>Holly, Daven</b> (DB) Cincinnati.....                  | 2006-08              |
| <b>Holmes, Earl</b> (LB) Florida A&M.....                 | 2002                 |
| <b>Holohan, Pete</b> (TE) Notre Dame.....                 | 1992                 |
| <b>Holt, Harry</b> (TE) Arizona.....                      | 1983-86              |
| <b>Hooker, Fair</b> (WR) Arizona State.....               | 1969-74              |
| <b>Hoover, Houston</b> (G) Jackson State.....             | 1993                 |
| <b>Hopkins, Thomas</b> (T) Alabama A&M.....               | 1983                 |
| <b>Horn, Alvin</b> (DB) Nevada-Las Vegas.....             | *1987                |
| <b>Horn, Don</b> (QB) San Diego State.....                | 1973                 |
| <b>Horvath, Les</b> (RB) Ohio State.....                  | 1949                 |
| <b>Housler, Rob</b> (TE) Florida Atlantic.....            | 2015                 |
| <b>Houston, Jim</b> (DE-LB) Ohio State.....               | 1960-72              |
| <b>Houston, Lin</b> (G) Ohio State.....                   | 1946-53              |
| <b>Howard, Sherman</b> (RB) Nevada.....                   | 1952-53              |
| <b>Howell, Mike</b> (DB) Grambling.....                   | 1965-72              |
| <b>Howton, Bill</b> (WR) Rice.....                        | 1959                 |
| <b>Hoyer, Brian</b> (QB) Michigan State.....              | 2013-14              |
| <b>Hubbard, Paul</b> (WR) Wisconsin.....                  | #2008                |
| <b>Hughes III, John</b> (DL) Cincinnati.....              | 2012-15              |
| <b>Hughlett, Charley</b> (LS) Central Florida.....        | #2014, 2015          |
| <b>Humble, Weldon</b> (LB) Rice.....                      | 1947-50              |
| <b>Hunt, Bob</b> (RB) Heidelberg.....                     | 1974                 |
| <b>Hunter, Art</b> (C) Notre Dame.....                    | 1956-59              |
| <b>Hunter, Earnest</b> (RB) Southeast Oklahoma State..... | 1995                 |
| <b>Hunter, Pete</b> (DB) Virginia Union.....              | 2005                 |
| <b>Hutchinson, Tom</b> (WR) Kentucky.....                 | 1963-65              |
| <b>Hutchison, Chuck</b> (G) Ohio State.....               | 1973-75              |
| <b>Huther, Bruce</b> (LB) New Hampshire.....              | 1981                 |
| <b>Hybl, Nate</b> (QB) Oklahoma.....                      | 2003                 |
| <b>Hyder, Gaylon</b> (OL) Texas Christian.....            | 2001                 |
| <b>Hynoski, Henry</b> (RB) Temple.....                    | 1975                 |

|   |         |
|---|---------|
| <b>I</b>  |         |
| <b>Ikard, Gabe</b> (OL) Oklahoma.....                 | #2015   |
| <b>Ilggenfritz, Mark</b> (DE) Vanderbilt.....         | 1974    |
| <b>Ingram, Darryl</b> (TE) California.....            | 1991    |
| <b>Irons, Gerald</b> (LB) Maryland-Eastern Shore..... | 1976-79 |
| <b>Irons, Paul</b> (TE) Florida State.....            | 2005    |
| <b>Isaia, Sale</b> (OL) UCLA.....                     | #1995   |
| <b>Isbell, Joe Bob</b> (G) Houston.....               | 1966    |
| <b>Israel, Ron</b> (DB) Notre Dame.....               | 2003    |
| <b>Ivey, Travis</b> (DL) Maryland.....                | 2010    |

|  |                         |
|--|-------------------------|
| <b>J</b>   |                         |
| <b>Jackson, Alfred</b> (DB) San Diego State.....   | 1991-92                 |
| <b>Jackson, Bill</b> (S) North Carolina.....       | 1982                    |
| <b>Jackson, Brandon</b> (RB) Nebraska.....         | #2011, 2012             |
| <b>Jackson, Corey</b> (DL) Nevada.....             | 2003-04                 |
| <b>Jackson, D'Quell</b> (LB) Maryland.....         | 2006-09, #2010, 2011-13 |
| <b>Jackson, Enis</b> (CB) Memphis State.....       | *1987                   |
| <b>Jackson, Frisman</b> (WR) Western Illinois..... | 2002-05                 |
| <b>Jackson, James</b> (RB) Miami (Fla.).....       | 2001-04                 |
| <b>Jackson, Lenzie</b> (WR) Arizona State.....     | 2000                    |

|   |                        |
|---|------------------------|
| <b>Jackson, Michael</b> (WR) Southern Mississippi.....          | 1991-95                |
| <b>Jackson, Raymond</b> (DB) Colorado State.....                | 1999-01                |
| <b>Jackson, Rich</b> (DE) Southern.....                         | 1972                   |
| <b>Jackson, Robert E.</b> (G) Duke.....                         | 1975-85                |
| <b>Jackson, Robert L.</b> (LB) Texas A&M.....                   | 1978-81                |
| <b>Jacobs, Benjamin</b> (LB) Fresno State.....                  | 2011                   |
| <b>Jacobs, Dave</b> (K) Syracuse.....                           | 1981                   |
| <b>Jacobs, Tim</b> (CB) Delaware.....                           | 1993-95                |
| <b>Jaeger, Jeff</b> (K) Washington.....                         | 1987                   |
| <b>Jagade, Harry</b> (RB) Indiana.....                          | 1951-53                |
| <b>James, Lynn</b> (WR) Arizona State.....                      | 1991                   |
| <b>James, Nathaniel</b> (DB) Florida A&M.....                   | 1968                   |
| <b>James, Tommy</b> (DB) Ohio State.....                        | 1948-55                |
| <b>Jameson, Michael</b> (S) Texas A&M.....                      | 2002-04                |
| <b>Jefferson, Ben</b> (T) Maryland.....                         | 1990                   |
| <b>Jefferson, John</b> (WR) Arizona State.....                  | 1985                   |
| <b>Jenkins, Al</b> (G) Tulsa.....                               | 1969-70                |
| <b>Jennings, Chris</b> (RB) Arizona.....                        | 2009                   |
| <b>Jennings, Darius</b> (WR) Virginia.....                      | 2015                   |
| <b>Jennings, Brandon</b> (DB) Texas A&M.....                    | #2001                  |
| <b>Johnson, Bill</b> (DL) Michigan State.....                   | 1992-94                |
| <b>Johnson, Cam</b> (LB) Virginia.....                          | 2015                   |
| <b>Johnson, Charles</b> (WR) Grand Valley State.....            | #2013                  |
| <b>Johnson, Doug</b> (QB) Florida.....                          | #2005                  |
| <b>Johnson Jr., Duke</b> (RB) Miami (Fla.).....                 | 2015                   |
| <b>Johnson, Eddie</b> (LB) Louisville.....                      | 1981-90                |
| <b>Johnson, James-Michael</b> (LB) Nevada.....                  | 2012                   |
| <b>Johnson, Josh</b> (QB) San Diego.....                        | 2012                   |
| <b>Johnson, Kaleb</b> (OL) Rutgers.....                         | #2015                  |
| <b>Johnson, Kevin</b> (WR) Syracuse.....                        | 1999-03                |
| <b>Johnson, Lawrence</b> (DB) Wisconsin.....                    | 1979-84                |
| <b>Johnson, Lee</b> (P) Brigham Young.....                      | 1987-88                |
| <b>Johnson, Malcolm</b> (FB) Mississippi State.....             | 2015                   |
| <b>Johnson, Mark</b> (LB) Missouri.....                         | 1977                   |
| <b>Johnson, Mike</b> (LB) Virginia Tech.....                    | 1986-93                |
| <b>Johnson, Mitch</b> (T) UCLA.....                             | 1971                   |
| <b>Johnson, Pepper</b> (LB) Ohio State.....                     | 1993-95                |
| <b>Johnson, Ron</b> (RB) Michigan.....                          | 1969                   |
| <b>Johnson, Tre'</b> (OL) Temple.....                           | 2001                   |
| <b>Johnson, Walter</b> (DT) California State (Los Angeles)..... | 1965-76                |
| <b>Joines, Vernon</b> (WR) Maryland.....                        | 1989-90                |
| <b>Jones, Bobby</b> (WR) No College.....                        | 1983                   |
| <b>Jones, Dave</b> (WR) Kansas State.....                       | 1969-71                |
| <b>Jones, Don</b> (DB) Arkansas State.....                      | 2015                   |
| <b>Jones, Dub</b> (HB/WR) Tulane.....                           | 1948-55                |
| <b>Jones, Edgar</b> (RB) Pittsburgh.....                        | 1946-49                |
| <b>Jones, George</b> (RB) San Diego State.....                  | 1999                   |
| <b>Jones, Homer</b> (WR) Texas Southern.....                    | 1970                   |
| <b>Jones, James</b> (DL) Northern Iowa.....                     | 1991-94                |
| <b>Jones, Jock</b> (LB) Virginia Tech.....                      | 1990-91                |
| <b>Jones, Joe</b> (DE) Tennessee State.....                     | 1970-71, 1973, 1975-78 |
| <b>Jones, Keith</b> (RB) Nebraska.....                          | 1989                   |
| <b>Jones, Kirk</b> (RB) Nevada-Las Vegas.....                   | *1987                  |
| <b>Jones, Lenoy</b> (LB) Texas Christian.....                   | 1999-02                |
| <b>Jones, Marlon</b> (DE) Central State.....                    | 1987-89                |
| <b>Jones, Ricky</b> (LB) Tuskegee.....                          | 1977-79                |
| <b>Jones, Sean</b> (DB) Georgia.....                            | 2005-08                |
| <b>Jones, Selwyn</b> (DB) Colorado State.....                   | 1993, #1994            |
| <b>Jones, Tony</b> (OT) Western Carolina.....                   | 1988-95                |
| <b>Jordan, Henry</b> (DT) Virginia.....                         | 1957-58                |
| <b>Jordan, Homer</b> (OB) Clemson.....                          | *1987                  |
| <b>Junkin, Mike</b> (LB) Duke.....                              | 1987-88                |
| <b>Jurevicius, Joe</b> (WR) Penn State.....                     | 2006-08                |
| <b>Jurkovic, John</b> (DT) Eastern Illinois.....                | 1999                   |

|  |         |
|--|---------|
| <b>K</b>   |         |
| <b>Kafentzis, Mark</b> (S) Hawaii.....           | 1982    |
| <b>Kanicki, Jim</b> (DT) Michigan State.....     | 1963-69 |
| <b>Kapter, Alex</b> (G) Northwestern.....        | 1946-47 |
| <b>Katolin, Mike</b> (C) San Jose State.....     | *1987   |
| <b>Kauric, Jerry</b> (K) Kennedy Collegiate..... | 1990    |
| <b>Kellermann, Ernie</b> (DB) Miami (Ohio).....  | 1966-71 |
| <b>Kelley, Chris</b> (TE) Akron.....             | *1987   |
| <b>Kelley, Ethan</b> (DL) Baylor.....            | 2005-07 |

|  |                  |
|--|------------------|
| Kelly, Leroy (RB) Morgan State.....      | 1964-73          |
| Kemp, Perry (WR) California (Pa.).....   | *1987            |
| Killings, Cedric (DT) Carson-Newman..... | #2001            |
| Kinard, Billy (DB) Mississippi.....      | 1956             |
| Kinchen, Brian (TE) Louisiana State..... | 1991-95          |
| King, Andre (WR) Miami (Fla.).....       | 2001-04          |
| King, Don (T) Kentucky.....              | 1954             |
| King, Ed (OL) Auburn.....                | 1991-93          |
| King, Eric (DB) Wake Forest.....         | 2010             |
| King, Joe (DB) Oklahoma State.....       | 1991             |
| Kingrea, Rick (LB) Tulane.....           | 1971-72          |
| Kirby, Terry (RB) Virginia.....          | 1999             |
| Kirk, Randy (LB) San Diego State.....    | 1991             |
| Kirksey, Christian (LB) Iowa.....        | 2014-15          |
| Kissell, John (T) Boston College.....    | 1950-52, 1954-56 |
| Kitchen, Ishmaa'ily (DL) Kent State..... | 2012-14          |
| Kolesar, Bob (G) Michigan.....           | 1946             |
| Konz, Ken (DB) Louisiana State.....      | 1953-59          |
| Kosar, Bernie (QB) Miami (Fla.).....     | 1985-93          |
| Kosikowski, Frank (WR) Notre Dame.....   | 1948             |
| Kovaleski, Mike (LB) Notre Dame.....     | *1987            |
| Kramer, Kyle (S) Bowling Green.....      | 1989             |
| Kreiting, Rich (WR) Illinois.....        | 1959-63          |
| Krerowicz, Mark (G) Ohio State.....      | #1985            |
| Kruger, Paul (LB) Utah.....              | 2013-15          |
| Kuechenberg, Rudy (LB) Indiana.....      | 1970             |
| Kuehl, Ryan (LS) Virginia.....           | 1999-02          |
| Kyle, Jason (LB) Arizona State.....      | 1999             |

|  |               |
|--|---------------|
| <b>L</b>   |               |
| Lacy, Bo (OL) Arkansas.....                      | #2004         |
| Lahr, Warren (DB) Western Reserve.....           | 1948-59       |
| LaMontagne, Noel (OL) Virginia.....              | 2000          |
| Landry, George (RB) Lamar.....                   | *1987         |
| Lane, Gary (QB) Missouri.....                    | 1966-67       |
| Lang, Kenard (DE) Miami (Fla.).....              | 2002-05       |
| Langham, Antonio (CB) Alabama.....               | 1994-95, 1999 |
| Langhorne, Reggie (WR) Elizabeth City State..... | 1985-91       |
| Lanning, Spencer (P) South Carolina.....         | 2013-14       |
| Lauter, Steve (S) San Diego State.....           | *1987         |
| Lauvao, Shawn (OL) Arizona State.....            | 2010-13       |
| Lavelli, Dante (WR) Ohio State.....              | 1946-56       |
| Lawson, Gerard (DB) Oregon State.....            | 2008-09       |
| Ledford, Dwayne (OL) East Carolina.....          | #2005         |
| Lee, Andy (P) Pittsburgh.....                    | 2015          |
| Lee, Barry (C) Grambling.....                    | *1987         |
| Lee, Marcus (RB) Syracuse.....                   | 1994          |
| Lefear, Billy (WR) Henderson State.....          | 1972-75       |
| Lehan, Michael (DB) Minnesota.....               | 2003-05       |
| Leigh, Charles (RB) No College.....              | 1968-69       |
| Leonard, Louis (DE) Fresno State.....            | 2007-08       |
| Leonhard, Jim (DB) Wisconsin.....                | 2014          |
| LeVeck, Jack (LB) Ohio University.....           | 1975          |
| Lewis, Cliff (QB) Duke.....                      | 1946-51       |
| Lewis, Darryl (TE) Texas-Arlington.....          | 1984          |
| Lewis, Dion (RB) Pittsburgh.....                 | #2013         |
| Lewis, Jamal (RB) Tennessee.....                 | 2007-09       |
| Lewis, Leo (PR) Missouri.....                    | 1990          |
| Lewis, Patrick (OL) Texas A&M.....               | #2013         |
| Lewis, Stan (DE) Wayne State (Neb.).....         | 1975          |
| Lewis, Thaddeus (QB) Duke.....                   | #2011, 2012   |
| Lilja, George (G-T) Michigan.....                | 1984-86       |
| Linden, Errol (T) Houston.....                   | 1961          |
| Lindsay, Everett (OL) Mississippi.....           | 2000          |
| Linsley, Dale (LB) Western Kentucky.....         | 1965-72       |
| Lingenfeiter, Bob (T) Nebraska.....              | 1977          |
| Lingmerth, Goran (K) Northern Arizona.....       | *1987         |
| Little, Earl (DB) Miami (Fla.).....              | 1999-04       |
| Little, Greg (WR) North Carolina.....            | 2011-13       |
| Littleton, Jody (LS) Baylor.....                 | 2005          |
| Lloyd, Dave (LB) Georgia.....                    | 1959-61       |
| Logan, Dave (WR) Colorado.....                   | 1976-83       |
| Logan, Ernie (DL) East Carolina.....             | 1991-93       |
| London, Tom (DB) North Carolina State.....       | 1978          |

|                                      |             |
|--------------------------------------|-------------|
| Long, Mel (LB) Toledo.....           | 1972-74     |
| Loomis, Ace (RB) LaCrosse State..... | 1952        |
| Lucci, Mike (LB) Tennessee.....      | 1962-64     |
| Luck, Terry (QB) Nebraska.....       | 1977        |
| Lund, Bill (RB) Case Tech.....       | 1946-47     |
| Lyle, Rick (DE) Missouri.....        | 1994, #1995 |
| Lyons, Robert (S) Akron.....         | 1989        |

**M**

|  |             |
|--|-------------|
| Maceau, Mel (C) Marquette.....                   | 1946-48     |
| Macerelli, John (G) St. Vincent.....             | 1956        |
| Mack, Alex (C) California.....                   | 2009-15     |
| Mack, Kevin (RB) Clemson.....                    | 1985-93     |
| Maddox, Nick (RB) Florida State.....             | 2003        |
| Madison, Anthony (DB) Alabama.....               | 2009        |
| Madsen, John (TE) Utah.....                      | 2008        |
| Magee, Brandon (LB) Arizona State.....           | 2013        |
| Maiava, Kaluka (LB) Southern California.....     | 2009-12     |
| Majors, Bobby (DB) Tennessee.....                | 1972        |
| Malbrough, Anthony (DB) Texas Tech.....          | 2000        |
| Malone, Ralph (DE) Georgia Tech.....             | 1986        |
| Manoa, Tim (FB) Penn State.....                  | 1987-89     |
| Manziel, Johnny (QB) Texas A&M.....              | 2014-15     |
| Marang, Gary (QB) Boston College.....            | #1977       |
| Marecic, Owen (FB) Stanford.....                 | 2011-12     |
| Marshall, Dave (LB) Eastern Michigan.....        | 1984        |
| Marshall, Jim (DE) Ohio State.....               | 1960        |
| Martin, Eric (LB) Nebraska.....                  | 2013-14     |
| Martin, Jamie (QB) Weber State.....              | #1999       |
| Martin, Jim (DT) Notre Dame.....                 | 1950        |
| Mason, Larry (RB) Troy State.....                | *1987       |
| Massaquoi, Mohamed (WR) Georgia.....             | 2009-12     |
| Massey, Carlton (DE) Texas.....                  | 1954-56     |
| Matheson, Bob (LB) Duke.....                     | 1967-70     |
| Matthews, Clay (LB) Southern California.....     | 1978-93     |
| Matua, Fred (OG) Southern California.....        | #2006       |
| Maynard, Brad (P) Ball State.....                | 2011        |
| Mayne, Lewis (RB) Texas.....                     | 1947        |
| Mays, Dave (QB) Texas Southern.....              | 1976-77     |
| McCaide, Mike (WR) Nevada-Las Vegas.....         | *1987       |
| McCardell, Keenan (WR) Nevada-Las Vegas.....     | 1992-95     |
| McClung, Willie (DT) Florida A&M.....            | 1958-59     |
| McCormack, Hurvin (DL) Indiana.....              | 1999        |
| McCormack, Mike (T) Kansas.....                  | 1954-62     |
| McCown, Josh (QB) Sam Houston State.....         | 2015        |
| McCown, Luke (QB) Louisiana Tech.....            | 2004        |
| McCoy, Colt (QB) Texas.....                      | 2010-12     |
| McCusker, Jim (DE) Ohio State.....               | 1963        |
| McCutcheon, Daylon (CB) Southern California..... | 1999-05     |
| McDaniel, Jacobbi (DL) Florida State.....        | 2014        |
| McDonald, Andrew (OL) Indiana.....               | #2014       |
| McDonald, Brandon (DB) Memphis.....              | 2007-09     |
| McDonald, Nick (OL) Grand Valley State.....      | 2014        |
| McDonald, Paul (QB) Southern California.....     | 1980-85     |
| McDonald, Tommy (WR) Oklahoma.....               | 1968        |
| McFadden, Leon (DB) San Diego State.....         | 2013        |
| McGahee, Willis (RB) Miami (Fla.).....           | 2013        |
| McGee, Richmond (P) Texas.....                   | 2011        |
| McGinest, Willie (LB) Southern California.....   | 2006-08     |
| McGonnigal, Bruce (TE) Virginia.....             | 1991        |
| McIntyre, Corey (FB) West Virginia.....          | 2005        |
| McKay, Bob (T) Texas.....                        | 1970-75     |
| McKenzie, Keith (DE) Ball State.....             | 2000-01     |
| McKenzie, Rich (DE) Penn State.....              | 1995        |
| McKinley, Alvin (DL) Mississippi State.....      | 2001-06     |
| McKinney, Jeremy (T) Iowa.....                   | #1999, 2001 |
| McKinney, Seth (OL) Texas A&M.....               | 2007-08     |
| McKinnis, Hugh (RB) Arizona State.....           | 1973-75     |
| McLemore, Tom (TE) Southern.....                 | 1993-94     |
| McLeod, Kevin (FB) Auburn.....                   | 2003        |
| McMahon, Jim (QB) Brigham Young.....             | #1995       |
| McMillan, David (LB) Kansas.....                 | 2005-07     |
| McMillan, Erik (S) Missouri.....                 | 1993        |
| McNeil, Clifton (WR) Grambling.....              | 1964-67     |

|  |             |
|--|-------------|
| <b>McNeil, Gerald</b> (WR/KR) Baylor.....                        | 1986-89     |
| <b>McNeil, Ryan</b> (CB) Miami (Fla.).....                       | 1999        |
| <b>McQuistan, Paul</b> (OL) Weber State.....                     | #2010, 2014 |
| <b>McTyer, Tim</b> (S) Brigham Young.....                        | 1999        |
| <b>Meder, Jamie</b> (DL) Ashland.....                            | 2014-15     |
| <b>Memmelar, Dale</b> (G) Wyoming.....                           | 1964-65     |
| <b>Mercier, Richard</b> (OL) Miami (Fla.).....                   | 2001        |
| <b>Metcalf, Eric</b> (RB) Texas.....                             | 1989-94     |
| <b>Meylan, Wayne</b> (LB) Nebraska.....                          | 1968-69     |
| <b>Michaels, Walt</b> (LB) Washington & Lee.....                 | 1952-61     |
| <b>Mickens, Ray</b> (DB) Texas A&M.....                          | 2005        |
| <b>Middleton, Ron</b> (TE) Auburn.....                           | 1989        |
| <b>Miller, Arnold</b> (DL) Louisiana State.....                  | 1999-00     |
| <b>Miller, Billy</b> (TE) Southern California.....               | 2005        |
| <b>Miller, Cleo</b> (RB) Arkansas AM&N.....                      | 1975-82     |
| <b>Miller, Darrin</b> (OL) Kentucky.....                         | 2015        |
| <b>Miller, Jamir</b> (LB) UCLA.....                              | 1999-01     |
| <b>Miller, Mark</b> (QB) Bowling Green.....                      | 1978-79     |
| <b>Miller, Matt</b> (T) Colorado.....                            | 1979-82     |
| <b>Miller, Nick</b> (LB) Arkansas.....                           | 1987        |
| <b>Miller, Prince</b> (DB) Georgia.....                          | 2012        |
| <b>Miller, Ryan</b> (OL) Colorado.....                           | 2012        |
| <b>Miller, Willie</b> (WR) Colorado State.....                   | 1975-76     |
| <b>Milstead, Rod</b> (G) Delaware State.....                     | #1993       |
| <b>Milton, Keavon</b> (TE) Louisiana-Monroe.....                 | 2013        |
| <b>Mingo, Barkevious</b> (LB).....                               | 2013-15     |
| <b>Minnear, Randy</b> (RB) Purdue.....                           | 1970        |
| <b>Minnifield, Frank</b> (CB) Louisville.....                    | 1984-92     |
| <b>Minter, Barry</b> (LB) Tulsa.....                             | 2001        |
| <b>Mitchell, Alvin</b> (DB) Morgan State.....                    | 1968-69     |
| <b>Mitchell, Bobby</b> (RB) Illinois.....                        | 1958-61     |
| <b>Mitchell, Carlton</b> (WR) South Florida.....                 | 2010-11     |
| <b>Mitchell, Jayme</b> (DL) Mississippi.....                     | #2010, 2011 |
| <b>Mitchell, Mack</b> (DE) Houston.....                          | 1975-78     |
| <b>Modzelewski, Dick</b> (DT) Maryland.....                      | 1964-66     |
| <b>Modzelewski, Ed</b> (RB) Maryland.....                        | 1955-59     |
| <b>Mohring, John</b> (LB) C.W. Post.....                         | 1980        |
| <b>Monroe, Rod</b> (TE) Cincinnati.....                          | 2001        |
| <b>Montgomery, Cleotha</b> (KR) Abilene Christian.....           | 1981        |
| <b>Moog, Aaron</b> (DE) Nevada-Las Vegas.....                    | 1987        |
| <b>Moore, Eric</b> (OL) Indiana.....                             | 1995        |
| <b>Moore, Evan</b> (TE) Stanford.....                            | 2009-11     |
| <b>Moore, Marlon</b> (WR) Fresno State.....                      | 2014-15     |
| <b>Moore, Marty</b> (LB) Kentucky.....                           | 2000        |
| <b>Moore, Stevon</b> (DB) Mississippi.....                       | 1992-95     |
| <b>Moreland, Earthwind</b> (DB) Georgia Southern.....            | 2001        |
| <b>Moreland, Jake</b> (TE) Western Michigan.....                 | 2001        |
| <b>Morgan, Quincy</b> (WR) Kansas State.....                     | 2001-04     |
| <b>Moriarty, Pat</b> (RB) Georgia Tech.....                      | 1979        |
| <b>Morin, Miit</b> (TE) Massachusetts.....                       | 1966-75     |
| <b>Morris, Chris</b> (T) Indiana.....                            | 1972-73     |
| <b>Morris, Joe</b> (RB) Syracuse.....                            | 1991        |
| <b>Morris, Mike</b> (C) Northeast Mississippi State.....         | 1990        |
| <b>Morrison, Fred</b> (RB) Ohio State.....                       | 1954-56     |
| <b>Morrison, Reece</b> (RB) Southwest Texas State.....           | 1968-72     |
| <b>Morrow, Alvin</b> (TE) No College.....                        | #2001       |
| <b>Morrow, John</b> (C) Michigan.....                            | 1960-66     |
| <b>Morze, Frank</b> (C) Boston College.....                      | 1962-63     |
| <b>Moseley, Mark</b> (K) Stephen F. Austin.....                  | 1986        |
| <b>Moselle, Dom</b> (RB) Superior (Wisconsin) State College..... | 1950        |
| <b>Mosley, C.J.</b> (DL) Missouri.....                           | 2009        |
| <b>Mosley, Kendrick</b> (WR) Western Michigan.....               | 2006        |
| <b>Mostardi, Richard</b> (DB) Kent State.....                    | 1960        |
| <b>Mostert, Raheem</b> (RB) Perdue.....                          | 2015        |
| <b>Moten, Adrian</b> (LB) Maryland.....                          | 2012        |
| <b>Motley, Marion</b> (RB) Nevada.....                           | 1946-53     |
| <b>Murphy, Fred</b> (WR) Georgia Tech.....                       | 1960        |
| <b>Mustafa, Najee</b> (CB) Georgia Tech.....                     | 1993        |
| <b>Mustard, Chad</b> (TE) North Dakota.....                      | 2003-04     |
| <b>Myers, Michael</b> (DL) Alabama.....                          | 2003-04     |
| <b>Myles, Toby</b> (OL) Jackson State.....                       | 2001        |
| <b>N</b>   |             |
| <b>Nagler, Gern</b> (WR) Santa Clara.....                        | 1960-61     |

|   |                  |
|---|------------------|
| <b>Nave, Stevan</b> (LB) Kansas.....              | *1987            |
| <b>Nelsen, Bill</b> (QB) Southern California..... | 1968-72          |
| <b>Nelson, Robert</b> (DB) Arizona State.....     | 2014             |
| <b>Neujahr, Quentin</b> (OL) Kansas State.....    | #1995            |
| <b>Newman, Patrick</b> (WR) San Diego State.....  | 1994             |
| <b>Newsome, Ozzie</b> (TE) Alabama.....           | 1978-90          |
| <b>Newsome, Vince</b> (DB) Washington.....        | 1991-92          |
| <b>Nicolas, Scott</b> (LB) Miami (Fla.).....      | 1982-86          |
| <b>Ninowski, Jim</b> (QB) Michigan State.....     | 1958-59, 1962-66 |
| <b>Nix, John</b> (DL) Southern Mississippi.....   | #2003            |
| <b>Noll, Chuck</b> (G-LB) Dayton.....             | 1953-59          |
| <b>Northcutt, Dennis</b> (WR) Arizona.....        | 2000-06          |
| <b>Norwood, Jordan</b> (WR) Penn State.....       | #2010, 2011-12   |
| <b>Nugent, Terry</b> (QB) Colorado State.....     | #1984            |
| <b>Nutting, Ed</b> (DT) Georgia Tech.....         | 1961             |

## O

|   |         |
|---|---------|
| <b>O'Brien, Francis</b> (T) Michigan State..... | 1959    |
| <b>O'Connell, Tom</b> (QB) Illinois.....        | 1956-57 |
| <b>O'Connor, Bill</b> (DE) Notre Dame.....      | 1949    |
| <b>O'Hara, Shaun</b> (OL) Rutgers.....          | 2000-03 |
| <b>Oben, Roman</b> (OT) Louisville.....         | 2000-01 |
| <b>Octavien, Steve</b> (LB) Nebraska.....       | 2010    |
| <b>Oden, McDonald</b> (TE) Tennessee State..... | 1980-82 |
| <b>Odum, Clifton</b> (LB) Texas-Arlington.....  | 1980    |
| <b>Ogbonnaya, Chris</b> (RB) Texas.....         | 2011-13 |
| <b>Ogle, Kendall</b> (LB) Maryland.....         | 1999    |
| <b>Oliphant, Mike</b> (RB) Puget Sound.....     | 1989-91 |
| <b>Oliver, Bob</b> (DE) Abilene Christian.....  | 1969    |
| <b>Orchard, Nate</b> (LB) Utah.....             | 2015    |
| <b>Orr, Shantee</b> (LB) Michigan.....          | 2008    |
| <b>Oristaglio, Bob</b> (DE) Pennsylvania.....   | 1951    |
| <b>Osborne, Scot</b> (OL) William & Mary.....   | #2003   |
| <b>Oshinowo, Babatunde</b> (DL) Stanford.....   | 2006    |
| <b>Osika, Craig</b> (OL) Indiana.....           | 2003-04 |
| <b>Owens, Chris</b> (DB) San Jose State.....    | 2013    |
| <b>Owens, John</b> (TE) Notre Dame.....         | #2005   |

## P

|   |                  |
|---|------------------|
| <b>Pagel, Mike</b> (QB) Arizona State.....            | 1986-90          |
| <b>Painter, Vinston</b> (OL) Virginia Tech.....       | 2014             |
| <b>Palelei, Lonnie</b> (OL) Nevada-Las Vegas.....     | #1995            |
| <b>Palmer, Derrell</b> (DT) Texas Christian.....      | 1949-53          |
| <b>Palmer, Randy</b> (TE) Texas A&M (Kingsville)..... | 1999             |
| <b>Palumbo, Sam</b> (LB) Notre Dame.....              | 1955-56          |
| <b>Parilli, Vito</b> (QB) Kentucky.....               | 1956             |
| <b>Parker, Frank</b> (DT) Oklahoma State.....         | 1962-64, 1966-67 |
| <b>Parker, Jerry</b> (LB) Central State.....          | *1987            |
| <b>Parker, Juqua</b> (DL) Oklahoma State.....         | 2012             |
| <b>Parker, J'Vonne</b> (DL) Rutgers.....              | 2005-06          |
| <b>Parris, Gary</b> (TE) Florida State.....           | 1975-78          |
| <b>Parrish, Bernie</b> (DB) Florida.....              | 1959-66          |
| <b>Parseghian, Ara</b> (RB) Miami (Ohio).....         | 1948-49          |
| <b>Pashos, Tony</b> (OL) Illinois.....                | 2010-11          |
| <b>Pasztor, Austin</b> (OL) Virginia.....             | 2015             |
| <b>Patrick, Allen</b> (RB) Oklahoma.....              | #2008            |
| <b>Patten, David</b> (WR) Western Carolina.....       | 2000             |
| <b>Patten, Joel</b> (T) Duke.....                     | 1980             |
| <b>Patterson, Dimitri</b> (DB) Tuskegee.....          | 2011-12          |
| <b>Paul, Don</b> (DB) Washington State.....           | 1954-58          |
| <b>Payton, Eddie</b> (KR) Jackson State.....          | 1977             |
| <b>Paxson, Scott</b> (DL) Penn State.....             | 2011             |
| <b>Pearson, Calvin</b> (DB) Gambling.....             | 2002             |
| <b>Pederson, Doug</b> (QB) Northeast Louisiana.....   | 2000             |
| <b>Peebles, Danny</b> (WR) North Carolina State.....  | 1991             |
| <b>Peek, Antwan</b> (LB) Cincinnati.....              | 2007-08          |
| <b>Peerman, Cedric</b> (RB) Virginia.....             | #2009            |
| <b>Pena, Bob</b> (G) Massachusetts.....               | 1972             |
| <b>Perini, Pete</b> (RB) Ohio State.....              | 1955             |
| <b>Perkins, Antonio</b> (DB) Oklahoma.....            | 2005-06          |
| <b>Perry, Jereme</b> (DB) Eastern Michigan.....       | 2006             |
| <b>Perry, Michael Dean</b> (DT) Clemson.....          | 1988-94          |
| <b>Perry, Rod</b> (CB) Colorado.....                  | 1983-84          |
| <b>Peters, Floyd</b> (DT) San Francisco State.....    | 1959-62          |

|  |         |  |                  |
|--|---------|--|------------------|
| Peters, Tony (DB) Oklahoma               | 1975-78 | Richardson, Gloster (WR) Jackson State   | 1972-74          |
| Petersen, Ted (T) Eastern Illinois       | 1984    | Richardson, Kyle (P) Arkansas State      | 2005             |
| Petitbon, John (DB) Notre Dame           | 1955-56 | Richardson, Trent (RB) Alabama           | 2012-13          |
| Phelps, Don (RB) Kentucky                | 1950-51 | Riddick, Louis (DB) Pittsburgh           | 1993-95          |
| Phenix, Perry (DB) Southern Mississippi  | #2001   | Rideau, Brandon (WR) Kansas              | #2005            |
| Philcox, Todd (QB) Syracuse              | 1991-93 | Rienstra, John (OL) Temple               | 1991-92          |
| Phillip, Marvin (OL) California          | #2007   | Righetti, Joe (DT) Waynesburg            | 1969-70          |
| Phipps, Mike (QB) Purdue                 | 1970-76 | Risien, Cody (T) Texas A&M               | 1979-83, 1985-89 |
| Pierce, Calvin (FB) Eastern Illinois     | *1987   | Rison, Andre (WR) Michigan State         | 1995             |
| Pierce, Stephen (WR) Illinois            | *1987   | Roan, Oscar (TE) Southern Methodist      | 1975-78          |
| Pietrosante, Nick (RB) Notre Dame        | 1966-67 | Roberson, Derrick (DB) Rutgers           | 2010             |
| Pike, Chris (DL) Tulsa                   | 1989-90 | Roberts, Walter (WR) San Jose State      | 1964-66          |
| Pinkston, Jason (OL) Pittsburgh          | 2011-13 | Robertson, Craig (LB) North Texas        | 2012-15          |
| Piscitelli, Sabby (DB) Oregon State      | 2010    | Robinson, Billy (DB) Arizona State       | *1987            |
| Piskor, Ray (T) Niagara                  | 1947    | Robinson, DeJuan (DB) Northern Arizona   | *1987            |
| Pitts, Frank (WR) Southern               | 1971-73 | Robinson, Derreck (DL) Iowa              | 2009-10          |
| Pitts, John (DB) Arizona State           | 1975    | Robinson, Fred (G) Washington            | 1957             |
| Pizzo, Joe (QB) Mars Hill                | *1987   | Robinson, Gerell (TE) Arizona State      | #2014            |
| Player, Scott (P) Florida State          | 2007    | Robinson, Mike (DE) Arizona              | 1981-82          |
| Pleasant, Anthony (DE) Tennessee State   | 1990-95 | Robinson, Ramzee (DB) Arizona            | 2009             |
| Plum, Miit (QB) Penn State               | 1957-61 | Robiskie, Brian (WR) Ohio State          | 2009-11          |
| Polley, Tom (LB) Nevada-Las Vegas        | *1987   | Rockins, Chris (S) Oklahoma State        | 1984-87          |
| Pontbriand, Ryan (LS) Rice               | 2003-11 | Rogers, Don (S) UCLA                     | 1984-85          |
| Pool, Brodney (DB) Oklahoma              | 2005-09 | Rogers, Shaun (DL) Texas                 | 2008-10          |
| Poole, Larry (RB) Kent State             | 1975-77 | Rogers, Tyrone (DL) Alabama State        | 1999-04          |
| Pope, Marquez (S) Fresno State           | 1999    | Rokisky, John (DE) Duquesne              | 1946             |
| Posey, Julian (DB) Ohio                  | 2013    | Roman, Nick (DE) Ohio State              | 1972-74          |
| Poteat, Hank (DB) Pittsburgh             | 2009    | Romaniszyn, Jim (LB) Edinboro State      | 1973-74          |
| Pough, Keith (LB) Howard                 | 2014    | Rose, Ken (LB) Nevada-Las Vegas          | 1990             |
| Powell, Craig (LB) Ohio State            | 1995    | Roth, Matt (LB) Iowa                     | 2009-10          |
| Powell, Preston (RB) Grambling           | 1961    | Rouson, Lee (RB) Colorado                | 1991             |
| Powell, Ronnie (WR) Northwestern State   | 1999    | Rowe, Patrick (WR) San Diego State       | 1993             |
| Powers, Ricky (RB) Michigan              | 1995    | Rowell, Eugene (WR) Southern Mississippi | 1990             |
| Poyer, Jordan (DB) Oregon State          | 2013-15 | Royal, Robert (TE) Louisiana State       | 2009-10          |
| Prentice, Travis (RB) Miami (Ohio)       | 2000    | Roye, Orpheus (DL) Florida State         | 2000-07          |
| Prestel, Jim (T) Idaho                   | 1960    | Rubin, Ahtyba (DL) Iowa State            | 2008-14          |
| Pritchett, Billy (RB) West Texas State   | 1975    | Rucker, Martin (TE) Missouri             | 2008, #2009      |
| Pruitt, Greg (RB) Oklahoma               | 1973-81 | Rucker, Frostee (DL) Southern California | 2012             |
| Pruitt, Mike (RB) Purdue                 | 1976-84 | Rucker, Reggie (WR) Boston University    | 1975-81          |
| Pryor, Terrelle (WR) Ohio State          | 2015    | Rudd, Dwayne (LB) Alabama                | 2001-02          |
| Ptacek, Bob (QB) Michigan                | 1959    | Ruff, Orlando (LB) Furman                | 2005             |
| Pucci, Ben (DT) No College               | 1948    | Ruhman, Chris (OL) Texas A&M             | 1999             |
| Pucillo, Mike (OL) Auburn                | 2005    | Runger, Max (P) South Carolina           | 1988             |
| Pupua, Tau (DT) Weber State              | #1995   | Rusinek, Mike (NT) California            | *1987            |
| Putnam, Duane (G) College of the Pacific | 1961    | Russell, Brian (DB) San Diego State      | 2005-06          |
| Puzzuoli, Dave (NT) Pittsburgh           | 1983-87 | Ryan, Frank (QB) Rice                    | 1962-68          |
| Pyne, Jim (G) Virginia Tech              | 1999-00 | Rymkus, Lou (T) Notre Dame               | 1946-51          |
|  |         | Rypien, Mark (QB) Washington State       | 1994             |

## Q

|                                      |         |
|--------------------------------------|---------|
| Quaye, Ko (DL) South Dakota          | #2010   |
| Quinlan, Bill (DE) Michigan State    | 1957-58 |
| Quinlan, Voiney (RB) San Diego State | 1956    |
| Quinn, Brady (QB) Notre Dame         | 2007-09 |

## R

|  |               |
|--|---------------|
| Raimey, Dave (DB) Michigan               | 1964          |
| Rainer, Wail (LB) Virginia               | 1999-01       |
| Rainey, Bobby (RB) Western Kentucky      | 2013          |
| Rakoczy, Gregg (OL) Miami (Fla.)         | 1987-90       |
| Ratliff, Brett (QB) Utah                 | #2009, #2010  |
| Ratterman, George (QB) Notre Dame        | 1952-56       |
| Rechichar, Bert (DB) Tennessee           | 1952          |
| Redden, Barry (RB) Richmond              | 1989-90       |
| Reeves, Ken (OL) Texas A&M               | 1990          |
| Reeves, Walter (TE) Auburn               | 1994-95       |
| Rehberg, Scott (OL) Central Michigan     | 1999          |
| Renfro, Ray (WR) North Texas State       | 1952-63       |
| Reynolds, Billy (RB) Pittsburgh          | 1953-54, 1957 |
| Reynolds, Chuck (C) Tulsa                | 1969-70       |
| Rhett, Errict (RB) Florida               | 2000          |
| Rhyme, Jerry (QB) Tulsa                  | 1969          |
| Rich, Randy (DB) New Mexico              | 1978-79       |
| Richardson, Daryl (RB) Abilene Christian | #2015         |
| Richardson, Earnest (TE) Jackson State   | 1974          |

## S

|  |                |
|--|----------------|
| Saban, Lou (LB) Indiana                  | 1946-49        |
| Sabatino, Bill (DT) Colorado             | 1968           |
| Sagapolutele, Pio (DL) Hawaii            | 1991-95        |
| Salaam, Rashaan (RB) Colorado            | 1999           |
| Saleh, Tarek (LB/FB) Wisconsin           | 1999-01        |
| Sanders, Darnell (TE) Ohio State         | 2002-03        |
| Sanders, Lewis (DB) Maryland             | 2000-04        |
| Sanders, Steve (WR) Bowling Green        | 2008           |
| Sandusky, John (T) Villanova             | 1950-55        |
| Sanford, Brian (DL) Temple               | #2010, 2011-13 |
| Sanford, Lucius (LB) Georgia Tech        | 1987           |
| Santiago, O.J. (TE) Kent State           | #2000, 2001    |
| Saunders, De'Ante (DB) Tennessee State   | 2015           |
| Scales, Charley (RB) Indiana             | 1962-65        |
| Scarry, Mike (C) Waynesburg              | 1946-47        |
| Schaefering, Brian (DL) Lindenwood       | 2009-11        |
| Schafraath, Dick (G-T) Ohio State        | 1959-71        |
| Schoen, Tom (DB) Notre Dame              | 1970           |
| Schultz, Randy (RB) State College (Iowa) | 1966           |
| Schwartz, Mitchell (OL) California       | 2012-15        |
| Schwenk, Bud (QB) Washington             | 1946           |
| Scott, Bo (RB) Ohio State                | 1969-74        |
| Scott, Cedric (DE) Southern Mississippi  | 2002           |
| Scott, Clarence (DB) Kansas State        | 1971-83        |

|   |                   |
|---|-------------------|
| Sczurek, Stan (LB) Purdue.....                | 1963-65           |
| Seifert, Mike (DE) Wisconsin.....             | 1974              |
| Selawski, Gene (T) Purdue.....                | 1960              |
| Sellers, Mike (HB) Walla Walla C.C.....       | 2001              |
| Sensanbaugher, Dean (RB) Ohio State.....      | 1948              |
| Seymour, Ryan (OL) Vanderbilt.....            | 2014              |
| Shaffer, Kevin (OT) Tulsa.....                | 2006-08           |
| Sharkey, Ed (G) Nevada.....                   | 1952              |
| Shavers, Tyrone (WR) Lamar.....               | 1991              |
| Shaw, Connor (QB) South Carolina.....         | 2014, #2015       |
| Shaw, Jarrod (OL) Tennessee.....              | #2012             |
| Shaw, Sedrick (RB) Iowa.....                  | 1999              |
| Shea, Aaron (TE) Michigan.....                | 2000-05           |
| Sheard, Jabaal (DL/LB) Pittsburgh.....        | 2011-14           |
| Shelton, Danny (DL) Washington.....           | 2015              |
| Shelton, L.J. (OL) Eastern Michigan.....      | 2005              |
| Shepherd, Leslie (WR) Temple.....             | 1999              |
| Sheppard, Henry (G-T) Southern Methodist..... | 1976-81           |
| Sheriff, Stan (G) California Poly.....        | 1957              |
| Sherk, Jerry (DT) Oklahoma State.....         | 1970-81           |
| Shiner, Dick (QB) Maryland.....               | 1967              |
| Shoals, Roger (T) Maryland.....               | 1963-64           |
| Shofner, Jim (DB) Texas Christian.....        | 1958-63           |
| Shorter, Jim (DB) Detroit.....                | 1962-63           |
| Shula, Don (DB) John Carroll.....             | 1951-52           |
| Shurnas, Marshall (WR) Missouri.....          | 1947              |
| Sikich, Mike (G) Northwestern.....            | 1971              |
| Sikora, Robert (T) Indiana.....               | #1984             |
| Simmons, Tony (WR) Wisconsin.....             | 2001              |
| Simonetti, Len (DT) Tennessee.....            | 1946-48           |
| Sims, Darryl (DE) Wisconsin.....              | *1987-88          |
| Sims, Mickey (DT) South Carolina State.....   | 1977-79           |
| Sipe, Brian (QB) San Diego State.....         | 1974-83           |
| Skibinski, Joe (G) Purdue.....                | 1952              |
| Skrine, Buster (DB) UT-Chattanooga.....       | 2011-14           |
| Slaughter, Webster (WR) San Diego State.....  | 1986-91           |
| Slayden, Steve (QB) Duke.....                 | #1988             |
| Small, Kiero (FB) Arkansas.....               | 2014              |
| Smelley, Brad (TE) Alabama.....               | 2012              |
| Smith, Alex (TE) Stanford.....                | 2010-12           |
| Smith, Andre (TE) Virginia Tech.....          | 2013              |
| Smith, Armond (RB) Union College.....         | 2011              |
| Smith, Bob (LB) Nebraska.....                 | 1955-56           |
| Smith, Brian (LB) Notre Dame.....             | 2011              |
| Smith, Clifton (LB) Syracuse.....             | 2006              |
| Smith, Clifton (RB) Fresno State.....         | 2010              |
| Smith, Daryle (OT) Tennessee.....             | 1989              |
| Smith, DeAngelo (DB) Cincinnati.....          | #2009             |
| Smith, Gaylon (RB) Southwestern.....          | 1946              |
| Smith, Irv (TE) Notre Dame.....               | 1999              |
| Smith, Jim Ray (G) Baylor.....                | 1956-62           |
| Smith, John (WR) Tennessee State.....         | 1979              |
| Smith, Ken (TE) New Mexico.....               | 1973              |
| Smith, Mark (DL) Auburn.....                  | 2001-02           |
| Smith, Marquis (S) California.....            | 1999-01           |
| Smith, Ralph (TE) Mississippi.....            | 1965-68           |
| Smith, Rico (WR) Colorado.....                | 1992-95           |
| Smith, Rob (OL) Tennessee.....                | 2006              |
| Smith, Robaire (DE) Michigan State.....       | 2007-10           |
| Smith, Rodney (WR) Florida State.....         | 2014              |
| Smith, Shaun (DL) South Carolina.....         | 2007-08           |
| Smith, Terrelle (FB) Arizona State.....       | 2004-06           |
| Snellings, Paul (OL) Georgia.....             | #2000             |
| Snidow, Ron (DE) Oregon.....                  | 1968-72           |
| Solomon, Scott (LB) Rice.....                 | 2014-15           |
| Sorensen, Nick (DB) Virginia Tech.....        | 2007-10           |
| Sowells, Isaac (OL) Indiana.....              | 2006, #2007, 2008 |
| Sparenberg, Dave (G) Western Ontario.....     | *1987             |
| Spears, Quinton (LB) Prairie View A&M.....    | 2011              |
| Speedie, Mac (WR) Utah.....                   | 1946-52           |
| Speegle, Nick (LB) New Mexico State.....      | 2005-06           |
| Speer, Del (S) Florida.....                   | 1993-94           |
| Spencer, Joe (DT) Oklahoma State.....         | 1949              |

|  |                |
|--|----------------|
| Spire, Greg (DL) Florida State.....            | 2001           |
| Spiggs, Marcus (DL) Troy State.....            | 1999-00, #2001 |
| St. Clair, John (OL) Virginia.....             | 2009-10        |
| St. Clair, Mike (DE) Grambling.....            | 1976-79        |
| Stallworth, Donte* (WR) Tennessee.....         | 2008, #2009    |
| Stamer, Josh (LB) South Dakota.....            | 2009           |
| Stams, Frank (LB) Notre Dame.....              | 1992-95        |
| Stanfield, Harold (TE) West Virginia Tech..... | *1987          |
| Starks, Randy (DL) Maryland.....               | 2015           |
| Staroba, Paul (WR) Michigan.....               | 1972           |
| Steinbach, Eric (OL) Iowa.....                 | 2007-10, #2011 |
| Steinbrunner, Don (DE) Washington State.....   | 1953           |
| Stephens, Emmaunel (DL) Mississippi.....       | 2011-12        |
| Stephens, Larry (DT) Texas.....                | 1960-61        |
| Stephoe, Syndric (WR) Arizona.....             | 2008-09        |
| Steuber, Bob (RB) Missouri.....                | 1946           |
| Stevenson, Rickey (CB) Arizona.....            | 1970           |
| Stewart, Andrew (DE) Cincinnati.....           | 1989           |
| Stewart, Matt (LB) Vanderbilt.....             | 2005-06        |
| Stienke, Jim (DB) Southwest Texas State.....   | 1973           |
| Stokes, Barry (OL) Eastern Michigan.....       | 2002-03        |
| Stoutmire, Omar (DB) Fresno State.....         | #1999          |
| Stover, Matt (K) Louisiana State.....          | 1991-95        |
| Stracka, Tim (TE) Wisconsin.....               | 1983-84        |
| Strock, Don (QB) Virginia Tech.....            | 1988           |
| Stuckey, Chansi (WR) Clemson.....              | 2009-10        |
| Suggs, Lee (RB) Virginia Tech.....             | 2003-05        |
| Sullivan, Dave (WR) Virginia.....              | 1973-74        |
| Sullivan, Gerry (T-C) Illinois.....            | 1974-81        |
| Sullivan, Tom (RB) Miami (Fla.).....           | 1978           |
| Summers, Fred (DB) Wake Forest.....            | 1969-71        |
| Summer, Walt (DB) Florida State.....           | 1969-74        |
| Sustersic, Ed (RB) Findlay.....                | 1949           |
| Sutter, Ed (LB) Northwestern.....              | 1993-95        |
| Swarn, George (RB) Miami (Ohio).....           | *1987          |
| Sykes, Terrance (OL) Louisiana Tech.....       | #2001          |

## T

|   |               |
|---|---------------|
| Taffoni, Joe (T) Tennessee-Martin.....        | 1967-70       |
| Talley, John (TE) West Virginia.....          | 1990-91       |
| Tamm, Ralph (G) West Chester State.....       | 1990-91       |
| Tannehy, Alex (QB) Monmouth.....              | #2013         |
| Tate, Ben (RB) Auburn.....                    | 2014          |
| Taseff, Carl (DB) John Carroll.....           | 1951          |
| Taylor, Ben (LB) Virginia Tech.....           | 2002-05       |
| Taylor, Phil (DL) Baylor.....                 | 2011-14       |
| Taylor, Ryan (TE) North Carolina.....         | 2014          |
| Taylor, Terry (CB) Southern Illinois.....     | 1992-93       |
| Teets, Dick (LB) Wisconsin.....               | *1987         |
| Teifke, Mike (C) Akron.....                   | *1987         |
| Telfer, Randall (TE) Southern California..... | #2015         |
| Tennell, Derek (TE) UCLA.....                 | *1987-89      |
| Terlep, George (QB) Notre Dame.....           | 1948          |
| Terrell, Ray (RB) Mississippi.....            | 1946-47       |
| Testaverde, Vinny (QB) Miami (Fla.).....      | 1993-95       |
| Thaxton, Jim (TE) Tennessee State.....        | 1974          |
| Thierry, John (LB-DE) Alcorn State.....       | 1999          |
| Thigpen, Tyler (QB) Coastal Carolina.....     | #2014         |
| Thomas, Santonio (DL) Miami (Fla.).....       | 2008          |
| Thomas, Joe (OT) Wisconsin.....               | 2007-15       |
| Thomas, Johnny (CB) Baylor.....               | 1995          |
| Thome, Chris (OL) Minnesota.....              | 1991-92       |
| Thompson, Bennie (DB) Grambling.....          | 1994-95       |
| Thompson, Chaun (LB) West Texas A&M.....      | 2003-07       |
| Thompson, Kevin (QB) Penn State.....          | 2000, #2002   |
| Thompson, Mike (DT) Wisconsin.....            | 1999-00       |
| Thompson, Tommy (LB) William & Mary.....      | 1949-53       |
| Thornton, John (DL) Cincinnati.....           | 1991          |
| Tidmore, Sam (LB) Ohio State.....             | 1962-63       |
| Tierney, Leo (C) Georgia Tech.....            | 1978          |
| Tillman, Lawyer (WR) Auburn.....              | 1989, 1992-93 |
| Tinsley, Keith (WR) Pittsburgh.....           | *1987         |
| Tomczak, Mike (QB) Ohio State.....            | 1992          |
| Trautwein, Phil (OL) Florida.....             | #2009         |



|   |                |
|---|----------------|
| Tripp, Kiante (OL) Georgia.....                     | 2011           |
| Trocano, Rick (DB-OB) Pittsburgh.....               | 1981-83        |
| Trufant, Isaiah (DB) Eastern Washington.....        | #2014          |
| Trusnik, Jason (LB) Ohio Northern.....              | 2009-10        |
| Tucker, Ryan (OT) Texas Christian.....              | 2002-09        |
| Tucker, Travis (TE) Southern Connecticut State..... | 1985-87        |
| Tupa, Tom (QB-P) Ohio State.....                    | #1993, 1994-95 |
| Turbin, Robert (RB) Utah State.....                 | 2015           |
| Turnbow, Jesse (DT) Tennessee.....                  | 1978           |
| Turner, Eric (S) UCLA.....                          | 1991-95        |
| Turner, Kevin (LB) Pacific.....                     | 1982           |
| Tyms, Brian (WR) Florida A&M.....                   | 2013           |

## U

|                                     |         |
|-------------------------------------|---------|
| Uliniski, Ed (G) Marshall.....      | 1946-49 |
| Unck, Mason (LB) Arizona State..... | 2003-06 |
| Upshaw, Marvin (DE) Trinity.....    | 1968-69 |

## V

|  |               |
|--|---------------|
| Vallos, Steve (OL) Wake Forest.....        | 2010-11       |
| Van Dyke, Ralph (T) Southern Illinois..... | *1987         |
| Van Pelt, Brad (LB) Michigan State.....    | 1986          |
| Vardell, Tommy (RB) Stanford.....          | 1992-95       |
| Veikune, David (LB) Hawaii.....            | 2009          |
| Ventrone, Ray (DB) Villanova.....          | 2009-12       |
| Verba, Ross (OL) Iowa.....                 | 2001-02, 2004 |
| Verser, David (WR) Kansas.....             | *1987         |
| Vickers, Lawrence (FB) Colorado.....       | 2006-10       |

## W

|  |                  |
|--|------------------|
| Wade, Trevin (DB) Arizona.....                   | 2012             |
| Wagner, Bryan (P) Cal-State Northridge.....      | 1989-90          |
| Walters, Van (LB) Indiana.....                   | 1988-91          |
| Walker, Dwight (RB-WR) Nicholls State.....       | 1982-84          |
| Wallace, Calvin (DE) West Virginia Tech.....     | *1987            |
| Wallace, Martin (OL) Temple.....                 | 2013             |
| Wallace, Seneca (QB) Iowa State.....             | 2010-11          |
| Walls, Everson (DB) Grambling.....               | 1992-93          |
| Walls, Raymond (DB) Southern Mississippi.....    | 2002             |
| Walters, Dale (P) Rice.....                      | *1987            |
| Ward, Carl (DB) Michigan.....                    | 1967-68          |
| Ward, T.J. (DB) Oregon.....                      | 2010-13          |
| Warfield, Paul (WR) Ohio State.....              | 1964-69, 1976-77 |
| Warren, Gerard (DL) Florida.....                 | 2001-04          |
| Washington, Brian (S) Nebraska.....              | 1988             |
| Washington, Ted (NT) Louisville.....             | 2006-07          |
| Watkins, Tom (RB) Iowa State.....                | 1961             |
| Watson, Benjamin (TE) Georgia.....               | 2010-12          |
| Watson, Karlton (QB) Winston-Salem.....          | *1987            |
| Watson, Louis (WR) Mississippi Valley State..... | *1987            |
| Watson, Remi (WR) Bethune-Cookman.....           | *1987            |
| Weeden, Brandon (QB) Oklahoma.....               | 2012-13          |
| Weathers, Clarence (WR) Delaware State.....      | 1985-88          |
| Weathers, Curtis (TE-LB) Mississippi.....        | 1979-85          |
| Webb, Ken (RB) Presbyterian.....                 | 1963             |
| Weber, Chuck (DE) West Chester State.....        | 1955-56          |
| Webster, Larry (DT) Maryland.....                | 1995             |
| West, Terrance (RB) Towson.....                  | 2014             |
| Westmoreland, Eric (LB) Tennessee.....           | 2004             |
| White, Bob (RB) Stanford.....                    | 1955             |
| White, Charles (RB) Southern California.....     | 1980-82, 1984    |
| White, Jamel (RB) South Dakota.....              | 2000-03          |
| White, James (DE) Louisiana State.....           | *1985            |
| White, Lorenzo (RB) Michigan State.....          | #1995            |
| Whitlow, Bob (C) Arizona.....                    | 1968             |
| Whitner, Donte (DB) Ohio State.....              | 2014-15          |
| Whittaker, Fozzy (RB) Texas.....                 | 2013             |
| Whitwell, Mike (WR-S) Texas A&M.....             | 1982-83          |
| Wiggin, Paul (DE) Stanford.....                  | 1957-67          |
| Wilburn, Barry (CB) Mississippi.....             | 1992             |
| Wilkinson, Jerry (DE) Oregon State.....          | 1980             |

|   |                      |
|---|----------------------|
| Williams, A.D. (WR) College of the Pacific..... | 1960                 |
| Williams, Arthur (WR) Abilene Christian.....    | *1987                |
| Williams, Clarence (RB) Washington State.....   | 1993                 |
| Williams, Corey (DL) Arkansas State.....        | 2008-09              |
| Williams, Demetrius (WR) Oregon.....            | 2010                 |
| Williams, Eddie (FB) Idaho.....                 | 2011, #2012          |
| Williams, Gene (T-G) Iowa State.....            | 1993-94              |
| Williams, James (LB) Mississippi State.....     | 1999                 |
| Williams, K'Waun (DB) Pittsburgh.....           | 2014-15              |
| Williams, Larry (G) Notre Dame.....             | 1986-88              |
| Williams, Lawrence (KR) Texas Tech.....         | 1977                 |
| Williams, Leon (LB) Miami (Fla.).....           | 2006-08, #2009       |
| Williams, Ray (WR) Clemson.....                 | *1987                |
| Williams, Roosevelt (DB) Tuskegee.....          | 2003                 |
| Williams, Sidney (LB) Southern.....             | 1964-66              |
| Williams, Stacy (DB) East Texas State.....      | *1987                |
| Williams, Tramon (DB) Louisiana Tech.....       | 2015                 |
| Williams, Tony (T) Kansas State.....            | 1993                 |
| Williams, Wally (C) Florida A&M.....            | 1993-95              |
| Willis, Bill (G-LB) Ohio State.....             | 1946-53              |
| Wilson, Tom (RB) No College.....                | 1962                 |
| Wilson, Travis (WR) Oklahoma.....               | 2006, #2007          |
| Wilson, Troy (CB) Notre Dame.....               | *1987                |
| Wimbley, Kamerion (LB) Florida State.....       | 2006-09              |
| Windsor, Rod (WR) Western New Mexico.....       | #2011                |
| Wingle, Blake (G) UCLA.....                     | *1987                |
| Winn, Billy (DL) Boise State.....               | 2012-14              |
| Winslow, George (P) Villanova.....              | 1987                 |
| Winslow, Kellen (TE) Miami (Fla.).....          | 2004, #2005, 2006-08 |
| Winston, Glenn (RB) Northwood.....              | 2014-15              |
| Winters, Frank (C) Western Illinois.....        | 1987-88              |
| Wise, Mike (DL) California-Davis.....           | 1991                 |
| Wiska, Jeff (G) Michigan State.....             | 1986                 |
| Wohlabach, Dave (C) Syracuse.....               | 1999-02              |
| Woffley, Ron (RB) West Virginia.....            | 1992-93              |
| Womack, Floyd (OL) Mississippi State.....       | 2009-10              |
| Woods, Rob (OL) Arizona.....                    | 1991                 |
| Woolsey, Rolly (DB) Boise State.....            | 1977                 |
| Wooten, John (G) Colorado.....                  | 1959-67              |
| Word, Mark (DE) Jacksonville State.....         | 2002-03              |
| Wren, Junior (DB) Missouri.....                 | 1956-59              |
| Wright, Alvin (NT) Jacksonville State.....      | 1992                 |
| Wright, Eric (DB) UNLV.....                     | 2007-10              |
| Wright, Felix (S) Drake.....                    | 1985-90              |
| Wright, George (DT) Sam Houston.....            | 1972                 |
| Wright, Jason (RB) Northwestern.....            | 2005-08              |
| Wright, Keith (WR-KR) Memphis State.....        | 1978-80              |
| Wright, Kenny (DB) Northwestern State.....      | 2007                 |
| Wycinsky, Craig (G) Michigan State.....         | 1972                 |
| Wynn, Spergon (QB) Southwest Texas State.....   | 2000                 |

## Y

|   |                  |
|---|------------------|
| Yanchar, Bill (DT) Purdue.....                              | 1970             |
| Yates, Billy (OL) Texas A&M.....                            | 2009-10          |
| Yonakor, John (DE) Notre Dame.....                          | 1946-49          |
| Young, Usama (DB) Kent State.....                           | 2011-12          |
| Young, George (DE) Georgia.....                             | 1946-53          |
| Young, Glen (WR) Mississippi State.....                     | 1984-85, 1987-88 |
| Young, Scott (OL) Brigham Young.....                        | 2008             |
| Youngblood, George (DB) California State (Los Angeles)..... | 1967             |
| Youngelman, Sid (DT) Alabama.....                           | 1959             |
| Yount, Christian (LS) UCLA.....                             | 2011-14          |
| Yovanovits, Dave (OL) Temple.....                           | 2005             |

## Z

|  |         |
|--|---------|
| Zahursky, Steve (OL) Kent State.....     | 1999-00 |
| Zastudil, Dave (P) Ohio.....             | 2006-10 |
| Zeier, Eric (QB) Georgia.....            | 1995    |
| Zeno, Lance (C) UCLA.....                | 1992-93 |
| Zukauskas, Paul (OL) Boston College..... | 2001-04 |

\*Denotes replacement player during 1987 players' strike.

#On injured reserve the entire season, on active roster but did not play in a regular season game or suspended the entire season.

## ALL-TIME JERSEY NUMBERS

### 1

Dino Hall (1979)  
Homer Jordan (\*1987)  
Michael Jackson (1991-93)

### 2

Tony DeLeone (1987)  
Jerry Kauric (1990)  
Tim Couch (1999-2003)  
Reggie Hodges (2009-10, #2011, 2012)  
Johnny Manziel (2014-15)

### 3

Mark Moseley (1986)  
Brian Franco (\*1987)  
Goren Lingmerth (\*1987)  
Matt Stover (1991-95)  
Derrick Frost (2003)  
Derek Anderson (#2005, 2006-09)  
Brandon Weeden (2012-13)  
Pat Devlin (#2015)

### 4

Max Runager (1988)  
Rico Smith (1992)  
Pico Dawson (1999-2012)  
Tyler Thigpen (#2014)

### 5

Webster Slaughter (1986)  
George Winslow (1987)  
Dale Waters (\*1987)  
Brett Conway (2003)  
Jeff Garcia (2004)  
Scott Player (2007)  
Brett Ratliff (#2009, #2010)  
Spencer Lanning (2013-14)

### 6

Remi Watson (\*1987)  
Lang Campbell (#2006)  
Seneca Wallace (2010-11)  
Brian Hoyer (2013-14)  
Travis Coons (2015)

### 7

Terry Luck (1977)  
Terry Nugent (#1984)  
Jeff Gossett (1983, 1985-87)  
Steve Slayden (#1988)  
Tom Tupa (#1993, 1994-95)  
Josh Harris (#2004)  
Paul Ernster (2007)  
Bruce Gradkowski (2008)  
Brad Maynard (2011)  
Alex Tanney (#2013)  
Austin Davis (2015)

### 8

Gary Marangi (#1977)  
Johnny Evans (1978-80)  
Jeff Jaeger (1987)  
Brad Goebel (1992-94)  
Nate Hybl (2003)  
Derrick Frost (2004)  
Trent Dilfer (2005)  
Billy Cundiff (2009, 2013-14)  
Richmond McGree (2011)  
Josh Johnson (2012)  
Brandon Bogotay (#2013)  
Andy Lee (2015)

### 9

Greg Coleman (1977)  
Matt Bahr (1981-89)  
Jim McMahon (#1995)  
Charlie Frye (2005-07)  
Thaddeus Lewis (#2011, 2010)  
Connor Shaw (2014, #2015)

### 10

John Borton (1957)  
Chris Gartner (1974)  
Dave Mays (1976-77)  
Dave Jacobs (1981)  
Tom Flick (1984)  
Mike Pagel (1986-90)  
Mike Elkins (#1991)  
Eric Zeier (1995)  
Jamie Martin (#1999)  
Kevin Thompson (2000)  
Tony Graziani (#2000)  
Kelly Holcomb (2001-04)  
Kyle Richardson (2005)  
Brady Quinn (2007-09)  
Jordan Norwood (#2010, 2011-12)  
Armani Edwards (2013)  
Garrett Hartley (2014)  
Darius Jennings (2015)

### 11

Jim Ninowski (1964-66)  
Don Gault (1970)  
Lee Johnson (1987-88)  
Jeff Christensen (\*1987)  
Brian Hansen (1991-93)  
Mark Rypien (1994)  
Ty Detmer (1999)  
Brandon Rideau (#2005)  
Ken Dorsey (2006-08)  
Mohamed Massaquoi (2009-12)  
Charles Johnson (#2013)  
Travis Benjamin (2014-15)

### 12

Don Cockroft (1968-80)  
Rick Trocano (1981-83)  
Kariton Watson (\*1987)  
Don Strock (1988)  
Jeff Graham (#1989)  
Vinny Testaverde (1993-95)  
Josh Booty (#2001-03)  
Luke McCown (2004)  
Doug Johnson (#2005)  
Syndric Steptoe (2008-09)  
Colt McCoy (2010-12)  
Josh Gordon (2013-14, #2015)

### 13

Frank Ryan (1962-68)  
Don Horn (1973)  
Joe Pizzo (\*1987)  
Jeff Francis (1990, #1992)  
Spergorn Wynn (2000)  
Richard Bartel (#2008)  
Yamon Figurs (2010)  
Rod Windsor (#2011)  
Josh Gordon (2012)  
Rodney Smith (2014)  
Josh McCown (2015)

### 14

**OTTO GRAHAM (1952-55)**

### 15

Bert Rechichar (1952)  
Ken Gorgal (1953-54)  
Tommy O'Connell (1956-57)  
Jim Ninowski (1958-59, 1962-63)  
Glynn Griffing (1964)  
Gary Lane (1966-67)  
Mike Phipps (1970-76)  
Mark Miller (1978-79)  
Steve Cox (1981-84)  
Bryan Wagner (1989-90)  
Donny Brady (1995)  
Jeff Brohm (#2000)  
Dave Zastudil (2006-10)  
Greg Little (2011-12)  
Davone Bess (2013)  
Marlon Moore (2014-15)

### 16

George Ratterman (1952-56)  
Milt Plum (1957-61)  
Bill Nelsen (1968-72)  
Will Cureton (1975)  
Paul McDonald (1980-85)  
Selwyn Jones (1993-94)  
Ray Ethridge (#1995)  
Kevin Thompson (2000, #2002)  
Joshua Cribbs (2005-12)  
Caleb Hanie (#2013)  
Andrew Hawkins (2014-15)

### 17

Jerry Rhome (1969)  
Brian Sipe (1974-83)  
Todd Philcox (1991-93)  
Chris Gardocki (1999-2003)  
Brayton Edwards (2005-09)  
Jake Delhomme (2010)  
Jason Campbell (2013)  
LeRon Byrd (2014)  
Terrelle Pryor (2015)

### 18

Vito Parilli (1956)  
Bob Freeman (1957-58)  
Bob Ptacek (1959)  
Len Dawson (1960-61)  
John Furman (1962)  
Dick Shiner (1967)  
Ben Hawkins (1974)  
Gary Danielson (1985, 1987-88)  
Vernon Joines (1989-90)  
Mike Tomczak (1992)  
Doug Pederson (2000)  
Tony Simmons (2001)  
Kendrick Mosley (2006)  
Donte' Stallworth (2008, #2009)  
Carlton Mitchell (2010-11)  
Greg Little (2013)  
Taylor Gabriel (2014-15)

### 19

Billy Lefear (1972)  
Bernie Kosar (1985-93)  
Frisman Jackson (2004)  
Miles Austin (2014)

### 20

Mike Scary (19046-47)  
Lou Saban (1948-49)  
Hal Herring (1950-51)  
Ken Carpenter (1952-53)  
Don Paul (1954-58)

Ross Fichtner (1960-67)  
 Fred Summers (1969-71)  
 Jim Stienke (1973)  
 Tony Peters (1975-78)  
 Doug Dennison (1979)  
 Judson Flint (1980-82)  
 Don Rogers (1984-85)  
 Joe Morris (1991)  
 Alan Haller (1992)  
 Earnest Byner (1994-95)  
 Johnny Thomas (1995)  
 Omar Stoutmire (#1999)  
 Earl Little (1999-04)  
 Pete Hunter (2005)  
 Ralph Brown (2006)  
 Mike Adams (2007-11)  
 Montario Hardesty (2012)  
 Shaun Draughn (2014-15)

**21**

Dean Brown (1969)  
 Stan Brown (1971)  
 Van Green (1973-76)  
 Oliver Davis (1977-80)  
 Mike Whitwell (1983)  
 Corey Gilmore (\*1987)  
 Eric Metcalf (1989-94)  
 Earnest Byner (1995)  
 Marquis Smith (1999-01)  
 Lewis Sanders (2002-03, 2004)  
 James Jackson (2004)  
 Brodney Pool (2005-09)  
 Eric Wright (2010)  
 Dmitri Patterson (2011-12)  
 Chris Owens (2013)  
 Justin Gilbert (2014-15)

**22**

Frank Gatski (1946-51)  
 Rex Bumgardner (1952)  
 Ken Konz (1953-59)  
 Rich Mostardi (1960)  
 Tom Watkins (1961)  
 Lowell Caylor (1964)  
 Bobby Franklin (1966)  
 Billy Devrow (1967)  
 Clarence Scott (1971-83)  
 Felix Wright (1985-90)  
 Perry Kemp (\*1987)  
 Vince Newsome (1991-92)  
 Ricky Powers (1995)  
 Tim McTyer (1999)  
 Todd Franz (2000)  
 Michael Jameson (2002-04)  
 Brandon McDonald (2007-09)  
 Derrick Roberson (2010)  
 Mike Bell (2010)  
 Buster Skrine (2011-14)  
 Tramon Williams (2015)

**23**

Larry Benz (1963-65)  
 Clifford Brooks (1972-74)  
 Bill Craven (1976)  
 Larry Collins (1978)  
 Mark Kafentzis (1982)  
 Mark Harper (1986-90)  
 DeJuan Robinson (\*1987)  
 Randy Baldwin (1992-94)  
 Earnest Hunter (1995)  
 Marquez Pope (1999)  
 Errict Rhett (2000)  
 Devin Bush (2001-02)  
 C.J. Jones (#2003)

Adimchinobe Echemandu (2004)  
 Ray Mickens (2005)  
 Chris Barclay (#2006)  
 Gary Baxter (#2007)  
 Travis Daniels (2008)  
 Hank Poteat (2009)  
 Joe Haden (2010-15)

**24**

Mel Maceau (1946-48)  
 Tommy Thompson (1949-51)  
 Warren Lahr (1952-59)  
 Bobby Franklin (1960-65)  
 Ernie Kellermann (1966-71)  
 Bobby Majors (1972)  
 Pete Athas (1975)  
 Terry Brown (1976)  
 Randy Rich (1978-79)  
 Autry Beamon (1980-81)  
 Cleotha Montgomery (1981)  
 Vagas Ferguson (1983)  
 Greg Best (1984)  
 Ray Ellis (1986-87)  
 Anthony Blaylock (1988-91)  
 Randy Baldwin (#1991-92)  
 Terry Taylor (1992-93)  
 Reginald Jones (#1994)  
 Corey Fuller (1999-01)  
 Robert Griffith (2002-04)  
 Gary Baxter (2005-06)  
 Eric Wright (2007-09)  
 Sheldon Brown (2010-12)  
 Johnson Bademosi (2013-15)

**25**

Charles Leigh (1968-69)  
 Frank Pitts (1971-73)  
 Rolly Woolsey (1977)  
 Pat Moriarty (1979)  
 Charles White (1980-82, 84)  
 Vincent Barnett (\*1987)  
 Anthony Florence (1991)  
 Alfred Jackson (1991-92)  
 Dana Hall (1995)  
 Sedrick Shaw (1999)  
 Lewis Sanders (2000)  
 Corey Fuller (2002)  
 Chris Crocker (2003-05)  
 Justin Hamilton (2006)  
 Kenny Wright (2007)  
 Terry Cousin (2008)  
 Coye Francies (2009)  
 Chris Ogbonnaya (2011-13)  
 Ifo Ekpre-Olomu (#2015)

**26**

Ray Renfro (1952-63)  
 Dave Raimey (1964)  
 Reece Morrison (1968-72)  
 Billy Lefear (1972-75)  
 Tom Sullivan (1978)  
 Dino Hall (1979-83)  
 Greg Allen (1985)  
 Arthur Williams (\*1987)  
 Keith Jones (1989)  
 Raymond Clayborn (1990-91)  
 Ron Wolfley (1992-93)  
 Michael Davis (1995)  
 Anthony Malbrough (2000)  
 Dyshod Carter (2001)  
 Nick Maddox (2003)  
 Sean Jones (2005-08)  
 Abram Elam (2009-10)  
 Trevin Wade (2012)

Willis McGahee (2013)  
 Pierre Desir (2014-15)

**27**

Walter Roberts (1964-66)  
 Carl Ward (1967-68)  
 Randy Minniear (1970)  
 Rickey Stevenson (1970)  
 Thom Darden (1972-74, 1976-81)  
 Gary Davis (#1981)  
 Mike Whitwell (1982)  
 Al Gross (1983-87)  
 Brian Dudley (\*1987)  
 Derrick Gainer (1990)  
 Derrick Douglas (1991)  
 Stevon Moore (1992-95)  
 Karim Abdul-Jabbar (1999)  
 Lamar Chapman (2000-01)  
 Roosevelt Williams (2003)  
 Dee Brown (2004)  
 Brian Russell (2005-06)  
 Nick Sorensen (2007-10)  
 Eric Hagg (2011-12)  
 Edwin Baker (2013)  
 Robert Turbin (2015)  
 Daryl Richardson (#2015)

**28**

Dick Deschaine (1958)  
 Ben Davis (1967-68, 1970-73)  
 Eddie Brown (1974-75)  
 Ron Bolton (1976-82)  
 Herman Fontenot (1985-88)  
 Steve Pierce (\*1987)  
 Robert Goins (\*1987)  
 Tyrone Shavers (1991)  
 James Brooks (1992)  
 Erik McMillan (1993)  
 Everson Walls (1992-93)  
 Don Griffin (1994-95)  
 Rashidi Barnes (2000)  
 Leigh Bodden (2003-07)  
 Allen Patrick (2008)  
 James Davis (2009-10)  
 Clifton Smith (2010)  
 Sabby Piscitelli (2010)  
 Usama Young (2011-12)  
 Dion Lewis (#2013)  
 Terrance West (2014)  
 Glenn Winston (2015)

**29**

Tommy McDonald (1968)  
 Walt Sumner (1969-74)  
 Hanford Dixon (1981-89)  
 Brent Fullwood (1990)  
 Eric Turner (1991-95)  
 Rashaan Salaam (1999)  
 James Jackson (2001-03)  
 Jason Wright (2005-08)  
 Maquis Floyd (#2009)  
 Thomas Brown (#2009)  
 Brandon Jackson (#2011, 2012)  
 Leon McFadden (2013)  
 Duke Johnson Jr. (2015)

**30**

Bill Willis (1946-51)  
 Emerson Cole (1952)  
 Sherman Howard (1953)  
 Maurice Bassett (1954-56)  
 Lew Carpenter (1957-58)  
 Bernie Parrish (1959-66)  
 Ron Johnson (1969)  
 Ken Brown (1970-75)

Cleo Miller (1976-82)  
Boyce Green (1983-85)  
Billy Robinson (\*1987)  
Thane Gash (1988-90)  
Jamel White (2000-2003)  
Antonio Perkins (2005-06)  
Ricardo Colclough (#2007)  
Gerard Lawson (2008-09)  
Eric King (2010)  
Jim Leonhard (2014)  
Ibraheim Campbell (2015)

### 31

Charley Harraway (1966-68)  
Bob Hunt (1974)  
Cleo Miller (1975)  
James Black (1984)  
Frank Minnifield (1984-92)  
Stacey Hairston (1993-95)  
Raymond Jackson (1999-01)  
William Green (2002-05)  
Jereme Perry (2006)  
Jamal Lewis (2007-09)  
Montario Hardesty (#2010, 2011)  
Prince Miller (2012)  
Donte Whitner (2014-15)

### 32

Lin Houston (1946-51)  
Harry Jagade (1952-53)  
Fred Morrison (1954-56)

### JIM BROWN (1957-65)

### 33

Randy Schultz (1966)  
Nathaniel James (1968)  
Tom Schoen (1970)  
Bo Cornell (1971-72)  
Reggie Rucker (1975-81)  
Curtis Dickey (1985-86)  
Kirk Jones (\*1987)  
Mike Oliphant (1989)  
Leroy Hoad (1990-95)  
Daylon McCutcheon (1999-05)  
DeAngelo Smith (#2009)  
Thomas Clayton (2011)  
Trent Richardson (2012-13)  
Jordan Poyer (2013-15)

### 34

George Cherokee (1946)  
Bob Gaudio (1947)  
Abe Gibron (1950-51)  
Walt Michaels (1952-61)  
Stan Sczurek (1963)  
Ken Webb (1963)  
Mike Howell (1965-72)  
Greg Pruitt (1973-81)  
David Green (1982)  
Kevin Mack (1985-93)  
Marcus Lee (1994)  
Lorenzo White (1995)  
Madre Hill (1999)  
Chris Floyd (2000)  
Ben Gay (2001)  
R.J. Bowers (2002-03)  
Lewis Sanders (2004)  
Reuben Droughns (2005-06)  
Chris Jennings (2009)  
Thomas Clayton (2010)  
James Dockery (2011)  
Bobby Rainey (2013)  
Isaiah Crowell (2014-15)

### 35

Alex Agase (1948-51)  
Galen Fiss (1956-66)  
Larry Conjar (1967)  
Bo Scott (1969-74)  
Brian Duncan (1976-77)  
Calvin Hill (1978-81)  
Eris Jackson (\*1987)  
Stacey Driver (\*1987)  
Will Hill (1988)  
Barry Redden (1989-90)  
Perry Phenix (#2001)  
Dyshod Carter (2004)  
Jerome Harrison (2006-10)  
Armond Smith (2011)  
Fozzy Whittaker (2013)  
Isaiah Trufant (#2014)  
Don Jones (2015)

### 36

Ed Ulinski (1946-49)  
Tommy Thompson (1950)  
Marion Motley (1952-53)  
Ed Modzelewski (1955-59)  
Billy Kinar (1956)  
Jamie Caleb (1960)  
Charley Scales (1962-65)  
Nick Pietrosante (1966-67)  
Dick Davis (1969)  
Steve Engel (1970)  
Henry Hynoski (1975)  
Eddie Payton (1977)  
Bill Jackson (1982)  
Stephen Braggs (1987-91)  
Vince Carreker (\*1987)  
Fred Foggie (1992)  
Issac Booth (1994-95)  
Chris Akins (2001-02)  
Ron Israel (2003)  
Corey McIntyre (2005)  
Ben Emanuel (#2006)  
Coye Francies (2010)  
K'Waun Williams (2014-15)

### 37

George Groves (1946)  
Bob Kolesar (1946)  
Jamie Caleb (1965)  
Hugh McKinnis (1973-75)  
Chris Rockins (1984-87)  
Harlon Barnett (1990-92)  
Bennie Thompson (1994-95)  
Anthony Henry (2001-04)  
Mike Hawkins (2006)  
Anthony Madison (2009)  
Johnson Bademosi (2012)  
Josh Aubrey (2013)

### 38

Weldon Humble (1947-50)  
Bob Gaudio (1951)  
Maurice Bassett (1954)  
Sam Baker (1960-61)  
Stan Sczurek (1963-65)  
Larry Poole (1975-77)  
Johnny Davis (1982-87)  
Larry Mason (\*1987)  
Alvin Horn (\*1987)  
George Swarn (\*1987)  
Odie Harris (1991-92)  
Antonio Langham (1994-95, 1999)  
Earthwind Moreland (2001)

Therrian Fontenot (2006)  
Cedric Peerman (#2009)  
Ramzee Robinson (2009)  
Julian Posey (2013)  
Aaron Berry (2014)

### 39

Alex Kapler (1946-47)  
Billy Pritchett (1975)  
Major Everett (1986, \*1987)  
Stanley Carraway (\*1987)  
Randy Hilliard (1990-93)  
Marlon Forbes (1999)  
Brandon Jennings (#2001)  
Michael Lehan (2003-05)  
Daven Holly (2006-08)  
Tashaun Gipson (2012-15)

### 40

Jim Daniell (1946)  
Dub Jones (1952-55)  
Preston Carpenter (1956-59)  
Prentice Gault (1960)  
Preston Powell (1961)  
Howard Cassady (1962)  
Jim Shorter (1962-63)  
Erich Barnes (1965-71)  
Preston Anderson (1974)  
Tom London (1978)  
Rod Perry (1983-84)  
Mike McCade (\*1987)  
Kyle Kramer (1989)  
Lynn James (1991)  
Tarek Saleh (1999-00)  
Peyton Hillis (2010-11)  
Kiero Small (2014)  
De'Ante Saunders (2015)

### 41

Ralph Smith (1965-68)  
Dave Jones (1969-71)  
Jerry Wilkinson (1980)  
Troy Wilson (\*1987)  
Anthony Florence (1991)  
Tim Jacobs (1993-95)  
Travis Prentice (2000)  
Charles Ali (2007-08)  
Ray Ventrone (2009-12)  
Glenn Winston (2014)  
Raheem Mostart (2015)

### 42

Chet Adams (1946-48)  
Derrell Palmer (1949-51)  
Tommy James (1952-55)  
Lowe Wren (1956-59)  
Bob Crespino (1961-63)  
Paul Warfield (1964-69, 1976-77)  
Gloster Richardson (1972-74)  
Dwight Walker (1982-84)  
Tim Manoa (1987-89)  
Calvin Pierce (\*1987)  
Latin Berry (1991-92)  
Louis Riddick (1993-95)  
Terry Kirby (1999)  
Carl Fair (2001)  
Raymond Walls (2002)  
Terrelle Smith (2004-06)  
Hamza Abdullah (2008)  
Robert Nelson (2014)  
Malcolm Johnson (2015)

**43**

Bob Smith (1955-56)  
 Billy Kinard (1956)  
 Volney Quinlan (1956)  
 Ron Green (1967-68)  
 Fair Hooker (1969-74)  
 Mike Pruitt (1976-84)  
 Tony Baker (1986, 1988)  
 Stacy Williams (\*1987)  
 Joe King (1991)  
 Del Speer (1993-94)  
 Vashone Adams (1995)  
 George Jones (1999)  
 Percy Ellsworth (2000-01)  
 Calvin Pearson (2002)  
 T.J. Ward (2010-13)  
 Charles Gaines (2015)

**44**

Lou Rymkus (1946-51)  
 Sherman Howard (1952)  
 Don Phelps (1952)  
 Don Shula (1952)  
 John Pettibon (1955-56)  
 Chet Hanulak (1957)  
 Jim Shofner (1958-63)  
 Leroy Kelly (1964-73)  
 Earnest Byner (1984-88)  
 Stefon Adams (1990)  
 Lee Rouson (1991)  
 Tommy Vardell (1992-95)  
 Marc Edwards (1999-00)  
 Mike Sellers (2001)  
 Lee Suggs (2003-05)  
 Jed Collins (#2008)  
 Eddie Williams (2011, #2012)  
 Ben Tate (2014)  
 Nate Orchard (2015)

**45**

Ray Piskor (1947)  
 Ben Pucci (1948)  
 Bill Willis (1949)  
 John Kissell (1951)  
 Bob Smith (1955)  
 Leroy Bolden (1958-59)

**ERNIE DAVIS****46**

Lou Groza (1946-51)  
 Ace Loomis (1952)  
 Billy Reynolds (1953-54, 1957)  
 Henry Ford (1955)  
 Bob White (1955)

**DON FLEMING (1960-62)****47**

Jamie Caleb (1960)  
 Ricky Jones (1977-79)  
 Larry Brazier (1982-85)  
 Mike Crawford (\*1987)  
 Keith Bostic (1990)  
 Barry Wilburn (1992)  
 Tim Jacobs (1993)  
 Ryan McNeil (1999)  
 Scott Frost (2001)  
 Alvin Morrow (#2001)  
 Lawrence Vickers (2006-10)  
 Brad Smelley (2012)  
 Marquais Gray (2013)  
 Charley Hughlett (#2014, 2015)

**48**

Ernie Blandin (1946-47)  
 Forrest Grigg (1948-51)

Chet Hanulak (1957)  
 Preston Carpenter (1956)  
 Mitt Campbell (1957)  
 Ernie Green (1962-68)  
 Dave Sullivan (1973-74)  
 John Pitts (1975)  
 Ken Ellis (1977)  
 Lawrence Johnson (1979-84)  
 D.D. Hoggard (1985-87)  
 George Landry (\*1987)  
 Brian Washington (1988)  
 Brian Kinchen (1991)  
 Mark Bavaro (1992)  
 Najee Mustafa (1993)  
 Frank Hartley (1994-95)  
 Selwyn Jones (#1994)  
 Rod Monroe (2001)  
 Kevin McLeod (2003)  
 Sherrod Coates (2004)  
 Owen Marecic (2011-12)  
 Ray Agnew (2014)

**49**

Len Simonetti (1946-48)  
 Joe Spencer (1949)  
 John Sandusky (1950-51)  
 Bobby Mitchell (1958-61)  
 Tom Wilson (1962)  
 Walter Beach (1963-66)  
 George Youngblood (1967)  
 Alvin Mitchell (1968-69)  
 Jim Hill (1975)  
 Neal Craig (1975-76)  
 Clinton Burrell (1979-84)  
 Steve Lauter (\*1987)  
 Robert Lyons (1989)  
 Bruce McGonnigal (1991)  
 Clarence Williams (1993)  
 Keith Heinrich (2003-04)

**50**

John Yonakor (1946-49)  
 Jim Martin (1950)  
 Bob Oristaglio (1951)  
 Hal Herring (1952)  
 Tom Catlin (1953-54)  
 Vince Costello (1957-66)  
 John Garlington (1968-77)  
 Don Goode (1980-81)  
 Tom Cousineau (1982-85)  
 Brad Van Pelt (1986)  
 Lucius Sanford (1987)  
 Mike Teifke (\*1987)  
 Van Waiters (1988-91)  
 Frank Stams (1992-95)  
 Michael Hamilton (2000)  
 Barry Minter (2001)  
 Earl Holmes (2002)  
 Jeff Faine (2003-05)  
 Rob Smith (2006)  
 Colby Bockwoldt (2007)  
 Marvin Philip (#2007)  
 Eric Barton (2009-10)  
 James-Michael Johnson (2012)  
 Darius Eubanks (2013, #2014)  
 Jayson DiManche (2015)

**51**

Dale Lindsey (1965-72)  
 Leo Tierney (1978)  
 Eddie Johnson (1981-90)  
 Gerald Dixon (1993-95)  
 Lenoy Jones (1999, 2001)  
 Ryan Taylor (2000)

Lenoy Jones (2002)  
 Chaun Thompson (2003-07)  
 Shantee Orr (2008)  
 Alex Hall (2009)  
 Chris Gocong (2010-11, #2012)  
 Barkevious Mingo (2013-15)

**52**

George Young (1946-51)  
 Frank Gatski (1952-56)  
 Joe Amstutz (1957)  
 Dave Lloyd (1959-61)  
 Mike Lucci (1962-64)  
 Billy Andrews (1967-74)  
 Mel Long (1974)  
 Dick Ambrose (1975-83)  
 David Grayson (\*1987)  
 Nick Miller (1987)  
 Ken Rose (1990)  
 Richard Brown (1991-92)  
 Pepper Johnson (1994-95)  
 Brant Boyer (2001-2003)  
 Matt Stewart (2006)  
 D'Qwell Jackson (2008-2009, #2010, 2011-13)  
 Eric Martin (2014)

**53**

Alton Coppage (1946)  
 Marshall Shurnas (1947)  
 Frank Kosikowski (1948)  
 Bill O'Connor (1949)  
 Len Ford (1950-51)  
 Frank Morze (1963)  
 Bob Whitlow (1968)  
 Tom Beaulter (1970)  
 Mel Long (1972-73)  
 Bill Cowher (1980-82)  
 Jim Dumont (1984)  
 Stuart Anderson (1984)  
 Anthony Griggs (1986-88)  
 Tom Polley (\*1987)  
 Cedric Figaro (1991-92)  
 Pepper Johnson (1993-94)  
 John Thierry (1999)  
 Rahim Abdullah (2000)  
 Mason Unck (2003-06)  
 Kris Griffin (2007-08)  
 Josh Stamer (2009)  
 Matt Roth (2009-10)  
 Brian Smith (2011)  
 Craig Robertson (2012-15)

**54**

John Rokisky (1946)  
 Tommy Thompson (1952-53)  
 Tony Adamle (1954)  
 Sam Palumbo (1955-56)  
 Pete Perini (1955)  
 Tom Catlin (1957-58)  
 Bob Denton (1960)  
 Sam Tidmore (1962-63)  
 Fred Hoaglin (1966-72)  
 Tom DeLeone (1974-84)  
 Mike Junkin (1987-88)  
 Jerry Parker (\*1987)  
 Randy Kirk (1991)  
 Ed Sutter (1993-95)  
 Chester Burnett (2000)  
 Tarek Saleh (2001)  
 Andra Davis (2002-08)  
 Blake Costanzo (2009-10)  
 Benjamin Jacobs (2011)  
 Adrian Moten (2012)  
 Quentin Groves (2013)

Zac Diles (2014)  
Scott Solomon (2014-15)

## 55

John Harrington (1946)  
John Demarie (1967)  
Chuck Reynolds (1969-70)  
Dave Graf (1975-79)  
Curtis Weathers (1979, 1982-85)  
John Mohring (1980)  
Tim Crawford (\*1987)  
Jock Jones (1990-91)  
Rahim Abdullah (1999)  
Marty Moore (2000)  
Anthony Denman (2001)  
Barry Gardner (2003-04)  
Matt Stewart (2005)  
Willie McGinest (2006-08)  
Alex Mack (2009-15)

## 56

Dante Lavelli (1946-51)  
Don Steinbrunner (1953)  
Art Hunter (1957-59)  
John Morrow (1960-66)  
Bob Matheson (1967-70)  
Jim Romanisyn (1973-74)  
Jack LaVeck (1975)  
Robert L. Jackson (1978-81)  
Chip Banks (1982-86)  
Dick Teets (1987)  
David Grayson (1987-90)  
Bobby Abrams (1992)  
Mike Caldwell (1993-95)  
Lenoy Jones (2000)  
Darren Hambrick (2002)  
Sherrod Coates (2003)  
Eric Westmoreland (2004)  
Nick Speegle (2006)  
Antwan Peek (2007-08)  
Kaluka Maiava (2009-12)  
Eric Martin (2013)  
Karlous Dansby (2014-15)

## 57

Clay Matthews (1978-93)  
Stevan Nave (\*1987)  
Jason Kyle (1999)  
Dwayne Rudd (2001-02)  
Orantes Grant (2003)  
Warrick Holdman (2004)  
Jody Littleton (2005)  
David Veikune (2009)  
Eric Alexander (2010)  
Christian Yount (2011-14)  
Cam Johnson (2015)

## 58

Mac Speedie (1946-51)  
Frank Morze (1962)  
Rick Kingrea (1971-72)  
Mark Johnson (1977)  
Clifton Odom (1980)  
Bruce Luther (1981)  
Scott Nicolas (1982-86)  
Cliff Hannemann (\*1987)  
Clifford Charlton (1988-89)  
Marcus Cotton (1990)  
David Brandon (1991-93)  
Carl Banks (1994-95)  
Wali Rainier (1999-01)  
Ben Taylor (2002-05)  
D'Owell Jackson (2006-07)  
Beau Bell (2008)

Marcus Benard (2009-11, #2012)  
L.J. Fort (2012)  
Brandon Magee (2013)  
Christian Kirksey (2014-15)

## 59

Alton Coppage (1946)  
Horace Gillom (1947-51)  
Wayne Meylan (1968-69)  
Rudy Kuechenberg (1970)  
Charlie Hall (1971-80)  
Kevin Turner (1982)  
Dale Carver (1983)  
David Marshall (1984)  
Mike Johnson (1986-93)  
James Capers (\*1987)  
Craig Powell (1995)  
Kendall Ogle (1999)  
Doug Colman (2000)  
Kevin Bentley (2002-04)  
Nick Speegle (2005)  
Clifton Smith (2006)  
Keith Adams (2007)  
Titus Brown (2008-11)  
Emmanuel Acho (#2012)  
Tank Carder (2013-15)

## 60

Otto Graham (1946-51)  
Bill Willis (1952-53)  
Harold Bradley (1954-56)  
John Wooten (1959-67)  
Al Jenkins (1969-70)  
Bob Babich (1973-78)  
Jeff Wiska (1986)  
Al Baker (1987, 1989-90)  
Zane Zeno (1992-93)  
Doug Dawson (1994)  
Jed Devries (1995)  
Shaun O'Hara (2000-2003)  
Cosey Coleman (2005-06)  
Steve Vallos (2010-11)  
Ryan Miller (2012)  
Patrick Lewis (#2013)  
Jacobbi McDaniel (2014)

## 61

Dale Memmelaaar (1964)  
Joe Bob Isbell (1966)  
Bob DeMarco (1972-74)  
Al Dennis (1976)  
Greg Fairchild (1978)  
Mike Baab (1982-87, 1990-91)  
Steve Everitt (1993-95)  
Everett Lindsay (2000)  
John Nix (#2003)  
Gerard Warren (2004)  
Mike Pucillo (2005)  
Isaac Sowell (2006, #2007, 2008)  
Michael Bowie (#2014, #2015)

## 62

Cliff Lewis (1946-51)  
Lin Houston (1952-53)  
Herschel Forester (1954-57)  
Duane Putnam (1961)  
Dale Memmelaaar (1964-65)  
Joe Taffoni (1967-70)  
Chris Morris (1972-73)  
Glen Holloway (1974)  
Al Dennis (1977)  
George Lijja (1984-86)  
Mike Katolin (\*1987)  
Ben Jefferson (1990)

Gene Williams (1993-94)  
Eric Moore (1995)  
Bill Duff (1999)  
Paul Zukauskas (2001)  
Craig Osika (2003, #2004)  
Dwayne Ledford (#2005)  
Lennie Friedman (2006-08)  
Titus Adams (#2009, 2010)  
Jason Pinkston (2011-13)  
Ryan Seymour (2014)

## 63

Fred Robinson (1957)  
Andy Cvercko (1963)  
Mike Sikich (1971)  
Joe Carollo (1972-73)  
Barry Darrow (1974-78)  
Cody Risien (1979-83, 1985-89)  
Mark Krewowicz (#1985)  
Jay Hilgenberg (1992)  
Wally Williams (1994-95)  
Brad Bedell (2000-01)  
Kelvin Garmon (2004)  
Joe Andruzzi (2005-06)

## 64

Bud Schwenk (1946)  
George Terlep (1948)  
Abe Gibron (1952-56)  
Don Goss (1956)  
Jim Ray Smith (1957-62)  
Ted Connolly (1963)  
Tom Goosby (1963)  
Jim Copeland (1967-74)  
Joe Jones (1975-78)  
George Buehler (1978-79)  
Joe DeLamielleure (1980-84)  
Frank Winters (1987-88)  
Blake Wingle (\*1987)  
Tom Baugh (1989)  
Houston Hoover (1993)  
Mike Bedosky (#1994)  
Sale Isala (#1995)  
Dave Wohlabough (1999-02)  
Ryan Pontbriand (2003-11)  
Martin Wallace (2013)  
Darrian Miller (2015)

## 65

Joe Skibinski (1952)  
Chuck Noll (1953-59)  
Stan Sheriff (1957)  
Ed Beltridge (1964)  
John Demarie (1967-75)  
Henry Sheppard (1976-81)  
Bob Gruber (1986)  
John Askin (\*1987)  
Ralph Tamm (1990-91)  
Rod Milstead (#1993)  
Elliott Fortune (#1995)  
Jim Bundren (1999-00)  
Richard Mercier (2001)  
Kirk Chambers (2004-05)  
Eric Steinbach (2007-10, #2011)  
Ronnie Cameron (#2012)  
Garrett Gilkey (2013)  
Gabe Ikard (#2015)  
Kaleb Johnson (#2015)

## 66

Lou Saban (1946)  
Ermal Allen (1947)  
Warren Lahr (1948)  
Gene Donaldson (1953)

Gene Hickerson (1958-60, 1962-73)  
 Mike Seifert (1974)  
 Earl Edwards (1976-78)  
 Ted Petersen (1984)  
 Dave Sparenberg (\*1987)  
 Tony Jones (1989-95)  
 Alex Bernstein (#1999)  
 Jeremy McKinney (#1999, 2001)  
 Paul Zukauskas (2002-2004)  
 Hank Fraley (2006-08)  
 Shawn Lauvao (2010-13)  
 Jamie Meder (2014)

**67**

Sidney Williams (1964-66)  
 Craig Wycinsky (1972)  
 Chuck Hutchison (1973-75)  
 Mike Morris (1990)  
 Chris Thome (1991-92)  
 Quentin Neujahr (#1995)  
 John Jurkovic (1999)  
 Paul Snellings (#2000)  
 Tre' Johnson (2001)  
 Melvin Fowler (2002-04)  
 Fred Matua (#2006)  
 Greg Eslinger (#2007)  
 Derreck Robinson (2009-10)  
 Kianté Tripp (2011)  
 Ishma'ily Kitchen (2012-14)  
 Austin Pasztor (2015)

**68**

Ed Sharkey (1952)  
 Larry Stephens (1960-61)  
 Bob Pena (1972)  
 Robert E. Jackson (1975-85)  
 Darryl Haley (\*1987, 1988)  
 Barry Lee (\*1987)  
 Ted Banker (1989)  
 Ed King (1991-93)  
 Lonnie Palelei (#1995)  
 Chris Ruhman (1999)  
 Chad Beasley (2002-2003)  
 Dave Yovanovitz (2005)  
 Seth McKinney (2007-08)  
 Billy Yates (2009-10)  
 Nick McDonald (2014)

**69**

John Macerelli (1956)  
 Jim Kanicki (1963-69)  
 Pete Adams (1974, 1976)  
 Leo Biedermann (1978)  
 Joel Patten (1980)  
 Dan Fike (1985-92)  
 Doug Dawson (1994)  
 Roger Chanoine (1999-02)  
 J'Vonne Parker (2005-06)  
 C.J. Mosley (2009)  
 Scott Paxson (2011)  
 Winston Painter (2014)

**70**

Gene Fekete (1946)  
 Spiro Dellerba (1947)  
 Ollie Cline (1948)  
 Ed Sustersic (1949)  
 Emerson Cole (1950-51)  
 John Kissell (1952)  
 Don Colo (1953-58)  
 Francis O'Brien (1959)  
 Jim Prestel (1960)  
 Errol Linden (1961)

John Brown (1962-66)  
 Joe Righetti (1969-70)  
 Andy Frederick (1970)  
 Mack Mitchell (1975-78)  
 Jerry Wilkinson (1980)  
 Tom Hopkins (1983)  
 Larry Williams (1986-88)  
 Daryle Smith (1989)  
 John Rienstra (1991-92)  
 Herman Arvie (1995)  
 Jon Harris (#1999)  
 Alvin McKinley (2001-02)  
 Enoch DeMar (2003-04)  
 L.J. Shelton (2005)  
 Nat Dorsey (2006-07)  
 Rex Hadnot (2008-09)  
 Brian Sanford (#2010, 2011-12)  
 Chris Faulk (#2013)  
 Stone Fua (2014)

**71**

Walter Johnson (1965-76)  
 Jesse Turnbow (1978)  
 Matt Miller (1980-82)  
 #Bob Sikora (#1984)  
 #Scott Bolzan (#1985)  
 Ralph Van Dyke (\*1987)  
 Tom Gibson (1989-90)  
 Leonard Burton (#1991)  
 Mike Bedosky (1994)  
 Jim Pyne (1999-2000)  
 Terrance Sykes (#2001)  
 Gaylon Hyder (2001)  
 Scot Osborne (#2003)  
 Damion Cook (2004)  
 Kelly Butler (2006, #2007)  
 Ahtyba Rubin (2008-14)  
 Danny Shelton (2015)

**72**

Lou Saban (1947)  
 Harry Jagade (1951)  
 Derrell Palmer (1952-53)  
 John Kissell (1954-56)  
 Henry Jordan (1957-58)  
 Sid Youngelman (1959)  
 Floyd Peters (1959-62)  
 Mike Bunda (1964)  
 Jerry Sherk (1970-81)  
 Dave Puzzuoli (1983-87)  
 Charles Buchanan (1988)  
 Kevin Robbins (1990)  
 Bob Dahl (1992-95)  
 Steve Zahursky (1999)  
 Roman Oben (2000-01)  
 Ryan Tucker (2002-09)  
 Paul McQuistan (#2010)  
 Oniel Cousins (2011)  
 Mitchell Schwartz (2012-15)

**73**

Floyd Peters (1959)  
 Monte Clark (1963-69)  
 Doug Dieken (1971-84)  
 Keith Bosley (\*1987)  
 Gregg Rakoczy (1987-90)  
 Herman Arvie (1993-94)  
 Tim Goad (1995)  
 Darius Holland (1999-00)  
 Toby Myles (2001)  
 Derrick Ham (2001)  
 Joaquin Gonzalez (2002-04)  
 Joe Thomas (2007-15)

**74**

Gaylon Smith (1946)  
 Tony Adamie (1947-51)  
 Bob Gain (1952)  
 Don Steinbrunner (1953)  
 Mike McCormack (1954-62)  
 Dick Modzelewski (1964-66)  
 Bill Sabatino (1968)  
 Mitch Johnson (1971)  
 Carl Barisich (1973-75)  
 Mike St. Clair (1976-79)  
 Paul Farren (1983-91)  
 Tony Williams (1993)  
 Larry Webster (1995)  
 Orlando Bobo (1999)  
 James Brown (2000)  
 Mark Smith (2001)  
 Cedric Killings (#2001)  
 Felipe Claybrooks (2001)  
 Nick Eason (2004)  
 Nat Dorsey (2005)  
 Phil Trautwein (#2009)  
 Ko Quaye (2010)  
 Jarrod Shaw (#2012)  
 Paul McQuistan (2014)  
 Cameron Erving (2015)

**75**

Jim McCusker (1963)  
 Roger Shoals (1963-64)  
 Bill Yanchar (1970)  
 Wes Grant (1972)  
 Allen Aldridge (1974)  
 Stan Lewis (1975)  
 Bob Lingenfelter (1977)  
 Cleveland Crosby (#1980)  
 Ray Bloch (#1981)  
 Mark Buben (1982)  
 Bill Contz (1983-86)  
 Alex Carter (1987)  
 Chris Pike (1989-90)  
 Pio Sagapolutele (1991-95)  
 Lomas Brown (1999)  
 Steve Zahursky (2000)  
 Damian Gregory (2002)  
 Javiar Collins (#2004)  
 Simon Fraser (2005-07)  
 Artis Hicks (2011)  
 Oniel Cousins (2012-13)  
 Joel Bitonio (2014-15)

**76**

Marion Motley (1946-51)  
**LOU GROZA (1952-59, 1961-67)**

**77**

Willie Davis (1958-59)  
 Dick Schafrath (1960-71)  
 Fest Cotton (1972)  
 Mark Ilgenfritz (1974)  
 Ron East (1975)  
 Lyle Alzado (1979-81)  
 Matt Miller (1979, 1982)  
 Rickey Bolden (1984-89)  
 Ken Reeves (1990)  
 Fred Childress (1992)  
 Orlando Brown (1994-95, 1999)  
 Ross Verba (2001-02, 2004)  
 Kevin Shaffer (2006-08)  
 Floyd Womack (2009-10)  
 John Greco (2011-15)

**78**

John Sandusky (1952-55)  
 Art Hunter (1956)  
 Willie McClung (1958-59)  
 Gene Selawski (1960)  
 Ed Nutting (1961)  
 Frank Parker (1962-64, 1966-67)  
 Bob McKay (1970-75)  
 Mickey Sims (1977-79)  
 Carl Hairston (1984-89)  
 Rob Woods (1991)  
 Dan Footman (1993-95)  
 Tyrone Rogers (1999-04)  
 Ethan Kelley (2005-07)  
 John St. Clair (2009-10)  
 Reid Fragel (#2013)

**79**

Jerry Helluin (1952-53)  
 Don King (1954)  
 Bob Gain (1954-64)  
 Jim Battle (1966)  
 Bob Oliver (1969)  
 George Wright (1972)  
 Gerry Sullivan (1974-81)  
 Bob Golic (1982-88)  
 Mike Rusinek (\*1987)  
 Mike Graybill (1989)  
 Scott Rehberg (1999)  
 Noel LaMontagne (2000)  
 DeVone Claybrooks (2001)  
 Barry Stokes (2002-03)  
 Scott Young (2008)  
 Tony Pashos (2010-11)  
 Rashad Butler (2013)  
 Andrew McDonald (#2014)

**80**

Al Akins (1946)  
 Bob Cowan (1947-48)  
 Warren Lahr (1949-51)  
 Len Ford (1952-57)  
 Dick Schafraith (1959)  
 Jim Marshall (1960)  
 Bill Glass (1962-68)  
 Joe Jones (1970-71, 1973)  
 Willie Miller (1975-76)  
 Lawrence Williams (1977)  
 Willis Adams (1979-85)  
 Terry Greer (1986)  
 Chris Kelley (\*1987)  
 Chris Dressel (#1988)  
 Vernon Joines (1990)  
 Lynn James (1991)  
 Danny Peebles (1991)  
 Shawn Collins (1992)  
 Tom McLemore (1993-94)  
 Andre Rison (1995)  
 Ronnie Powell (1999)  
 Aaron Shea (2000-03)  
 Kellen Winslow (2004, 2006-08)  
 Brian Robiskie (2009-11)  
 Travis Benjamin (2012-13)  
 Dwayne Bowe (2015)

**81**

Leon Clarke (1960-62)  
 Jim Garcia (1965)  
 Jack Gregory (1967-71, 1979)  
 Nick Roman (1972-74)  
 Oscar Roan (1975-78)  
 Harry Holt (1983-86)  
 Derek Tennell (\*1987, 1987-89)  
 Scott Galbraith (1990-92)

Michael Jackson (1994-95)  
 Damon Gibson (1999)  
 David Dunn (1999)  
 Damon Dunn (1999)  
 Lenzie Jackson (2000)  
 Quincy Morgan (2001-04)  
 Antonio Bryant (2004-05)  
 Travis Wilson (2006, #2007)  
 Alex Smith (2010-12)  
 Tori Gurley (2013)  
 Jim Dray (2014-15)

**82**

Bill Lund (1946-47)  
 Tommy James (1948-51)  
 George Young (1952-53)  
 Carlton Massey (1954-56)  
 Frank Clarke (1957-59)  
 Jim Houston (1960-72)  
 Tim George (1974)  
 Ozzie Newsome (1978-90)  
 Irv Smith (1999)  
 David Patten (2000)  
 Rickey Dudley (2001)  
 Steve Heiden (2002-09)  
 Benjamin Watson (2010-12)  
 Gary Barnidge (2013-15)

**83**

Darrel Brewster (1952)  
 Doug Atkins (1953-54)  
 Chuck Weber (1955-56)  
 A.D. Williams (1960)  
 Johnny Brewer (1961-67)  
 Chip Glass (1969-73)  
 Jubilee Dunbar (1974)  
 Ricky Feacher (1976-84)  
 Glen Young (1984)  
 Fred Banks (1985)  
 Glen Young (1987-88)  
 Donnie Echols (\*1987)  
 Ray Butler (#1989)  
 Leo Lewis (1990)  
 Eugene Rowell (1990)  
 Arthur Cox (1991)  
 Darryl Ingram (1991)  
 Mark Bavaro (1992)  
 Mark Carrier (1993-94)  
 Michael Bates (1995)  
 Mark Campbell (1999-02)  
 Chad Mustard (2003)  
 Aaron Shea (2004-05)  
 Steve Sanders (2008)  
 Greg Estandia (2009)  
 Chansi Stuckey (2010)  
 Keavon Milton (2013)  
 Brian Hartline (2015)

**84**

Ray Terrell (1946-47)  
 Ken Carpenter (1950-51)  
 Horace Gillom (1952-56)  
 Jim Ray Smith (1956)  
 Bill Quinlan (1957-58)  
 Paul Wiggin (1959-67)  
 Marvin Upshaw (1968-69)  
 Bob Briggs (1971-73)  
 Jim Thaxton (1974)  
 Gary Parris (1975-78)  
 McDonald Oden (1980-82)  
 Earnest Richardson (1974)  
 Glenn Young (1984)  
 Duriel Harris (1984)  
 Webster Slaughter (\*1986-91)

Keith Tinsley (\*1987)  
 Rico Smith (1992-95)  
 Darrin Chiaverini (1999-00)  
 Andre King (2001-04)  
 Billy Miller (2005)  
 Joe Jurevicius (2006-08)  
 Robert Royal (2009-10)  
 Jordan Cameron (2011-14)  
 Rob Housler (2015)

**85**

Don Greenwood (1946-47)  
 Ara Parseghian (1948-49)  
 Ken Gorgal (1950)  
 Charley Ferguson (1961)  
 Clifton McNeil (1964-67)  
 Homer Jones (1970)  
 Frank Pitts (1971)  
 Paul Staroba (1972)  
 Ken Smith (1973)  
 Dave Logan (1976-83)  
 Bruce Davis (1984)  
 Clarence Weathers (1985-88)  
 David Verser (\*1987)  
 Ray Williams (\*1987)  
 Lawyer Tillman (1989, 1992-93)  
 Derrick Alexander (1994-95)  
 Kevin Johnson (1999-03)  
 C.J. Jones (#2003)  
 John Madsen (#2008)  
 Jake Allen (2009)  
 Sam Aiken (2010)  
 Brian Tyms (2013)  
 Rannell Hall (2015)

**86**

Lewis Mayne (1947)  
 Dub Jones (1948-51)  
 Dante Lavelli (1952-56)  
 Paul Wiggin (1957-58)  
 Bill Howton (1959)  
 Gern Nagler (1960-61)  
 Gary Collins (1962-71)  
 Gerald Irons (1976-79)  
 Dan Fulton (1981-82)  
 Brian Brennan (1984-91)  
 Terry Bell (\*1987)  
 Patrick Rowe (1992-93)  
 Patrick Newman (1994)  
 Walter Reeves (1995)  
 Leslie Shepherd (1999)  
 Dennis Northcutt (2000-06)  
 Tim Carter (2007)  
 Martin Rucker (2008, #2009)  
 Michael Gaines (2009)  
 Johnathan Haggerty (2010)  
 Randall Telfer (#2015)

**87**

Fred Murphy (1960)  
 Tom Hutchinson (1963-65)  
 Eupie Barney (1967-68)  
 Rich Jackson (1972)  
 Curtis Weathers (1979-81)  
 Tim Stracka (1983-84)  
 Travis Tucker (1985-87)  
 Clayton Buford (\*1987)  
 Ron Middleton (1989)  
 John Talley (1990-91)  
 Jamie Holland (1992)  
 Keenan McCardell (1992-95)  
 Zola Davis (1999)  
 Damon Dunn (2000)  
 O.J. Santiago (#2000, 2001)



Andre' Davis (2002-04)  
 John Owens (#2005)  
 Darnell Dinkins (2006-08)  
 Mike Furrey (2009)  
 Dan Gronkowski (2011)  
 Andy Smith (2013)  
 Ryan Taylor (2014)

**88**

Bob Steuber (1946)  
 Mac Speedie (1952)  
 Darrel Brewster (1952-58)  
 Rich Kreilling (1959-63)  
 Ron Duncan (1967)  
 Ron Snidow (1968-72)  
 Steve Holden (1973-76)  
 John Smith (1979)  
 Rocky Belk (1983)  
 Darryl Lewis (1984)  
 Reggie Langhorne (1985-91)  
 Harold Stanfield (\*1987)  
 Stephen Pierce (\*1987)  
 Brian Kinchen (1991-95)  
 Ryan Collins (1999)  
 JaJuan Dawson (2000-01)  
 Frisman Jackson (2002-2003, 2005)  
 Chad Mustard (2004)  
 Brad Cieslak (2008)  
 Chansi Stuckey (2009)  
 Greg Estandia (2010)  
 Demetrius Williams (2010)  
 Josh Cooper (2012-13)  
 E.J. Bibbs (2015)

**89**

Milt Morin (1966-75)  
 Keith Wright (1978-80)  
 Bobby Jones (1983)  
 Preston Brown (1984)  
 John Jefferson (1985)  
 Gerald McNeil (1986-89)  
 Louis Watson (\*1987)  
 Mike Oliphant (1990-91)  
 Pete Holohan (1992)  
 Walter Reeves (1994-95)  
 Harold Bishop (1995)  
 Randy Palmer (1999)  
 Bobby Brown (2000)  
 Jammi German (2001)  
 Jake Moreland (2001)  
 Darnell Sanders (2002-2003)  
 Richard Alston (2004)  
 Paul Irons (2005)  
 Paul Hubbard (2008)  
 Evan Moore (2009-11)  
 Gerell Robinson (#2014)  
 Phil Bates (#2014)

**90**

Edgar Jones (1946-49)  
 Rex Bumgardner (1950-51)  
 Reggie Craig (1977)  
 Marshall Harris (1980-82)  
 Ralph Malone (1986)  
 Rob Burnett (1990-95)  
 James Williams (1999)  
 Keith McKenzie (2000-01)  
 Mark Word (2002-2003)  
 Corey Jackson (2004)  
 David McMillan (2006-07)  
 Kenyon Coleman (2009-10)  
 Quinton Spears (2011)  
 Billy Winn (2012-14)

**91**

Henry Bradley (1979-82)  
 Sam Clancy (1985-88)  
 Darryl Sims (\*1987)  
 John Thornton (1991)  
 Marcus Spriggs (1999-2000, #2001)  
 Felipe Claybrooks (2003)  
 Jovan Haye (#2006)  
 Shaun Smith (2007-08)  
 Brian Schaefering (2009-11)  
 Hall Davis (2012)  
 Brian Sanford (2013)

**92**

Tom Colella (1946-48)  
 Les Horvath (1949)  
 Dom Mosselle (1950)  
 Rich Dimler (1979)  
 Mike Robinson (1981-82)  
 Dave Butler (\*1987)  
 Michael Dean Perry (1988-94)  
 Tau Papua (#1995)  
 Roy Barker (1999)  
 Courtney Brown (2000-04)  
 David McMillan (2005)  
 Ted Washington (2006-07)  
 Shaun Rogers (2008-10)  
 Jayme Mitchell (2011)  
 Frostee Rucker (2012)  
 Desmond Bryant (2013-15)

**93**

Ron Crews (1980)  
 Scott Cooper (\*1987)  
 Mike Wise (1991)  
 Jerry Ball (1993, 1999)  
 Travis Hill (1994-95)  
 Stalin Colinet (1999-01)  
 Mark Smith (2001-02)  
 Cedric Scott (2002)  
 Michael Myers (2003-04)  
 Orien Harris (2006)  
 Louis Leonard (2007-08)  
 Jason Trusnik (2009-10)  
 John Hughes III (2012-15)

**94**

Jim Dewar (1947)  
 Dean Sensenbaugh (1948)  
 Don Phelps (1950-51)  
 Elvis Franks (1980-84)  
 Robert Brannon (\*1987)  
 Rusty Guilbeau (1987)  
 Bob Buczkowski (1990)  
 Frank Conover (1991)  
 Bill Johnson (1992-94)  
 Mike Frederick (1995)  
 Derrick Alexander (1999)  
 Gerard Warren (2001-2003)  
 Amon Gordon (2004)  
 Orlando Ruff (2005)  
 Leon Williams (2006-08, #2009)  
 Arnold Harrison (2009)  
 Travis Ivey (2010)  
 Auston English (2011, #2012)  
 Tank Carder (2012)  
 Randy Starks (2015)

**95**

James White (#1985)  
 Marlon Jones (1987-89)  
 Calvin Wallace (\*1987)  
 Rick Lyle (1994, #1995)

Jamir Miller (1999-02)  
 Antonio Garay (2003)  
 Jason Fisk (2005)  
 Kameron Wimbley (2006-09)  
 Steve Octavien (2010)  
 Juqua Parker (2012)  
 Armonty Bryant (2013-15)

**96**

Don Shula (1951)  
 Reggie Camp (1983-87)  
 Andrew Stewart (1989)  
 James Jones (1991-94)  
 Mike Thompson (1999-00)  
 Greg Spires (2001)  
 Kenard Lang (2002-05)  
 Babatunde Oshinowo (2006)  
 Bobby Hamilton (2007)  
 Alex Hall (2008)  
 David Bowers (2009-10)  
 Emmanuel Stephens (2011-12)  
 Paul Hazel (2013)  
 Keith Pough (2014)  
 Xavier Cooper (2015)

**97**

Tom Brown (1981-83)  
 Mike Kovaleski (\*1987)  
 Robert Banks (1989-90)  
 Ernie Logan (1991-93)  
 Romeo Bandison (#1994-95)  
 Chad Eaton (#1995)  
 Ryan Kuehl (1999-02)  
 Alvin McKinley (2003-06)  
 Santonio Thomas (2008)  
 Jayme Mitchell (#2010)  
 Jabaal Sheard (2011-14)

**98**

Carl Taseff (1951)  
 Aaron Moog (\*1987)  
 Anthony Pleasant (1990-95)  
 Arnold Miller (1999-00)  
 Ebenezer Ekuban (2004)  
 Nick Eason (2005-06)  
 Robaire Smith (2007-10)  
 Phil Taylor (2011-14)  
 Jamie Meder (2015)

**99**

Fred Evans (1946)  
 Bill Boedeker (1947-49)  
 Keith Baldwin (1982-85)  
 Darryl Sims (\*1987, 1987-88)  
 Johnnie Cooks (1991)  
 Alvin Wright (1992)  
 Rich McKenzie (1995)  
 Hurvin McCormack (1999)  
 Orpheus Roye (2000-07)  
 Corey Williams (2008-09)  
 Scott Fujita (2010-12)  
 Paul Kruger (2013-15)

**BOLD CAPS DENOTES  
 RETIRED NUMBERS**

\*Denotes replacement player during 1987  
 players' strike.

#On injured reserve the entire season, on  
 active roster but did not play in a regular sea-  
 son game or suspended the entire season.

## ASSISTANT COACHES (1946-95, 1999-2015)

|                              |                        |                          |                  |                           |                        |
|------------------------------|------------------------|--------------------------|------------------|---------------------------|------------------------|
| Ernie Adams.....             | 1991-95                | Steve Gera.....          | 2013             | John Petercuskie.....     | 1978-84                |
| Dave Adolph.....             | 1979-84, 1986-88       | Doug Gerhart.....        | 1975             | Joker Phillips.....       | 2015                   |
| Brian Angelichio.....        | 2014-15                | Keith Gilbertson.....    | 2011             | Rob Phillips.....         | 2001-04                |
| Bruce Arians.....            | 2001-03                | Aaron Glenn.....         | 2014-15          | Mike Pitts.....           | 2000                   |
| Dave Atkins.....             | 2005-08                | Todd Grantham.....       | 2005-07          | Kennedy Pola.....         | 2004                   |
| Bobby Babich.....            | 2013-15                | Fred Graves.....         | 2004             | Fran Polsfoot.....        | 1972-74                |
| Brian Baker.....             | 2013                   | Ernie Green.....         | 1969             | Joe Popp.....             | 1989-90                |
| Phil Banko.....              | 2001-04                | Forrest Gregg.....       | 1974             | Dick Portee.....          | 1999                   |
| Jim Bates.....               | 1991-93, 1995          | Al Groh.....             | 1992             | Tom Pratt.....            | 1981-88                |
| Chris Beake.....             | 2011-12                | Lou Groza.....           | 1968-69          | Ray Prochaska.....        | 1971-72                |
| Raymond Berry.....           | 1976-77                | Paul Hackett.....        | 1981-82          | Dan Radakovich.....       | 1989-90                |
| Tom Bettis.....              | 1985                   | Jeff Hafley.....         | 2014-15          | Dave Redding.....         | 1982-88                |
| Paul Bixler.....             | 1954-62                | Steve Hagen.....         | 2001-04, 2009-12 | Ray Rhodes.....           | 2011-12                |
| Don Blackmon.....            | 1991                   | Ray Hamilton.....        | 2001-02          | Raul Ricci.....           | 2014-15                |
| Dwaine Board.....            | 2011-12                | Mike Haluchak.....       | 2005-08          | Alfredo Roberts.....      | 2007-08                |
| Todd Bowles.....             | 2001-04                | Tim Hauck.....           | 2012             | Daron Roberts.....        | 2013                   |
| Zeke Bratkowski.....         | 1990                   | Fritz Heislser.....      | 1946-70          | Terry Robiskie.....       | 2001-06                |
| Ray Braun.....               | 1988                   | Jerome Henderson.....    | 2009-11          | Brad Roll.....            | 2013                   |
| Chuck Bresnahan.....         | 1994-95                | Richard Hightower.....   | 2014             | Kurt Roper.....           | 2015                   |
| John Brickels.....           | 1946-48                | Pat Hill.....            | 1993-95          | Jerry Rosburg.....        | 2001-06                |
| Howard Brinker.....          | 1952-73                | Jerry Holmes.....        | 1999-00          | Keith Rowen.....          | 1984                   |
| Clarence Brooks.....         | 1999                   | Ray Horton.....          | 2013             | Rob Ryan.....             | 2009-10                |
| Gary Brown.....              | 2009-12                | John Hufnagel.....       | 1999-00          | Nick Saban.....           | 1991-94                |
| Buck Buchanan.....           | 1978                   | Jed Hughes.....          | 1989             | Phil Savage.....          | 1991-93                |
| Chuck Bullough.....          | 2011-12                | Rod Humenuik.....        | 1975-82          | Joe Scannella.....        | 1982-84                |
| Jacob Burney.....            | 1994-95                | Hal Hunter.....          | 1989-92          | Rip Scherer.....          | 2005-08                |
| Jerry Butler.....            | 1999-00                | Lindy Infante.....       | 1986-87          | Kurt Schottenheimer.....  | 1987-88                |
| Keith Butler.....            | 1999-02                | Dick Jauron.....         | 2011-12          | Marty Schottenheimer..... | 1980-84                |
| Chris Caminiti.....          | 2008                   | Kent Johnson.....        | 2010-12          | Brad Seely.....           | 2009-10                |
| Dave Campo.....              | 2003-04                | Taver Johnson.....       | 2004             | George Sefcik.....        | 1975-77, 1989-90       |
| Pete Carmichael.....         | 2000                   | Stan Jones.....          | 1989-90          | John Settle.....          | 1995, 2013             |
| Pete Carmichael Jr.....      | 2000                   | William (Dub) Jones..... | 1963-67          | Kyle Shanahan.....        | 2014                   |
| Maurice Carthon.....         | 2005-06                | Tim Jorgensen.....       | 1999-01          | Mike Sheppard.....        | 1993-95                |
| Wes Chandler.....            | 2007-08                | Derik Keyes.....         | 2013-15          | Jim Shofer.....           | 1978-80, 1990          |
| Brad Childress.....          | 2012                   | Howard Keys.....         | 1970-71          | Jerry Simmons.....        | 1991-95                |
| Rob Chudzinski.....          | 2004, 2007-08          | Joe Kim.....             | 2000             | Nick Skorich.....         | 1964-70                |
| Louie Cioffi.....            | 2013                   | Billy Kinard.....        | 1976-77          | Bob Slowik.....           | 1999                   |
| Ben Coates.....              | 2005-06                | Rich Kotite.....         | 1978-82          | Arl Smith.....            | 1999                   |
| Blanton Collier.....         | 1946-53, 1962, 1975-76 | Greg Landry.....         | 1985             | Carl Smith.....           | 2001-03, 2009-10       |
| William (Red) Conkright..... | 1946                   | Paul Lanham.....         | 1989-90          | Jerry Smith.....          | 1973                   |
| Walt Corey.....              | 1975-77                | Umberto Leone.....       | 2007-08          | Tom Spann.....            | 1995                   |
| Bill Cowher.....             | 1985-88                | Dale Lindsey.....        | 1974             | Tony Sparano.....         | 1999-00                |
| Bryan Cox.....               | 2009-10                | Dowell Loggains.....     | 2014             | Kevin Spencer.....        | 1991-94                |
| Carl Crennel II.....         | 2005-06                | John Lott.....           | 2005-06          | Luke Stechel.....         | 2009-12                |
| Romeo Crennel.....           | 2000                   | Rick Lyle.....           | 2009-12          | Shane Steichen.....       | 2013                   |
| Nolan Cromwell.....          | 2012                   | Anthony Lynn.....        | 2007-08          | Mike Sullivan.....        | 2001-04, 2007-08, 2013 |
| Steve Crosby.....            | 1985, 1991-95          | Marwan Maalouf.....      | 2005-06          | Al Tabor.....             | 1972-77                |
| Joe Cullen.....              | 2013                   | Dick MacPherson.....     | 1978-80          | Chris Tabor.....          | 2011-15                |
| Brian Daboll.....            | 2009-10                | Eric Mangini.....        | 1995             | Lionel Taylor.....        | 1989-90                |
| John David Crow.....         | 1972-73                | Richard Mann.....        | 1985-93          | Timmy Temeario.....       | 1950-51                |
| Ted Daisher.....             | 2007-08                | Steve Marshall.....      | 2007-08          | John Teeferling.....      | 1989-90                |
| Joe Daniels.....             | 1983-84                | Richie McCabe.....       | 1971-75          | Gary Tranquill.....       | 1991-93                |
| Jeff Davidson.....           | 2005-06                | Michael McCarthy.....    | 2015             | Marc Trestman.....        | 1988-89                |
| Bill Davis.....              | 1999, 2011-12          | Mike McDaniel.....       | 2014             | Bob Trotter.....          | 2005-08                |
| Charlie Davis.....           | 1986-87                | George McDonald.....     | 2009-10          | Mel Tucker.....           | 2005-08                |
| John DeFilippo.....          | 2015                   | Todd McNair.....         | 2001-03          | Tony Tuioti.....          | 2014-15                |
| Alan DeGennaro.....          | 2007-09                | Richard McNutt.....      | 2008             | Norr Turner.....          | 2013                   |
| George DeLeone.....          | 2014-15                | Randy Melvin.....        | 2005-08          | Scott Turner.....         | 2013                   |
| Andy Dickerson.....          | 2009-10                | Shawn Mennenga.....      | 2011-15          | Jeff Uhlenhake.....       | 2005-06                |
| Chris DiSanto.....           | 2013                   | Mark Michaels.....       | 1999-00          | Ed Ullinski.....          | 1954-70                |
| Rod Dowhower.....            | 1994                   | Creighton Miller.....    | 1946             | Cory Undlin.....          | 2005-08                |
| Chuck Driesbach.....         | 2014-15                | John Mitchell.....       | 1991-93          | Jim Vecchiarella.....     | 1990                   |
| Paul Dunn.....               | 2015                   | Dick Modzelewski.....    | 1968-77          | Rick Venturi.....         | 1994-95                |
| Frank Edgerly.....           | 2015                   | Andy Moeller.....        | 2014-15          | Frank Verducci.....       | 2007-08                |
| Bill Edwards.....            | 1947-48                | Wilbert Montgomery.....  | 2014-15          | Bob Voigts.....           | 1946                   |
| George Edwards.....          | 2004                   | Buddy Morris.....        | 2002-04          | Darvin Wallis.....        | 1983-88                |
| Matt Eberflus.....           | 2009-10                | Howard Mudd.....         | 1983-88          | George Warhop.....        | 2009-13                |
| Jon Embree.....              | 2013                   | Tom Myslinski.....       | 2004, 2007-09    | Anthony Weaver.....       | 2014-15                |
| Dick Evans.....              | 1960-63                | Bob Nussbaumer.....      | 1966-71          | Larry Weaver.....         | 1983                   |
| Weeb Ewbank.....             | 1949-53                | Scott O'Brien.....       | 1991-95          | Chuck Weber.....          | 1978-79                |
| Jon Fabris.....              | 2000                   | Kevin O'Connell.....     | 2015             | Mark Whipple.....         | 2011-12                |
| Mike Faulkner.....           | 1990                   | Tom Olivadotti.....      | 1985-86          | Ken Whisenhunt.....       | 1999                   |
| Foge Fazio.....              | 2001-02                | Jim O'Neil.....          | 2014-15          | Woody Widehofer.....      | 1993-94                |
| Kirk Ferentz.....            | 1993-95                | Chuck Pagano.....        | 2001-04          | Jerry Williams.....       | 1971                   |
| Ken Flajole.....             | 2013                   | Bob Palcic.....          | 1999             | Mike Wilson.....          | 2011-12                |
| Brian Fleury.....            | 2014-15                | Andre Patterson.....     | 2003-04          | Mike Wolf.....            | 2014-15                |
| Len Fontes.....              | 1980-82                | Clancy Pendergast.....   | 2003             | Dick Wood.....            | 1974                   |
| Dick Gallagher.....          | 1947-49, 1955-59       | Joe Pendry.....          | 1985-88          | Gary Wroblewski.....      | 1989-90                |
| Jim Garrett.....             | 1978-84                | Ray Perkins.....         | 1999-00          | Larry Zierlein.....       | 2001-04                |

## DRAFT CHOICES

|                                 |                   |
|---------------------------------|-------------------|
| <b>1946</b>                     |                   |
| No draft                        |                   |
| <b>1947 - AAFC</b>              |                   |
| Hoerner, Dick.....              | B..... Iowa       |
| (Pre-draft bonus selection)     |                   |
| Rich, Lawrence.....             | C..... Tulane     |
| (Pre-draft bonus selection)     |                   |
| 1. Chappius, Bob (8).....       | B..... Michigan   |
| 2. Cowhig, Gerry (16).....      | B..... Notre Dame |
| 3. Carpenter, Jack (24).....    | T..... Michigan   |
| 4. Cowan, Bob (32).....         | B..... Indiana    |
| 5. Griffen, Bill (40).....      | T..... Kentucky   |
| 6. Bush, Jack (48).....         | T..... Georgia    |
| 7. Rapacz, John (56).....       | C..... Oklahoma   |
| 8. Hazelhurst, Bob (64).....    | B..... Denver     |
| 9. Ellsworth, Ralph (72).....   | B..... Texas      |
| 10. Dewar, Jimmy (80).....      | B..... Indiana    |
| 11. Huber, Bill (88).....       | E..... Illinois   |
| 12. Gianelli, Mario (96).....   | G..... Boston     |
| 13. Shumas, Marshall (104)..... | E..... Missouri   |
| 14. Signaigo, Joe (112).....    | B..... Notre Dame |
| 15. Wildseth, Dean (120).....   | T..... Minnesota  |

|                                   |                             |
|-----------------------------------|-----------------------------|
| <b>1948 - AAFC</b>                |                             |
| 1. Durkota, Jeff (8).....         | B..... Penn State           |
| 2. Cline, Ollie (18).....         | B..... Ohio State           |
| 3. Thompson, Tommy (41).....      | C..... William & Mary       |
| 9. Smith, Bill (53).....          | T..... North Carolina       |
| 11. Maughan, Ralph (65).....      | C..... Utah State           |
| 12. Sensenbaugher, Dean (73)..... | B..... Ohio State           |
| 13. Rubish, Mike (81).....        | E..... North Carolina       |
| 14. Sarkesian, Alex (89).....     | C..... Northwestern         |
| 15. Dworsky, Dan (97).....        | B..... Michigan             |
| 16. Beasley, Scott (105).....     | E..... Nevada               |
| 17. Steger, Russ (113).....       | B..... Illinois             |
| 18. Hoistma, Lou (121).....       | E..... William & Mary       |
| 19. Ashbaugh, Pete (129).....     | B..... Notre Dame           |
| 20. Templeton, Dave (137).....    | G..... Ohio State           |
| 21. Eddleman, Dike (145).....     | B..... Illinois             |
| 22. Gambino, Lou (153).....       | B..... Maryland             |
| 23. McDowell, Jim (161).....      | G..... William & Mary       |
| 24. Fowle, Heywood (169).....     | T..... North Carolina       |
| 25. Parseghian, Ara (177).....    | B..... Miami (Ohio)         |
| 26. Saylor, Todd (185).....       | E..... Lafayette (Pa.)      |
| 27. Caughron, Harry (193).....    | T..... William & Mary       |
| 28. Lanzi, Pete (201).....        | E..... Youngstown State     |
| 29. Roman, George (209).....      | T..... Case Western Reserve |
| 30. Sheehan, Mel (217).....       | E..... Missouri             |

|                                    |                           |
|------------------------------------|---------------------------|
| <b>1949 - AAFC</b>                 |                           |
| 1. Mitchell, Jack (8).....         | QB..... Oklahoma          |
| 3. Collins, Albin "Rip" (21).....  | B..... Louisiana State    |
| 4. McLellan, Bill (29).....        | T..... Brown              |
| 5. McNeill, Ed (37).....           | E..... Michigan           |
| 6. O'Malley, Tom (45).....         | B..... Cincinnati         |
| 7. Alexander, Phil (53).....       | T..... South Carolina     |
| 8. Cannevino, Mike (61).....       | B..... Ohio State         |
| 9. Walker, Doak (69).....          | B..... Southern Methodist |
| 10. Adams, Norb (77).....          | B..... Purdue             |
| 11. Norton, Negley (85).....       | T..... Penn State         |
| 12. Burns, Frank (93).....         | B..... Rutgers            |
| 13. Self, Clarence (101).....      | B..... Wisconsin          |
| 14. Kersulis, Walt (109).....      | E..... Illinois           |
| 15. Stuart, Bobby Jack (117).....  | B..... Army               |
| 16. Bowne, J.L. "Dinky" (125)..... | B..... Georgia Tech       |
| 25. Cooney, Larry (172).....       | B..... Penn State         |
| 26. Linger, Jack (177).....        | C..... Ohio State         |
| 27. Gagne, Verne (182).....        | E..... Minnesota          |
| 28. Moran, Jim (187).....          | B..... John Carroll       |
| 29. Soboleski, Joe (192).....      | T..... Michigan           |

|                                  |  |
|----------------------------------|--|
| <b>1950 - NFL</b>                |  |
| 1. Carpenter, Ken (13).....      | HB..... Oregon State   |
| 2a. Sandusky, John (18).....     | OT/DT..... Villanova<br>(from Detroit for rights to HB Doak Walker, drafted by Browns in 1949) |
| 2b. Martin, Jim (26).....        | OE/OT..... Notre Dame  |
| 3. Robinson, Jimmy Joe (39)..... | HB..... Pittsburgh   |
| 4. Wilson, Bob "Red" (52).....   | C/OE..... Wisconsin  |
| 5. Phelps, Don "Dopey" (65)..... | HB..... Kentucky   |
| 6. Gorgal, Ken (78).....         | QB..... Purdue   |
| 7. Carter, Win (91).....         | FB..... Missouri   |

|                                    |                                   |
|------------------------------------|-----------------------------------|
| 8. Frizzell, Russ (104).....       | T..... Tulsa                      |
| 9. Duncan, Jim (117).....          | OE..... Wake Forest               |
| 10. O'Pella, Frank (130).....      | HB/LB..... William & Mary         |
| 11. Plotz, Bob (143).....          | G..... Pittsburgh                 |
| 12. Cole, Emerson (156).....       | FB..... Toledo                    |
| 13. Wright, Rupe (169).....        | G..... Baylor                     |
| 14. Harrington, Packard (182)..... | C..... St. Mary's                 |
| 15. Meland, Ted (195).....         | G..... Oregon                     |
| 16. King, William "Art" (208)..... | G..... Ball State                 |
| 17. McKinney, Hal (221).....       | G..... Missouri Valley            |
| 18. Travue, Joe (234).....         | HB..... Louisville                |
| 19. Songin, Ed "Butch" (247).....  | QB..... Boston College            |
| 20. Hackney, John (260).....       | G..... Murray State               |
| 21. Vogts, Leroy (273).....        | OG..... Washington U. (St. Louis) |
| 22. Dowling, Jim (286).....        | G..... Santa Clara                |
| 23. Moselle, Don (299).....        | HB..... Superior State            |
| 24. Woodland, Jack (312).....      | HB..... Bowling Green             |
| 25. Brasher, Jim (325).....        | C..... Maryland                   |
| 26. Toogood, Charley (338).....    | T..... Nebraska                   |
| 27. Gray, Dick (351).....          | HB..... Oregon State              |
| 28. Pyle, Billy (364).....         | HB..... Texas                     |
| 29. Schnelker, Bob (377).....      | E..... Bowling Green              |
| 30. Massey, Jim (390).....         | HB..... Detroit Mercy             |

|                                     |   |
|-------------------------------------|---|
| <b>1951 - NFL</b>                   |   |
| 1. Konz, Ken (14).....              | HB/S..... LSU   |
| 2. Curtis, Ernest "Bucky" (26)..... | OE..... Vanderbilt  |
| 3. Helluin, Jerome (38).....        | T..... Tulane   |
| 4a. Oristaglio, Bob (39).....       | FL..... Pennsylvania<br>(from San Francisco as payment for E Gordon Soltau) |
| 4b. Smith, Bob (41).....            | FB..... Texas A&M<br>(from Green Bay for HB/DB Bill Boedeker)               |
| 4c. Donovan, Artie (50).....        | T..... Boston College   |
| 5. Loomis, Ace (62).....            | B..... Wisconsin-LaCrosse   |
| 6. Rogas, Dan (74).....             | G..... Tulane   |
| 7a. Holdash, Irving (82).....       | C..... North Carolina<br>(from New York Yankees for John Yonakor)           |
| 7b. Michaels, Walt (86).....        | HB..... Washington & Lee  |
| 8a. Spinney, Art (88).....          | E..... Boston College   |
| 8b. Clark, Max (98).....            | HB..... Houston<br>(from Green Bay for QB Tom O'Malley)                     |
| 9a. Toler, Burrell (105).....       | G..... San Francisco<br>(from Detroit for E Jim Ducean)                     |
| 9b. Shula, Don (110).....           | DB..... John Carroll  |
| 10. Gierula, Chet (123).....        | G..... Maryland   |
| 11. Custis, Bernie (135).....       | B..... Syracuse   |
| 12a. Selliers, Milan (142).....     | HB..... Florida State<br>(from Detroit Lions for FB Chuck Schroll)          |
| 12b. Kirtley, Stew (147).....       | E..... Morehead State   |
| 13. Voskuhl, Bob (159).....         | C..... Georgetown College (Ky)  |
| 14. Cernoch, Rudy (171).....        | T..... Northwestern   |
| 15. Skibinski, Joe (183).....       | G..... Purdue   |
| 16. Pasky, Ed (195).....            | QB..... South Carolina  |
| 17. Kane, Leroy (207).....          | HB..... Dayton  |
| 18. De Roin, Rube (219).....        | C..... Oklahoma State   |
| 19. Solari, Ray (231).....          | G..... California   |
| 20. Crocher, Jack (243).....        | B..... Tulsa  |
| 21. Stone, Ray (255).....           | E..... Texas  |
| 22. Taseff, Carl (267).....         | FB..... John Carroll  |
| 23. Champion, Johnny (279).....     | HB..... Southern Methodist  |
| 24. Benner, Wayne (291).....        | HB..... Florida State   |
| 25. Knispel, John (303).....        | T..... Wisconsin-LaCrosse   |
| 26. Williams, Fred (315).....       | T..... Arkansas   |
| 27. Jones, Jack (327).....          | HB..... Livingston State  |
| 28. Thrift, Roger (339).....        | HB..... East Carolina   |
| 29. Driver, Bill (351).....         | QB..... Florida State   |
| 30. Averno, Sisto (362).....        | G..... Muhlenberg   |

|                                |  |
|--------------------------------|--|
| <b>1952 - NFL</b>              |  |
| 1a. Rechichar, Bert (10).....  | DB..... Tennessee<br>(from Detroit for E/T Jim Martin) |
| 1b. Agganis, Harry (12).....   | QB..... Boston University                              |
| 2. Hughes, Bill (24).....      | LB..... Michigan State                                 |
| 3a. Klosterman, Don (26).....  | QB..... Loyola Marymount<br>(from New York Yankees)    |
| 3b. Campanella, Joe (36).....  | DT..... Ohio State                                     |
| 4a. Cosla, Elmer (39).....     | T..... North Carolina State<br>(from Green Bay)        |
| 4b. Renfro, Ray (48).....      | HB..... North Texas                                    |
| 5. Jankovich, Keever (60)..... | E..... College of Pacific                              |
| 6. Shields, Burrell (72).....  | DB..... John Carroll                                   |
| 7. Pace, John (84).....        | T..... Mississippi State                               |

**STAFF**  
**PLAYERS**  
**2015 SEASON**  
**HISTORY**  
**RECORDS**  
**GAME DAY**

|                                   |      |                    |
|-----------------------------------|------|--------------------|
| 8a. Williams, Stan (86)           | E    | Baylor             |
| (from New York Yankees)           |      |                    |
| 8b. Forester, Herschel (96)       | G    | Southern Methodist |
| 9. Finnell, Bob (108)             | B    | Xavier             |
| 10. Ribiero, Pat (120)            | T    | College of Pacific |
| 11. Logan, Dick (132)             | T    | Ohio State         |
| 12. Thompson, Roy (144)           | B    | Florida State      |
| 13. Cosgrove, Tom (156)           | C    | Maryland           |
| 14. Ruzich, Steve (168)           | G    | Ohio State         |
| 15. Alpin, Holland (180)          | E    | Tampa              |
| 16a. Neathery, Herb (189)         | HB   | Illinois           |
| (from Detroit)                    |      |                    |
| 16b. Rowland, Ed (192)            | T    | Oklahoma           |
| 17. Sheets, Stewart (204)         | T    | Penn State         |
| 18. Mirchi, Ken (216)             | G    | Santa Clara        |
| 19a. Talarico, Sam (225)          | T/G  | Indiana            |
| (from San Francisco)              |      |                    |
| 19b. Maccioli, Mike (228)         | B    | Purdue             |
| 20. Brandenberry, Bob (240)       | B    | Kansas             |
| 21. Calhoun, Dick (252)           | DT   | Baylor             |
| 22. Johnson, Howard "Corky" (264) | T    | Santa Barbara      |
| 23. Robertson, Bobby (276)        | HB/P | Indiana            |
| 24. Wren, Lowe "Junior" (288)     | B    | Missouri           |
| 25. Reddell, Billy (300)          | B    | Florida            |
| 26. Vernasco, Joe (312)           | E    | Illinois           |
| 27. Maletzky, Bill (324)          | G    | Maryland           |
| 28. Pietro, John (336)            | G    | Brown              |
| 29. Klevay, Walt (348)            | B    | Ohio State         |
| 30. Saban, John (360)             | FB   | Xavier             |

**1953 - NFL**

|  |      |                        |
|--|------|------------------------|
| 1. Atkins, Doug (11)                       | DT   | Tennessee              |
| 2. Reynolds, Billy (23)                    | HB   | Pittsburgh             |
| 3a. Brunej, Fred (35)                      | HB   | Ohio State             |
| 3b. Donaldson, Gene (37)                   | G    | Kentucky               |
| (from Detroit Lions for B Robert Smith)    |      |                        |
| 4a. Hietliko, Jim (?)                      | T    | Ohio State             |
| (from Dallas Texans for QB Don Klosterman) |      |                        |
| 4b. Tamburo, Dick (47)                     | C/LB | Michigan State         |
| 5. Van Doren, Bob (59)                     | E    | Southern California    |
| 6. Steinbrunner, Don (71)                  | C/LB | Washington State       |
| 7. Filipski, Gene (83)                     | B    | Villanova              |
| 8. Massey, Carlton (95)                    | E    | Texas                  |
| 9. McNamara, Bob (107)                     | E    | Minnesota              |
| 10. Natali, Elmo (119)                     | FB   | California State (Pa.) |
| 11. Hilinski, Dick (131)                   | T    | Ohio State             |
| 12. Willhoite, Elmer (143)                 | G    | Southern California    |
| 13. Fiss, Galen (155)                      | LB   | Kansas                 |
| 14. Nagler, Gern (167)                     | E    | Santa Clara            |
| 15. Carson, Johnny (179)                   | E    | Georgia                |
| 16. Kuykendall, Eric (191)                 | FB   | Illinois               |
| 17. Bean, George (203)                     | B    | Utah                   |
| 18. Batten, Dick (215)                     | T    | College of Pacific     |
| 19. Cain, Tom (227)                        | G    | Colorado               |
| 20. Noll, Chuck (239)                      | T    | Dayton                 |
| 21. Crockett, Bill (251)                   | G    | Rice                   |
| 22. Looper, Byrd (263)                     | B    | Duke                   |
| 23. Kent, Ronnie (275)                     | B    | Tulane                 |
| 24. Labenda, John (287)                    | T    | Wittenberg             |
| 25. Ellis, Jim (299)                       | B    | Michigan State         |
| 26. Hoag, Charley (311)                    | B    | Kansas                 |
| 27. Sisco, Jack (323)                      | C    | Baylor                 |
| 28. Verkirk, Ray (335)                     | T    | North Texas            |
| 29. Hobson, Clell (347)                    | B    | Alabama                |
| 30. Myers, Andy (358)                      | G    | Tennessee              |

**1954 - NFL**

|  |    |                    |
|--|----|--------------------|
| Garret, Robert (1)                         | QB | Stanford           |
| (Bonus Selection)                          |    |                    |
| 1. Bauer, John (12)                        | G  | Illinois           |
| 2. Hanulak, Chester "Chet" (24)            | HB | Maryland           |
| 3. Bassett, Maurice (36)                   | FB | Langston (Okla.)   |
| 4. Hilgenberg, Jerry (48)                  | C  | Iowa               |
| 5. Lucky, William (60)                     | T  | Baylor             |
| 6a. Smith, James (64)                      | T  | Baylor             |
| (from Baltimore for C Tom Cosgrove)        |    |                    |
| 6b. Jenkins, Asa (72)                      | FB | Toledo             |
| 7. Miller, Donald (84)                     | HB | Southern Methodist |
| 8a. Barbish, William (95)                  | HB | Tennessee          |
| (from San Francisco for DB Fred Bruney)    |    |                    |
| 8b. Harris, Charles (96)                   | HB | Georgia            |
| 9. Jones, Thomas (108)                     | HB | Miami (Ohio)       |
| 10a. Goss Donald (119)                     | G  | Southern Methodist |
| (from San Francisco for T/E Bob Van Doren) |    |                    |

|                            |    |                      |
|----------------------------|----|----------------------|
| 10b. Pagna, Thomas (120)   | HB | Miami (Ohio)         |
| 11. Schuebel, Max (132)    | T  | Rice                 |
| 12. Bruenich, Thomas (144) | T  | Maryland             |
| 13. Cummins, George (156)  | LB | Tulane               |
| 14. Head, James (168)      | FB | Iowa                 |
| 15. Lyssy, Chester (180)   | B  | Hardin-Simmons       |
| 16. Raidel, Richard (192)  | G  | Kent State           |
| 17. Chapman, Howard (204)  | T  | Florida              |
| 18. Wohrman, William (216) | B  | South Carolina       |
| 19. Taylor, John (228)     | C  | Austin               |
| 20. Pierce, Hugh (240)     | C  | North Carolina State |
| 21. Baughman, James (252)  | G  | Illinois             |
| 22. Caudle, Lloyd (264)    | B  | Duke                 |
| 23. Mischak, Robert (276)  | E  | Army                 |
| 24. Grambling, John (288)  | QB | South Carolina       |
| 25. Hughes, Thomas (300)   | T  | Virginia Tech        |
| 26. Lundy, Joseph (312)    | G  | Kansas               |
| 27. Mapp, John (324)       | B  | VMI                  |
| 28. Vergara, Vincent (336) | B  | Syracuse             |
| 29. Carter, Troy (348)     | B  | VMI                  |

**1955 - NFL**

|  |       |                        |
|--|-------|------------------------|
| 1. Burris, Kurt (13)   | C/LB  | Oklahoma               |
| 2. Renfro, Weldon "Dean" (25)                                | HB    | North Texas            |
| 3a. Hall, John (35)  | DT/LB | Iowa                   |
| (from Chicago Bears with B Fred Morrison for B Harry Jagade) |       |                        |
| 3b. Freeman, Bob (37)  | QB    | Auburn                 |
| 4a. Reynolds, Paul (41)                                      | HB    | Notre Dame             |
| (from Green Bay for T Jerome Helluin)                        |       |                        |
| 4b. Palumbo, Sam (49)  | DT/LB | Notre Dame             |
| 5. Dandoy, Aramis (61)                                       | HB    | Southern California    |
| 6. Bolden, Leroy (73)  | HB    | Michigan State         |
| 7. Locklear, Jack (85)                                       | C/LB  | Auburn                 |
| 8. (choice traded to Detroit for E Marion Gaskin)            |       |                        |
| 9. Ford, Henry (109)   | HB    | Pittsburgh             |
| 10. Dillon, Glen (121)                                       | OE    | Pittsburgh             |
| 11. Knebel, Eric (133)                                       | T     | Southern Methodist     |
| 12. Eaton, Jack (145)  | T     | New Mexico             |
| 13. Borton, John (157)                                       | QB    | Ohio State             |
| 14. Robinson, Fred (169)                                     | G     | Washington             |
| 15. Smith, Bob (181)   | HB    | Nebraska               |
| 16. Suchy, Don (193)   | C     | Iowa                   |
| 17. Leonard, Bob (205)                                       | FB    | Purdue                 |
| 18. Champlin, Steve (217)                                    | T     | Oklahoma               |
| 19. Ebert, Tom (229)   | E     | Kansas State           |
| 20. Proctor, William (241)                                   | T     | Florida State          |
| 21. Spinks, Richard (253)                                    | HB    | Texas Tech             |
| 22. Stone, Gerald (265)                                      | T     | Southeastern Louisiana |
| 23. Greer, James (277)                                       | E     | Elizabeth City State   |
| 24. Matscock, John (289)                                     | HB    | Michigan State         |
| 25. Lindo, Ernie (301)                                       | HB    | College of Pacific     |
| 26. Fife, Don (313)  | C     | Purdue                 |
| 27. Baldwin, Bobby (325)                                     | B     | Sam Houston State      |
| 28. Tokus, Ed (337)  | E     | Georgia                |
| 29. Robinson, Tex (349)                                      | HB    | Temple                 |
| 30. Leachman, Lamar (360)                                    | C     | Tennessee              |

**1956 - NFL**

|   |    |                        |
|---|----|------------------------|
| 1. Carpenter, Preston (13)  | HB | Arkansas               |
| 2. Kinard, Billy (25)   | DB | Mississippi            |
| 3a. Ross, Larry (34)  | E  | Denver                 |
| (from Chicago with Bears' 6th choice for DT Doug Atkins and QB Ken Gorga) |    |                        |
| 3b. Quinlan, William (37)   | E  | Michigan State         |
| 4. Moss, Bob (49)   | HB | West Virginia          |
| 5. Clarke, Frank (61)   | E  | Colorado               |
| 6a. Plunkett, Sherman (71)  | E  | Maryland Eastern Shore |
| (from Chicago, see 3a.)   |    |                        |
| 6b. Wiggan, Paul (73)   | T  | Stanford               |
| 7. Griffith, Charles (85)   | E  | Southern California    |
| 8. Hellyer, Len (97)  | HB | Marshall               |
| 9. Hecker, Jack (109)   | OE | Bowling Green          |
| 10. Rayburn, Ed (121)   | T  | Rice                   |
| 11. Underdunk, William (133)  | T  | West Virginia          |
| 12. Javernick, Harry (145)  | T  | Colorado               |
| 13. Furey, Jim (157)  | C  | Kansas State           |
| 14. Sidwell, Charles (169)  | B  | William & Mary         |
| 15. Davis, Willie (181)   | G  | Grambling              |
| 16. Cooper, Thurlow (193)   | E  | Maine                  |
| 17. West, Ed (205)  | QB | North Carolina         |
| 18. Carroll, Harold (217)   | FB | Western Reserve        |
| 19. Sebest, John (229)  | B  | Eastern Kentucky       |
| 20. Mobra, Joe (241)  | E  | Oklahoma               |
| 21. Kaphis, Eugene (253)  | E  | Notre Dame             |
| 22. Brown, Samuel (265)   | HB | UCLA                   |

|                                    |         |                |
|------------------------------------|---------|----------------|
| 23. Althouse, Don (277).....       | E.....  | Syracuse       |
| 24. Hughes, Jim (289).....         | G.....  | San Jose State |
| 25. Davenport, Bob (301).....      | FB..... | UCLA           |
| 26. Kammerman, Jack (313).....     | E.....  | Utah           |
| 27. Dwyer, Ed (325).....           | E.....  | Purdue         |
| 28. Sparks, Oliver (337).....      | G.....  | Iowa State     |
| 29. Baitos, John (349).....        | E.....  | Vanderbilt     |
| 30. Bartholomew, Robert (360)..... | T.....  | Wake Forest    |

**1957 - NFL**

|                                       |         |                      |
|---------------------------------------|---------|----------------------|
| 1. Brown, Jim (6).....                | FB..... | Syracuse             |
| 2. Plum, Mill (17).....               | QB..... | Penn State           |
| 3. Walker, George (28).....           | QB..... | Arkansas             |
| 4. Camera, Paul (42).....             | OE..... | Stanford             |
| 5a. Jordan, Henry (52).....           | OT..... | Virginia             |
| (from Green Bay for HB Chester Lyssy) |         |                      |
| 5b. Campbell, Mill (53).....          | HB..... | Indiana              |
| 6a. Amstutz, Joe (63).....            | C.....  | Indiana              |
| (from Green Bay for T George Cummins) |         |                      |
| 6b. Martin, Harley (67).....          | T.....  | California           |
| 7a. Hickerson, Gene (78).....         | OT..... | Mississippi          |
| 7b. Rotunno, Mike (82).....           | C.....  | Michigan             |
| (from N.Y. Giants for B Gene Filipki) |         |                      |
| 8. Gillis, Dan (89).....              | C.....  | Rice                 |
| 9. Comstock, Don (103).....           | B.....  | Alabama              |
| 10. Reinhart, Robert (114).....       | QB..... | San Jose State       |
| 11. Cummings, William (125).....      | T.....  | Ohio State           |
| 12. Spitzenberger, Rudy (139).....    | G.....  | Houston              |
| 13. Sansom, Jerry (150).....          | E.....  | Auburn               |
| 14. Feller, Don (161).....            | E.....  | Kansas               |
| 15. Kaiser, Dave (175).....           | B.....  | Michigan State       |
| 16. Bayuk, John (186).....            | B.....  | Colorado             |
| 17. Tamburello, Frank (197).....      | QB..... | Maryland             |
| 18. Torczon, Laverne (211).....       | G.....  | Nebraska             |
| 19. Ploen, Kenneth (222).....         | QB..... | Iowa                 |
| 20. Stillwell, Jack (233).....        | E.....  | North Carolina       |
| 21. Juneau, Curry (247).....          | E.....  | Southern Mississippi |
| 22. Winters, Bob (258).....           | B.....  | Utah State           |
| 23. Frazer, Jim (269).....            | T.....  | Hampden-Sydney       |
| 24. Napoleon, Allen (283).....        | B.....  | Stanford             |
| 25. Dimitroff, Tom (294).....         | QB..... | Miami (Ohio)         |
| 26. Bliss, Allen (305).....           | E.....  | Miami (Ohio)         |
| 27. Okulovich, Andy (319).....        | QB..... | Ohio State           |
| 28. Cockrell, Gene (330).....         | T.....  | Hardin-Simmons       |
| 29. Trozzo, William (341).....        | T.....  | West Virginia        |
| 30. McKiever, Bob (354).....          | B.....  | Northwestern         |

**1958 - NFL**

|   |         |                    |
|---|---------|--------------------|
| 1. Shorner, Jim (13).....                                 | DB..... | TCU                |
| 2. Mitchell, Charles (25).....                            | G.....  | Florida            |
| 3a. (choice traded to Chicago Bears for QB James Haluska) |         |                    |
| 3b. Guy, Melvin (34).....                                 | T.....  | Duke               |
| (from Detroit for C Frank Gatski)                         |         |                    |
| 4. Ninowski, Jim (49).....                                | QB..... | Michigan State     |
| 5a. Funston, Farrell (60).....                            | OE..... | College of Pacific |
| 5b. Gibbons, Jim (61).....                                | OE..... | Iowa               |
| (from Detroit with RB Lew Carpenter for LB Roger Zatkoff) |         |                    |
| 6. Wulff, James (72).....                                 | HB..... | Michigan State     |
| 7. Mitchell, Bob (84).....                                | HB..... | Illinois           |
| 8. Lattimore, Bert (96).....                              | E.....  | Duke               |
| 9. Parrish, Bernie (108).....                             | DB..... | Florida            |
| 10. Russavage, Leo (120).....                             | T.....  | North Carolina     |
| 11. Bowermaster, Russ (132).....                          | OE..... | Ohio State         |
| 12. Brodhead, Robert (144).....                           | QB..... | Duke               |
| 13. Williams, Hal (156).....                              | B.....  | Miami (Ohio)       |
| 14. Miller, Ken (168).....                                | T.....  | TCU                |
| 15. Hoelscher, Howard (180).....                          | FB..... | Rice               |
| 16. Cornelson, Jerry (192).....                           | T.....  | Southern Methodist |
| 17. Osborn, Roddy (204).....                              | HB..... | Texas A&M          |
| 18. Johnson, Alvin Peter (216).....                       | T.....  | Idaho              |
| 19. Brown, Ed (228).....                                  | B.....  | Arizona            |
| 20. Serieka, Edward (240).....                            | G.....  | Xavier             |
| 21. Martin, William (252).....                            | E.....  | Iowa State         |
| 22. Renn, Robert (264).....                               | HB..... | Florida State      |
| 23. Verkey, Dan (276).....                                | T.....  | Washington State   |
| 24. O'Connor, Jim (288).....                              | T.....  | Marshall           |
| 25. Peters, Robert (300).....                             | HB..... | Baylor             |
| 26. Thompson, Frank (312).....                            | T.....  | Wake Forest        |
| 27. Thelan, Dave (324).....                               | HB..... | Miami (Ohio)       |
| 28. Boykin, William (336).....                            | T.....  | Michigan State     |
| 29. Czaplak, Frank (348).....                             | T.....  | Missouri           |
| 30. Svendsen, Bernard (359).....                          | C.....  | Minnesota          |

**1959 - NFL**

|   |          |                      |
|---|----------|----------------------|
| 1. Kreitting, Rich (11).....                          | OE.....  | Illinois             |
| 2. Schafraht, Dick (23).....                          | OT.....  | Ohio State           |
| 3. O'Brien, Francis (35).....                         | OT.....  | Michigan State       |
| 4a. Prahst, Gary (37).....                            | OE.....  | Michigan             |
| (from Green Bay for E Len Ford)                       |          |                      |
| 4b. Lloyd, Dave (47).....                             | C.....   | Georgia              |
| 5a. Wooten, John (53).....                            | G.....   | Colorado             |
| (from Detroit for E Jim Gibbons)                      |          |                      |
| 5b. LeBeau, Dick (58).....                            | DB.....  | Ohio State           |
| 6a. Prestel, James (70).....                          | T.....   | Idaho                |
| (from New York for G Bob Mischak)                     |          |                      |
| 6b. Denton, Bob (71).....                             | DE.....  | College of Pacific   |
| 7. Miller, Gene (82).....                             | T.....   | Rice                 |
| 8a. Placek, Robert (87).....                          | QB.....  | Michigan             |
| (from Chicago Cardinals for C Don Gillis)             |          |                      |
| 8b. (choice traded to Green Bay for E Dick Deschaine) |          |                      |
| 9. Wilson, Kirk (106).....                            | P/K..... | UCLA                 |
| 10. Zeman, Robert (119).....                          | B.....   | Wisconsin            |
| 11. King, Gerald (130).....                           | G.....   | Kent State           |
| 12. Palandrani, Francis (143).....                    | T.....   | North Carolina State |
| 13. Reese, Ray (154).....                             | LB.....  | Bowling Green        |
| 14. Dubenion, Elbert (167).....                       | HB.....  | Bluffton             |
| 15. Salwocki, Tom (178).....                          | C.....   | Pittsburgh           |
| 16. Caleb, Jamie (191).....                           | B.....   | Grambling            |
| 17. Schmittan, Homer (202).....                       | E.....   | Tennessee Tech       |
| 18. Hill, Ed (215).....                               | G.....   | Miami (Ohio)         |
| 19. Schroeder, Joe (226).....                         | T.....   | Xavier               |
| 20. McClain, Albert (239).....                        | T.....   | Shaw (N.C.)          |
| 21. Fraser, James (250).....                          | G.....   | Wisconsin            |
| 22. Wenzel, Joe (263).....                            | E.....   | Lehigh               |
| 23. Gardner, Jim (274).....                           | T.....   | Duke                 |
| 24. Goings, Russ (287).....                           | G.....   | Xavier               |
| 25. Sycholski, Ernie (298).....                       | T.....   | Ohio State           |
| 26. Floyd, Homer (311).....                           | B.....   | Kansas               |
| 27. Baker, Larry (322).....                           | T.....   | Bowling Green        |
| 28. Abodie, Pete (335).....                           | E.....   | Tulane               |
| 29. Nietupolski, Ronald (346).....                    | T.....   | Illinois             |
| 30. Ketchie, Carl (359).....                          | B.....   | Washington State     |

**1960 - NFL**

|   |         |                  |
|---|---------|------------------|
| 1. Houston, Jim (8).....  | .....   | Ohio State       |
| 2a. Stephens, Larry (18).....                                     | DT..... | Texas            |
| (from Pittsburgh with Steelers' 5th choice for E Darrel Brewster) |         |                  |
| 2b. Gaut, Prentice (19).....                                      | FB..... | Oklahoma         |
| 3. Fichtner, Ross (33).....                                       | B.....  | Purdue           |
| 4a. Brewer, John (41).....  | E.....  | Mississippi      |
| (from Green Bay for HB Robert Freeman)                            |         |                  |
| 4b. Marshall, Jim (44).....                                       | DT..... | Ohio State       |
| 5a. Jarus, Bob (53).....  | FB..... | Purdue           |
| (from Green Bay for T Henry Jordan)                               |         |                  |
| 5b. (Browns' choice traded to Pittsburgh, see 2a.)                |         |                  |
| 6. Khayat, Robert (69).....                                       | G.....  | Mississippi      |
| 7. Anderson, Taz (80).....  | FB..... | Georgia Tech     |
| 8. White, Bob (91).....   | B.....  | Ohio State       |
| 9. Burford, Chris (105).....                                      | E.....  | Stanford         |
| 10. Washington, Clyde (116).....                                  | HB..... | Purdue           |
| 11. Franklin, Bob (127).....                                      | QB..... | Mississippi      |
| 12. Mostordi, Rich (141).....                                     | B.....  | Kent State       |
| 13. Greeni, Rich (152).....                                       | C.....  | Ohio University  |
| 14. Dumbauld, Bill (163).....                                     | T.....  | West Virginia    |
| 15. Watkins, Thomas (177).....                                    | HB..... | Iowa State       |
| 16. Waldon, James (188).....                                      | QB..... | Wyoming          |
| 17. Coleman, Lovell (199).....                                    | B.....  | Western Michigan |
| 18. Hanlon, Jack (213).....                                       | B.....  | Pennsylvania     |
| 19. Campbell, Jack (224).....                                     | E.....  | Toledo           |
| 20. Nelson, Bob (235).....  | C.....  | Wisconsin        |

**1961 - NFL**

|   |         |                |
|---|---------|----------------|
| 1a. Crespino, Robert (10).....  | E.....  | Mississippi    |
| (choice acquired from Detroit with LB Robert Long for QB Jim Ninowski)                        |         |                |
| 1b. (Browns' choice traded to Dallas for T Paul Dickson and Dallas' 1st draft choice in 1962) |         |                |
| 2. Nutting, Edward (27).....  | T.....  | Georgia Tech   |
| 3. (Browns' choice traded to Los Angeles for T Gene Selawski)                                 |         |                |
| 4. Brown, John (55).....  | T.....  | Syracuse       |
| 5. Lucci, Mike (69).....  | C.....  | Tennessee      |
| 6a. Parker, Frank (79).....   | T.....  | Oklahoma State |
| (choice acquired from Detroit for T William McClung)  |         |                |
| 6b. (Browns' choice traded to St. Louis for E Don Fleming)                                    |         |                |
| 7. Powell, Preston (97).....  | B.....  | Grambling      |
| 8a. Cox, Fred (110).....  | HB..... | Pittsburgh     |

(choice acquired from Green Bay for FB Robert Jarus)

|  |         |                   |
|--|---------|-------------------|
| 8b. Frongillo, John (111).....                     | T.....  | Baylor            |
| 9. Gibbs, Jake (125).....                          | QB..... | Mississippi       |
| 10a. Wolff, Wayne (129).....                       | G.....  | Wake Forest       |
| (choice acquired from Washington for HB Jim Wulff) |         |                   |
| 10b. Ericson, Ken (139).....                       | E.....  | Syracuse          |
| 11. Gault, Billy (153).....                        | B.....  | TCU               |
| 12. Lage, Richard (167).....                       | E.....  | Lenoir-Rhyne      |
| 13. Wilson, Jack (181).....                        | B.....  | Duke              |
| 14. Lohman, Phil (195).....                        | C.....  | Oklahoma          |
| 15. Taylor, Charles (209).....                     | B.....  | Mississippi       |
| 16. Shoals, Roger (223).....                       | T.....  | Maryland          |
| 17. Bird, Calvin (237).....                        | B.....  | Kentucky          |
| 18. Morris, Ed (251).....                          | T.....  | Indiana           |
| 19. Minihane, Robert (265).....                    | G.....  | Boston University |
| 20. Baker, Charles (279).....                      | T.....  | Tennessee         |

**1962 - NFL**

|  |         |                        |
|--|---------|------------------------|
| 1a. Collins, Gary (4).....   | E.....  | Maryland               |
| (from Dallas along with T Paul Dickson for Browns' first choice in 1961)         |         |                        |
| 1b. Jackson, Leroy (11).....   | B.....  | Western Illinois       |
| (rights to Jackson traded to Washington for rights to RB Ernie Davis)            |         |                        |
| 2a. Hinton, Charles (17).....  | T.....  | North Carolina Central |
| (from Minnesota for T Jim Prestel, RB Jamie Caleb and Vikings 11th round choice) |         |                        |
| 2b. Stephens, Sandy (25).....  | QB..... | Minnesota              |
| (Browns' choice traded to Dallas for G Duane Putnam)                             |         |                        |
| 3b. Furman, John (42).....   | QB..... | Texas-El Paso          |
| (choice acquired from Green Bay for QB John Roach)                               |         |                        |
| 4. Sczurek, Stan (53).....   | G.....  | Purdue                 |
| 5. Rivera, Henry (67).....   | HB..... | Oregon State           |
| 6. Tidmore, Sam (81).....  | E.....  | Ohio State             |
| 7. Havlicek, John (95).....  | E.....  | Ohio State             |
| (Browns' choice traded to Detroit for DT Erroll Linden)                          |         |                        |
| 9. Dickerson, Charles (123).....   | T.....  | Illinois               |
| 10a. Goerlitz, Gerald (129).....   | C.....  | Northern Michigan      |
| (from Minnesota for T Robert Denton)   |         |                        |
| 10b. White, Albert (137).....  | B.....  | Capital                |
| 11a. Myers, Ronnie (142).....  | E.....  | Villanova              |
| (from Minnesota, see 2a.)  |         |                        |
| 11b. McNeil, Clifton (151).....  | E.....  | Grambling              |
| 12. Stute, Ted (165).....  | E.....  | Ohio University        |
| 13. Gardner, Frank (179).....  | T.....  | North Carolina Central |
| 14. Shorter, Jim (193).....  | B.....  | Detroit Mercy          |
| 15. Gosby, Tom (207).....  | G.....  | Baldwin-Wallace        |
| 16. Biodrowski, Dennis (221).....  | E.....  | Memphis                |
| 17. Harlan, Herbert (235).....   | E.....  | Baylor                 |
| 18. Bishop, Sonny (249).....   | G.....  | Fresno State           |
| 19. Anabo, John (263).....   | QB..... | Fresno State           |
| 20. Flatley, Paul (277).....   | B.....  | Northwestern           |

**1963 - NFL**

|  |         |                     |
|--|---------|---------------------|
| 1. Hutchinson, Tom (9).....  | E.....  | Kentucky            |
| 2. Kanicki, Jim (23).....  | T.....  | Michigan State      |
| (Browns' choice traded to Los Angeles with DT Larry Stephens and Browns' 6th choice for QB Frank Ryan and HB Tom Wilson) |         |                     |
| 4. Munsey, Bill (51).....  | B.....  | Minnesota           |
| 5a. (Browns' choice traded to Pittsburgh for RB Charley Scales)  |         |                     |
| 5b. Baker, Frank (68).....   | B.....  | Toledo              |
| (from Detroit with RB Howard Cassidy and DE Bill Glass for RB Tom Watkins and DE Dave Lloyd)                             |         |                     |
| 6a. Borghetti, Ernest (72).....  | T.....  | Pittsburgh          |
| (from Minnesota for DB Tom Franckhouser, OT Erroll Linden, WR Charlie Ferguson and K Fred Cox)                           |         |                     |
| 6b. Bloom, Tom (72).....   | B.....  | Purdue              |
| (Philadelphia's choice awarded to Cleveland for improper waiver procedure involving Howard Cassidy)                      |         |                     |
| 6c. (Browns' choice traded to Los Angeles, see 3.)   |         |                     |
| 7. (Browns' choice traded to Green Bay for RB Ernie Green)   |         |                     |
| 8. Sweeney, Walter (107).....  | E.....  | Syracuse            |
| 9. Raimey, Dave (121).....   | B.....  | Michigan            |
| 10. Bobbitt, Jim (135).....  | G.....  | Michigan State      |
| 11. Graham, Art (149).....   | WR..... | Boston College      |
| 12. Infante, Lindy (163).....  | B.....  | Florida             |
| 13. Katterhenrich, Dave (177).....   | B.....  | Ohio State          |
| 14. Faulkner, Staley (191).....  | T.....  | Texas               |
| 15. Reade, Lynn (205).....   | T.....  | Southern California |
| 16. Kelly, Richard (219).....  | OG..... | Georgia             |
| 17. Anderson, Richard (233).....   | E.....  | Penn State          |
| 18. Garvin, Bobby (247).....   | T.....  | Mississippi State   |
| 19. Sherman, Gary (261).....   | LB..... | Bowling Green       |
| 20. Shaw, Steve (275).....   | B.....  | Vanderbilt          |

**1964 - NFL**

|   |         |                          |
|---|---------|--------------------------|
| 1. Warfield, Paul (11).....                             | WR..... | Ohio State               |
| 2. Truax, Bill (26).....                                | TE..... | LSU                      |
| 3. (Browns' choice traded to Dallas for DT Ken Frost)   |         |                          |
| 4. Shackelford, Don (54).....                           | T.....  | College of Pacific       |
| 5. Klein, Richard (67).....                             | T.....  | Wichita State            |
| 6. (Browns' choice traded to Dallas for G Andy Cvercko) |         |                          |
| 7. Odom, Sammy (95).....                                | LB..... | Northwestern State (La.) |
| 8. Kelly, Leroy (110).....                              | HB..... | Morgan State             |
| 9. Briscoe, John (123).....                             | LB..... | Arizona                  |
| 10a. Van Raaphorst, Richard (135).....                  | K.....  | Ohio State               |
| 10b. Robinson, Bobby (138).....                         | G.....  | Mississippi              |
| (choice acquired from Minnesota for RB Tom Wilson)      |         |                          |
| 11. Versprille, Edward (151).....                       | FB..... | Alabama                  |
| 12. Mitchell, Ed (166).....                             | T.....  | Southern                 |
| 13. Meehan, Bob (179).....                              | G.....  | Syracuse                 |
| 14. Sieg, Terry (194).....                              | HB..... | Virginia                 |
| 15. Houtman, John (207).....                            | T.....  | Michigan                 |
| 16. Williams, Sidney (222).....                         | E.....  | Southern                 |
| 17. Bartolameoli, Larry (235).....                      | T.....  | Western Michigan         |
| 18. Lewis, Sherman (250).....                           | HB..... | Michigan State           |
| 19. Higgins, Jim (263).....                             | G.....  | Xavier                   |
| 20. Archer, Dave (278).....                             | T.....  | Syracuse                 |

**1965 - NFL**

|  |         |                          |
|--|---------|--------------------------|
| 1. (Browns' choice traded to San Francisco for G Ted Connolly)                               |         |                          |
| 2a. Garcia, James (17).....  | T.....  | Purdue                   |
| (from Chicago along with DB Lowell Caylor and Bears' 3rd round choice for TE Rich Kreitling) |         |                          |
| 2b. Bussell, Gerry (22).....   | HB..... | Georgia Tech             |
| (choice acquired from Los Angeles for TE Bill Truax)   |         |                          |
| 2c. Johnson, Walter (27).....  | DT..... | Los Angeles State        |
| 3a. Scott, Robert "Bo" (32).....   | HB..... | Ohio State               |
| (choice acquired from Chicago, see 2a.)  |         |                          |
| 3b. Maples, Bob (41).....  | C.....  | Baylor                   |
| 4. (Browns' choice traded to Minnesota for DT Mike Bundra)                                   |         |                          |
| 5. Irwin, Bill (69).....   | T.....  | Mississippi              |
| 6a. Simkus, Arnold (72).....   | T.....  | Michigan                 |
| (from San Francisco for C Frank Morze)   |         |                          |
| 6b. Aldredge, Corwyn (83).....   | E.....  | Northwestern State (La.) |
| 7. Lindsey, Dale (97).....   | LB..... | Western Kentucky         |
| 8. Howell, Mike (111).....   | QB..... | Grambling                |
| 9. Lane, Gary (125).....   | QB..... | Missouri                 |
| 10. Screen, Pat (139).....   | QB..... | LSU                      |
| 11. Cordill, Olie (153).....   | HB..... | Memphis                  |
| 12. Canale, Justin (167).....  | G.....  | Mississippi State        |
| 13. Pickett, Henry (181).....  | HB..... | Baylor                   |
| 14. Simrell, Dan (195).....  | QB..... | Toledo                   |
| 15. Gagner, Larry (209).....   | T.....  | Florida                  |
| 16. Anthony, Mel (223).....  | FB..... | Michigan                 |
| 17. Boyette, John (237).....   | T.....  | Clemson                  |
| 18. Arrington, Dick (251).....   | G.....  | Notre Dame               |
| 19. Orazen, Ed (265).....  | G.....  | Ohio State               |
| 20. Goldberg, Frank (279).....   | LB..... | Central Michigan         |

**1966 - NFL**

|   |         |                          |
|---|---------|--------------------------|
| 1. Morin, Milt (14).....                                      | TE..... | Massachusetts            |
| 2. Norton, Rick (29).....                                     | QB..... | Kentucky                 |
| 3. (Browns' choice traded to N.Y. Giants for DB Erich Barnes) |         |                          |
| 4. Duranko, Pete (61).....                                    | DE..... | Notre Dame               |
| 5a. Schultz, Randy (74).....                                  | FB..... | Iowa State Teacher's     |
| (from Detroit for OT Roger Shoals)                            |         |                          |
| 5b. Fulford, Dan (78).....                                    | E.....  | Auburn                   |
| 6a. Battle, James (90).....                                   | DE..... | Southern                 |
| (from N.Y. Giants for DT Mike Bundra)                         |         |                          |
| 6b. Hoaglin, Fred (93).....                                   | C.....  | Pittsburgh               |
| 7. Cartler, Leroy (109).....                                  | FL..... | Grambling                |
| 8. Talaga, Tom (123).....                                     | OT..... | Notre Dame               |
| 9. Gregory, Jack (139).....                                   | DE..... | Chattanooga              |
| 10. Ledbetter, Monty (153).....                               | FL..... | Northwestern State (La.) |
| 11. Fire, Tony (169).....                                     | DT..... | Bowling Green            |
| 12. Czap, Rich (183).....                                     | T.....  | Nebraska                 |
| 13. Boudreaux, James (199).....                               | DT..... | Louisiana Tech           |
| 14. Lammons, Pete (213).....                                  | FL..... | Texas                    |
| 15. Ellis, Bob (229).....                                     | DB..... | Massachusetts            |
| 16. Ray, David (243).....                                     | DB..... | Alabama                  |
| 17. Modzelewski, Gene (259).....                              | T.....  | New Mexico State         |
| 18. Harraway, Charlie (273).....                              | FB..... | San Jose State           |
| 19. Singer, Karl (289).....                                   | DT..... | Purdue                   |
| 20. Petro, Joe (303).....                                     | DB..... | Temple                   |

## 1967 - NFL

|   |     |                          |
|---|-----|--------------------------|
| 1. Matheson, Bob (18)                                     | LB  | Duke                     |
| 2. Conjar, Larry (46)                                     | FB  | Notre Dame               |
| 3a. Cockroft, Don (55)                                    | K/P | Adams State              |
| (from N.Y. Giants for DE Jim Garcia)                      |     |                          |
| 3b. Barney, Eppie (72)                                    | WR  | Iowa State               |
| 4a. Ward, Carl (83)                                       | HB  | Michigan                 |
| (from Atlanta for RB Charley Scales)                      |     |                          |
| 4b. Taffoni, Joe (98)                                     | T   | Tennessee-Martín         |
| 5. (Browns' choice traded to Dallas for G Joe Bob Isbell) |     |                          |
| 6. DeMarie, John (152)                                    | C   | LSU                      |
| 7. House, Bill (177)                                      | DT  | Youngstown State         |
| 8. Dewrow, Bill (205)                                     | DB  | Southern Mississippi     |
| 9. Dowdy, Cecil (230)                                     | LB  | Alabama                  |
| 10. Copeland, James (255)                                 | G   | Virginia                 |
| 11. Sabatino, Bill (282)                                  | DE  | Colorado                 |
| 12. Fowler, Charles (308)                                 | OT  | Houston                  |
| 13. Andrews, Bill (333)                                   | LB  | Southeastern Louisiana   |
| 14. Rogers, Floyd (360)                                   | DT  | Clemson                  |
| 15. Williamson, Dennis (386)                              | DB  | Wisconsin-Whitewater St. |
| 16. Williams, Don (411)                                   | WR  | Akron                    |
| 17. Davis, Ben (439)                                      | HB  | Defiance                 |

## 1968 - NFL

|   |    |                       |
|---|----|-----------------------|
| 1. Upshaw, Marvin (21)  | DE | Trinity (Tex.)        |
| 2. Garlington, John (47)  | LB | LSU                   |
| 3a. Olszewski, Harry (64)   | G  | Clemson               |
| (from Pittsburgh for OT John Brown and Steelers 10th round choice)  |    |                       |
| 3b. Morrison, Reece (66)  | HB | Texas-San Marcos      |
| (from Washington along with QB Dick Shiner for QB Jim Ninowski)     |    |                       |
| 3c. (Browns' choice traded to Los Angeles for DB George Youngblood) |    |                       |
| 4. Meylan, Wayne (104)  | LB | Nebraska              |
| 5a. Wempe, Mike (131)   | OT | Missouri              |
| 5b. Jackson, Jackie (134)   | DB | Clemson               |
| (from Baltimore for P David Lee)                                    |    |                       |
| 6a. James, Nathan (152)   | DB | Florida A&M           |
| (from N.Y. Giants for LB Vince Costello)                            |    |                       |
| 6b. (Browns' choice traded to Philadelphia for TE Ron Duncan)       |    |                       |
| 7. Brady, Dale (186)  | HB | Memphis               |
| 8. Schoen, Tom (212)  | DB | Notre Dame            |
| 9. Porter, David (238)  | DT | Michigan              |
| 10a. Greer, James (255)   | DE | Stephen F. Austin     |
| (from Pittsburgh, see 3a.)  |    |                       |
| 10b. Mitchell, Alvin (267)  | DB | Morgan State          |
| 11. Alcorn, Jim (293)   | QB | Clarion State         |
| 12. Beutler, Tom (319)  | LB | Toledo                |
| 13. Sellers, Terry (348)  | DB | Georgia               |
| 14. Whipp, Edgar (374)  | FB | Jackson State         |
| 15. Baxter, Bob (400)   | FL | Memphis               |
| 16. Sievert, Dick (429)   | DE | Wisconsin-River Falls |
| 17. McDuffie, Wayne (455)   | C  | Florida State         |

## 1969 - NFL

|  |    |                      |
|--|----|----------------------|
| 1. Johnson, Ron (20)                                       | FB | Michigan             |
| 2. (Browns' choice traded to Washington for DE Ron Snidow) |    |                      |
| 3a. Jenkins, Al (55)                                       | G  | Tulsa                |
| (from Philadelphia for RB Larry Conjar)                    |    |                      |
| 3b. Glass, Charles "Chip" (72)                             | TE | Florida State        |
| 4. Summers, Fred (98)                                      | DB | Wake Forest          |
| 5. Hooker, Fair (124)                                      | FL | Arizona State        |
| 6a. Adams, Larry (145)                                     | DT | TCU                  |
| (from N.Y. Giants for QB Gary Lane)                        |    |                      |
| 6b. Righetti, Joe (150)                                    | DT | Waynesburg           |
| 7. Sumner, Walt (176)                                      | DB | Florida State        |
| 8. Reynolds, Chuck (202)                                   | C  | Tulsa                |
| 9. Kamzelski, Ron (228)                                    | DT | Minnesota            |
| 10. Shelly, Greg (254)                                     | G  | Virginia             |
| 11. Jones, Dave (280)                                      | FL | Kansas State         |
| 12. Davis, Dick (306)                                      | HB | Nebraska             |
| 13. Boutwell, Tom (332)                                    | QB | Southern Mississippi |
| 14. Smaha, Jiggy (358)                                     | DT | Georgia              |
| 15. Stevenson, Joel (384)                                  | TE | Georgia Tech         |
| 16. Lowe, James (410)                                      | FL | Tuskegee             |
| 17. Oliver, Bob (436)                                      | DE | Abilene Christian    |

## 1970 - NFL

|  |    |                 |
|--|----|-----------------|
| 1a. Phipps, Mike (3)                                 | QB | Purdue          |
| (from Miami for WR Paul Warfield)                    |    |                 |
| 1b. McKay, Bob (21)                                  | T  | Texas           |
| 2a. Jones, Joe (36)                                  | DE | Tennessee State |
| (from New Orleans for LB John Brewer)                |    |                 |
| 2b. Sherk, Jerry (47)                                | DT | Oklahoma State  |
| (Browns' choice traded to Dallas for QB Jerry Rhome) |    |                 |
| 4. Stevenson, Rickey (99)                            | B  | Arizona         |

|                             |       |                  |
|-----------------------------|-------|------------------|
| 5. Engel, Steve (125)       | HB    | Colorado         |
| 6. Cilek, Mike (151)        | QB    | Iowa             |
| 7. Wycinsky, Craig (177)    | G     | Michigan State   |
| 8. Davidson, Honester (203) | S     | Bowling Green    |
| 9. Brown, Geoff (229)       | LB    | Pittsburgh       |
| 10. Yanchar, Bill (255)     | DT    | Purdue           |
| 11. Benner, Gene (281)      | WR    | Maine            |
| 12. Sanders, Jerry (307)    | K     | Texas Tech       |
| 13. Roberts, Larry (333)    | HB    | Central Missouri |
| 14. Tharpe, Jim (359)       | LB    | Lincoln (Mo.)    |
| 15. Homoly, Guy (385)       | CB    | Illinois State   |
| 16. Redebaugh, John (411)   | TE/K  | Bemidji State    |
| 17. Tabb, Charles (437)     | TE/RB | McMurry          |

## 1971 - NFL

|   |    |                   |
|---|----|-------------------|
| 1. Scott, Clarence (14)                 | CB | Kansas State      |
| 2. Cornell, Robert "Bo" (40)            | HB | Washington        |
| 3a. Staroba, Paul (66)                  | WR | Michigan          |
| 3b. Hall, Charles (68)                  | LB | Houston           |
| (from Kansas City for DE Marvin Upshaw) |    |                   |
| 4. Pena, Robert "Bubba" (92)            | G  | Massachusetts     |
| 5. Brown, Stanley (118)                 | WR | Purdue            |
| 6a. Dieken, Doug (142)                  | T  | Illinois          |
| (from Chicago for WR Eppie Barney)      |    |                   |
| 6b. Dixon, Jay (144)                    | DE | Boston University |
| 7. Jacobs, Bob (170)                    | K  | Wyoming           |
| 8. Zelina, Larry (196)                  | HB | Ohio State        |
| 9. Levels, Wilmur (222)                 | S  | North Texas       |
| 10. Casteel, Steve (248)                | LB | Oklahoma          |
| 11. Slich, Mike (274)                   | G  | Northwestern      |
| 12. Blanchard, Felix "Tony" (300)       | TE | North Carolina    |
| 13. Jamula, Thad (326)                  | T  | Lehigh            |
| 14. Kingrea, Rick (352)                 | LB | Tulane            |
| 15. Green, William "Bill" (378)         | CB | Western Kentucky  |
| 16. Smith, David (404)                  | WR | Mississippi State |
| 17. Dilon, Leo (430)                    | C  | Dayton            |

## 1972 - NFL

|   |       |                        |
|---|-------|------------------------|
| 1. Darden, Tom (18)   | DB    | Michigan               |
| 2a. Brooks, Clifford (45)   | DB    | Tennessee State        |
| 2b. Sims, Lester (51)   | DE    | Alabama                |
| (from Miami for LB Bob Matheson)  |       |                        |
| 3. (Browns' choice traded to L.A. Rams with G Joe Taffoni for T Mitch Johnson and Minnesota's 5th round choice) |       |                        |
| 4. (Browns' choice traded to Kansas City along with Browns' 3rd round choice in 1973 for WR Frank Pitts)        |       |                        |
| 5a. Hunt, George (122)  | K     | Tennessee              |
| 5b. Kucera, Greg (128)  | HB    | Northern Colorado      |
| (from Los Angeles, see 3.)  |       |                        |
| 6. Forey, Leonard (149)   | G     | Texas A&M              |
| 7. Wesley, Don (174)  | OT    | Maryland Eastern Shore |
| 8. McKiniss, Hugh (201)   | HB    | Arizona State          |
| 9a. McKee, Larry (226)  | G     | Arizona                |
| 9b. Leafeur, Billy (230)  | WR/RB | Henderson (Ark.)       |
| (from Baltimore for LB Tom Beutler)   |       |                        |
| 10. Mosier, Herschell (253)   | DT    | Northwestern Oklahoma  |
| 11. Long, Mel (278)   | LB    | Toledo                 |
| 12. Chapman, Bernard (305)  | DB    | Texas-El Paso          |
| 13. Sipe, Brian (330)   | QB    | San Diego State        |
| 14. Stewart, Ed (357)   | G     | East Central (Okla.)   |
| 15. McCullar, Jewell (382)  | LB    | Chico State            |
| 16. Wakefield, Richard (409)  | WR    | Ohio State             |
| 17. Portz, William (434)  | DB    | Sterling (Ka.)         |

## 1973 - NFL

|   |    |                      |
|---|----|----------------------|
| 1a. Holden, Steve (16)  | WR | Arizona State        |
| (from N.Y. Giants along with 2nd round choice for DE Jack Gregory and CB Freddie Summers)                 |    |                      |
| 1b. Adams, Pete (22)  | G  | Southern California  |
| 2a. Pruitt, Greg (30)   | HB | Oklahoma             |
| (from New York with Giants, see 1a.)  |    |                      |
| 2b. Steinke, Jim (47)   | DB | Texas-San Marcos     |
| 3a. Crum, Bob (67)  | DE | Arizona              |
| (from Baltimore for C Fred Hoaglin)   |    |                      |
| 3b. (Browns' choice traded to Kansas City along with Browns' 4th round choice in 1972 for WR Frank Pitts) |    |                      |
| 4a. Dorris, Andy (93)   | LB | New Mexico State     |
| (from Baltimore for K George Hunt)  |    |                      |
| 4b. Mattingly, Randy (100)  | QB | Evansville           |
| 5. (Browns' choice traded to San Diego for DT George Wright)  |    |                      |
| 6. Green, Van (150)   | DB | Shaw (N.C.)          |
| 7. (Browns' choice traded to Miami for C Bob DeMarco)   |    |                      |
| 8. (Browns' choice traded to Detroit for DT Jerry Rush)   |    |                      |
| 9. Wester, Curtis (228)   | G  | Texas A&M - Commerce |

|                              |    |                    |
|------------------------------|----|--------------------|
| 10. Humphrey, Tom (256)      | T  | Abilene Christian  |
| 11. Barisich, Carl (281)     | DT | Princeton          |
| 12. Simmons, Stan (306)      | TE | Lewis and Clark    |
| 13. Romaniszyn, Jim (334)    | LB | Edinboro           |
| 14. Popelka, Robert (359)    | DB | Southern Methodist |
| 15. Sullivan, Dave (384)     | WR | Virginia           |
| 16. Greenfield, George (412) | HB | Murray State       |
| 17. McClowry, Robert (437)   | C  | Michigan State     |

**1974 - NFL**

|  |      |   |
|--|------|---|
| 1. (Browns' choice traded to San Diego along with Browns' 2nd round choice in 1975 for LB Bob Babich and Chargers' 4th round choice in 1975) |      |   |
| 2. Corbett, Billy (40)   | OT   | Johnson C. Smith                              |
| 3. (Browns' choice traded to Denver for QB Don Horn and a 6th round choice)  |      |   |
| 4. (Browns' choice traded to Oakland for WR Gloster Richardson)  |      |   |
| 5. Ilgenfriz, Mark (118)   | DE   | Vanderbilt                                    |
| 6a. Pritchett, Billy (146)   | FB   | West Texas A&M (choice acquired from Buffalo) |
| 6b. (Browns' choice traded to Denver, see 3.)  |      |   |
| 7a. Herrick, Bob (163)   | WR   | Purdue (from St. Louis for LB Andy Dorris)    |
| 7b. Sullivan, Gerry (171)  | C/OT | Illinois                                      |
| 8a. (Browns' choice traded to Washington with T Mitch Johnson for a 3rd round choice in 1973)  |      |   |
| 8b. Brown, Eddie (199)   | DB   | Tennessee (from Buffalo for LB Rick Kingrea)  |
| 9. Scott, Dan (224)  | G    | Ohio State                                    |
| 10a. Puestow, Mike (238)   | WR   | North Dakota State                            |
| 10b. (Browns' choice traded to Chicago for QB Randy Mattingly)   |      |   |
| 10c. (Browns' choice traded to Buffalo for TE Jan White)   |      |   |
| 11. Gooden, Tom (274)  | K    | Harding                                       |
| 12. McNeil, Ron (302)  | DE   | North Carolina Central                        |
| 13. Seifert, Mike (327)  | DE   | Wisconsin                                     |
| 14. Hunt, Bob (352)  | HB   | Heidelberg                                    |
| 15. Terrell, Ransom (380)  | LB   | Arizona                                       |
| 16. Anderson, Preston (407)  | DB   | Rice  |
| 17. Buchanan, Carlton (430)  | DT   | Southwestern Oklahoma St.                     |

**1975 - NFL**

|  |    |   |
|--|----|---|
| 1. Mitchell, Mack (5)  | DE | Houston   |
| 2. (Browns' choice traded to San Diego with Browns' 1st round choice in 1974 for LB Bob Babich and Chargers' 4th round choice in 1974) |    |   |
| 3. Roan, Oscar (57)  | TE | Southern Methodist                                  |
| 4a. Peters, Tony (82)  | DB | Oklahoma  |
| 4b. (Browns' choice with LB Bob Babich traded to New England for WR Reggie Rucker)   |    |   |
| 5a. Zimba, John (109)  | DE | Villanova   |
| 5b. Cope, Jim (119)  | LB | Ohio State (from Detroit for CB Ben Davis)          |
| 6a. (Browns' choice traded to San Diego for TE James Thaxton)  |    |   |
| 6b. Miller, Charles (150)  | DB | West Virginia (from Washington for WR Paul Staroba) |
| 6c. Hynosi, Henry (154)  | HB | Temple (from Oakland for WR Frank Pitts)            |
| 7. Wang, Merle (161)   | OT | TCU   |
| 8. Santini, Barry (186)  | TE | Purdue  |
| 9a. Poole, Larry (213)   | HB | Kent State  |
| 9b. Hogan, Floyd (215)   | DB | Arkansas (from Kansas City for DE Bob Briggs)       |
| 10. Lewis, Stan (238)  | DE | Wayne State (Neb.)                                  |
| 11. Marinelli, Tom (265)   | G  | Boston College                                      |
| 12. Ambrose, Dick (290)  | LB | Virginia  |
| 13. Armstead, Willie (317)   | WR | Utah  |
| 14. Barrett, Tim (342)   | HB | John Carroll  |
| 15. Moore, Willie (369)  | DT | Johnson C. Smith                                    |
| 16. McKay, John (394)  | WR | Southern California                                 |
| 17. Graf, Dave (421)   | LB | Penn State  |

**1976 - NFL**

|   |       |   |
|---|-------|---|
| 1. Pruitt, Mike (7)   | HB    | Purdue  |
| 2. (Browns' choice traded to Oakland for LB Gerald Irons and Raiders' 9th round choice) |       |   |
| 3. Logan, Dave (65)   | WR/TE | Colorado  |
| 4a. Swick, Gene (97)  | QB    | Toledo (from Philadelphia for CB Clifford Brooks) |
| 4b. St. Clair, Mike (99)  | DE    | Grambling   |
| 5. Sheppard, Henry (130)  | OT    | Southern Methodist                                |
| 6. (Browns' choice traded to Chicago for Glen Holloway)                                 |       |   |
| 7. Cassidy, Steve (189)   | DT    | LSU   |
| 8a. (Browns' choice traded to Buffalo for S Neal Craig)                                 |       |   |
| 9a. Reed, James (242)   | DB    | Mississippi                                       |
| 9b. Nagel, Craig (261)  | QB    | Purdue (from Oakland, see 2.)                     |
| 10. Kleber, Doug (271)  | OT    | Illinois  |

|   |    |                  |
|---|----|------------------|
| 11. Celek, Chuck (297)                                      | DE | Kent State       |
| 12. (Browns' choice traded to Houston for WR Willie Miller) |    |                  |
| 13. Murray, Brian (354)                                     | OT | Arizona          |
| 14. Smalzer, Joe (381)                                      | TE | Illinois         |
| 15. Philuyou, Luther (408)                                  | DB | Loyola Marymount |
| 16. Lorenzen, Chris (438)                                   | DT | Arizona State    |
| 17. Fleming, Tom (465)                                      | WR | Dartmouth        |

**1977 - NFL**

|   |    |   |
|---|----|---|
| 1. Jackson, Robert L. (17)  | LB | Texas A&M   |
| 2. Skladany, Tom (46)   | PK | Ohio State (rights later traded to Detroit for 3rd round choice in 1978 and a 7th round choice in 1979) |
| 3. (Browns' choice traded to Buffalo with 6th round choice for DT Earl Edwards) |    |   |
| 4a. Davis, Oliver (102)   | DB | Tennessee State   |
| 4b. Sims, Robert "Mickey" (110)   | DT | South Carolina State (from Chicago for QB Mike Phipps)  |
| 5. (Browns' choice traded to San Diego for DE Ron East)                         |    |   |
| 6. (Browns' choice traded to Buffalo, see 3.)                                   |    |   |
| 7a. Randle, Ken (173)   | WR | Southern California (from Atlanta for DE Ron East)  |
| 7b. Smith, Blane (184)  | TE | Purdue  |
| 7c. Lingenfelter, Bob (188)   | OT | Nebraska (from St. Louis for S Neal Craig)  |
| 8. Armstrong, Bill (213)  | DB | Wake Forest   |
| 9. Brown, Daryl (240)   | KR | Tufts   |
| 10. Burkett, Tom (269)  | T  | North Carolina  |
| 11. Nash, Charles (296)   | WR | Arizona   |
| 12. Tierney, Leo (325)  | C  | Georgia Tech  |

**1978 - NFL**

|  |      |  |
|--|------|--|
| 1a. Matthews, Clay (12)  | LB   | Southern California  |
| 1b. Newsome, Ozzie (23)  | WR   | Alabama (from Los Angeles with 4th round choice for 1st round choice obtained for QB Mike Phipps)                      |
| 2. Evans, Johnny (39)  | P/OB | North Carolina State   |
| 3a. Collins, Larry (67)  | HB   | Texas A&M - Kingsville (choice acquired from Detroit along with 7th round choice in 1979 for rights to P Tom Skladany) |
| 3b. Miller, Mark (68)  | QB   | Bowling Green  |
| 4a. (Browns' choice to Miami along with 7th round choice as compensation for signing WR Paul Warfield) |      |  |
| 4b. Pullara, Pete (103)  | G    | Chattanooga (from Los Angeles, see 1b.)  |
| 5. Wright, Keith (122)   | FL   | Memphis  |
| 6. Pitts, Al (149)   | C    | Michigan State   |
| 7. (Browns' choice to Miami, see 4a.)  |      |  |
| 8. Turnbull, Jesse (205)   | DT   | Tennessee  |
| 9. Kramer, Jon (234)   | OG   | Baylor   |
| 10. Watson, Brent (261)  | OT   | Tennessee  |
| 11. Gillard, Larry (290)   | DT   | Mississippi  |
| 12. Biedermann, Leo (317)  | OT   | California   |

**1979 - NFL**

|   |    |   |
|---|----|---|
| 1a. (Browns' choice traded to San Diego for 1st and 2nd round choices)                                      |    |   |
| 1b. Adams, Willis (20)  | WR | Houston (from San Diego, see 1a.)                         |
| 2a. Johnson, Lawrence (40)  | CB | Wisconsin   |
| 2b. Clapham, Sam (47)   | OT | Oklahoma (from San Diego, see 1a.)                        |
| 3. Ramey, James (70)  | DE | Kentucky  |
| 4. Miller, Matt (95)  | OT | Colorado  |
| 5a. (Browns' choice traded to Los Angeles along with TE Oscar Roan for Rams' 5th and 6th round picks)       |    |   |
| 5b. Dimler, Rich (124)  | DT | Southern California (from Los Angeles, see 5a.)           |
| 6a. Burrell, Clinton (151)  | DB | LSU   |
| 6b. Ronan, Jim (163)  | DT | Minnesota (from Los Angeles, see 5a.)                     |
| 7a. (Browns' choice traded to Oakland along with 12th round pick for Raiders' 7th and 9th round selections) |    |   |
| 7b. (Browns' choice traded to Philadelphia for RB Tom Sullivan)   |    |   |
| 7c. Risien, Cody (183)  | OT | Texas A&M (from Oakland, see 7a.)                         |
| 8. Perkov, Kent (204)   | DE | San Diego State   |
| 9a. McGee, Carl (234)   | LB | Duke  |
| 9b. Weathers, Curtis (241)  | TE | Mississippi (from Oakland, see 7a.)                       |
| 10. Smith, John (261)   | WR | Tennessee State   |
| 11. Poeschl, Randy (287)  | DE | Nebraska  |
| 12a. Methwin, Dewitt (315)  | C  | Tulane (choice acquired from Washington for DE Joe Jones) |
| 12b. (Browns' choice traded to Oakland, see 7a.)  |    |   |



**1980 - NFL**

- 1a. (Browns' 1st and 6th round choices traded to Los Angeles for Rams' 1st, 2nd, 4th and 5th round choices)  
 1b. White, Charles (27) ..... RB ..... Southern California (choice acquired from Los Angeles, see 1a.)  
 2a. (Browns' choice along with 5th round choice traded to Denver for DE Lyle Alzado)  
 2b. Crosby, Cleveland (54) ..... DE ..... Arizona (from Los Angeles, see 1a.)  
 3. Odom, Cliff (72) ..... LB ..... Texas-Arlington  
 4a. Crews, Ron (99) ..... DE ..... Nevada-Las Vegas  
 4b. McDonald, Paul (109) ..... QB ..... Southern California (from Los Angeles, see 1a.)  
 5a. Franks, Elvis (116) ..... DE ..... Morgan State (from Los Angeles, see 1a.)  
 5b. (Browns' choice traded to Oakland for G George Buehler)  
 5c. (Browns choice traded to Denver, see 2a.)  
 6a. (Browns' choice traded to San Diego for RB Rickey Anderson)  
 6b. (Browns choice traded to Los Angeles, see 1a.)  
 7. (Browns' choice traded to New York Giants for DE Jack Gregory)  
 8. Copeland, Jeff (209) ..... LB ..... Texas Tech  
 9. Dewart, Roy (236) ..... RB ..... Texas-Arlington  
 10. Fidel, Kevin (263) ..... C ..... San Diego State  
 11. Sales, Roland (294) ..... RB ..... Arkansas  
 12. Jackson, Marcus (321) ..... DT ..... Purdue

**1981 - NFL**

1. Dixon, Hanford (22) ..... CB ..... Southern Mississippi  
 2. (Browns' choice traded to Buffalo along with 3rd round choice in 1982 for G Joe DeLamielleure)  
 3. (Browns' choice traded to Denver along with 2nd and 5th round choices in 1980 for DE Lyle Alzado)  
 4a. Robinson, Mike (92) ..... DE ..... Arizona (choice acquired from Washington along with 5th and 10th round choice for S Tony Peters)  
 4b. (Browns' choice traded to San Diego for LB Don Goode)  
 5. Cox, Steve (134) ..... PIK ..... Arkansas  
 6. Simmons, Ron (160) ..... DT ..... Florida State  
 7. Johnson, Eddie (187) ..... LB ..... Louisville  
 8. (Browns' choice traded to New York Jets for DE Marshall Harris)  
 9. Schluessner, Randy (244) ..... G ..... Nebraska  
 10a. (Browns' choice traded along with another 10th round choice to Washington for 8th round choice in 1982)  
 10b. (Browns choice traded to Washington, see 10a.)  
 10c. Prater, Dean (271) ..... DT ..... Oklahoma State  
 11. Friday, Larry (298) ..... S ..... Mississippi State  
 12. McGill, Kevin (325) ..... T ..... Oregon

**1982 - NFL**

1. Banks, Chip (3) ..... LB ..... Southern California  
 2. Baldwin, Keith (31) ..... DE ..... Texas A&M  
 3. (Browns' choice traded to Buffalo with Browns' 2nd round choice in 1981 for G Joe DeLamielleure)  
 4. Walker, Dwight (87) ..... RB/WR ..... Nicholls State (La.)  
 5a. Baab, Mike (115) ..... C/G ..... Texas  
 5b. (Browns' choice traded to Dallas for LB Bruce Huther)  
 6a. Whitwell, Mike (162) ..... WR ..... Texas A&M (from Denver for LB Robert L. Jackson)  
 7. (Browns' choice traded to Buffalo for RB Terry Miller)  
 8a. Kafentzis, Mark (199) ..... S ..... Hawaii  
 8b. Heflin, Van (204) ..... TE ..... Vanderbilt (from Oakland for DE Lyle Alzado)  
 8c. Jackson, Bill (211) ..... S ..... North Carolina (from Washington for 10th round choice in 1981)  
 9. Baker, Milton (227) ..... TE ..... West Texas A&M  
 10. Floyd, Ricky (255) ..... RB ..... Southern Mississippi  
 11. Michuta, Steve (282) ..... QB ..... Grand Valley State  
 12. Nicolas, Scott (310) ..... LB ..... Miami (Fla.)

**1983 - NFL**

1. (Browns' choice traded to Buffalo along with Browns' 3rd round choice in 1984 and 5th round choice in 1985 for LB Tom Cousineau)  
 2. Brown, Ron (41) ..... WR ..... Arizona State  
 3. Camp, Reggie (68) ..... DE ..... California  
 4. (Browns' choice traded to San Diego for LB Don Goode)  
 5. Contz, Bill (122) ..... T ..... Penn State  
 6a. Stracka, Tim (145) ..... TE ..... Wisconsin (from Chicago for C Gerry Sullivan)  
 6b. Puzzioli, Dave (149) ..... NT ..... Pittsburgh  
 7a. Belk, Rocky (176) ..... WR ..... Miami (Fla.) (from Chicago for LB Bruce Huther)  
 7b. (Browns' choice traded to Philadelphia for DE Thomas Brown)

8. McCleam, Mike (209) ..... G/T ..... Temple  
 9. (Browns' choice traded to San Francisco for K Matt Bahr)  
 10. Hopkins, Thomas (262) ..... T ..... Alabama A&M  
 11a. Green, Boyce (288) ..... RB ..... Carson-Newman  
 11b. McAdoo, Howard (305) ..... LB ..... Michigan State (from L.A. Raiders for Greg Pruitt)  
 12. Farren, Paul (316) ..... C/T ..... Boston University

**1984 - NFL**

1. Rogers, Don (18) ..... S ..... UCLA  
 2a. Rockins, Chris (48) ..... S ..... Oklahoma State (from L.A. Rams for negotiating rights to WR Ron Brown)  
 2b. Davis, Bruce (50) ..... WR ..... Baylor  
 3. (Browns' choice traded to Buffalo along with Browns' 1st round choice in 1983 and 5th round choice in 1985 for LB Tom Cousineau)  
 4a. Bolden, Rickey (104) ..... TE ..... Southern Methodist (from Denver for WR Dave Logan)  
 4b. Brennan, Brian (104) ..... WR ..... Boston College  
 5. Piepkorn, Dave (131) ..... T ..... North Dakota State  
 6. Nugent, Terry (158) ..... QB ..... Colorado State  
 7. Dumont, Jim (190) ..... LB ..... Rutgers  
 8. (Browns' choice traded to N.Y. Jets for WR Bobby Jones)  
 9a. Jones, Don (228) ..... WR ..... Texas A&M (choice acquired from Philadelphia for LB Bill Cowher)  
 9b. (Browns' choice traded to Chicago along with Browns' 10th, 11th and 12th round choices in 1984 for Bears' three picks in 1984 supplemental draft of players under contract to another league)  
 10a. (Browns' choice traded to Chicago, see 9b.)  
 10b. Byner, Earnest (280) ..... RB ..... East Carolina (choice acquired from L.A. Raiders for G-T Henry Sheppard)  
 11. (Browns' choice traded to Chicago, see 9b.)  
 12. (Browns' choice traded to Chicago, see 9b.)

**1984 USFL Supplemental Draft**

- 1a. Mack, Kevin (11) ..... RB ..... Clemson (choice acquired from Chicago for Browns' 9th, 10th, 11th and 12th round choices in 1984 NFL Draft)  
 1b. Johnson, Mike (18) ..... LB ..... Virginia Tech  
 2a. McNeil, Gerald (44) ..... WR ..... Baylor (Choice acquired from Chicago, see 1a.)  
 2b. Robison, Tommy (50) ..... T ..... Texas A&M  
 3a. West, Doug (71) ..... LB ..... UCLA (choice acquired from Chicago, see 1a.)  
 3b. Bond, John (77) ..... QB ..... Mississippi State

**1985 - NFL**

1. (Browns' choice traded to Buffalo along with 1st round choice in 1986, 3rd round choice in 1985 and 6th round choice in 1986 for Buffalo's first pick in 1985 supplemental draft)  
 2. Allen, Greg (35) ..... RB ..... Florida State  
 3. (Browns' choice traded to Buffalo, see 1.)  
 4. (Browns' choice traded to Miami for WR Durriel Harris)  
 5. (Browns' choice traded to Buffalo along with Browns' 1st round choice in 1983 and 3rd round choice in 1984 for LB Tom Cousineau)  
 6. Krowicz, Mark (147) ..... G ..... Ohio State  
 7. Langhorne, Reggie (175) ..... WR ..... Elizabeth City State  
 8. Banks, Fred (203) ..... WR ..... Liberty  
 9. (Browns' choice traded to Philadelphia for DE Carl Hairston)  
 10. Williams, Larry (259) ..... G ..... Notre Dame  
 11. Tucker, Travis (287) ..... TE ..... S. Connecticut State  
 12. Swanson, Shane (315) ..... WR ..... Nebraska

**1985 NFL Supplemental Draft**

1. Kosar, Bernie (1) ..... QB ..... Miami (Fla.) (from Buffalo for 1st round choice in 1985 and 1986, 3rd round choice in 1985 and 6th round choice in 1986)

**1986 - NFL**

1. (Browns' choice traded to Buffalo along with 1st round choice in 1985 3rd round in 1985 and a 6th round choice in 1986 for Buffalo's first pick in 1985 supplemental draft)  
 2. Slaughter, Webster (43) ..... WR ..... San Diego State  
 3. (Browns' choice traded to Detroit for QB Gary Danielson)  
 4. (Browns' choice traded to L.A. Rams for WR Terry Greer)  
 5. Miller, Nick (127) ..... LB ..... Arkansas  
 6. (Browns' choice traded to Buffalo, see 1.)  
 7a. Meyer, Jim (167) ..... T ..... Illinois State  
 7b. Norseth, Mike (174) ..... QB ..... Kansas (from Kansas City for RB Boyce Green)  
 8. (Browns' choice traded to Philadelphia for LB Anthony Griggs)  
 9. Taylor, Danny (238) ..... DB ..... Texas-El Paso  
 10. Smith, Willie (265) ..... TE ..... Miami (Fla.)  
 11. Dausin, Randy (292) ..... G ..... Texas A&M  
 12. Simmons, King (319) ..... CB ..... Texas Tech

**1987 - NFL**

|  |           |                  |
|--|-----------|------------------|
| 1. Junkin, Mike (5).....   | LB.....   | Duke             |
| (from San Diego along with second round choice for Browns' first and second round choices and LB Chip Banks) |           |                  |
| 2. Rakoczy, Gregg (32).....  | OT/C..... | Miami (Fla.)     |
| (from San Diego, see round 1.)   |           |                  |
| 3a. Manoa, Tim (80).....   | FB.....   | Penn State       |
| 3b. Jaeger, Jeff (82).....   | K.....    | Washington       |
| (from L.A. Rams in exchange for Browns' 4th, 5th and 12th round picks)                                       |           |                  |
| 4. (Browns' choice to L.A. Rams, see 3b.)  |           |                  |
| 5. (Browns' choice to L.A. Rams, see 3b.)  |           |                  |
| 6. Braggs, Stephen (165).....  | DB.....   | Texas            |
| (Browns' choice to Green Bay for WR John Jefferson)  |           |                  |
| 8. Bullitt, Steve (220).....   | LB.....   | Texas A&M        |
| (Browns' choice to Indianapolis for QB Mike Pajel)   |           |                  |
| 10. Winters, Frank (276).....  | C.....    | Western Illinois |
| 11. Brewton, Larry (303).....  | DB.....   | Temple           |
| (Browns' choice to L.A. Rams, see 3b.)   |           |                  |

**1988 - NFL**

|  |         |                      |
|--|---------|----------------------|
| 1. Charlton, Clifford (21).....  | LB..... | Florida              |
| 2. Perry, Michael Dean (50).....   | DL..... | Clemson              |
| 3. Walters, Van (77).....  | LB..... | Indiana              |
| 4. Blaylock, Anthony (103).....  | CB..... | Winston-Salem State  |
| (Browns' choice traded to Phoenix for DE Al Baker)                                   |         |                      |
| (Browns' choice traded to Philadelphia along with CB D.D. Hoggard for DL Chris Pike) |         |                      |
| 7. Gash, Thane (188).....  | S.....  | East Tennessee State |
| 8. Birden, J.J. (216).....   | WR..... | Oregon               |
| 9. Copeland, Danny (244).....  | S.....  | Eastern Kentucky     |
| 10. Washington, Brian (272).....   | S.....  | Nebraska             |
| 11. Hawkins, Hendley (300).....  | WR..... | Nebraska             |
| 12. Slayden, Steve (328).....  | QB..... | Duke                 |

**1989 - NFL**

|  |         |                          |
|--|---------|--------------------------|
| 1. Metcalf, Eric (13).....   | RB..... | Texas                    |
| (from Denver for Browns' 1st, 2nd, 5th and 9th round choices)  |         |                          |
| 2. Tillman, Lawyer (31).....   | WR..... | Auburn                   |
| (from Green Bay along with 5th round choice for Browns' 3rd and 5th round choices, 1990 1st round choice and RB Herman Fontenot) |         |                          |
| (Browns' choice to Green Bay, see round 2.)  |         |                          |
| 4. Stewart, Andrew (107).....  | DE..... | Cincinnati               |
| 5a. Kramer, Kyle (114).....  | S.....  | Bowling Green            |
| (from Green Bay, see 2.)   |         |                          |
| 5b. Joines, Vernon (116).....  | WR..... | Maryland                 |
| (from Kansas City for LB Mike Junkin)  |         |                          |
| 6. Wilkerson, Gary (160).....  | CB..... | Penn State               |
| 7. Graybill, Mike (187).....   | OT..... | S.E. Missouri University |
| 8. Aeilts, Rick (214).....   | TE..... | S.E. Missouri State      |
| (Browns' selection traded to Denver, see round 1.)   |         |                          |
| 10. Buddenberg, John (274).....  | OT..... | Akron                    |
| 11. Plocki, Dan (301).....   | K.....  | Maryland                 |
| 12. Brown, Marlon (328).....   | LB..... | Memphis                  |

**1990 - NFL**

|  |         |                          |
|--|---------|--------------------------|
| 1. (Browns' choice traded to Green Bay along with 1989 2nd, 3rd and 5th round choices and RB Herman Fontenot for Packers' 1989 second and 5th round choices) |         |                          |
| 2. Hoard, Leroy (45).....  | RB..... | Michigan                 |
| 3. Pleasant, Anthony (73).....   | DE..... | Tennessee State          |
| 4. Barnett, Harlon (101).....  | S.....  | Michigan State           |
| 5. Burnett, Rob (129).....   | DE..... | Syracuse                 |
| 6. Hilliard, Randy (157).....  | CB..... | Northwestern State (La.) |
| 7a. Galbraith, Scott (178).....  | TE..... | Southern California      |
| 7b. (Browns' choice traded to San Diego for RB Barry Redden)   |         |                          |
| 8. Jones, Jock (212).....  | LB..... | Virginia Tech            |
| 9. Rowell, Eugene (240).....   | WR..... | Southern Mississippi     |
| 10. Wallace, Mike (268).....   | CB..... | Jackson State            |
| 11. Gordon, Clemente (296).....  | QB..... | Grambling                |
| 12. Simien, Kerry (323).....   | WR..... | Texas A&M - Kingsville   |

**1991 - NFL**

|   |         |                      |
|---|---------|----------------------|
| 1. Turner, Eric (2).....                                      | S.....  | UCLA                 |
| 2. King, Ed (29).....   | G.....  | Auburn               |
| 3. Jones, James (57).....                                     | DL..... | Northern Iowa        |
| 4. Sagapolutele, Pio (85).....                                | DL..... | San Diego State      |
| 5. (Browns' choice traded to Miami for 1990 7th round choice) |         |                      |
| 6. Jackson, Michael (141).....                                | WR..... | Southern Mississippi |
| (Browns' choice traded to Green Bay for RB Brent Fullwood)    |         |                      |
| 8. Conover, Frank (197).....                                  | DL..... | Syracuse             |
| 9a. Irvin, Ray (225).....                                     | CB..... | Central Florida      |
| 9b. Wiggins, Shawn (239).....                                 | WR..... | Wyoming              |
| (from Seattle for DL Bob Buczkowski)                          |         |                      |
| 10. Greenfield, Brian (252).....                              | P.....  | Pittsburgh           |

|                               |         |                      |
|-------------------------------|---------|----------------------|
| 11. Jones, Todd (280).....    | OL..... | Henderson State      |
| 12. Austin, Elijah (308)..... | DL..... | North Carolina State |

**1992 - NFL**

|  |         |                  |
|--|---------|------------------|
| 1. Vardell, Tommy (9).....   | RB..... | Stanford         |
| 2a. (Browns' choice traded to Dallas along with Browns' 5th round choice for Cowboys' 2nd, 3rd, 6th, 8th and 12th round choices) |         |                  |
| 2b. Rowe, Patrick (52).....  | WR..... | San Diego State  |
| (choice from Dallas, see 2a.)  |         |                  |
| 3a. Johnson, Bill (65).....  | DL..... | Michigan State   |
| 3b. Dixon, Gerald (78).....  | LB..... | South Carolina   |
| (choice from Dallas, see 2a.)  |         |                  |
| 4. (Browns' choice traded to Philadelphia for OL Ken Reeves)   |         |                  |
| 5. (Browns' choice to Dallas, see 2a.)   |         |                  |
| 6a. Smith, Rico (143).....   | WR..... | Colorado         |
| (choice from Tampa Bay for Browns' 6th and 8th round choices)  |         |                  |
| 6b. (Browns' choice to Tampa Bay, see 6a.)   |         |                  |
| 7. Jones, Selwyn (177).....  | DB..... | Colorado State   |
| 8a. (Browns' choice from Dallas to Tampa Bay, see 6a.)   |         |                  |
| 8b. (Browns' choice to New England for OL Freddie Childress)   |         |                  |
| 9. Hill, Tim (233).....  | DB..... | Kansas           |
| 10. Lowe, Michael (260).....   | DT..... | Baylor           |
| 11. Olobia, Augustin (289).....  | WR..... | Washington State |
| 12a. McCant, Keithen (316).....  | QB..... | Nebraska         |
| 12b. Simpson, Tim (329).....   | OL..... | Illinois         |
| (choice from Dallas, see 2a.)  |         |                  |

**1993 - NFL**

|   |          |                        |
|---|----------|------------------------|
| 1a. (Browns' choice traded to Denver for 1st and 3rd round choices) |          |                        |
| 1b. Everitt, Steve (14).....  | C/G..... | Michigan               |
| (from Denver, see 1a.)  |          |                        |
| 2. Footman, Dan (42).....   | DE.....  | Florida State          |
| 3a. (Browns' choice traded to Detroit for DT Jerry Ball)            |          |                        |
| 3b. Caldwell, Mike (83).....  | LB.....  | Middle Tennessee State |
| (from Denver, see 1a.)  |          |                        |
| 4. (Browns' choice traded to Chicago for C Jay Hilgenberg)          |          |                        |
| 5. Arvie, Herman (124).....   | OT.....  | Grambling              |
| 6. McKenzie, Rich (153).....  | LB.....  | Penn State             |
| 7. Hill, Travis (180).....  | WR.....  | Nebraska               |
| 8. (Browns choice traded to the L.A. Rams for LB Frank Stams)       |          |                        |

**1994 - NFL**

|   |         |            |
|---|---------|------------|
| 1a. Langham, Antonio (9).....   | CB..... | Alabama    |
| 1b. Alexander, Derrick (29).....  | WR..... | Michigan   |
| (from Philadelphia in exchange for the Browns' 2nd round choice and a 2nd round choice in the 1995 draft) |         |            |
| 2. (Browns' choice to Philadelphia, see 1b.)  |         |            |
| 3. Bandison, Romeo (75).....  | DT..... | Oregon     |
| 4. (Browns' choice traded to Miami for OL Gene Williams)  |         |            |
| 5. Booth, Issac (141).....  | DB..... | California |
| 6. Strait, Robert (171).....  | FB..... | Baylor     |
| 7. Hewitt, Hamza (203).....   | OT..... | Clemson    |

**1995 - NFL**

|   |         |              |
|---|---------|--------------|
| 1a. (Browns' choice to San Francisco for 49ers' 1st, 3rd and 4th round choices and 1996 1st round pick) |         |              |
| 1b. Powell, Craig (30).....   | LB..... | Ohio State   |
| (from San Francisco, see 1a.)   |         |              |
| 2. (Browns' choice to Philadelphia along with 1994 2nd round choice for Eagles' 1994 1st round choice)  |         |              |
| 3a. Zeier, Eric (84).....   | QB..... | Georgia      |
| 3b. Frederick, Mike (94).....   | DE..... | Virginia     |
| (from San Francisco, see 1a.)   |         |              |
| 4a. (Browns' choice traded to Jacksonville for 1995 5th round choice and 1996 6th round choice)         |         |              |
| 4b. (Browns' choice traded to Philadelphia for 5th round choice and 1996 5th round choice)              |         |              |
| 5a. Pupua, Tau (136).....   | DT..... | Weber State  |
| (from Jacksonville, see 4a.)  |         |              |
| 5b. Miller, Mike (147).....   | WR..... | Notre Dame   |
| (from Philadelphia, see 4b.)  |         |              |
| 6. (Browns' choice traded to San Diego for CB Donald Frank)   |         |              |
| 7. Tellison, A.C. (231).....  | WR..... | Miami (Fla.) |
| (from New England for the Browns' 1995 7th round choice)  |         |              |

**1999 - NFL**

|   |         |                     |
|---|---------|---------------------|
| 1. Couch, Tim (1).....  | QB..... | Kentucky            |
| 2a. Johnson, Kevin (32).....  | WR..... | Syracuse            |
| 2b. Abdullah, Rahim (45).....   | LB..... | Clemson             |
| 3a. McCutcheon, Daylon (62).....  | DB..... | Southern California |
| 3b. Smith, Marquis (76).....  | DB..... | California          |
| 4a. (Browns' choice traded to San Francisco along with a 5th round choice for QB Ty Detmer and the 49ers' 4th round choice) |         |                     |
| 4b. (Browns choice traded to San Francisco for FB Marc Edwards)   |         |                     |
| 4c. Rainer, Wali (124).....   | LB..... | Virginia            |

(choice from San Francisco, see 4a.)

- 5a. (Browns' choice traded to San Francisco, see 4a.)  
 5b. Chiaverini, Darrin (148).....WR.....Colorado  
 6a. (Browns' choice traded to Seattle for two 6th round choices)  
 6b. Spriggs, Marcus (174).....DT.....Troy  
 (from Chicago for a 6th round and two 7th round choices)  
 6c. Ogle, Kendall (187).....LB.....Maryland  
 (from Seattle, see 6a.)  
 6d. Dearth, James (191).....TE.....Tarleton State  
 (from Seattle, see 6a.)  
 7a. Hill, Madre (207).....RB.....Arkansas  
 7b. (Browns' choice traded to Chicago, see 6b.)  
 7c. (Browns' choice traded to Chicago, see 6b.)

### 2000 - NFL

1. Brown, Courtney (1).....DE.....Penn State  
 2. Northcutt, Dennis (32).....WR.....Arizona  
 3a. Prentice, Travis (63).....RB.....Miami (Ohio)  
 3b. Dawson, JaJuan (79).....WR.....Tulane  
 4a. Sanders, Lewis (95).....CB.....Maryland  
 4b. Shea, Aaron (110).....TE.....Michigan  
 5a. Malbrough, Anthony (130).....DB.....Texas Tech  
 5b. Chapman, Lamar (146).....DB.....Kansas State  
 6a. Wynn, Sperguson (183).....QB.....Texas-San Marcos  
 6b. Bedell, Brad (206).....OL.....Colorado  
 7a. Savea, Manuia (207).....OL.....Arizona  
 7b. Chandler, Eric (209).....DL.....Jackson State  
 (from Chicago along with 7th round choice for three 7th round choices)  
 7c. (Browns' choice traded to Chicago, see 7b.)  
 7d. Barnes, Rashidi (225).....S.....Colorado  
 (choice from Chicago, see 7b.)  
 7f. (Browns' choice traded to Chicago, see 7b.)  
 7g. (Browns' choice traded to Chicago, see 7b.)

### 2001 - NFL

1. Warren, Gerard (3).....DT.....Florida  
 2. Morgan, Quincy (33).....WR.....Kansas State  
 3. Jackson, James (65).....RB.....Miami (Fla.)  
 4. Henry, Anthony (97).....DB.....South Florida  
 5. Pharms, Jeremiah (134).....LB.....Washington  
 6. Jameson, Michael (165).....DB.....Texas A&M  
 7a. Zukauskas, Paul (203).....OL.....Boston College  
 7b. King, Andre (245).....WR.....Miami (Fla.)  
 (compensatory selection)

### 2002 - NFL

1. Green, William (16).....RB.....Boston College  
 2. Davis, Andre (47).....WR.....Virginia Tech  
 3. Fowler, Melvin (76).....OL.....Maryland  
 4a. Bentley, Kevin (101).....LB.....Northwestern  
 4b. Taylor, Ben (111).....LB.....Virginia Tech  
 4c. Sanders, Darnell (122).....TE.....Ohio State  
 5. Davis, Andra (141).....LB.....Florida  
 7. Gonzalez, Joaquin (227).....OL.....Miami (Fla.)

### 2003 - NFL

1. Faine, Jeff (21).....C.....Notre Dame  
 2. Thompson, Chaun (52).....LB.....West Texas A&M  
 3. Crocker, Chris (84).....DB.....Marshall  
 4. Suggs, Lee, Jr. (115).....RB.....Virginia Tech  
 5a. Pontbriand, Ryan (142).....LS.....Rice  
 (from Minnesota for DL Stalin Colinet)  
 5b. Lehan, Michael (152).....DB.....Minnesota  
 6. Garay, Antonio (195).....DE.....Boston College

### 2004 - NFL

- 1a. Kellen Winslow (6).....TE.....Miami (Fla.)  
 (from Detroit along with 2nd round choice for Lions' 1st round choice)  
 1b. (Browns' choice traded to Detroit, see 1a.)  
 2a. (Browns' choice traded to Detroit, see 1a.)  
 2b. Jones, Sean (59).....S.....Georgia  
 (from Indianapolis along with 3rd, 5th and 6th round choices for Colts' 2nd and 5th round choices)  
 3. (Browns' choice traded to Indianapolis, see 2b.)  
 4. McCown, Luke (106).....QB.....Louisiana Tech  
 5a. (Browns' choice traded to Indianapolis, see 2b.)  
 5b. Gordon, Amon (161).....DL.....Stanford  
 (from Indianapolis, see 2b.)  
 6a. (Browns' choice traded to Indianapolis, see 2b.)  
 6b. Chambers, Kirk (176).....OL.....Stanford  
 (from Buffalo for TE Mark Campbell)  
 7. Echemandu, Adimchinobe (208).....RB.....California

### 2005 - NFL

1. Edwards, Braylon (3).....WR.....Michigan  
 2. Pool, Brodney (34).....DB.....Oklahoma  
 3. Frye, Charlie (67).....QB.....Akron  
 4. Perkins, Antonio (103).....DB.....Oklahoma  
 5. McMillan, David (139).....DE/LB.....Kansas  
 6a. Speegle, Nick (176).....LB.....New Mexico  
 6b. Hoffman, Andrew (203).....DL.....Virginia  
 (from Tampa Bay for QB Luke McCown)  
 7. Dunn, Jonathan (217).....OL.....Virginia Tech

### 2006 - NFL

1. Wimbley, Kameron (13).....LB.....Florida State  
 2. Jackson, D'Owells (34).....LB.....Maryland  
 3. Wilson, Travis (78).....WR.....Oklahoma  
 4a. Williams, Leon (110).....LB.....Miami (Fla.)  
 4b. Sowell, Isaac (112).....OL.....Indiana  
 5a. Harrison, Jerome (145).....RB.....Washington State  
 5b. Minter, Demario (152).....DB.....Georgia  
 6a. Vickers, Lawrence (180).....FB.....Colorado  
 6b. Oshinowo, Babatunde (181).....DT.....Stanford  
 7. Hamilton, Justin (222).....S.....Virginia Tech

### 2007 - NFL

- 1a. Thomas, Joe (3).....OT.....Wisconsin  
 1b. Quinn, Brady (22).....QB.....Notre Dame  
 (from Dallas for Browns 2nd round choice and 2008 1st round choice)  
 2a. (Browns' choice traded to Dallas, see 1b.)  
 2b. Wright, Eric (53).....DB.....Nevada-Las Vegas  
 (from Dallas along with 6th round choice for the Browns 3rd, 4th and 6th round choices)  
 3. (Browns' choice traded to Dallas, see 2b.)  
 4. (Browns' choice traded to Dallas, see 2b.)  
 5. McDonald, Brandon (140).....DB.....Memphis  
 6a. (Browns' choice traded to Dallas, see 2b.)  
 6b. Purcell, Mellia (200).....DL.....Hawaii  
 (from Dallas along with a 7th round choice for Browns' 6th round choice)  
 7a. Pittman, Chase (213).....DL.....LSU  
 7b. Steploe, Syndric (234).....WR.....Arizona  
 (from Dallas, see 6b.)

### 2008 - NFL

1. (Browns' choice along with 2007 2nd round choice traded to Dallas for QB Brady Quinn)  
 2. (Browns' choice traded to Green Bay for DE Corey Williams)  
 3. (Browns' choice traded to Detroit for DL Shaun Rogers)  
 4a. Bell, Beau (104).....LB.....Nevada-Las Vegas  
 4b. Rucker, Martin (111).....TE.....Missouri  
 (from Dallas for Browns' 2009 3rd round choice)  
 5. (choice traded to Dallas along with 2008 fourth round pick to move up in the fourth round to select LB Beau Bell)  
 6a. Rubin, Ahtyba (190).....DT.....Iowa State  
 6b. Hubbard, Paul (191).....WR.....Wisconsin  
 (from Philadelphia for Browns' 2009 5th round choice)  
 7. Hall, Alex (231).....LB.....St. Augustine's

### 2009 - NFL

- 1a. (Browns' choice traded to N.Y. for Jets' 1st and 2nd round choices and DE Kenyon Coleman, DB Abram Elam and QB Brett Ratliff)  
 1b. (Browns' choice traded to Tampa Bay for 1st and 6th round choices)  
 1c. (Browns' choice traded to Philadelphia for 1st and 6th round choices)  
 1d. Mack, Alex (21).....C.....California  
 (from Philadelphia, see 1c.)  
 2a. Robiskie, Brian (36).....WR.....Ohio State  
 2b. Massaquoi, Mohamed (50).....WR.....Georgia  
 (from Tampa Bay along with 2010 5th round selection for TE Kellen Winslow)  
 2c. Veikune, David (52).....DE.....Hawaii  
 (from New York Jets, see 1a.)  
 4. Maiava, Kaluka (104).....LB.....Southern California  
 5. (Browns' choice traded to Philadelphia for 2008 6th round selection)  
 6a. Carey, Don (177).....DB.....Norfolk State  
 6b. Francies, Coye (191).....DB.....San Jose State  
 (from Tampa Bay, see 1b.)  
 6c. Davis, James (195).....RB.....Clemson  
 (from Philadelphia, see 1c.)  
 7. (Browns' choice traded to Miami for DB Travis Daniels)

### 2010 - NFL

1. Haden, Joe (7).....DB.....Florida  
 2a. Ward, T.J. (38).....DB.....Oregon  
 2b. Hardesty, Montario (59).....RB.....Tennessee  
 (from Philadelphia for Browns' 3rd and two 5th round choices)

- 3a. (Browns' choice traded to Philadelphia, see 2b.)  
 3b. McCoy, Colt (85) ..... QB ..... Texas  
 (from Oakland for LB Kamerion Wimbley)  
 3c. Lauva, Shawn (92) ..... OL ..... Arizona State  
 (from N.Y. Jets along with 5th round selection, WR Chansi Stuckey and LB Jason Trusnik for WR Bryan Edwards)  
 4. (Browns' choice traded to Philadelphia along with LB Alex Hall and 5th round choice for LB Chris Gocong and DB Sheldon Brown)  
 5a. (Browns' choice traded to Philadelphia, see above 4.)  
 5b. (Browns' choice traded to Philadelphia, see 2b.)  
 5c. Asante, Larry (160) ..... DB ..... Nebraska  
 (from N.Y. Jets, see above 3c.)  
 6a. Mitchell, Carlton (177) ..... WR ..... South Florida  
 6b. Geathers, Cliff (186) ..... DL ..... South Carolina  
 (from Carolina for DL Louis Leonard)  
 7. (Browns' choice traded to Detroit along with DL Corey Williams for 5th round selection, see above 2b.)

**2011 - NFL**

- 1a. (Browns' choice traded to Atlanta for Falcons' 1st, 2nd and 4th round choices and 2012 1st and 4th round choices)  
 1b. Taylor, Phil (21) ..... DL ..... Baylor  
 (from Kansas City for Browns' 1st and 3rd round choices)  
 2a. Sheard, Jabaal (37) ..... DL ..... Pittsburgh  
 2b. Little, Greg (59) ..... WR ..... North Carolina  
 (from Atlanta, see 1a.)  
 3. (Browns' choice traded to Kansas City, see above 1b.)  
 4a. Cameron, Jordan (102) ..... TE ..... Southern California  
 4b. Marecic, Owen (124) ..... FB ..... Stanford  
 (from Atlanta, see 1a.)  
 5a. Skrine, Buster (137) ..... DB ..... Chattanooga  
 5b. Pinkston, Jason (150) ..... OL ..... Pittsburgh  
 (from N.Y. Giants for two 6th round choices)  
 6a. (Browns' choice traded to N.Y. Giants, see 5b.)  
 6b. (Browns' choice traded to N.Y. Giants, see 5b.)  
 7a. (Browns' choice traded to Seattle for QB Seneca Wallace)  
 7b. Hagg, Eric (248) ..... DB ..... Nebraska  
 (compensatory choice)

**2012 - NFL**

- 1a. Richardson, Trent (3) ..... RB ..... Alabama  
 (from Minnesota for Browns' 1st, 4th, 5th and 7th round choices)  
 1b. (Browns' choice traded to Minnesota, see 1a.)  
 1c. Weeden, Brandon (22) ..... QB ..... Oklahoma State  
 (from Atlanta along with 4th round choice and Falcons' 2010 1st, 2nd and 4th round choices for Browns' 2011 1st round choice)  
 2. Schwartz, Mitchell (37) ..... OL ..... California  
 3a. (Browns' choice traded to Denver for 3rd and 4th round choices)  
 3b. Hughes, John (87) ..... DL ..... Cincinnati  
 (from Denver, see 3a.)  
 4a. Benjamin, Travis (100) ..... WR ..... Miami (Fla.)  
 4b. (Browns' choice traded to Minnesota, see 1a.)  
 4c. Johnson, James-Michael (120) ..... LB ..... Nevada  
 (from Denver, see 3a.)  
 5a. (Browns' choice traded to Minnesota, see 1a.)  
 5b. Miller, Ryan (160) ..... OL ..... Colorado  
 6a. (Browns' choice traded to Minnesota for DL Jayme Mitchell)  
 6b. Acho, Emmanuel (204) ..... LB ..... Texas  
 (compensatory choice)  
 6c. Winn, Billy (205) ..... DT ..... Boise State  
 (compensatory choice)  
 7a. (Browns' choice traded to Minnesota, see 1a.)  
 7b. Wade, Trevin (245) ..... DB ..... Arizona  
 (compensatory choice)  
 7c. Smelley, Brad (247) ..... FB ..... Alabama  
 (compensatory choice)

**2012 NFL Supplemental Draft**

2. Gordon, Josh (34) ..... WR ..... Baylor

**2013 - NFL**

1. Mingo, Barkevious (6) ..... LB ..... LSU  
 2. (Browns' choice exercised during 2012 Supplemental Draft)  
 3. McFadden, Leon (68) ..... DB ..... San Diego State  
 4. (Browns' choice traded to Pittsburgh for 2014 3rd round choice)  
 (from Miami with WR Davone Bess and 7th round choice for Browns' 4th and 5th round choices)  
 5a. (Browns' choice traded to Indianapolis for 2014 4th round choice)  
 5b. (Browns' choice traded to Miami, see 4.)  
 6. Slaughter, Jamaris (175) ..... DB ..... Notre Dame  
 7a. Bryant, Armony (217) ..... DL ..... East Central (Okla.)  
 (from Miami, see 4.)  
 7b. Gilkey, Garrett (227) ..... OL ..... Chadron State  
 (from San Francisco with 5th round choice for QB Colt McCoy and 6th round choice)

**2014 - NFL**

- 1a. (Browns' choice traded to Buffalo for 2014 1st round choice and 2015 1st and 4th round choices)

- 1b. Gilbert, Justin (8) ..... DB ..... Oklahoma State  
 (from Minnesota for Browns' 1st and 5th round choices)  
 1c. (Browns' choice traded to Minnesota, see 1b.)  
 1d. Manziel, Johnny (22) ..... QB ..... Texas A&M  
 (from Philadelphia for Browns' 1st and 3rd round choices)  
 1e. (Browns' choice traded to Philadelphia, see 1d.)  
 (from Indianapolis for RB Trent Richardson)  
 2. Bitonio, Joel (35) ..... OL ..... Nevada  
 3a. Kirksey, Chris (71) ..... LB ..... Iowa  
 3b. (Browns' choice traded to Philadelphia, see 1d.)  
 (from Pittsburgh for Browns' 2013 4th round choice)  
 3c. West, Terrance (94) ..... RB ..... Towson  
 (from San Francisco for Browns' 4th and 6th round choices)  
 4a. (Browns' choice traded to San Francisco, see 3c.)  
 4b. Desir, Pierre (127) ..... DB ..... Lindenwood  
 (from Indianapolis for Browns' 2013 5th round choice)  
 5. (Browns' choice traded to Minnesota, see 1b.)  
 6. (Browns' choice traded to San Francisco, see 3c.)  
 7. (Browns' choice traded to Baltimore for 2015 6th round choice)

**2015 - NFL**

- 1a. Shelton, Danny (12) ..... DL ..... Washington  
 1b. Erving, Cameron (19) ..... OL ..... Florida State  
 (from Buffalo, see 2014 1a.)  
 2a. (Browns' choice traded to Houston with 7th round choice for 2nd, 4th and 6th round choices)  
 2b. Orchard, Nate (51) ..... LB ..... Utah  
 (from Houston, see 2a.)  
 3a. Johnson, Duke (77) ..... RB ..... Miami (Fla.)  
 3b. Cooper, Xavier (96) ..... DL ..... Washington State  
 (from New England with 7th round choice for Browns 4th, 5th and 6th round choices)  
 4a. (Browns' choice traded to New England, see 3b.)  
 4b. Ibraheim Campbell (115) ..... DB ..... Northwestern  
 4c. (Browns' choice traded to Arizona for 4th, 6th and 7th round choices)  
 4d. Mayle, Vince (123) ..... WR ..... Washington State  
 (from Arizona, see 4c.)  
 6a. Gaines, Charles (189) ..... DB ..... Louisville  
 6b. Johnson, Malcolm (195) ..... FB ..... Mississippi State  
 (from Houston, see 2a.)  
 6c. Telfer, Randall (198) ..... TE ..... Southern California  
 (from Arizona, see 4c.)  
 7a. Pullard, Hayes (219) ..... LB ..... Southern California  
 (from New England, see 3b.)  
 7b. Ekpre-Okolue, Ifo (241) ..... DB ..... Oregon  
 (from Arizona, see 4c.)

**2016 - NFL**

- 1a. (Browns' choice and 2017 4th round choice traded to Philadelphia for 2016 1st, 3rd and 4th round choices and 2017 1st and 2018 2nd round choices)  
 1b. (Browns' choice and 6th round choice traded to Tennessee for 2016 1st and 3rd round choices and 2017 2nd round choice)  
 1c. Coleman, Correy (15) ..... WR ..... Baylor  
 (from Tennessee, see 1b.)  
 2. Ogbah, Emmanuel (32) ..... LB ..... Oklahoma State  
 3a. Nassib, Carl (65) ..... DL ..... Penn State  
 3b. Coleman, Shon (76) ..... OL ..... Auburn  
 (from Tennessee, see 1b.)  
 3c. (Browns' choice and 4th round choice traded to Carolina for 3rd, 4th and 5th round choices)  
 3d. Kessler, Cody (93) ..... QB ..... Southern California  
 (from Carolina, see 3c.)  
 4a. Schobert, Joe (99) ..... LB ..... Wisconsin  
 4b. (Browns' choice traded to Oakland for 4th and 5th round choices)  
 4c. Louis, Ricardo (114) ..... WR ..... Auburn  
 (from Oakland, see 4b.)  
 4d. Kindred, Derrick (129) ..... DB ..... Texas Christian  
 (from Carolina, see 3c.)  
 4e. DeValue, Seth (138) ..... TE ..... Stanford  
 (compensatory choice)  
 5a. (Browns' choice traded to Carolina, see 3c.)  
 5b. Payton, Jordan (154) ..... WR ..... UCLA  
 (from Carolina, see 3c.)  
 5c. Drango, Spencer (168) ..... OL ..... Baylor  
 (from Oakland, see 4b.)  
 5d. Higgins, Rashard (172) ..... WR ..... Colorado State  
 (compensatory choice)  
 5e. Caldwell, Trey ..... DB ..... Louisiana-Monroe  
 (compensatory choice)  
 6. (Browns' choice traded to Tennessee, see 1b.)  
 7a. (Browns' choice traded to Miami for 7th round choice and DB Jamar Taylor)  
 7b. Wright III, Scooby ..... LB ..... Arizona  
 (from Miami, see 7a.)

## DRAFT CHOICES BY COLLEGE (UPDATED THROUGH 2016 DRAFT)

|                             |                            |                              |                              |                              |
|-----------------------------|----------------------------|------------------------------|------------------------------|------------------------------|
| Abilene Christian.....2     | Edinboro.....1             | Maine.....2                  | Pacific.....7                | Texas-El Paso.....3          |
| Adams State.....1           | Elizabeth City State.....2 | Marshall.....3               | Pennsylvania.....2           | Texas-San Marcos.....3       |
| Akron.....3                 | Evansville.....1           | Maryland.....14              | Penn State.....10            | Texas Tech.....5             |
| Alabama.....10              | Florida.....10             | Md. Eastern Shore.....2      | Pittsburgh.....14            | Toledo.....8                 |
| Alabama A&M.....1           | Florida A&M.....1          | Massachusetts.....3          | Princeton.....2              | Towson.....1                 |
| Arizona.....15              | Florida State.....14       | McMurry.....1                | Purdue.....22                | Trinity.....1                |
| Arizona State.....6         | Fresno State.....2         | Memphis.....7                | Rice.....8                   | Troy.....1                   |
| Arkansas.....8              | Georgetown Coll. (Ky.)...1 | Miami (Fla.).....13          | Rutgers.....1                | Tufts.....1                  |
| Army.....1                  | Georgia.....11             | Miami (Ohio).....8           | St. Augustine's.....1        | Tulane.....8                 |
| Auburn.....68               | Georgia Tech.....5         | Michigan.....17              | St. Mary's.....1             | Tulsa.....4                  |
| Austin.....1                | Grambling.....9            | Michigan State.....20        | Sam Houston State.....1      | Tuskegee.....1               |
| Baldwin-Wallace.....1       | Grand Valley State.....1   | Middle Tennessee St.....1    | San Diego State.....7        | UCLA.....7                   |
| Ball State.....1            | Hampden-Sydney.....1       | Minnesota.....7              | San Francisco.....1          | Utah.....4                   |
| Baylor.....20               | Harding.....1              | Mississippi.....12           | San Jose State.....4         | Utah State.....1             |
| Bemidji State.....1         | Hardin-Simmons.....2       | Mississippi State.....8      | Santa Barbara.....1          | Vanderbilt.....5             |
| Bluffton.....1              | Hawaii.....3               | Missouri.....6               | Santa Clara.....3            | Villanova.....4              |
| Boise State.....1           | Heidelberg.....1           | Missouri Valley.....1        | Shaw.....2                   | Virginia.....9               |
| Boston College.....9        | Henderson State.....1      | Morehead State.....1         | South Carolina.....5         | Virginia Military.....2      |
| Boston University.....5     | Houston.....6              | Morgan State.....3           | South Carolina State.....1   | Virginia Tech.....8          |
| Bowling Green.....10        | Idaho.....2                | Muhlenberg.....1             | South Florida.....2          | Wake Forest.....6            |
| Brown.....1                 | Illinois.....14            | Murray State.....2           | Southeast Missouri St.....1  | Washington.....5             |
| California.....9            | Illinois State.....2       | Nebraska.....16              | Southeastern Louisiana.....2 | Washington State.....7       |
| California State (Pa.)....1 | Indiana.....7              | Nevada.....2                 | Southern.....3               | Washington (St. Louis).....1 |
| Capital.....1               | Iowa.....8                 | Nevada-Las Vegas.....3       | Southern California.....20   | Washington & Lee.....1       |
| Carson-Newman.....1         | Iowa State.....5           | New Mexico.....2             | Southern Con. State.....1    | Wayne State.....1            |
| Central Florida.....1       | Iowa State Teacher's.....1 | New Mexico State.....2       | Southern Methodist.....10    | Waynesburg.....1             |
| Central Michigan.....1      | Jackson State.....3        | Nicholls State.....1         | Southern Mississippi.....7   | Weber State.....1            |
| Central Missouri.....1      | John Carroll.....4         | Norfolk State.....1          | Southwestern Okla. St.....1  | West Alabama.....1           |
| Chadron State.....1         | Johnson C. Smith.....2     | North Carolina.....8         | Stanford.....10              | West Texas A&M.....3         |
| Chattanooga.....3           | Kansas.....9               | North Carolina Central.....3 | Stephen F. Austin.....1      | West Virginia.....5          |
| Chico State.....1           | Kansas State.....6         | North Carolina State.....5   | Sterling.....1               | Western Kentucky.....2       |
| Cincinnati.....2            | Kent State.....5           | North Dakota State.....2     | Superior State.....1         | Western Illinois.....2       |
| Clarion.....1               | Kentucky.....7             | North Texas.....4            | Syracuse.....12              | Western Michigan.....2       |
| Clemson.....9               | Langston (Okla.).....1     | Northern Colorado.....1      | Tampa.....1                  | Western Reserve.....1        |
| Colorado.....15             | Lehigh.....2               | Northern Iowa.....1          | Tarleton State.....1         | Wichita.....1                |
| Colorado State.....3        | Lenoir-Rhyne.....1         | Northern Michigan.....1      | Temple.....5                 | William & Mary.....2         |
| Dartmouth.....1             | Lewis & Clark.....1        | Northwestern.....6           | Tennessee.....12             | Winston-Salem State.....1    |
| Dayton.....3                | Liberty.....1              | Northwestern Okla.....1      | Tennessee-Martin.....1       | Wisconsin.....10             |
| Defiance.....1              | Lincoln (Mo.).....1        | Northwestern State.....4     | Tennessee State.....5        | Wisconsin-La Crosse.....2    |
| Denver.....1                | Lindenwood.....1           | Notre Dame.....14            | Tennessee Tech.....1         | Wisconsin-River Falls.....1  |
| Detroit Mercy.....2         | Los Angeles State.....1    | Ohio.....2                   | Texas.....12                 | Wisconsin-Whitewater.....1   |
| Duke.....11                 | Louisiana Monroe.....1     | Ohio State.....33            | Texas-Arlington.....2        | Wittenberg.....1             |
| East Carolina.....2         | Louisiana State.....9      | Oklahoma.....13              | Texas A&M.....13             | Wyoming.....3                |
| East Central (Okla.).....2  | Louisiana Tech.....2       | Oklahoma State.....8         | Texas A&M Kingsville.....2   | Xavier.....6                 |
| East Tennessee St.....1     | Louisville.....3           | Oregon.....6                 | Texas A&M Comm.....1         | Youngstown State.....1       |
| Eastern Kentucky.....2      | Loyola Marymount.....2     | Oregon State.....3           | Texas Christian.....6        |                              |

## BROWNS TOP CHOICE BY SCHOOL

Ohio State University leads all schools with 33 players selected by the Browns in the NFL Draft. The Big Ten Conference represents the top three schools with the most players chosen by the Browns.

| School                   | Draftees |
|--------------------------|----------|
| 1. Ohio State.....       | 33       |
| 2. Purdue.....           | 22       |
| 3. Michigan State.....   | 20       |
| Baylor.....              | 20       |
| Southern California..... | 20       |

## 1999 EXPANSION DRAFT

1. OL Jim Pyne (Detroit); 2. DE Hurvin McCormack (Dallas); 3. OL Scott Röhberg (New England); 4. WR Damon Gibson (Cincinnati); 5. C Steve Gordon (San Francisco); 6. LB/FB Tarek Saleh (Carolina); 7. OL Jeff Buckley (Miami); 8. LB Jason Kyle (Seattle); 9. DE Rod Manuel (Pittsburgh); 10. LB Lenoy Jones (Tennessee); 11. DB Tim McTyer (Philadelphia); 12. LB Elijah Alexander (Indianapolis); 13. OT Pete Swanson (Kansas City); 14. DB Jerome Williams (San Diego); 15. DB Marlon Forbes (Chicago); 16. WR Justin Armour (Denver); 17. OL Paul Wiggins (Washington); 18. DB Duane Butler (Minnesota); 19. WR Fred Brock (Arizona); 20. DB Kory Blackwell (New York Giants); 21. DB Kevin Devine (Jacksonville); 22. DB Ray Jackson (Buffalo); 23. OL Jim Bundren (New York Jets); 24. OL Ben Cavin (Baltimore); 25. RB Michael Blair (Green Bay); 26. DL Antonio Anderson (Dallas); 27. OL Orlando Bobo (Minnesota); 28. LB James Williams (San Francisco); 29. QB Scott Milanovich (Tampa Bay); 30. DB Eric Stokes (Seattle); 31. RB Ronald Moore (Arizona); 32. FB Clarence Williams (Buffalo); 33. WR Freddie Solomon (Philadelphia); 34. DB Brandon Sanders (New York Giants); 35. DL Mike Thompson (Cincinnati); 36. RB Jerris McPhail (Detroit); 37. CB Antonio Langham (San Francisco).

## FREE AGENCY

### 2016

**Players Signed by Browns:** LB Demario Davis (N.Y. Jets).

**Former Browns Players Signed by Other Clubs:** DB Johnson Bademosi (Detroit); WR Travis Benjamin (San Diego); DB Tashaun Gipson (Jacksonville); OL Alex Mack (Atlanta); LB Craig Robertson (New Orleans); OL Mitchell Schwartz (Kansas City).

### 2015

**Players Signed by Browns:** TE Rob Housler (Arizona); DB Tramon Williams (Green Bay).

**Former Browns Players Signed by Other Clubs:** WR Miles Austin (Philadelphia); TE Jordan Cameron (Miami); QB Brian Hoyer (Houston); DL Ahtyba Rubin (Seattle); LB Jabaal Sheard (New England); DB Buster Skrine (New York Jets).

### 2014

**Players Signed by Browns:** DB Aaron Berry (N.Y. Jets); LB Karlos Dansby (Arizona); TE Jim Dray (Arizona); WR \*Andrew Hawkins (Cincinnati); DB Jim Leonhard (Buffalo); OL Paul McQuistan (Seattle); RB Ben Tate (Houston); DB Dontle Whitner (San Francisco).

**Former Browns Players Signed by Other Clubs:** OL Oniel Cousins (Tampa Bay); OL Shawn Lauvao (Washington); DB T.J. Ward (Denver).

Note: \*Restricted free agent

### 2013

**Players Signed by Browns:** TE Gary Barnidge (Carolina); DL Desmond Bryant (Oakland); OL Rashad Butler (Houston); QB Jason Campbell (Chicago); K Shayne Graham (Houston); LB Quentin Groves (Arizona); LB Paul Kruger (Baltimore); DB Chris Owens (Atlanta).

**Former Browns Players Signed by Other Clubs:** WR Joshua Cribbs (Oakland); K Phil Dawson (San Francisco); QB Josh Johnson (Cincinnati); LB Kaluka Ma'ava (Oakland); WR Mohamed Massaquoi (Jacksonville); DL Frostee Rucker (Arizona); TE Alex Smith (Cincinnati); DB Ray Ventrone (San Francisco); TE Benjamin Watson (New Orleans).

### 2012

**Players Signed by Browns:** DL Frostee Rucker (Cincinnati); DL Juqua Parker (Philadelphia).

**Former Browns Players Signed by Other Clubs:** DB Mike Adams (Denver); OL Artis Hicks (Miami); RB Peyton Hillis (Kansas City); OL Steve Vallos (Philadelphia).

### 2011

**Players Signed by Browns:** RB Brandon Jackson (Green Bay); DB Dimitri Patterson (Philadelphia); DB Usama Young (New Orleans).

**Former Browns Players Signed by Other Clubs:** DB Abram Elam (Dallas); DB Sabby Piscitelli (Kansas City); WR Chansi Stuckey (Arizona); LB Jason Trusnik (Miami); FB Lawrence Vickers (Houston); OL Floyd Womack (Arizona); DB Eric Wright (Detroit).

### 2010

**Players Signed by Browns:** LB Scott Fujita (New Orleans); OL Tony Pashos (San Francisco); TE Benjamin Watson (New England).

**Former Browns Players Signed by Other Clubs:** TE Michael Gaines (Houston); OL Rex Hadnot (Arizona).

### 2009

**Players Signed by Browns:** LB Eric Barton (N.Y. Jets); LB David Bowers (N.Y. Jets); DB Corey Ivy (Baltimore); DL C. J. Mosley (N.Y. Jets); DB Hank Poteat (N.Y. Jets); OL John St. Clair (Chicago); OL Floyd Womack (Seattle).

**Former Browns Players Signed by Other Clubs:** LB Andra Davis (Denver); DB Travis Daniels (Kansas City); TE Darnell Dinkins (New Orleans); DB Sean Jones (Philadelphia); OL Seth McKinney (Buffalo); RB Jason Wright (Arizona); OL Scott Young (Denver).

### 2008

**Players Signed by Browns:** OL Rex Hadnot (Miami); LB Shantee Orr (Jacksonville); WR Donté Stallworth (New England).

**Former Browns Players Signed by Other Clubs:** DB Ricardo Colclough (Carolina); DL \*Simon Fraser (Atlanta); LB Matt Stewart (Arizona); LB Chaun Thompson (Houston).

Note: \*Restricted free agent

### 2007

**Players Signed by Browns:** RB Jamal Lewis (Baltimore); OL Seth McKinney (Miami); LB Antwan Peek (Houston); OL Eric Steinbach (Cincinnati); DL Robaire Smith (Tennessee); DT \*Shaun Smith (Cincinnati); DB Kenny Wright (Washington).

**Former Browns Players Signed by Other Clubs:** DE Alvin McKinley (Denver); WR Dennis Northcutt (Jacksonville); S Brian Russell (Seattle); FB Terrelle Smith (Arizona).

Note: \*Restricted free agent

### 2006

**Players Signed by Browns:** OL LeCharles Bentley (New Orleans); TE Darnell Dinkins (Baltimore); OL Bob Hallen (San Diego); WR Joe Jurevicius (Seattle); LB Willie McGinest (New England); OL Kevin Shaffer (Atlanta); NT Ted Washington (Oakland); P Dave Zastudil (Baltimore).

**Former Browns Players Signed by Other Clubs:** WR Antonio Bryant (San Francisco); TE Keith Heinrich (Miami); LB Kenard Lang (Denver); DB Michael Lehan (Miami); OL Mike Pucillo (Washington); TE Aaron Shea (San Diego); OL L.J. Shelton (Miami); LB Ben Taylor (Green Bay).

### 2005

**Players Signed by Browns:** OL Joe Andruzzi (New England); DB Gary Baxter (Baltimore); OL Casey Coleman (Tampa Bay); DL Jason Fisk (San Diego); P Kyle Richardson (Cincinnati); DB \*Brian Russell (Minnesota); LB Matt Stewart (Atlanta).

**Former Browns Players Signed by Other Clubs:** LB \*Kevin Bentley (Seattle); OL Damion Cook (Miami); LB Barry Gardner (N.Y. Jets); OL \*Joaquin Gonzalez (Indianapolis); DB Anthony Henry (Dallas); QB Kelly Holcomb (Buffalo); LB Warrick Holdman (Washington); DB Lewis Sanders (Houston).

Note: \*Restricted free agent

### 2004

**Players Signed by Browns:** DL Ebenezer Ekuban (Dallas); QB Jeff Garcia (San Francisco); OL Kelvin Garmon (San Diego); LB Warrick Holdman (Chicago); FB Terrelle Smith (New Orleans).

**Former Browns Players Signed by Other Clubs:** P Chris Gardocki (Pittsburgh); OL Shaun O'Hara (N.Y. Giants); DB Lewis Sanders (Jacksonville); OL Barry Stokes (N.Y. Giants).

2003

**Players Signed by Browns:** LB Barry Gardner (Philadelphia).

**Former Browns Players Signed by Other Clubs:** OL Dave Wohlabaugh (St. Louis); LB Earl Holmes (Detroit); DB Cory Fuller (Baltimore); LB Dwayne Rudd (Tampa Bay); DB Chris Akins (New England); LS Ryan Kuehl (New York Giants).

2002

**Players Signed by Browns:** S Robert Griffith (Minnesota); LB Earl Holmes (Pittsburgh); DL Kenard Lang (Washington); WR Chris Sanders (Tennessee); OL Barry Stokes (Green Bay); OL Ryan Tucker (St. Louis).

**Former Browns Players Signed by Other Clubs:** DE Keith McKenzie (Chicago); OL Roman Oben (Tampa Bay); O.J. Santiago (Minnesota); DL Greg Spires (Tampa Bay).

2001

**Players Signed by Browns:** LB Brant Boyer (Jacksonville); TE Ricky Dudley (Oakland); RB Curtis Enis (Chicago); QB Kelly Holcomb (Indianapolis); LB Dwayne Rudd (Minnesota); FB Mike Sellers (Washington); DT Mark Smith (Arizona); OL Ross Verba (Green Bay).

**Former Browns Players Signed by Other Clubs:** FB Marc Edwards (New England); WR David Patten (New England).

2000

**Players Signed by Browns:** DB Percy Ellsworth (N.Y. Giants); OL Everett Lindsay (Baltimore); DE Keith McKenzie (Green Bay); LB Marty Moore (New England); OT Roman Oben (N.Y. Giants); WR David Patten (N.Y. Giants); RB Errict Rhett (Baltimore); DL Orpheus Roye (Pittsburgh).

**Former Browns Players Signed by Other Clubs:** OL Orlando Bobo (Baltimore); T Lomas Brown (N.Y. Giants); CB Antonio Langham (New England); QB Jamie Martin (Jacksonville); CB Ryan McNeil (Dallas); DB Marquez Pope (Oakland); OL Scott Rehberg (Cincinnati); WR Leslie Shepherd (Miami); LB-DE John Thierry (Green Bay).

1999

**Players Signed by Browns:** DE Derrick Alexander (Minnesota); DT Jerry Ball (Minnesota); T Lomas Brown (Arizona); T Orlando Brown (Baltimore); CB Corey Fuller (Minnesota); P Chris Gardocki (Indianapolis); DT Darius Holland (Detroit); DT John Jurkovic (Jacksonville); RB Terry Kirby (San Francisco); CB Ryan McNeil (St. Louis); LB Jamir Miller (Arizona); DB Marquez Pope (San Francisco); WR Leslie Shepherd (Washington); LB John Thierry (Chicago); C Dave Wohlabaugh (New England).

1995

**Players Signed by Browns:** DT Tim Goad (New England); WR Andre Rison (Atlanta); CB Johnny Thomas (Washington); RB Lorenzo White (Houston).

**Former Browns Players Signed by Other Clubs:** RB Randy Baldwin (Carolina); DT James Jones (Denver); LB Frank Stams (Carolina).

Note: lost WR Mark Carrier to Carolina in expansion draft.

1994

**Players Signed by Browns:** LB Carl Banks (Washington); RB Earnest Byner (Washington); CB Don Griffin (San Francisco); TE Walter Reeves (Arizona); QB Mark Rypien (Washington); OL Mike Withycombe (San Diego).

**Former Browns Players Signed by Other Clubs:** P Brian Hansen (N.Y. Jets); CB Randy Hilliard (Denver); LB Mike Johnson (Detroit); LB Clay Matthews (Atlanta).

1993

**Players Signed by Browns:** WR Mark Carrier (Tampa Bay); OL Houston Hoover (Atlanta); WR Hassan Jones (Minnesota); CB Najee Mustafa (Minnesota); QB Vinny Testaverde (Tampa Bay).

**Former Browns Players Signed by Other Clubs:** WR Webster Slaughter (Houston); TE Mark Bavaro (New England); QB Mike Tomczak (Pittsburgh).

## TRANSITION TAGGED PLAYERS

2013 - OL Alex Mack.

## FRANCHISE TAGGED PLAYERS

2011 - K Phil Dawson, 2012 - K Phil Dawson.

## PLAN "B" FREE AGENTS (1989-92)

1992

**Players Signed by Browns During "Plan B" (11):** RB James Brooks (Cincinnati); WR Jamie Holland (L.A. Raiders); CB Alonzo Hampton (Tampa); TE Pete Holohan (Kansas City); WR Keenan McCardell (Washington); S Stevon Moore (Miami); LB Anthony Moss (N.Y. Giants); RB Bruce Perkins (Indianapolis); CB Terry Taylor (Detroit); RB Ron Wolfley (Arizona); S Tony Zachary (New England).

**Former Browns Players Signed by Other Clubs During "Plan B" (6):** DT Frank Conover (Green Bay); S Thane Gash (San Francisco); CB Ray Irvin (Kansas City); CB Joe King (Tampa Bay); WR Reggie Langhorne (Indianapolis); WR Mike Oliphant (Seattle).

1991

**Players Signed by Browns During "Plan B" (11):** TE Charles Arbuckle (New Orleans); LB David Brandon (San Diego); LB Richard Brown (San Diego); P Brian Hansen (New England); K Mike Lansford (L.A. Rams—failed physical); S Vince Newsome (L.A. Rams); QB Todd Philcox (Cincinnati); G John Rienstra (Pittsburgh); RB Lee Rouson (N.Y. Giants); K Matt Stover (N.Y. Giants); T Rob Woods (Kansas City).

**Former Browns Players Signed by Other Clubs During "Plan B" (6):** DE Robert Banks (Houston); LB Marcus Cotton (Seattle); DL Marlon Jones (Tampa Bay); FB Tim Manoa (New Orleans); DT Chris Pike (San Diego); S Felix Wright (Minnesota).

1990

**Players Signed by Browns During "Plan B" (6):** C Mike Baab (New England); CB Raymond Clayborn (New England); LB Lawrence McCraw (New England); LB Ken Rose (N.Y. Jets); G Ralph Tamm (Washington); DE Rhondy Weston (Tampa Bay).

**Former Browns Players Signed by Other Clubs During "Plan B" (5):** CB Hanford Dixon (San Francisco); RB Keith Jones (Dallas); S Robert Lyons (Minnesota); WR Gerald McNeil (Houston); TE Ron Middleton (Washington).

1989

**Players Signed by Browns During "Plan B" (14):** DE Al Baker (Minnesota); OG Ted Banker (N.Y. Jets); DE Robert Banks (Houston); C Tom Baugh (Kansas City); WR Ray Butler (Seattle); RB Patrick Collins (Green Bay); DL Tom Gibson (New England); CB Kerry Glenn (N.Y. Jets); RB Keith Jones (L.A. Rams); LB Barry Krauss (Indianapolis); QB Mike Norseth (Cincinnati); WR Darryl Usher (New England); P Bryan Wagner (Chicago); WR Chris Woods (L.A. Raiders).

**Former Browns Players Signed by Other Clubs During "Plan B" (10):** DE Sam Clancy (Indianapolis); S Danny Copeland (Kansas City); NT Bob Golic (L.A. Raiders); K Jeff Jaeger (L.A. Raiders); TE Jeff Modesitt (Atlanta); P Max Runager (Kansas City); QB Steve Slayden (Kansas City); WR Clarence Weathers (Indianapolis); G Larry Williams (San Diego); C Frank Winters (N.Y. Giants).

## TEAM TRADE HISTORY SINCE 1999

**2/12/1999**

Cleveland acquired defensive end Roy Barker and tight end Irv Smith from San Francisco for past considerations.

**2/26/1999**

Cleveland traded a fourth-round selection (110th overall) and a fifth-round selection (134th overall) in the 1999 NFL Draft to San Francisco for quarterback Ty Detmer and a fourth-round selection (124th overall) in 1999.

**4/18/1999**

Cleveland traded a fourth-round draft choice (96th overall) in 1999 to San Francisco for fullback Marc Edwards.

**4/18/1999**

Cleveland traded a sixth-round selection (170th overall) in the 1999 NFL Draft to Seattle for two sixth-round picks (187th overall and 191st overall).

**4/18/1999**

Cleveland traded two seventh-round picks (221st and 253rd overall) in the 1999 NFL Draft to Chicago for a sixth-round (174th overall) pick.

**4/22/1999**

Cleveland acquired running back Sedrick Shaw from New England for past considerations.

**9/28/1999**

Cleveland traded defensive tackle Jerry Ball to Minnesota for defensive end Stalin Colinet and a seventh-round draft choice.

**10/19/1999**

Cleveland traded a sixth-round (167th overall) selection in the 2000 NFL Draft to Miami for running back Karim Abdul-Jabbar.

**4/16/2000**

Cleveland traded two seventh-round (223rd and 254th overall) picks to Chicago for two seventh-round draft choices (209th and 225th overall).

**8/14/2001**

Cleveland traded offensive lineman Everett Lindsay to Minnesota for a conditional draft choice.

**8/28/2001**

Cleveland traded wide receiver Darrin Chiaverini to Dallas for a conditional draft choice; however, the conditions of the trade were not met and the Browns did not receive compensation.

**9/2/2001**

Cleveland traded quarterback Ty Detmer to Detroit for a fourth-round choice in the 2002 NFL Draft.

**9/2/2001**

Cleveland traded running back Travis Prentice and quarterback Spergon Wynn to Minnesota for conditional draft choices.

**10/16/2001**

Cleveland traded defensive end Stalin Colinet to Minnesota for a conditional draft choice.

**3/8/2002**

Cleveland traded a conditional seventh-round draft choice in 2004 to Miami for running back J.J. Johnson.

**4/20/2002**

Cleveland traded linebacker Wali Rainer and a third-round draft choice (79th overall) to Jacksonville for a third-round draft choice (76th overall).

**4/21/2002**

Cleveland traded a fifth-round draft choice (147th overall) and a sixth-round draft choice (189th overall) to Oakland for a fourth-round choice (122nd overall).

\*Cleveland's trades with Minnesota involving Everett Lindsay, Travis Prentice, Spergon Wynn and Stalin Colinet ultimately resulted in the Browns receiving fifth round draft choices from Minnesota in the 2002 and 2003 NFL Draft.

**8/31/2002**

Cleveland traded a seventh-round draft choice in the 2003 draft to San Diego for tight end Steve Heiden (Chargers also had the option of switching sixth-round picks in 2003).

**2/28/2003**

Cleveland traded tight end Mark Campbell to Buffalo for an undisclosed 2004 draft choice.

**4/24/2004**

Cleveland traded a 2004 first-round and second-round choices to Detroit for the Lions 2004 first-round choice (sixth overall).

Cleveland traded a 2004 third-round, fifth-round and sixth-round choices to Indianapolis for a second and fifth-round choices.

**3/2/2005**

Cleveland traded defensive lineman Gerard Warren to Denver for a fourth round choice in the 2005 draft.

**3/5/2005**

Cleveland traded a 2005 fourth-round draft choice to Seattle for quarterback Trent Dilfer.

**3/30/2005**

Cleveland traded defensive ends Ebenezer Ekuban and Michael Myers to Denver for running back Reuben Droughns.

**4/24/2005**

Cleveland traded quarterback Luke McCown to Tampa Bay for a 2005 sixth-round draft choice (203rd overall).

**8/22/2005**

Cleveland traded wide receiver Andre Davis to New England for an undisclosed draft choice.

**9/4/2005**

Cleveland traded offensive lineman Melvin Fowler to Minnesota for offensive lineman Nat Dorsey.

**3/20/2006**

Cleveland traded safety Chris Crocker to Atlanta for a fourth-round choice in the 2006 NFL draft.

**4/29/2006**

Cleveland traded a 2006 first-round choice (12th overall) to Baltimore for a 2006 first-round choice (13th overall) and 2006 sixth-round choice (181st overall).

Cleveland traded center Jeff Faine and a 2006 second-round choice (43rd overall) to New Orleans for a 2006 second-round choice (34th overall).

**5/4/2006**

Cleveland traded quarterback Trent Dilfer to San Francisco for an undisclosed 2007 draft choice and quarterback Ken Dorsey.

**8/8/2006**

Cleveland traded an undisclosed draft pick to New England for offensive lineman Ross Tucker.

**8/22/2006**

Cleveland traded wide receiver Carlton Brewster to Green Bay for defensive back Therrian Fontenot.

**8/24/2006**

Cleveland traded a conditional draft choice to Chicago for offensive lineman Lennie Friedman.

**9/2/2006**

Cleveland traded an undisclosed 2008 draft choice to Philadelphia for offensive lineman Hank Fraley.

**3/9/2007**

Cleveland traded running back Reuben Droughns to N.Y. Giants for wide receiver Tim Carter.

**4/28/2007**

Cleveland traded a 2007 second-round choice (36th overall) and a 2008 first-round choice to Dallas for a 2007 first-round choice (22nd overall).

**4/28/2007**

Cleveland traded its 2007 third-round (67th overall), fourth-round (103rd overall) and their sixth-round choice (178th overall) to Dallas for a second-round choice (53rd overall) and sixth-round choice (195th overall).

**4/29/2007**

Cleveland traded a sixth-round choice (195th overall) to Dallas for a sixth-round choice (200th overall) and a seventh-round choice (234th overall).

**9/11/2007**

Cleveland traded quarterback Charlie Frye to Seattle for a 2008 sixth-round draft choice.

**2/29/2008**

Cleveland traded a 2008 second-round draft choice to Green Bay for defensive lineman Corey Williams.

**3/4/2008**

Cleveland traded defensive back Leigh Bodden and a 2008 third-round draft choice to Detroit for defensive lineman Shaun Rogers.

**4/27/2008**

Cleveland traded a 2008 fourth-round choice (122nd overall) and a 2008 fifth-round choice (155th overall) to Dallas for a 2008 fourth round choice (104th overall).

STAFF

PLAYERS

2015 SEASON

HISTORY

RECORDS

GAME DAY



**4/27/2008**

Cleveland traded a 2009 third-round selection to Dallas for a 2008 fourth-round selection (111th overall).

**4/27/2008**

Cleveland traded a 2009 fifth-round selection to Philadelphia for a 2008 sixth-round selection (191st overall).

**8/20/2008**

Cleveland traded an undisclosed draft choice to Miami for defensive back Travis Daniels.

**2/27/2009**

Cleveland traded tight end Kellen Winslow to Tampa Bay for undisclosed draft picks.

**4/25/2009**

Cleveland traded a 2009 first-round selection (fifth overall) to N.Y. Jets for a 2009 first-round choice (17th overall), second-round choice (52nd overall), and defensive lineman Kenyon Coleman, defensive back Abram Elam and quarterback Brett Ratliff.

Cleveland traded a 2009 first-round choice (17th overall) to Tampa Bay for a 2009 first-round choice (19th overall) and sixth-round choice (191st overall).

Cleveland traded a 2009 first-round choice (19th overall) to Philadelphia for a 2009 first-round choice (21st overall) and sixth-round choice (195th overall).

**9/1/2009**

Cleveland traded defensive lineman Louis Leonard to Carolina for an undisclosed draft choice.

**10/7/2009**

Cleveland traded wide receiver Braylon Edwards to N.Y. Jets for wide receiver Chansi Stuckey, linebacker Jason Trusnik and undisclosed draft choices.

**3/3/2010**

Cleveland traded defensive lineman Corey Williams and a 2010 seventh-round draft choice to Detroit Lions for a 2010 fifth-round pick.

**3/10/2010**

Cleveland traded an undisclosed 2011 draft choice to Seattle for quarterback Seneca Wallace.

**3/14/2010**

Cleveland traded quarterback Brady Quinn to Denver for running back Peyton Hillis and a 2011 sixth-round draft choice and a 2012 conditional draft choice.

**3/15/2010**

Cleveland traded linebacker Kamerion Wimbley to Oakland for a 2010 third-round pick (85th overall).

**4/6/2010**

Cleveland traded linebacker Alex Hall, a 2010 fourth-round draft choice and a 2010 fifth-round draft choice to Philadelphia for defensive back Sheldon Brown and linebacker Chris Gocong.

**4/24/2010**

Cleveland traded a 2010 third-round (92nd overall) and two fifth-round selections (134th and 146th overall) to Philadelphia for a 2010 second round choice (59th).

**10/6/2010**

Cleveland traded 2012 sixth-round draft choice to Minnesota for defensive lineman Jayme Mitchell.

**10/14/2010**

Cleveland traded running back Jerome Harrison to Philadelphia for running back Mike Bell.

**4/28/2011**

Cleveland traded a 2011 first-round (6th overall) selection to Atlanta for a 2011 first (27th overall), second (59th overall) and fourth (124th overall) round choices along with a 2012 first round and fourth round picks.

**4/28/2011**

Cleveland traded a 2011 first (27th overall) and third (70th overall) round choices to Kansas City for a 2011 first-round (21st overall) pick.

**4/30/2011**

Cleveland traded two 2011 sixth (168th and 170th overall) round choices to Minnesota for a 2011 fifth-round (150th overall) pick.

**8/1/2011**

Cleveland traded an undisclosed 2012 draft choice to St. Louis for OL John Greco.

**4/26/2012**

Cleveland traded a 2012 first (fourth overall), fourth (118th overall), fifth (139th overall) and seventh (211th overall) round choices to Minnesota for a 2012 first round (third overall) choice.

**4/27/2012**

Cleveland traded a 2012 third (67th overall) round choice to Denver for a 2012 third (87th overall) and fourth (120th overall) round choices.

**8/31/2012**

Cleveland traded DB David Sims and a 2013 seventh round choice to Philadelphia for a 2013 sixth round choice.

**4/1/2013**

Cleveland traded QB Colt McCoy and a 2013 sixth round choice to San Francisco for a 2013 fifth and seventh round choices.

**4/11/2013**

Cleveland traded LB Emmanuel Acho to Philadelphia for RB Dion Lewis.

**4/26/2013**

Cleveland traded 2013 fourth (104th) and fifth (164th) round choices to Miami for WR Davone Bess and 2013 fourth (111th) and seventh (217th) round choices.

**4/27/2013**

Cleveland traded a 2013 fourth round choice (111th overall) to Pittsburgh for a 2014 third-round choice.

**4/27/2013**

Cleveland traded a 2013 fifth round choice (139th overall) to Indianapolis for a 2014 fourth round choice.

**9/19/2013**

Cleveland traded RB Trent Richardson to Indianapolis for 2014 first-round pick.

**5/8/2014**

Cleveland traded the fourth overall pick to the Bills and received the ninth pick and the Bills' 2015 first- and fourth-round picks.

Cleveland acquired the eighth pick from Minnesota in exchange for the ninth pick and the 145th pick.

Cleveland acquired the 22nd pick from Philadelphia in exchange for the 26th pick and the 83rd pick.

**5/9/2014**

Cleveland acquired the 94th pick from San Francisco in exchange for the 106th pick and the 180th pick.

**5/10/2014**

Cleveland traded the 218th pick to the Ravens and received their 2015 sixth-round pick.

**5/1/2015**

Cleveland acquired the 51st, 116th and 195th picks from Houston in exchange for the 43rd and 229th picks.

**5/1/2015**

Cleveland acquired the 96th and 219th picks from New England in exchange for the 111th, 147th and 202nd round picks.

**5/2/2015**

Cleveland acquired the 123rd, 198th and 241st round picks from Arizona in exchange for the 116th pick.

**6/8/2015**

Cleveland traded an undisclosed draft pick to San Francisco for P Andy Lee.

**9/6/2015**

Cleveland traded RB Terrance West to Tennessee for a conditional 2016 pick.

**9/11/2015**

Cleveland traded DL Billy Winn to Indianapolis for a conditional 2017 pick.

**4/20/2016**

Cleveland traded 2016 first (2nd overall) and a 2017 conditional fourth round pick to Philadelphia for the Eagles' 2016 first (8th), third (77th) and fourth (100th) round picks and 2017 first and 2018 second round picks.

**4/28/2016**

Cleveland traded 2016 first (8th overall) and sixth (176th overall) round picks to Tennessee for the Titans' 2016 first (15th overall), third (76th overall) and 2017 second round picks.

**4/29/2016**

Cleveland traded third (77th overall) and fifth (141st overall) round picks to Carolina for the Panthers' third (93rd overall), fourth (129th overall) and fifth (168th overall) round picks.

**4/30/2016**

Cleveland traded fourth (100th overall) round pick to Oakland for the Raiders' fourth (114th overall) and fifth (154th overall) round picks.

**4/30/2016**

Cleveland traded seventh (223rd overall) round pick to Miami for the Dolphins' seventh (250th overall) round pick and DB Jamar Taylor.

## BROWNS VS. NFL TEAMS

\*indicates playoff game

### RESULTS VS. ARIZONA CARDINALS

|                              |                |             |          |
|------------------------------|----------------|-------------|----------|
| Chicago Cardinals            | 10/15/1950     | W           | 34-24    |
| at Chicago Cardinals         | 11/5/1950      | W           | 10-7     |
| at Chicago Cardinals         | 11/4/1951      | W           | 34-17    |
| Chicago Cardinals            | 12/2/1951      | W           | 49-28    |
| Chicago Cardinals            | 11/9/1952      | W           | 28-13    |
| at Chicago Cardinals         | 12/7/1952      | W           | 10-0     |
| at Chicago Cardinals         | 10/4/1953      | W           | 27-7     |
| Chicago Cardinals            | 11/29/1953     | W           | 27-16    |
| Chicago Cardinals            | 10/10/1954     | W           | 31-7     |
| at Chicago Cardinals         | 10/24/1954     | W           | 35-3     |
| at Chicago Cardinals         | 10/30/1955     | W           | 26-20    |
| Chicago Cardinals            | 12/11/1955     | W           | 35-24    |
| at Chicago Cardinals         | 9/30/1956      | L           | 7-9      |
| Chicago Cardinals            | 12/16/1956     | L           | 7-24     |
| at Chicago Cardinals         | 10/27/1957     | W           | 17-7     |
| Chicago Cardinals            | 12/1/1957      | W           | 31-0     |
| Chicago Cardinals            | 10/12/1958     | W           | 35-28    |
| at Chicago Cardinals         | 10/26/1958     | W           | 38-24    |
| at Chicago Cardinals         | 10/4/1959      | W           | 34-7     |
| Chicago Cardinals            | 10/18/1959     | W           | 17-7     |
| St. Louis Cardinals          | 11/13/1960     | W           | 28-27    |
| at St. Louis Cardinals       | 11/27/1960     | T           | 17-17    |
| St. Louis Cardinals          | 9/24/1961      | W           | 20-17    |
| at St. Louis Cardinals       | 10/29/1961     | W           | 21-10    |
| at St. Louis Cardinals       | 10/21/1962     | W           | 34-7     |
| St. Louis Cardinals          | 11/18/1962     | W           | 38-14    |
| St. Louis Cardinals          | 11/17/1963     | L           | 14-20    |
| at St. Louis Cardinals       | 12/1/1963      | W           | 24-10    |
| St. Louis Cardinals          | 9/20/1964      | T           | 33-33    |
| at St. Louis Cardinals       | 12/6/1964      | L           | 19-28    |
| St. Louis Cardinals          | 9/26/1965      | L           | 13-49    |
| at St. Louis Cardinals       | 12/19/1965     | W           | 27-24    |
| St. Louis Cardinals          | 9/25/1966      | L           | 28-34    |
| at St. Louis Cardinals       | 12/17/1966     | W           | 38-10    |
| St. Louis Cardinals          | 10/15/1967     | W           | 20-16    |
| at St. Louis Cardinals       | 12/10/1967     | W           | 20-16    |
| St. Louis Cardinals          | 10/13/1968     | L           | 21-27    |
| at St. Louis Cardinals       | 12/14/1968     | L           | 16-27    |
| St. Louis Cardinals          | 10/26/1969     | T           | 21-21    |
| at St. Louis Cardinals       | 12/14/1969     | W           | 27-21    |
| at St. Louis Cardinals       | 9/29/1974      | L           | 7-29     |
| at St. Louis Cardinals       | 10/28/1979     | W           | 38-20    |
| St. Louis Cardinals          | 9/8/1985       | L           | 24-27 OT |
| at Phoenix Cardinals         | 10/23/1988     | W           | 29-21    |
| Arizona Cardinals            | 9/18/1994      | W           | 32-0     |
| at Arizona Cardinals         | 10/8/2000      | L           | 21-29    |
| Arizona Cardinals            | 11/16/2003     | W           | 44-6     |
| at Arizona Cardinals         | 12/2/2007      | L           | 21-27    |
| at Arizona Cardinals         | 12/18/2011     | L           | 17-20 OT |
| Arizona Cardinals            | 11/1/2015      | L           | 20-34    |
| <b>Regular Season Totals</b> | <b>33-14-3</b> | <b>.690</b> |          |
| <b>Home</b>                  | <b>15-7-2</b>  | <b>.667</b> |          |
| <b>Away</b>                  | <b>18-7-1</b>  | <b>.712</b> |          |

### RESULTS VS. ATLANTA FALCONS

|                              |               |             |       |
|------------------------------|---------------|-------------|-------|
| at Atlanta Falcons           | 10/30/1966    | W           | 49-17 |
| Atlanta Falcons              | 10/27/1968    | W           | 30-7  |
| Atlanta Falcons              | 10/31/1971    | L           | 14-31 |
| at Atlanta Falcons           | 10/17/1976    | W           | 20-17 |
| at Atlanta Falcons           | 9/17/1978     | W           | 24-16 |
| Atlanta Falcons              | 9/27/1981     | W           | 28-17 |
| at Atlanta Falcons           | 11/18/1984    | W           | 23-7  |
| Atlanta Falcons              | 11/8/1987     | W           | 38-3  |
| Atlanta Falcons              | 12/16/1990    | W           | 13-10 |
| at Atlanta Falcons           | 11/28/1993    | L           | 14-17 |
| Atlanta Falcons              | 12/29/2002    | W           | 24-16 |
| at Atlanta Falcons           | 11/12/2006    | W           | 17-13 |
| Atlanta Falcons              | 10/10/2010    | L           | 10-20 |
| at Atlanta Falcons           | 11/23/2014    | W           | 26-24 |
| <b>Regular Season Totals</b> | <b>11-3-0</b> | <b>.786</b> |       |
| <b>Home</b>                  | <b>5-2-0</b>  | <b>.714</b> |       |
| <b>Away</b>                  | <b>6-1-0</b>  | <b>.857</b> |       |

### RESULTS VS. BALTIMORE RAVENS

|                              |               |             |          |
|------------------------------|---------------|-------------|----------|
| at Baltimore Ravens          | 9/26/1999     | L           | 10-17    |
| Baltimore Ravens             | 11/7/1999     | L           | 9-41     |
| Baltimore Ravens             | 10/1/2000     | L           | 0-12     |
| at Baltimore Ravens          | 11/26/2000    | L           | 7-44     |
| Baltimore Ravens             | 10/21/2001    | W           | 24-14    |
| at Baltimore Ravens          | 11/18/2001    | W           | 27-17    |
| Baltimore Ravens             | 10/6/2002     | L           | 21-26    |
| at Baltimore Ravens          | 12/22/2002    | W           | 14-13    |
| at Baltimore Ravens          | 9/14/2003     | L           | 13-33    |
| Baltimore Ravens             | 12/21/2003    | L           | 0-35     |
| Baltimore Ravens             | 9/12/2004     | W           | 20-3     |
| at Baltimore Ravens          | 11/7/2004     | L           | 13-27    |
| at Baltimore Ravens          | 10/16/2005    | L           | 3-16     |
| Baltimore Ravens             | 1/1/2006      | W           | 20-16    |
| Baltimore Ravens             | 9/24/2006     | L           | 14-15    |
| at Baltimore Ravens          | 12/17/2006    | L           | 17-27    |
| Baltimore Ravens             | 9/30/2007     | W           | 27-13    |
| at Baltimore Ravens          | 11/18/2007    | W           | 33-30 OT |
| at Baltimore Ravens          | 9/21/2008     | L           | 10-28    |
| Baltimore Ravens             | 11/2/2008     | L           | 27-37    |
| at Baltimore Ravens          | 9/27/2009     | L           | 3-34     |
| Baltimore Ravens             | 11/16/2009    | L           | 0-16     |
| at Baltimore Ravens          | 9/26/2010     | L           | 17-24    |
| Baltimore Ravens             | 12/26/2010    | L           | 10-20    |
| Baltimore Ravens             | 12/4/2011     | L           | 10-24    |
| at Baltimore Ravens          | 12/24/2011    | L           | 14-20    |
| at Baltimore Ravens          | 9/27/2012     | L           | 16-23    |
| Baltimore Ravens             | 11/4/2012     | L           | 15-25    |
| at Baltimore Ravens          | 9/15/2013     | L           | 6-14     |
| Baltimore Ravens             | 11/3/2013     | W           | 24-18    |
| Baltimore Ravens             | 9/21/2014     | L           | 21-23    |
| at Baltimore Ravens          | 12/28/2014    | L           | 10-20    |
| at Baltimore Ravens          | 10/11/2015    | W           | 33-30 OT |
| Baltimore Ravens             | 11/30/2015    | L           | 27-33    |
| <b>Regular Season Totals</b> | <b>9-25-0</b> | <b>.265</b> |          |
| <b>Home</b>                  | <b>5-12-0</b> | <b>.294</b> |          |
| <b>Away</b>                  | <b>4-13-0</b> | <b>.235</b> |          |

### RESULTS VS. BUFFALO BILLS

|                              |               |              |       |
|------------------------------|---------------|--------------|-------|
| Buffalo Bills                | 11/26/1972    | W            | 27-10 |
| Buffalo Bills                | 11/24/1974    | L            | 10-15 |
| at Buffalo Bills             | 10/23/1977    | W            | 27-16 |
| Buffalo Bills                | 10/29/1978    | W            | 41-20 |
| at Buffalo Bills             | 11/1/1981     | L            | 13-22 |
| at Buffalo Bills             | 11/4/1984     | W            | 13-10 |
| Buffalo Bills                | 11/17/1985    | W            | 17-7  |
| at Buffalo Bills             | 12/7/1986     | W            | 21-17 |
| Buffalo Bills                | 11/15/1987    | W            | 27-21 |
| *Buffalo Bills               | 1/6/1990      | W            | 34-30 |
| Buffalo Bills                | 11/4/1990     | L            | 0-42  |
| Buffalo Bills                | 10/2/1995     | L            | 19-22 |
| at Buffalo Bills             | 12/12/2004    | L            | 7-37  |
| Buffalo Bills                | 12/16/2007    | W            | 8-0   |
| at Buffalo Bills             | 11/17/2008    | W            | 29-27 |
| at Buffalo Bills             | 10/11/2009    | W            | 6-3   |
| at Buffalo Bills             | 12/12/2010    | L            | 6-13  |
| Buffalo Bills                | 9/23/2012     | L            | 14-24 |
| Buffalo Bills                | 10/3/2013     | W            | 37-24 |
| at Buffalo Bills             | 11/30/2014    | L            | 10-26 |
| <b>Regular Season Totals</b> | <b>11-8-0</b> | <b>.579</b>  |       |
| <b>Home</b>                  | <b>6-4-0</b>  | <b>.600</b>  |       |
| <b>Away</b>                  | <b>5-4-0</b>  | <b>.556</b>  |       |
| <b>Playoffs</b>              | <b>1-0-0</b>  | <b>1.000</b> |       |

### RESULTS VS. CAROLINA PANTHERS

|                              |              |             |       |
|------------------------------|--------------|-------------|-------|
| Carolina Panthers            | 11/21/1999   | L           | 17-31 |
| Carolina Panthers            | 12/1/2002    | L           | 6-13  |
| at Carolina Panthers         | 10/8/2006    | L           | 12-20 |
| Carolina Panthers            | 11/28/2010   | W           | 24-23 |
| at Carolina Panthers         | 12/21/2014   | L           | 13-17 |
| <b>Regular Season Totals</b> | <b>1-4-0</b> | <b>.200</b> |       |
| <b>Home</b>                  | <b>1-2-0</b> | <b>.333</b> |       |
| <b>Away</b>                  | <b>0-2-0</b> | <b>.000</b> |       |

**RESULTS VS. CHICAGO BEARS**

|                              |              |   |             |
|------------------------------|--------------|---|-------------|
| Chicago Bears                | 11/25/1951   | W | 42-21       |
| at Chicago Bears             | 11/14/1954   | W | 39-10       |
| Chicago Bears                | 12/11/1960   | W | 42-0        |
| at Chicago Bears             | 12/10/1961   | L | 14-17       |
| Chicago Bears                | 10/22/1967   | W | 24-0        |
| at Chicago Bears             | 11/30/1969   | W | 28-24       |
| Chicago Bears                | 10/15/1972   | L | 0-17        |
| Chicago Bears                | 11/3/1980    | W | 27-21       |
| at Chicago Bears             | 9/7/1986     | L | 31-41       |
| Chicago Bears                | 10/23/1989   | W | 27-7        |
| Chicago Bears                | 11/29/1992   | W | 27-14       |
| at Chicago Bears             | 11/4/2001    | L | 21-27 OT    |
| Chicago Bears                | 10/9/2005    | W | 20-10       |
| at Chicago Bears             | 11/1/2009    | L | 6-30        |
| Chicago Bears                | 12/15/2013   | L | 31-38       |
| <b>Regular Season Totals</b> | <b>9-6-0</b> |   | <b>.600</b> |
| <b>Home</b>                  | <b>7-2-0</b> |   | <b>.778</b> |
| <b>Away</b>                  | <b>2-4-0</b> |   | <b>.333</b> |

**RESULTS VS. CINCINNATI BENGALS**

|                       |            |   |          |
|-----------------------|------------|---|----------|
| Cincinnati Bengals    | 10/11/1970 | W | 30-27    |
| at Cincinnati Bengals | 11/15/1970 | L | 10-14    |
| at Cincinnati Bengals | 10/17/1971 | W | 27-24    |
| Cincinnati Bengals    | 12/5/1971  | W | 31-27    |
| Cincinnati Bengals    | 10/1/1972  | W | 27-6     |
| at Cincinnati Bengals | 12/9/1972  | W | 27-24    |
| Cincinnati Bengals    | 10/7/1973  | W | 17-10    |
| at Cincinnati Bengals | 12/9/1973  | L | 17-34    |
| at Cincinnati Bengals | 9/15/1974  | L | 7-33     |
| Cincinnati Bengals    | 10/13/1974 | L | 24-34    |
| at Cincinnati Bengals | 9/21/1975  | L | 17-24    |
| Cincinnati Bengals    | 11/23/1975 | W | 35-23    |
| Cincinnati Bengals    | 10/3/1976  | L | 24-45    |
| at Cincinnati Bengals | 10/31/1976 | L | 6-21     |
| at Cincinnati Bengals | 9/18/1977  | W | 13-3     |
| Cincinnati Bengals    | 11/6/1977  | L | 7-10     |
| Cincinnati Bengals    | 9/10/1978  | W | 13-10 OT |
| at Cincinnati Bengals | 12/17/1978 | L | 16-48    |
| Cincinnati Bengals    | 10/21/1979 | W | 28-27    |
| at Cincinnati Bengals | 12/16/1979 | L | 12-16    |
| Cincinnati Bengals    | 11/23/1980 | W | 31-7     |
| at Cincinnati Bengals | 12/21/1980 | W | 27-24    |
| at Cincinnati Bengals | 9/20/1981  | W | 20-17    |
| Cincinnati Bengals    | 11/29/1981 | L | 21-41    |
| at Cincinnati Bengals | 12/12/1982 | L | 10-23    |
| Cincinnati Bengals    | 9/15/1983  | W | 17-7     |
| at Cincinnati Bengals | 10/23/1983 | L | 21-28    |
| at Cincinnati Bengals | 10/21/1984 | L | 9-12     |
| Cincinnati Bengals    | 12/2/1984  | L | 17-20 OT |
| at Cincinnati Bengals | 11/10/1985 | L | 10-27    |
| Cincinnati Bengals    | 11/24/1985 | W | 24-6     |
| Cincinnati Bengals    | 9/18/1986  | L | 13-30    |
| at Cincinnati Bengals | 12/14/1986 | W | 34-3     |
| at Cincinnati Bengals | 10/18/1987 | W | 34-0     |
| Cincinnati Bengals    | 12/13/1987 | W | 38-24    |
| at Cincinnati Bengals | 9/25/1988  | L | 17-24    |
| Cincinnati Bengals    | 10/30/1988 | W | 23-16    |
| at Cincinnati Bengals | 9/25/1989  | L | 14-21    |
| Cincinnati Bengals    | 12/3/1989  | L | 0-21     |
| Cincinnati Bengals    | 10/22/1990 | L | 13-34    |
| at Cincinnati Bengals | 12/30/1990 | L | 14-21    |
| Cincinnati Bengals    | 9/15/1991  | W | 14-13    |
| at Cincinnati Bengals | 11/3/1991  | L | 21-23    |
| at Cincinnati Bengals | 11/1/1992  | L | 10-30    |
| Cincinnati Bengals    | 12/6/1992  | W | 37-21    |
| Cincinnati Bengals    | 9/5/1993   | W | 27-14    |
| at Cincinnati Bengals | 10/17/1993 | W | 28-17    |
| at Cincinnati Bengals | 9/4/1994   | W | 28-20    |
| Cincinnati Bengals    | 10/23/1994 | W | 37-13    |
| at Cincinnati Bengals | 10/29/1995 | W | 29-26 OT |
| Cincinnati Bengals    | 12/17/1995 | W | 26-10    |
| Cincinnati Bengals    | 10/10/1999 | L | 17-18    |
| at Cincinnati Bengals | 12/12/1999 | L | 28-44    |
| at Cincinnati Bengals | 9/10/2000  | W | 24-7     |
| Cincinnati Bengals    | 10/29/2000 | L | 3-12     |
| at Cincinnati Bengals | 10/14/2001 | L | 14-24    |

|                              |                |   |             |
|------------------------------|----------------|---|-------------|
| Cincinnati Bengals           | 11/25/2001     | W | 18-0        |
| Cincinnati Bengals           | 9/15/2002      | W | 20-7        |
| at Cincinnati Bengals        | 11/17/2002     | W | 27-20       |
| Cincinnati Bengals           | 9/28/2003      | L | 14-21       |
| at Cincinnati Bengals        | 12/28/2003     | W | 22-14       |
| Cincinnati Bengals           | 10/17/2004     | W | 34-17       |
| at Cincinnati Bengals        | 11/28/2004     | L | 48-58       |
| Cincinnati Bengals           | 9/11/2005      | L | 13-27       |
| at Cincinnati Bengals        | 12/11/2005     | L | 20-23       |
| at Cincinnati Bengals        | 9/17/2006      | L | 17-34       |
| Cincinnati Bengals           | 11/26/2006     | L | 0-30        |
| Cincinnati Bengals           | 9/16/2007      | W | 51-45       |
| at Cincinnati Bengals        | 12/23/2007     | L | 14-19       |
| at Cincinnati Bengals        | 9/28/2008      | W | 20-12       |
| Cincinnati Bengals           | 12/21/2008     | L | 0-14        |
| Cincinnati Bengals           | 10/4/2009      | L | 20-23 OT    |
| at Cincinnati Bengals        | 11/29/2009     | L | 7-16        |
| Cincinnati Bengals           | 10/3/2010      | W | 23-20       |
| at Cincinnati Bengals        | 12/19/2010     | L | 17-19       |
| Cincinnati Bengals           | 9/11/2011      | L | 17-27       |
| at Cincinnati Bengals        | 11/27/2011     | L | 20-23       |
| at Cincinnati Bengals        | 9/16/2012      | L | 27-34       |
| Cincinnati Bengals           | 10/14/2012     | W | 34-24       |
| Cincinnati Bengals           | 9/29/2013      | W | 17-6        |
| at Cincinnati Bengals        | 11/17/2013     | L | 20-41       |
| at Cincinnati Bengals        | 11/6/2014      | W | 24-3        |
| Cincinnati Bengals           | 12/4/2014      | L | 0-30        |
| at Cincinnati Bengals        | 11/5/2015      | L | 10-31       |
| Cincinnati Bengals           | 12/6/2015      | L | 3-37        |
| <b>Regular Season Totals</b> | <b>39-46-0</b> |   | <b>.459</b> |
| <b>Home</b>                  | <b>24-18-0</b> |   | <b>.571</b> |
| <b>Away</b>                  | <b>15-28-0</b> |   | <b>.349</b> |

**RESULTS VS. DALLAS COWBOYS**

|                              |                |   |             |
|------------------------------|----------------|---|-------------|
| at Dallas Cowboys            | 10/16/1960     | W | 48-7        |
| Dallas Cowboys               | 10/1/1961      | W | 25-7        |
| at Dallas Cowboys            | 12/3/1961      | W | 38-17       |
| at Dallas Cowboys            | 10/7/1962      | W | 19-10       |
| at Dallas Cowboys            | 12/2/1962      | L | 21-45       |
| at Dallas Cowboys            | 9/22/1963      | W | 41-24       |
| Dallas Cowboys               | 11/24/1963     | W | 27-17       |
| Dallas Cowboys               | 10/4/1964      | W | 27-6        |
| at Dallas Cowboys            | 10/18/1964     | W | 20-16       |
| Dallas Cowboys               | 10/17/1965     | W | 23-17       |
| at Dallas Cowboys            | 11/21/1965     | W | 24-17       |
| Dallas Cowboys               | 10/23/1966     | W | 30-21       |
| at Dallas Cowboys            | 11/24/1966     | L | 14-26       |
| Dallas Cowboys               | 9/17/1967      | L | 14-21       |
| *at Dallas Cowboys           | 12/24/1967     | L | 14-52       |
| at Dallas Cowboys            | 9/22/1968      | L | 7-28        |
| *Dallas Cowboys              | 12/21/1968     | W | 31-20       |
| Dallas Cowboys               | 11/2/1969      | W | 42-10       |
| *at Dallas Cowboys           | 12/28/1969     | W | 38-14       |
| Dallas Cowboys               | 12/21/1970     | L | 2-6         |
| at Dallas Cowboys            | 12/7/1974      | L | 17-41       |
| Dallas Cowboys               | 9/24/1979      | W | 26-7        |
| at Dallas Cowboys            | 11/25/1982     | L | 14-31       |
| at Dallas Cowboys            | 9/22/1985      | L | 7-20        |
| Dallas Cowboys               | 12/4/1988      | W | 24-21       |
| Dallas Cowboys               | 9/1/1991       | L | 14-26       |
| at Dallas Cowboys            | 12/10/1994     | W | 19-14       |
| at Dallas Cowboys            | 9/19/2004      | L | 12-19       |
| Dallas Cowboys               | 9/7/2008       | L | 10-28       |
| at Dallas Cowboys            | 11/18/2012     | L | 20-23 OT    |
| <b>Regular Season Totals</b> | <b>15-12-0</b> |   | <b>.556</b> |
| <b>Home</b>                  | <b>9-4-0</b>   |   | <b>.692</b> |
| <b>Away</b>                  | <b>6-8-0</b>   |   | <b>.429</b> |
| <b>Playoffs</b>              | <b>2-1-0</b>   |   | <b>.667</b> |

**RESULTS VS. DENVER BRONCOS**

|                   |            |   |       |
|-------------------|------------|---|-------|
| at Denver Broncos | 12/20/1970 | W | 27-13 |
| Denver Broncos    | 10/24/1971 | L | 0-27  |
| at Denver Broncos | 10/29/1972 | W | 27-20 |
| Denver Broncos    | 10/27/1974 | W | 23-21 |
| at Denver Broncos | 10/19/1975 | L | 15-16 |
| at Denver Broncos | 9/26/1976  | L | 13-44 |
| Denver Broncos    | 11/12/1978 | L | 7-19  |

|                              |               |             |          |
|------------------------------|---------------|-------------|----------|
| Denver Broncos               | 10/5/1980     | L           | 16-19    |
| at Denver Broncos            | 11/8/1981     | L           | 20-23 OT |
| at Denver Broncos            | 12/4/1983     | L           | 6-27     |
| Denver Broncos               | 9/16/1984     | L           | 14-24    |
| *Denver Broncos              | 1/11/1987     | L           | 20-23 OT |
| ^at Denver Broncos           | 1/17/1988     | L           | 33-38    |
| at Denver Broncos            | 11/13/1988    | L           | 7-30     |
| Denver Broncos               | 10/1/1989     | W           | 16-13    |
| ^at Denver Broncos           | 1/14/1990     | L           | 21-37    |
| at Denver Broncos            | 10/8/1990     | W           | 30-29    |
| Denver Broncos               | 12/8/1991     | L           | 7-17     |
| Denver Broncos               | 9/27/1992     | L           | 0-12     |
| Denver Broncos               | 11/7/1993     | L           | 14-29    |
| at Denver Broncos            | 10/30/1994    | L           | 14-26    |
| at Denver Broncos            | 10/15/2000    | L           | 10-44    |
| at Denver Broncos            | 12/14/2003    | L           | 20-23 OT |
| Denver Broncos               | 10/22/2006    | L           | 7-17     |
| Denver Broncos               | 11/6/2008     | L           | 30-34    |
| at Denver Broncos            | 9/13/2009     | L           | 6-27     |
| at Denver Broncos            | 12/23/2012    | L           | 12-34    |
| Denver Broncos               | 10/18/2015    | L           | 23-26 OT |
| <b>Regular Season Totals</b> | <b>5-20-0</b> | <b>.200</b> |          |
| <b>Home</b>                  | <b>2-10-0</b> | <b>.167</b> |          |
| <b>Away</b>                  | <b>3-10-0</b> | <b>.231</b> |          |
| <b>Playoffs</b>              | <b>0-3-0</b>  | <b>.000</b> |          |

### RESULTS VS. DETROIT LIONS

|                              |               |             |       |
|------------------------------|---------------|-------------|-------|
| at Detroit Lions             | 11/2/1952     | L           | 6-17  |
| *Detroit Lions               | 12/18/1952    | L           | 7-17  |
| ^at Detroit Lions            | 12/17/1953    | L           | 16-17 |
| Detroit Lions                | 12/19/1954    | L           | 10-14 |
| *Detroit Lions               | 12/26/1954    | W           | 56-10 |
| at Detroit Lions             | 12/8/1957     | L           | 7-20  |
| ^at Detroit Lions            | 12/29/1957    | L           | 14-59 |
| Detroit Lions                | 11/9/1958     | L           | 10-30 |
| at Detroit Lions             | 12/8/1963     | L           | 10-38 |
| Detroit Lions                | 11/15/1964    | W           | 37-21 |
| at Detroit Lions             | 9/24/1967     | L           | 14-31 |
| Detroit Lions                | 10/5/1969     | L           | 21-28 |
| Detroit Lions                | 10/18/1970    | L           | 24-41 |
| at Detroit Lions             | 11/9/1975     | L           | 10-21 |
| at Detroit Lions             | 9/11/1983     | W           | 31-26 |
| Detroit Lions                | 9/28/1986     | W           | 24-21 |
| at Detroit Lions             | 11/23/1989    | L           | 10-13 |
| at Detroit Lions             | 12/13/1992    | L           | 14-24 |
| at Detroit Lions             | 10/8/1995     | L           | 20-38 |
| Detroit Lions                | 9/23/2001     | W           | 24-14 |
| Detroit Lions                | 10/23/2005    | L           | 10-13 |
| at Detroit Lions             | 11/22/2009    | L           | 37-38 |
| Detroit Lions                | 10/13/2013    | L           | 17-31 |
| <b>Regular Season Totals</b> | <b>4-15-0</b> | <b>.211</b> |       |
| <b>Home</b>                  | <b>3-6-0</b>  | <b>.333</b> |       |
| <b>Away</b>                  | <b>1-9-0</b>  | <b>.100</b> |       |
| <b>Playoffs</b>              | <b>1-3-0</b>  | <b>.250</b> |       |

### RESULTS VS. GREEN BAY PACKERS

|                              |               |             |       |
|------------------------------|---------------|-------------|-------|
| at Green Bay Packers         | 9/27/1953     | W           | 27-0  |
| Green Bay Packers            | 10/23/1955    | W           | 41-10 |
| at Green Bay Packers         | 11/4/1956     | W           | 24-7  |
| Green Bay Packers            | 10/15/1961    | L           | 17-49 |
| at Green Bay Packers         | 11/22/1964    | L           | 21-28 |
| ^at Green Bay Packers        | 1/2/1966      | L           | 12-23 |
| Green Bay Packers            | 9/18/1966     | L           | 20-21 |
| at Green Bay Packers         | 11/12/1967    | L           | 7-55  |
| Green Bay Packers            | 12/7/1969     | W           | 20-7  |
| Green Bay Packers            | 9/17/1972     | L           | 10-26 |
| Green Bay Packers            | 10/19/1980    | W           | 26-21 |
| at Green Bay Packers         | 11/6/1983     | L           | 21-35 |
| Green Bay Packers            | 10/19/1986    | L           | 14-17 |
| Green Bay Packers            | 10/18/1992    | W           | 17-6  |
| Green Bay Packers            | 11/19/1995    | L           | 20-31 |
| at Green Bay Packers         | 12/23/2001    | L           | 7-30  |
| at Green Bay Packers         | 9/18/2005     | W           | 26-24 |
| Green Bay Packers            | 10/25/2009    | L           | 3-31  |
| at Green Bay Packers         | 10/20/2013    | L           | 13-31 |
| <b>Regular Season Totals</b> | <b>7-12-0</b> | <b>.368</b> |       |
| <b>Home</b>                  | <b>4-6-0</b>  | <b>.400</b> |       |

|                 |              |             |
|-----------------|--------------|-------------|
| <b>Away</b>     | <b>3-5-0</b> | <b>.375</b> |
| <b>Playoffs</b> | <b>0-1-0</b> | <b>.000</b> |

### RESULTS VS. HOUSTON TEXANS

|                              |              |             |       |
|------------------------------|--------------|-------------|-------|
| Houston Texans               | 10/20/2002   | W           | 34-17 |
| at Houston Texans            | 1/2/2005     | W           | 22-14 |
| at Houston Texans            | 10/30/2005   | L           | 16-19 |
| at Houston Texans            | 12/31/2006   | L           | 6-14  |
| Houston Texans               | 11/25/2007   | W           | 27-17 |
| Houston Texans               | 11/23/2008   | L           | 6-16  |
| at Houston Texans            | 11/6/2011    | L           | 12-30 |
| Houston Texans               | 11/16/2014   | L           | 7-23  |
| <b>Regular Season Totals</b> | <b>3-5-0</b> | <b>.375</b> |       |
| <b>Home</b>                  | <b>2-2-0</b> | <b>.500</b> |       |
| <b>Away</b>                  | <b>1-3-0</b> | <b>.250</b> |       |

### RESULTS VS. INDIANAPOLIS COLTS

|                              |                |             |          |
|------------------------------|----------------|-------------|----------|
| at Baltimore Colts           | 9/24/1950      | W           | 31-0     |
| Baltimore Colts              | 11/11/1956     | L           | 7-21     |
| at Baltimore Colts           | 11/1/1959      | W           | 38-31    |
| Baltimore Colts              | 10/14/1962     | L           | 14-36    |
| *Baltimore Colts             | 12/27/1964     | W           | 27-0     |
| at Baltimore Colts           | 10/20/1968     | W           | 30-20    |
| *Baltimore Colts             | 12/29/1968     | L           | 0-34     |
| at Baltimore Colts           | 9/26/1971      | W           | 14-13    |
| *Baltimore Colts             | 12/26/1971     | L           | 3-20     |
| Baltimore Colts              | 9/16/1973      | W           | 24-14    |
| at Baltimore Colts           | 11/2/1975      | L           | 7-21     |
| at Baltimore Colts           | 11/19/1978     | W           | 45-24    |
| Baltimore Colts              | 9/16/1979      | W           | 13-10    |
| at Baltimore Colts           | 11/9/1980      | W           | 28-27    |
| Baltimore Colts              | 10/25/1981     | W           | 42-28    |
| Baltimore Colts              | 11/27/1983     | W           | 41-23    |
| at Indianapolis Colts        | 11/2/1986      | W           | 24-9     |
| Indianapolis Colts           | 12/6/1987      | L           | 7-9      |
| *Indianapolis Colts          | 1/9/1988       | W           | 38-21    |
| Indianapolis Colts           | 9/19/1988      | W           | 23-17    |
| at Indianapolis Colts        | 12/10/1989     | L           | 17-23 OT |
| at Indianapolis Colts        | 12/1/1991      | W           | 31-0     |
| at Indianapolis Colts        | 9/6/1992       | L           | 3-14     |
| at Indianapolis Colts        | 9/26/1993      | L           | 10-23    |
| at Indianapolis Colts        | 9/25/1994      | W           | 21-14    |
| Indianapolis Colts           | 12/26/1999     | L           | 28-29    |
| Indianapolis Colts           | 12/15/2002     | L           | 23-28    |
| Indianapolis Colts           | 9/7/2003       | L           | 6-9      |
| at Indianapolis Colts        | 9/25/2005      | L           | 6-13     |
| Indianapolis Colts           | 11/30/2008     | L           | 6-10     |
| at Indianapolis Colts        | 9/18/2011      | W           | 27-19    |
| at Indianapolis Colts        | 10/21/2012     | L           | 13-17    |
| Indianapolis Colts           | 12/7/2014      | L           | 24-25    |
| <b>Regular Season Totals</b> | <b>15-14-0</b> | <b>.517</b> |          |
| <b>Home</b>                  | <b>5-8-0</b>   | <b>.385</b> |          |
| <b>Away</b>                  | <b>10-6-0</b>  | <b>.625</b> |          |
| <b>Playoffs</b>              | <b>2-2-0</b>   | <b>.500</b> |          |

### RESULTS VS. JACKSONVILLE JAGUARS

|                              |               |             |       |
|------------------------------|---------------|-------------|-------|
| Jacksonville Jaguars         | 10/22/1995    | L           | 15-23 |
| at Jacksonville Jaguars      | 12/24/1995    | L           | 21-24 |
| at Jacksonville Jaguars      | 10/17/1999    | L           | 7-24  |
| Jacksonville Jaguars         | 12/19/1999    | L           | 14-24 |
| Jacksonville Jaguars         | 9/3/2000      | L           | 7-27  |
| at Jacksonville Jaguars      | 12/3/2000     | L           | 0-48  |
| at Jacksonville Jaguars      | 9/30/2001     | W           | 23-14 |
| Jacksonville Jaguars         | 12/16/2001    | L           | 10-15 |
| at Jacksonville Jaguars      | 12/8/2002     | W           | 21-20 |
| Jacksonville Jaguars         | 12/4/2005     | L           | 14-20 |
| at Jacksonville Jaguars      | 10/26/2008    | W           | 23-17 |
| Jacksonville Jaguars         | 1/3/2010      | W           | 23-17 |
| at Jacksonville Jaguars      | 11/21/2010    | L           | 20-24 |
| Jacksonville Jaguars         | 11/20/2011    | W           | 20-14 |
| Jacksonville Jaguars         | 12/1/2013     | L           | 28-32 |
| at Jacksonville Jaguars      | 10/19/2014    | L           | 6-24  |
| <b>Regular Season Totals</b> | <b>5-11-0</b> | <b>.313</b> |       |
| <b>Home</b>                  | <b>2-6-0</b>  | <b>.250</b> |       |
| <b>Away</b>                  | <b>3-5-0</b>  | <b>.375</b> |       |

**RESULTS VS. KANSAS CITY CHIEFS**

|                              |                |             |          |
|------------------------------|----------------|-------------|----------|
| at Kansas City Chiefs        | 11/14/1971     | L           | 7-13     |
| Kansas City Chiefs           | 10/8/1972      | L           | 7-31     |
| at Kansas City Chiefs        | 12/2/1973      | T           | 20-20    |
| Kansas City Chiefs           | 12/14/1975     | W           | 40-14    |
| at Kansas City Chiefs        | 12/12/1976     | L           | 14-39    |
| Kansas City Chiefs           | 10/30/1977     | W           | 44-7     |
| at Kansas City Chiefs        | 10/22/1978     | L           | 3-17     |
| at Kansas City Chiefs        | 9/9/1979       | W           | 27-24    |
| Kansas City Chiefs           | 9/21/1980      | W           | 20-13    |
| at Kansas City Chiefs        | 9/30/1984      | L           | 6-10     |
| Kansas City Chiefs           | 10/12/1986     | W           | 20-7     |
| at Kansas City Chiefs        | 9/4/1988       | W           | 6-3      |
| Kansas City Chiefs           | 11/19/1989     | T           | 10-10 OT |
| at Kansas City Chiefs        | 9/30/1990      | L           | 0-34     |
| Kansas City Chiefs           | 11/24/1991     | W           | 20-15    |
| at Kansas City Chiefs        | 11/20/1994     | L           | 13-20    |
| Kansas City Chiefs           | 9/24/1995      | W           | 35-17    |
| Kansas City Chiefs           | 9/8/2002       | L           | 39-40    |
| at Kansas City Chiefs        | 11/9/2003      | L           | 20-41    |
| Kansas City Chiefs           | 12/3/2006      | W           | 31-28 OT |
| at Kansas City Chiefs        | 12/20/2009     | W           | 41-34    |
| Kansas City Chiefs           | 9/19/2010      | L           | 14-16    |
| Kansas City Chiefs           | 12/9/2012      | W           | 30-7     |
| at Kansas City Chiefs        | 10/27/2013     | L           | 17-23    |
| at Kansas City Chiefs        | 12/27/2015     | L           | 13-17    |
| <b>Regular Season Totals</b> | <b>11-12-2</b> | <b>.480</b> |          |
| <b>Home</b>                  | <b>8-3-1</b>   | <b>.708</b> |          |
| <b>Away</b>                  | <b>3-9-1</b>   | <b>.269</b> |          |

**RESULTS VS. MIAMI DOLPHINS**

|                              |              |             |          |
|------------------------------|--------------|-------------|----------|
| at Miami Dolphins            | 10/25/1970   | W           | 28-0     |
| *at Miami Dolphins           | 12/24/1972   | L           | 14-20    |
| Miami Dolphins               | 10/15/1973   | L           | 9-17     |
| Miami Dolphins               | 11/28/1976   | W           | 17-13    |
| Miami Dolphins               | 11/18/1979   | W           | 30-24 OT |
| *at Miami Dolphins           | 1/4/1986     | L           | 21-24    |
| Miami Dolphins               | 11/10/1986   | W           | 26-16    |
| at Miami Dolphins            | 12/12/1988   | L           | 31-38    |
| at Miami Dolphins            | 10/8/1989    | L           | 10-13 OT |
| Miami Dolphins               | 11/25/1990   | L           | 13-30    |
| Miami Dolphins               | 9/14/1992    | L           | 23-27    |
| Miami Dolphins               | 10/10/1993   | L           | 14-24    |
| at Miami Dolphins            | 12/26/2004   | L           | 7-10     |
| Miami Dolphins               | 11/20/2005   | W           | 22-0     |
| Miami Dolphins               | 10/14/2007   | W           | 41-31    |
| at Miami Dolphins            | 12/5/2010    | W           | 13-10    |
| Miami Dolphins               | 9/25/2011    | W           | 17-16    |
| Miami Dolphins               | 9/8/2013     | L           | 10-23    |
| <b>Regular Season Totals</b> | <b>8-8-0</b> | <b>.500</b> |          |
| <b>Home</b>                  | <b>6-5-0</b> | <b>.545</b> |          |
| <b>Away</b>                  | <b>2-3-0</b> | <b>.400</b> |          |
| <b>Playoffs</b>              | <b>0-2-0</b> | <b>.000</b> |          |

**RESULTS VS. MINNESOTA VIKINGS**

|                              |               |             |          |
|------------------------------|---------------|-------------|----------|
| Minnesota Vikings            | 10/31/1965    | L           | 17-27    |
| Minnesota Vikings            | 11/19/1967    | W           | 14-10    |
| at Minnesota Vikings         | 11/9/1969     | L           | 3-51     |
| *at Minnesota Vikings        | 1/4/1970      | L           | 7-27     |
| at Minnesota Vikings         | 11/4/1973     | L           | 3-26     |
| Minnesota Vikings            | 9/28/1975     | L           | 10-42    |
| at Minnesota Vikings         | 12/14/1980    | L           | 23-28    |
| Minnesota Vikings            | 9/4/1983      | L           | 21-27    |
| at Minnesota Vikings         | 10/26/1986    | W           | 23-20    |
| Minnesota Vikings            | 12/17/1989    | W           | 23-17 OT |
| at Minnesota Vikings         | 11/22/1992    | L           | 13-17    |
| at Minnesota Vikings         | 12/9/1995     | L           | 11-27    |
| at Minnesota Vikings         | 11/27/2005    | L           | 12-24    |
| Minnesota Vikings            | 9/13/2009     | L           | 20-34    |
| at Minnesota Vikings         | 9/22/2013     | W           | 31-27    |
| <b>Regular Season Totals</b> | <b>4-10-0</b> | <b>.286</b> |          |
| <b>Home</b>                  | <b>2-4-0</b>  | <b>.333</b> |          |
| <b>Away</b>                  | <b>2-6-0</b>  | <b>.250</b> |          |
| <b>Playoffs</b>              | <b>0-1-0</b>  | <b>.000</b> |          |

**RESULTS VS. NEW ENGLAND PATRIOTS**

|                              |                |              |          |
|------------------------------|----------------|--------------|----------|
| New England Patriots         | 11/21/1971     | W            | 27-7     |
| at New England Patriots      | 11/10/1974     | W            | 21-14    |
| New England Patriots         | 9/26/1977      | W            | 30-27 OT |
| at New England Patriots      | 9/7/1980       | L            | 17-34    |
| New England Patriots         | 11/21/1982     | W            | 10-7     |
| at New England Patriots      | 11/20/1983     | W            | 30-0     |
| New England Patriots         | 10/7/1984      | L            | 16-17    |
| New England Patriots         | 10/6/1985      | W            | 24-20    |
| at New England Patriots      | 10/4/1987      | W            | 20-10    |
| at New England Patriots      | 9/8/1991       | W            | 20-0     |
| at New England Patriots      | 10/25/1992     | W            | 19-17    |
| New England Patriots         | 12/19/1993     | L            | 17-20    |
| New England Patriots         | 11/6/1994      | W            | 13-6     |
| *New England Patriots        | 1/1/1995       | W            | 20-13    |
| at New England Patriots      | 9/3/1995       | L            | 14-17    |
| New England Patriots         | 10/3/1999      | L            | 7-19     |
| New England Patriots         | 11/12/2000     | W            | 19-11    |
| at New England Patriots      | 12/9/2001      | L            | 16-27    |
| at New England Patriots      | 10/26/2003     | L            | 3-9      |
| New England Patriots         | 12/5/2004      | L            | 15-42    |
| at New England Patriots      | 10/7/2007      | L            | 17-34    |
| New England Patriots         | 11/7/2010      | W            | 34-14    |
| at New England Patriots      | 12/8/2013      | L            | 26-27    |
| <b>Regular Season Totals</b> | <b>12-10-0</b> | <b>.545</b>  |          |
| <b>Home</b>                  | <b>7-4-0</b>   | <b>.636</b>  |          |
| <b>Away</b>                  | <b>5-6-0</b>   | <b>.455</b>  |          |
| <b>Playoffs</b>              | <b>1-0-0</b>   | <b>1.000</b> |          |

**RESULTS VS. NEW ORLEANS SAINTS**

|                              |               |             |       |
|------------------------------|---------------|-------------|-------|
| at New Orleans Saints        | 10/1/1967     | W           | 42-7  |
| at New Orleans Saints        | 9/15/1968     | W           | 24-10 |
| New Orleans Saints           | 11/10/1968    | W           | 35-17 |
| at New Orleans Saints        | 10/12/1969    | W           | 27-17 |
| at New Orleans Saints        | 12/12/1971    | W           | 21-17 |
| New Orleans Saints           | 11/30/1975    | W           | 17-16 |
| at New Orleans Saints        | 10/8/1978     | W           | 24-16 |
| New Orleans Saints           | 10/18/1981    | W           | 20-17 |
| New Orleans Saints           | 10/28/1984    | L           | 14-16 |
| at New Orleans Saints        | 9/13/1987     | L           | 21-28 |
| at New Orleans Saints        | 10/14/1990    | L           | 20-25 |
| New Orleans Saints           | 12/5/1993     | W           | 17-13 |
| at New Orleans Saints        | 10/31/1999    | W           | 21-16 |
| at New Orleans Saints        | 11/24/2002    | W           | 24-15 |
| New Orleans Saints           | 9/10/2006     | L           | 14-19 |
| at New Orleans Saints        | 10/24/2010    | W           | 30-17 |
| New Orleans Saints           | 9/14/2014     | W           | 26-24 |
| <b>Regular Season Totals</b> | <b>13-4-0</b> | <b>.765</b> |       |
| <b>Home</b>                  | <b>5-2-0</b>  | <b>.714</b> |       |
| <b>Away</b>                  | <b>8-2-0</b>  | <b>.800</b> |       |

**RESULTS VS. NEW YORK GIANTS**

|                     |            |   |       |
|---------------------|------------|---|-------|
| New York Giants     | 10/1/1950  | L | 0-6   |
| at New York Giants  | 10/22/1950 | L | 13-17 |
| *New York Giants    | 12/17/1950 | W | 8-3   |
| New York Giants     | 10/27/1951 | W | 14-13 |
| at New York Giants  | 11/18/1951 | W | 10-0  |
| New York Giants     | 10/12/1952 | L | 9-17  |
| at New York Giants  | 12/14/1952 | L | 34-37 |
| at New York Giants  | 10/25/1953 | W | 7-0   |
| New York Giants     | 12/6/1953  | W | 62-14 |
| New York Giants     | 10/31/1954 | W | 24-14 |
| at New York Giants  | 11/28/1954 | W | 16-7  |
| New York Giants     | 11/6/1955  | W | 24-14 |
| at New York Giants  | 11/27/1955 | T | 35-35 |
| New York Giants     | 10/14/1956 | L | 9-21  |
| at New York Giants  | 12/9/1956  | W | 24-7  |
| New York Giants     | 9/29/1957  | W | 6-3   |
| at New York Giants  | 12/15/1957 | W | 34-28 |
| New York Giants     | 11/2/1958  | L | 17-21 |
| at New York Giants  | 12/14/1958 | L | 10-13 |
| *at New York Giants | 12/21/1958 | L | 0-10  |
| New York Giants     | 10/11/1959 | L | 6-10  |
| at New York Giants  | 12/6/1959  | L | 7-48  |
| New York Giants     | 11/6/1960  | L | 13-17 |
| at New York Giants  | 12/15/1960 | W | 48-34 |
| New York Giants     | 11/26/1961 | L | 21-37 |

|                              |                |   |             |
|------------------------------|----------------|---|-------------|
| at New York Giants           | 12/17/1961     | T | 7-7         |
| New York Giants              | 9/16/1962      | W | 17-7        |
| at New York Giants           | 12/9/1962      | L | 13-17       |
| at New York Giants           | 10/13/1963     | W | 35-24       |
| New York Giants              | 10/27/1963     | L | 6-33        |
| New York Giants              | 10/25/1964     | W | 42-20       |
| at New York Giants           | 12/12/1964     | W | 52-20       |
| at New York Giants           | 10/24/1965     | W | 38-14       |
| New York Giants              | 11/14/1965     | W | 34-21       |
| at New York Giants           | 10/2/1966      | W | 28-7        |
| New York Giants              | 12/4/1966      | W | 49-40       |
| at New York Giants           | 10/29/1967     | L | 34-38       |
| New York Giants              | 12/3/1967      | W | 24-14       |
| New York Giants              | 12/1/1968      | W | 45-10       |
| New York Giants              | 11/23/1969     | W | 28-17       |
| at New York Giants           | 12/21/1969     | L | 14-27       |
| New York Giants              | 9/30/1973      | W | 12-10       |
| at New York Giants           | 11/20/1977     | W | 21-7        |
| at New York Giants           | 12/1/1985      | W | 35-33       |
| at New York Giants           | 9/22/1991      | L | 10-13       |
| New York Giants              | 12/4/1994      | L | 13-16       |
| New York Giants              | 11/5/2000      | L | 3-24        |
| at New York Giants           | 9/26/2004      | L | 10-27       |
| New York Giants              | 10/13/2008     | W | 35-14       |
| at New York Giants           | 10/7/2012      | L | 27-41       |
| <b>Regular Season Totals</b> | <b>26-20-2</b> |   | <b>.563</b> |
| <b>Home</b>                  | <b>14-10-0</b> |   | <b>.583</b> |
| <b>Away</b>                  | <b>12-10-2</b> |   | <b>.565</b> |
| <b>Playoffs</b>              | <b>1-1-0</b>   |   | <b>.542</b> |

**RESULTS VS. NEW YORK JETS**

|                              |                |   |              |
|------------------------------|----------------|---|--------------|
| New York Jets                | 9/21/1970      | W | 31-21        |
| at New York Jets             | 12/17/1972     | W | 26-10        |
| New York Jets                | 9/12/1976      | W | 38-17        |
| New York Jets                | 12/10/1978     | W | 37-34 OT     |
| at New York Jets             | 9/2/1979       | W | 25-22 OT     |
| New York Jets                | 12/7/1980      | W | 17-14        |
| New York Jets                | 12/12/1981     | L | 13-14        |
| New York Jets                | 10/9/1983      | W | 10-7         |
| New York Jets                | 10/14/1984     | L | 20-24        |
| at New York Jets             | 12/22/1985     | L | 10-37        |
| *New York Jets               | 1/11/1987      | W | 23-20 2OT    |
| New York Jets                | 9/11/1988      | L | 3-23         |
| New York Jets                | 9/17/1989      | W | 38-24        |
| at New York Jets             | 9/16/1990      | L | 21-24        |
| New York Jets                | 10/6/1991      | L | 14-17        |
| New York Jets                | 10/2/1994      | W | 27-7         |
| at New York Jets             | 10/27/2002     | W | 24-21        |
| New York Jets                | 11/21/2004     | L | 7-10         |
| New York Jets                | 10/29/2006     | W | 20-13        |
| at New York Jets             | 12/9/2007      | W | 24-18        |
| New York Jets                | 11/14/2010     | L | 20-26 OT     |
| at New York Jets             | 12/22/2013     | L | 13-24        |
| at New York Jets             | 9/13/2015      | L | 10-31        |
| <b>Regular Season Totals</b> | <b>12-10-0</b> |   | <b>.545</b>  |
| <b>Home</b>                  | <b>8-6-0</b>   |   | <b>.571</b>  |
| <b>Away</b>                  | <b>4-4-0</b>   |   | <b>.500</b>  |
| <b>Playoffs</b>              | <b>1-0-0</b>   |   | <b>1.000</b> |

**RESULTS VS. OAKLAND RAIDERS**

|                         |            |   |       |
|-------------------------|------------|---|-------|
| at Oakland Raiders      | 11/8/1970  | L | 20-23 |
| Oakland Raiders         | 10/4/1971  | L | 20-34 |
| at Oakland Raiders      | 11/18/1973 | W | 7-3   |
| Oakland Raiders         | 10/6/1974  | L | 24-40 |
| at Oakland Raiders      | 11/16/1975 | L | 17-38 |
| Oakland Raiders         | 10/9/1977  | L | 10-26 |
| at Oakland Raiders      | 12/9/1979  | L | 14-19 |
| *Oakland Raiders        | 1/4/1981   | L | 12-14 |
| *at Los Angeles Raiders | 1/8/1983   | L | 10-27 |
| Los Angeles Raiders     | 10/20/1985 | L | 20-21 |
| at Los Angeles Raiders  | 11/16/1986 | L | 14-27 |
| at Los Angeles Raiders  | 12/20/1987 | W | 24-17 |
| at Los Angeles Raiders  | 9/20/1992  | W | 28-16 |
| at Los Angeles Raiders  | 9/19/1993  | W | 19-16 |
| at Oakland Raiders      | 9/24/2000  | L | 10-36 |
| Oakland Raiders         | 10/12/2003 | W | 13-7  |
| at Oakland Raiders      | 12/18/2005 | W | 9-7   |

|                              |                |   |             |
|------------------------------|----------------|---|-------------|
| at Oakland Raiders           | 10/1/2006      | W | 24-21       |
| at Oakland Raiders           | 9/23/2007      | L | 24-26       |
| Oakland Raiders              | 12/27/2009     | W | 23-9        |
| at Oakland Raiders           | 10/16/2011     | L | 17-24       |
| at Oakland Raiders           | 12/2/2012      | W | 20-17       |
| Oakland Raiders              | 10/26/2014     | W | 23-13       |
| Oakland Raiders              | 9/27/2015      | L | 20-27       |
| <b>Regular Season Totals</b> | <b>10-12-0</b> |   | <b>.454</b> |
| <b>Home</b>                  | <b>3-5-0</b>   |   | <b>.375</b> |
| <b>Away</b>                  | <b>7-7-0</b>   |   | <b>.500</b> |
| <b>Playoffs</b>              | <b>0-2-0</b>   |   | <b>.000</b> |

**RESULTS VS. PHILADELPHIA EAGLES**

|                              |                |   |             |
|------------------------------|----------------|---|-------------|
| at Philadelphia Eagles       | 9/16/1950      | W | 35-10       |
| Philadelphia Eagles          | 12/3/1950      | W | 13-7        |
| Philadelphia Eagles          | 11/11/1951     | W | 20-17       |
| at Philadelphia Eagles       | 12/16/1951     | W | 24-9        |
| at Philadelphia Eagles       | 10/19/1952     | W | 49-7        |
| Philadelphia Eagles          | 11/23/1952     | L | 20-28       |
| Philadelphia Eagles          | 10/10/1953     | W | 37-13       |
| at Philadelphia Eagles       | 12/13/1953     | L | 27-42       |
| at Philadelphia Eagles       | 9/26/1954      | L | 10-28       |
| Philadelphia Eagles          | 11/21/1954     | W | 6-0         |
| Philadelphia Eagles          | 10/9/1955      | W | 21-17       |
| at Philadelphia Eagles       | 11/13/1955     | L | 17-33       |
| at Philadelphia Eagles       | 11/18/1956     | W | 16-0        |
| Philadelphia Eagles          | 12/2/1956      | W | 17-14       |
| Philadelphia Eagles          | 10/13/1957     | W | 24-7        |
| at Philadelphia Eagles       | 10/20/1957     | L | 7-17        |
| Philadelphia Eagles          | 11/23/1958     | W | 28-14       |
| at Philadelphia Eagles       | 12/7/1958      | W | 21-14       |
| Philadelphia Eagles          | 11/8/1959      | W | 28-7        |
| at Philadelphia Eagles       | 12/13/1959     | W | 28-21       |
| at Philadelphia Eagles       | 9/25/1960      | W | 41-24       |
| Philadelphia Eagles          | 10/23/1960     | L | 29-31       |
| at Philadelphia Eagles       | 9/17/1961      | L | 20-27       |
| Philadelphia Eagles          | 11/19/1961     | W | 45-24       |
| at Philadelphia Eagles       | 9/30/1962      | L | 7-35        |
| Philadelphia Eagles          | 11/4/1962      | T | 14-14       |
| Philadelphia Eagles          | 10/20/1963     | W | 37-7        |
| at Philadelphia Eagles       | 11/3/1963      | W | 23-17       |
| at Philadelphia Eagles       | 9/27/1964      | W | 28-20       |
| Philadelphia Eagles          | 11/29/1964     | W | 38-24       |
| at Philadelphia Eagles       | 10/3/1965      | W | 35-17       |
| Philadelphia Eagles          | 11/7/1965      | W | 38-34       |
| Philadelphia Eagles          | 11/13/1966     | W | 27-7        |
| at Philadelphia Eagles       | 12/11/1966     | L | 21-33       |
| at Philadelphia Eagles       | 12/17/1967     | L | 24-28       |
| Philadelphia Eagles          | 11/24/1968     | W | 47-13       |
| at Philadelphia Eagles       | 9/21/1969      | W | 27-20       |
| at Philadelphia Eagles       | 9/24/1972      | W | 27-17       |
| Philadelphia Eagles          | 11/14/1976     | W | 24-3        |
| at Philadelphia Eagles       | 11/4/1979      | W | 24-19       |
| Philadelphia Eagles          | 9/19/1982      | L | 21-24       |
| Philadelphia Eagles          | 10/16/1988     | W | 19-3        |
| Philadelphia Eagles          | 11/10/1991     | L | 30-32       |
| at Philadelphia Eagles       | 11/13/1994     | W | 26-7        |
| Philadelphia Eagles          | 12/10/2000     | L | 24-35       |
| Philadelphia Eagles          | 10/24/2004     | L | 31-34 OT    |
| at Philadelphia Eagles       | 12/15/2008     | L | 10-30       |
| Philadelphia Eagles          | 9/9/2012       | L | 16-17       |
| <b>Regular Season Totals</b> | <b>31-16-1</b> |   | <b>.656</b> |
| <b>Home</b>                  | <b>17-7-1</b>  |   | <b>.700</b> |
| <b>Away</b>                  | <b>14-9-0</b>  |   | <b>.609</b> |

**RESULTS VS. PITTSBURGH STEELERS**

|                        |            |   |       |
|------------------------|------------|---|-------|
| at Pittsburgh Steelers | 10/7/1950  | W | 30-17 |
| Pittsburgh Steelers    | 10/29/1950 | W | 45-7  |
| Pittsburgh Steelers    | 10/21/1951 | W | 17-0  |
| at Pittsburgh Steelers | 12/9/1951  | W | 28-0  |
| at Pittsburgh Steelers | 10/4/1952  | W | 21-20 |
| Pittsburgh Steelers    | 11/16/1952 | W | 29-28 |
| Pittsburgh Steelers    | 11/8/1953  | W | 34-16 |
| at Pittsburgh Steelers | 11/22/1953 | W | 20-16 |
| at Pittsburgh Steelers | 10/17/1954 | L | 27-55 |
| Pittsburgh Steelers    | 12/12/1954 | W | 42-7  |
| Pittsburgh Steelers    | 11/20/1955 | W | 41-14 |
| at Pittsburgh Steelers | 12/4/1955  | W | 30-7  |

|                        |            |   |          |
|------------------------|------------|---|----------|
| at Pittsburgh Steelers | 10/6/1956  | W | 14-10    |
| Pittsburgh Steelers    | 11/28/1956 | L | 16-24    |
| at Pittsburgh Steelers | 10/5/1957  | W | 23-12    |
| Pittsburgh Steelers    | 11/10/1957 | W | 24-0     |
| at Pittsburgh Steelers | 10/5/1958  | W | 45-12    |
| Pittsburgh Steelers    | 10/19/1958 | W | 27-10    |
| at Pittsburgh Steelers | 9/26/1959  | L | 7-17     |
| Pittsburgh Steelers    | 11/22/1959 | L | 20-21    |
| Pittsburgh Steelers    | 10/2/1960  | W | 28-20    |
| at Pittsburgh Steelers | 11/20/1960 | L | 10-14    |
| at Pittsburgh Steelers | 10/22/1961 | W | 30-28    |
| Pittsburgh Steelers    | 11/5/1961  | L | 13-17    |
| at Pittsburgh Steelers | 10/28/1962 | W | 41-14    |
| Pittsburgh Steelers    | 11/25/1962 | W | 35-14    |
| Pittsburgh Steelers    | 10/5/1963  | W | 35-23    |
| at Pittsburgh Steelers | 11/10/1963 | L | 7-9      |
| Pittsburgh Steelers    | 10/10/1964 | L | 7-23     |
| at Pittsburgh Steelers | 11/1/1964  | W | 30-17    |
| Pittsburgh Steelers    | 10/9/1965  | W | 24-19    |
| at Pittsburgh Steelers | 11/28/1965 | W | 42-21    |
| Pittsburgh Steelers    | 10/8/1966  | W | 41-10    |
| at Pittsburgh Steelers | 11/6/1966  | L | 6-16     |
| Pittsburgh Steelers    | 10/7/1967  | W | 21-10    |
| at Pittsburgh Steelers | 11/5/1967  | W | 34-14    |
| Pittsburgh Steelers    | 10/5/1968  | W | 31-24    |
| at Pittsburgh Steelers | 11/17/1968 | W | 45-24    |
| Pittsburgh Steelers    | 10/18/1969 | W | 42-31    |
| at Pittsburgh Steelers | 11/16/1969 | W | 24-3     |
| Pittsburgh Steelers    | 10/3/1970  | W | 15-7     |
| at Pittsburgh Steelers | 11/29/1970 | L | 9-28     |
| Pittsburgh Steelers    | 10/10/1971 | W | 27-17    |
| at Pittsburgh Steelers | 11/7/1971  | L | 9-26     |
| Pittsburgh Steelers    | 11/19/1972 | W | 26-24    |
| at Pittsburgh Steelers | 12/3/1972  | L | 0-30     |
| at Pittsburgh Steelers | 9/23/1973  | L | 6-33     |
| Pittsburgh Steelers    | 11/25/1973 | W | 21-16    |
| at Pittsburgh Steelers | 10/20/1974 | L | 16-20    |
| Pittsburgh Steelers    | 11/17/1974 | L | 16-26    |
| Pittsburgh Steelers    | 10/5/1975  | L | 6-42     |
| at Pittsburgh Steelers | 12/7/1975  | L | 17-31    |
| at Pittsburgh Steelers | 9/19/1976  | L | 14-31    |
| Pittsburgh Steelers    | 10/10/1976 | W | 18-16    |
| Pittsburgh Steelers    | 10/2/1977  | L | 14-28    |
| at Pittsburgh Steelers | 11/13/1977 | L | 31-35    |
| at Pittsburgh Steelers | 9/24/1978  | L | 9-15 OT  |
| Pittsburgh Steelers    | 10/15/1978 | L | 14-34    |
| Pittsburgh Steelers    | 10/7/1979  | L | 35-51    |
| at Pittsburgh Steelers | 11/25/1979 | L | 30-33 OT |
| Pittsburgh Steelers    | 10/26/1980 | W | 27-26    |
| at Pittsburgh Steelers | 11/16/1980 | L | 13-16    |
| at Pittsburgh Steelers | 10/11/1981 | L | 7-13     |
| Pittsburgh Steelers    | 11/22/1981 | L | 10-32    |
| Pittsburgh Steelers    | 12/19/1982 | W | 10-9     |
| at Pittsburgh Steelers | 1/2/1983   | L | 21-37    |
| at Pittsburgh Steelers | 10/16/1983 | L | 17-44    |
| Pittsburgh Steelers    | 12/18/1983 | W | 30-17    |
| Pittsburgh Steelers    | 9/23/1984  | W | 20-10    |
| at Pittsburgh Steelers | 12/9/1984  | L | 20-23    |
| Pittsburgh Steelers    | 9/16/1985  | W | 17-7     |
| at Pittsburgh Steelers | 11/3/1985  | L | 9-10     |
| at Pittsburgh Steelers | 10/5/1986  | W | 27-24    |
| Pittsburgh Steelers    | 11/23/1986 | W | 37-31 OT |
| Pittsburgh Steelers    | 9/20/1987  | W | 34-10    |
| at Pittsburgh Steelers | 12/26/1987 | W | 19-13    |
| at Pittsburgh Steelers | 10/2/1988  | W | 23-9     |
| Pittsburgh Steelers    | 11/20/1988 | W | 27-7     |
| at Pittsburgh Steelers | 9/10/1989  | W | 51-0     |
| Pittsburgh Steelers    | 10/15/1989 | L | 7-17     |
| Pittsburgh Steelers    | 9/9/1990   | W | 13-3     |
| at Pittsburgh Steelers | 12/23/1990 | L | 0-35     |
| Pittsburgh Steelers    | 10/27/1991 | W | 17-14    |
| at Pittsburgh Steelers | 12/22/1991 | L | 10-17    |
| Pittsburgh Steelers    | 10/11/1992 | W | 17-9     |
| at Pittsburgh Steelers | 12/27/1992 | L | 13-23    |
| Pittsburgh Steelers    | 10/24/1993 | W | 28-23    |
| at Pittsburgh Steelers | 1/2/1994   | L | 9-16     |

|                              |                |             |          |
|------------------------------|----------------|-------------|----------|
| Pittsburgh Steelers          | 9/11/1994      | L           | 10-17    |
| at Pittsburgh Steelers       | 12/18/1994     | L           | 7-17     |
| *at Pittsburgh Steelers      | 1/7/1995       | L           | 9-29     |
| at Pittsburgh Steelers       | 11/13/1995     | L           | 3-20     |
| Pittsburgh Steelers          | 11/26/1995     | L           | 17-20    |
| Pittsburgh Steelers          | 9/12/1999      | L           | 0-43     |
| at Pittsburgh Steelers       | 11/14/1999     | W           | 16-15    |
| Pittsburgh Steelers          | 9/17/2000      | W           | 23-20    |
| at Pittsburgh Steelers       | 10/22/2000     | L           | 0-22     |
| Pittsburgh Steelers          | 11/1/2001      | L           | 12-15 OT |
| at Pittsburgh Steelers       | 1/6/2002       | L           | 7-28     |
| at Pittsburgh Steelers       | 9/29/2002      | L           | 13-16 OT |
| Pittsburgh Steelers          | 11/3/2002      | L           | 20-23    |
| *at Pittsburgh Steelers      | 1/5/2003       | L           | 33-36    |
| at Pittsburgh Steelers       | 10/5/2003      | W           | 33-13    |
| Pittsburgh Steelers          | 11/23/2003     | L           | 6-13     |
| at Pittsburgh Steelers       | 10/10/2004     | L           | 23-34    |
| Pittsburgh Steelers          | 11/14/2004     | L           | 10-24    |
| at Pittsburgh Steelers       | 11/13/2005     | L           | 21-34    |
| Pittsburgh Steelers          | 12/24/2005     | L           | 0-41     |
| Pittsburgh Steelers          | 11/19/2006     | L           | 20-24    |
| at Pittsburgh Steelers       | 12/7/2006      | L           | 7-27     |
| Pittsburgh Steelers          | 9/9/2007       | L           | 7-34     |
| at Pittsburgh Steelers       | 11/11/2007     | L           | 28-31    |
| Pittsburgh Steelers          | 9/14/2008      | L           | 6-10     |
| at Pittsburgh Steelers       | 12/28/2008     | L           | 0-31     |
| at Pittsburgh Steelers       | 10/18/2009     | L           | 14-27    |
| Pittsburgh Steelers          | 12/10/2009     | W           | 13-6     |
| at Pittsburgh Steelers       | 10/17/2010     | L           | 10-28    |
| Pittsburgh Steelers          | 1/2/2011       | L           | 9-41     |
| at Pittsburgh Steelers       | 12/8/2011      | L           | 3-14     |
| Pittsburgh Steelers          | 1/1/2012       | L           | 9-13     |
| Pittsburgh Steelers          | 11/25/2012     | W           | 20-14    |
| at Pittsburgh Steelers       | 12/30/2012     | L           | 10-24    |
| Pittsburgh Steelers          | 11/24/2013     | L           | 11-27    |
| at Pittsburgh Steelers       | 12/29/2013     | L           | 7-20     |
| at Pittsburgh Steelers       | 9/7/2014       | L           | 27-30    |
| Pittsburgh Steelers          | 10/12/2014     | W           | 31-10    |
| at Pittsburgh Steelers       | 11/15/2015     | L           | 9-30     |
| Pittsburgh Steelers          | 1/3/2016       | L           | 12-28    |
| <b>Regular Season Totals</b> | <b>58-68-0</b> | <b>.460</b> |          |
| <b>Home</b>                  | <b>37-26-0</b> | <b>.587</b> |          |
| <b>Away</b>                  | <b>21-42-0</b> | <b>.333</b> |          |
| <b>Playoffs</b>              | <b>0-2-0</b>   | <b>.000</b> |          |

**RESULTS VS. ST. LOUIS RAMS**

|                              |               |             |       |
|------------------------------|---------------|-------------|-------|
| *Los Angeles Rams            | 12/24/1950    | W           | 30-28 |
| at Los Angeles Rams          | 10/7/1951     | W           | 38-23 |
| *at Los Angeles Rams         | 12/23/1951    | L           | 17-24 |
| Los Angeles Rams             | 9/28/1952     | W           | 37-7  |
| *at Los Angeles Rams         | 12/26/1955    | W           | 38-14 |
| Los Angeles Rams             | 11/24/1957    | W           | 45-31 |
| at Los Angeles Rams          | 9/28/1958     | W           | 30-27 |
| Los Angeles Rams             | 9/29/1963     | W           | 20-6  |
| at Los Angeles Rams          | 12/12/1965    | L           | 7-42  |
| Los Angeles Rams             | 9/29/1968     | L           | 6-24  |
| at Los Angeles Rams          | 12/16/1973    | L           | 17-30 |
| Los Angeles Rams             | 11/27/1977    | L           | 0-9   |
| Los Angeles Rams             | 11/26/1978    | W           | 30-19 |
| at Los Angeles Rams          | 10/4/1981     | L           | 16-27 |
| at Los Angeles Rams          | 9/9/1984      | L           | 17-20 |
| Los Angeles Rams             | 10/26/1987    | W           | 30-17 |
| Los Angeles Rams             | 12/2/1990     | L           | 23-38 |
| at Los Angeles Rams          | 12/26/1993    | W           | 42-14 |
| at St. Louis Rams            | 10/24/1999    | L           | 3-34  |
| St. Louis Rams               | 12/8/2003     | L           | 20-26 |
| at St. Louis Rams            | 10/28/2007    | W           | 27-20 |
| St. Louis Rams               | 11/13/2011    | L           | 12-13 |
| at St. Louis Rams            | 10/25/2015    | L           | 6-24  |
| <b>Regular Season Totals</b> | <b>9-11-0</b> | <b>.450</b> |       |
| <b>Home</b>                  | <b>5-5-0</b>  | <b>.500</b> |       |
| <b>Away</b>                  | <b>4-6-0</b>  | <b>.400</b> |       |
| <b>Playoffs</b>              | <b>2-1-0</b>  | <b>.667</b> |       |

**RESULTS VS. SAN DIEGO CHARGERS**

|                       |            |   |       |
|-----------------------|------------|---|-------|
| San Diego Chargers    | 11/1/1970  | L | 10-27 |
| at San Diego Chargers | 11/13/1972 | W | 21-17 |

|                              |               |   |             |
|------------------------------|---------------|---|-------------|
| San Diego Chargers           | 10/28/1973    | T | 16-16       |
| at San Diego Chargers        | 11/3/1974     | L | 35-36       |
| San Diego Chargers           | 10/24/1976    | W | 21-17       |
| at San Diego Chargers        | 12/4/1977     | L | 14-37       |
| San Diego Chargers           | 9/7/1981      | L | 14-44       |
| San Diego Chargers           | 12/5/1982     | L | 13-30       |
| at San Diego Chargers        | 9/25/1983     | W | 30-24 OT    |
| at San Diego Chargers        | 9/29/1985     | W | 21-7        |
| San Diego Chargers           | 12/21/1986    | W | 47-17       |
| at San Diego Chargers        | 11/1/1987     | L | 24-27 OT    |
| San Diego Chargers           | 9/23/1990     | L | 14-24       |
| at San Diego Chargers        | 10/20/1991    | W | 30-24 OT    |
| San Diego Chargers           | 11/15/1992    | L | 13-14       |
| at San Diego Chargers        | 12/3/1995     | L | 13-31       |
| San Diego Chargers           | 12/5/1999     | L | 10-23       |
| San Diego Chargers           | 10/7/2001     | W | 20-16       |
| at San Diego Chargers        | 10/19/2003    | L | 20-26       |
| San Diego Chargers           | 12/19/2004    | L | 0-21        |
| at San Diego Chargers        | 11/5/2006     | L | 25-32       |
| San Diego Chargers           | 12/6/2009     | L | 23-30       |
| San Diego Chargers           | 10/28/2012    | W | 7-6         |
| at San Diego Chargers        | 10/4/2015     | L | 27-30       |
| <b>Regular Season Totals</b> | <b>8-15-1</b> |   | <b>.354</b> |
| <b>Home</b>                  | <b>4-8-1</b>  |   | <b>.346</b> |
| <b>Away</b>                  | <b>4-7-0</b>  |   | <b>.364</b> |

### RESULTS VS. SAN FRANCISCO 49ERS

|                              |               |   |             |
|------------------------------|---------------|---|-------------|
| San Francisco 49ers          | 11/12/1950    | W | 34-14       |
| at San Francisco 49ers       | 9/30/1951     | L | 10-24       |
| San Francisco 49ers          | 11/15/1953    | W | 23-21       |
| at San Francisco 49ers       | 10/2/1955     | W | 38-3        |
| San Francisco 49ers          | 11/29/1959    | L | 20-21       |
| at San Francisco 49ers       | 12/15/1962    | W | 13-10       |
| at San Francisco 49ers       | 11/3/1968     | W | 33-21       |
| at San Francisco 49ers       | 9/27/1970     | L | 31-34       |
| San Francisco 49ers          | 12/1/1974     | W | 7-0         |
| San Francisco 49ers          | 9/3/1978      | W | 24-7        |
| at San Francisco 49ers       | 11/15/1981    | W | 15-12       |
| San Francisco 49ers          | 11/11/1984    | L | 7-41        |
| at San Francisco 49ers       | 11/29/1987    | L | 24-38       |
| at San Francisco 49ers       | 10/28/1990    | L | 17-20       |
| San Francisco 49ers          | 9/13/1993     | W | 23-13       |
| at San Francisco 49ers       | 9/21/2003     | W | 13-12       |
| San Francisco 49ers          | 12/30/2007    | W | 20-7        |
| at San Francisco 49ers       | 10/30/2011    | L | 10-20       |
| San Francisco 49ers          | 12/13/2015    | W | 24-10       |
| <b>Regular Season Totals</b> | <b>12-7-0</b> |   | <b>.632</b> |
| <b>Home</b>                  | <b>7-2-0</b>  |   | <b>.778</b> |
| <b>Away</b>                  | <b>5-5-0</b>  |   | <b>.500</b> |

### RESULTS VS. SEATTLE SEAHAWKS

|                              |               |   |             |
|------------------------------|---------------|---|-------------|
| at Seattle Seahawks          | 12/18/1977    | L | 19-20       |
| at Seattle Seahawks          | 12/3/1978     | L | 24-47       |
| Seattle Seahawks             | 11/11/1979    | L | 24-29       |
| at Seattle Seahawks          | 10/12/1980    | W | 27-3        |
| at Seattle Seahawks          | 12/20/1981    | L | 21-42       |
| at Seattle Seahawks          | 9/12/1982     | W | 21-7        |
| Seattle Seahawks             | 10/2/1983     | L | 9-24        |
| at Seattle Seahawks          | 9/3/1984      | L | 0-33        |
| at Seattle Seahawks          | 12/8/1985     | L | 13-31       |
| Seattle Seahawks             | 10/9/1988     | L | 10-16       |
| at Seattle Seahawks          | 11/12/1989    | W | 17-7        |
| at Seattle Seahawks          | 11/14/1993    | L | 5-22        |
| Seattle Seahawks             | 12/24/1994    | W | 35-9        |
| Seattle Seahawks             | 9/9/2001      | L | 6-9         |
| at Seattle Seahawks          | 11/30/2003    | L | 7-34        |
| Seattle Seahawks             | 11/4/2007     | W | 33-30 OT    |
| Seattle Seahawks             | 10/23/2011    | W | 6-3         |
| at Seattle Seahawks          | 12/20/2015    | L | 13-30       |
| <b>Regular Season Totals</b> | <b>6-12-0</b> |   | <b>.333</b> |
| <b>Home</b>                  | <b>3-4-0</b>  |   | <b>.429</b> |
| <b>Away</b>                  | <b>3-8-0</b>  |   | <b>.273</b> |

### RESULTS VS. TAMPA BAY BUCCANEERS

|                              |              |   |             |
|------------------------------|--------------|---|-------------|
| at Tampa Bay Buccaneers      | 11/21/1976   | W | 24-7        |
| at Tampa Bay Buccaneers      | 9/28/1980    | W | 34-27       |
| Tampa Bay Buccaneers         | 11/13/1983   | W | 20-0        |
| at Tampa Bay Buccaneers      | 11/5/1989    | W | 42-31       |
| Tampa Bay Buccaneers         | 9/10/1995    | W | 22-6        |
| at Tampa Bay Buccaneers      | 10/13/2002   | L | 3-17        |
| Tampa Bay Buccaneers         | 12/24/2006   | L | 7-22        |
| at Tampa Bay Buccaneers      | 9/12/2010    | L | 14-17       |
| Tampa Bay Buccaneers         | 11/2/2014    | W | 22-17       |
| <b>Regular Season Totals</b> | <b>6-3-0</b> |   | <b>.667</b> |
| <b>Home</b>                  | <b>3-1-0</b> |   | <b>.750</b> |
| <b>Away</b>                  | <b>3-2-0</b> |   | <b>.600</b> |

### RESULTS VS. TENNESSEE TITANS

|                     |            |   |          |
|---------------------|------------|---|----------|
| Houston Oilers      | 11/22/1970 | W | 28-14    |
| at Houston Oilers   | 12/7/1970  | W | 21-10    |
| Houston Oilers      | 9/19/1971  | W | 31-0     |
| at Houston Oilers   | 11/28/1971 | W | 37-24    |
| at Houston Oilers   | 10/22/1972 | W | 23-17    |
| Houston Oilers      | 11/5/1972  | W | 20-0     |
| Houston Oilers      | 10/21/1973 | W | 42-13    |
| at Houston Oilers   | 11/11/1973 | W | 23-13    |
| Houston Oilers      | 9/22/1974  | W | 20-7     |
| at Houston Oilers   | 12/15/1974 | L | 24-28    |
| Houston Oilers      | 10/12/1975 | L | 10-40    |
| at Houston Oilers   | 12/21/1975 | L | 10-21    |
| at Houston Oilers   | 11/7/1976  | W | 21-7     |
| Houston Oilers      | 12/5/1976  | W | 13-10    |
| at Houston Oilers   | 10/16/1977 | W | 24-23    |
| Houston Oilers      | 12/11/1977 | L | 15-19    |
| Houston Oilers      | 10/1/1978  | L | 13-16    |
| at Houston Oilers   | 11/5/1978  | L | 10-14    |
| at Houston Oilers   | 9/30/1979  | L | 10-31    |
| Houston Oilers      | 12/2/1979  | W | 14-7     |
| Houston Oilers      | 9/15/1980  | L | 7-16     |
| at Houston Oilers   | 11/30/1980 | W | 17-14    |
| Houston Oilers      | 9/13/1981  | L | 3-9      |
| at Houston Oilers   | 12/3/1981  | L | 13-17    |
| at Houston Oilers   | 12/26/1982 | W | 20-14    |
| Houston Oilers      | 10/30/1983 | W | 25-19 OT |
| at Houston Oilers   | 12/11/1983 | L | 27-34    |
| Houston Oilers      | 11/25/1984 | W | 27-10    |
| at Houston Oilers   | 12/16/1984 | W | 27-20    |
| at Houston Oilers   | 10/13/1985 | W | 21-6     |
| Houston Oilers      | 12/15/1985 | W | 28-21    |
| at Houston Oilers   | 9/14/1986  | W | 23-20    |
| Houston Oilers      | 11/30/1986 | W | 13-10 OT |
| Houston Oilers      | 10/11/1987 | L | 10-15    |
| at Houston Oilers   | 11/22/1987 | W | 40-7     |
| at Houston Oilers   | 11/7/1988  | L | 17-24    |
| Houston Oilers      | 12/18/1988 | W | 28-23    |
| *Houston Oilers     | 12/24/1988 | L | 23-24    |
| Houston Oilers      | 10/29/1989 | W | 28-17    |
| at Houston Oilers   | 12/23/1989 | W | 24-20    |
| Houston Oilers      | 11/18/1990 | L | 23-35    |
| at Houston Oilers   | 12/9/1990  | L | 14-58    |
| at Houston Oilers   | 11/17/1991 | L | 24-28    |
| Houston Oilers      | 12/15/1991 | L | 14-17    |
| at Houston Oilers   | 11/8/1992  | W | 24-14    |
| Houston Oilers      | 12/20/1992 | L | 14-17    |
| Houston Oilers      | 11/21/1993 | L | 20-27    |
| at Houston Oilers   | 12/12/1993 | L | 17-19    |
| at Houston Oilers   | 10/13/1994 | W | 11-8     |
| Houston Oilers      | 11/27/1994 | W | 34-10    |
| at Houston Oilers   | 9/17/1995  | W | 14-7     |
| Houston Oilers      | 11/5/1995  | L | 10-37    |
| at Tennessee Titans | 9/19/1999  | L | 9-26     |
| Tennessee Titans    | 11/28/1999 | L | 21-33    |
| at Tennessee Titans | 11/19/2000 | L | 10-24    |
| Tennessee Titans    | 12/17/2000 | L | 0-24     |
| Tennessee Titans    | 12/2/2001  | L | 15-31    |



|                              |                |             |          |
|------------------------------|----------------|-------------|----------|
| at Tennessee Titans          | 12/30/2001     | W           | 41-38    |
| at Tennessee Titans          | 9/22/2002      | W           | 31-28 OT |
| Tennessee Titans             | 11/6/2005      | W           | 20-14    |
| at Tennessee Titans          | 12/7/2008      | L           | 9-28     |
| Tennessee Titans             | 10/2/2011      | L           | 13-31    |
| at Tennessee Titans          | 10/5/2014      | W           | 29-28    |
| Tennessee Titans             | 9/20/2015      | W           | 28-14    |
| <b>Regular Season Totals</b> | <b>35-28-0</b> | <b>.556</b> |          |
| <b>Home</b>                  | <b>16-15-0</b> | <b>.516</b> |          |
| <b>Away</b>                  | <b>19-13-0</b> | <b>.594</b> |          |
| <b>Playoffs</b>              | <b>0-1-0</b>   | <b>.000</b> |          |

**RESULTS VS. WASHINGTON REDSKINS**

|                        |            |   |       |
|------------------------|------------|---|-------|
| Washington Redskins    | 11/19/1950 | W | 20-14 |
| at Washington Redskins | 12/10/1950 | W | 45-21 |
| Washington Redskins    | 10/14/1951 | W | 45-0  |
| Washington Redskins    | 10/26/1952 | W | 19-15 |
| at Washington Redskins | 11/30/1952 | W | 48-24 |
| at Washington Redskins | 10/18/1953 | W | 30-14 |
| Washington Redskins    | 11/1/1953  | W | 27-3  |
| Washington Redskins    | 11/7/1954  | W | 62-3  |
| at Washington Redskins | 12/5/1954  | W | 34-14 |
| Washington Redskins    | 9/25/1955  | L | 17-27 |
| at Washington Redskins | 10/16/1955 | W | 24-14 |
| at Washington Redskins | 10/21/1956 | L | 9-20  |
| Washington Redskins    | 11/25/1956 | L | 17-20 |
| Washington Redskins    | 11/3/1957  | W | 21-17 |
| at Washington Redskins | 11/17/1957 | T | 30-30 |
| at Washington Redskins | 11/16/1958 | W | 20-10 |
| Washington Redskins    | 11/30/1958 | W | 21-14 |
| Washington Redskins    | 10/25/1959 | W | 34-7  |

|                              |                |             |       |
|------------------------------|----------------|-------------|-------|
| at Washington Redskins       | 11/15/1959     | W           | 31-17 |
| at Washington Redskins       | 10/30/1960     | W           | 31-10 |
| Washington Redskins          | 12/4/1960      | W           | 27-16 |
| Washington Redskins          | 10/8/1961      | W           | 31-7  |
| at Washington Redskins       | 11/12/1961     | W           | 17-6  |
| Washington Redskins          | 9/23/1962      | L           | 16-17 |
| at Washington Redskins       | 11/11/1962     | L           | 9-17  |
| Washington Redskins          | 9/15/1963      | W           | 37-14 |
| at Washington Redskins       | 12/15/1963     | W           | 27-20 |
| at Washington Redskins       | 9/13/1964      | W           | 27-13 |
| Washington Redskins          | 11/8/1964      | W           | 34-24 |
| at Washington Redskins       | 9/19/1965      | W           | 17-7  |
| Washington Redskins          | 12/5/1965      | W           | 24-16 |
| at Washington Redskins       | 9/11/1966      | W           | 38-14 |
| Washington Redskins          | 11/20/1966     | W           | 14-3  |
| Washington Redskins          | 11/26/1967     | W           | 42-37 |
| at Washington Redskins       | 12/8/1968      | W           | 24-21 |
| Washington Redskins          | 9/28/1969      | W           | 27-23 |
| at Washington Redskins       | 12/19/1971     | W           | 20-13 |
| Washington Redskins          | 10/26/1975     | L           | 7-23  |
| Washington Redskins          | 10/14/1979     | L           | 9-13  |
| Washington Redskins          | 10/27/1985     | L           | 7-14  |
| at Washington Redskins       | 11/27/1988     | W           | 17-13 |
| at Washington Redskins       | 10/13/1991     | L           | 17-42 |
| Washington Redskins          | 10/3/2004      | W           | 17-13 |
| at Washington Redskins       | 10/19/2008     | L           | 11-14 |
| Washington Redskins          | 12/16/2012     | L           | 21-38 |
| <b>Regular Season Totals</b> | <b>33-11-1</b> | <b>.744</b> |       |
| <b>Home</b>                  | <b>17-7-0</b>  | <b>.708</b> |       |
| <b>Away</b>                  | <b>16-4-1</b>  | <b>.786</b> |       |

**BROWNS VS. NFL TEAMS**

|                          | REGULAR SEASON |            |           |             | PLAYOFFS  |           |          |             | COMBINED RECORD |            |           |             |
|--------------------------|----------------|------------|-----------|-------------|-----------|-----------|----------|-------------|-----------------|------------|-----------|-------------|
|                          | W              | L          | T         | %           | W         | L         | T        | %           | W               | L          | T         | %           |
| Arizona Cardinals        | 33             | 14         | 3         | .690        | 0         | 0         | 0        | .000        | 33              | 14         | 3         | .690        |
| Atlanta Falcons          | 11             | 3          | 0         | .786        | 0         | 0         | 0        | .000        | 11              | 3          | 0         | .786        |
| Baltimore Ravens         | 9              | 25         | 0         | .265        | 0         | 0         | 0        | .000        | 9               | 25         | 0         | .265        |
| Buffalo Bills            | 11             | 8          | 0         | .579        | 1         | 0         | 0        | 1.000       | 12              | 8          | 0         | .600        |
| Carolina Panthers        | 1              | 4          | 0         | .200        | 0         | 0         | 0        | .000        | 1               | 4          | 0         | .200        |
| Chicago Bears            | 9              | 6          | 0         | .600        | 0         | 0         | 0        | .000        | 9               | 6          | 0         | .600        |
| Cincinnati Bengals       | 39             | 46         | 0         | .459        | 0         | 0         | 0        | .000        | 39              | 46         | 0         | .459        |
| Dallas Cowboys           | 15             | 12         | 0         | .556        | 2         | 1         | 0        | .667        | 17              | 13         | 0         | .567        |
| Denver Broncos           | 5              | 20         | 0         | .200        | 0         | 3         | 0        | .000        | 5               | 23         | 0         | .179        |
| Detroit Lions            | 4              | 15         | 0         | .211        | 1         | 3         | 0        | .250        | 5               | 18         | 0         | .217        |
| Green Bay Packers        | 7              | 12         | 0         | .368        | 0         | 1         | 0        | .000        | 7               | 13         | 0         | .350        |
| Houston Texans           | 3              | 5          | 0         | .375        | 0         | 0         | 0        | .000        | 3               | 5          | 0         | .375        |
| Indianapolis Colts       | 15             | 14         | 0         | .517        | 2         | 2         | 0        | .500        | 17              | 16         | 0         | .515        |
| Jacksonville Jaguars     | 5              | 11         | 0         | .313        | 0         | 0         | 0        | .000        | 5               | 11         | 0         | .313        |
| Kansas City Chiefs       | 11             | 12         | 2         | .480        | 0         | 0         | 0        | .000        | 11              | 12         | 2         | .480        |
| Miami Dolphins           | 8              | 8          | 0         | .500        | 0         | 2         | 0        | .000        | 8               | 10         | 0         | .444        |
| Minnesota Vikings        | 4              | 10         | 0         | .286        | 0         | 1         | 0        | .000        | 4               | 11         | 0         | .267        |
| New England Patriots     | 12             | 10         | 0         | .545        | 1         | 0         | 0        | 1.000       | 13              | 10         | 0         | .565        |
| New Orleans Saints       | 13             | 4          | 0         | .765        | 0         | 0         | 0        | .000        | 13              | 4          | 0         | .765        |
| New York Giants          | 26             | 20         | 2         | .563        | 1         | 1         | 0        | .500        | 27              | 21         | 2         | .560        |
| New York Jets            | 12             | 10         | 0         | .545        | 1         | 0         | 0        | 1.000       | 13              | 10         | 0         | .565        |
| Oakland Raiders          | 10             | 12         | 0         | .454        | 0         | 2         | 0        | .000        | 10              | 14         | 0         | .417        |
| Philadelphia Eagles      | 31             | 16         | 1         | .656        | 0         | 0         | 0        | .000        | 31              | 16         | 1         | .656        |
| Pittsburgh Steelers      | 58             | 68         | 0         | .460        | 0         | 2         | 0        | .000        | 58              | 70         | 0         | .453        |
| St. Louis Rams           | 9              | 11         | 0         | .450        | 2         | 1         | 0        | .667        | 11              | 12         | 0         | .478        |
| San Diego Chargers       | 8              | 15         | 1         | .354        | 0         | 0         | 0        | .000        | 8               | 15         | 1         | .354        |
| San Francisco 49ers      | 12             | 7          | 0         | .632        | 0         | 0         | 0        | .000        | 12              | 7          | 0         | .632        |
| Seattle Seahawks         | 6              | 12         | 0         | .333        | 0         | 0         | 0        | .000        | 6               | 12         | 0         | .333        |
| Tampa Bay Buccaneers     | 6              | 3          | 0         | .667        | 0         | 0         | 0        | .000        | 6               | 3          | 0         | .667        |
| Tennessee Titans         | 35             | 28         | 0         | .556        | 0         | 1         | 0        | .000        | 35              | 29         | 0         | .547        |
| Washington Redskins      | 33             | 11         | 1         | .744        | 0         | 0         | 0        | .000        | 33              | 11         | 1         | .744        |
| <b>NFL TOTAL RECORDS</b> | <b>457</b>     | <b>439</b> | <b>10</b> | <b>.510</b> | <b>11</b> | <b>20</b> | <b>0</b> | <b>.355</b> | <b>468</b>      | <b>459</b> | <b>10</b> | <b>.505</b> |

## BROWNS NFL RANKING BY YARDS (SINCE 1971)

| YEAR  | OFFENSE |         |         | DEFENSE |         |         |
|-------|---------|---------|---------|---------|---------|---------|
|       | TOTAL   | RUSHING | PASSING | TOTAL   | RUSHING | PASSING |
| 1971  | 18      | 20      | 9       | 17      | 23      | 4       |
| 1972  | 19      | 19      | 21      | 16      | 24      | 3       |
| 1973  | 23      | 13      | 23      | 11      | 15      | 9       |
| 1974  | 20      | 14      | 23      | 23      | 25      | 8       |
| 1975  | 21      | 14      | 21      | 19      | 15      | 23      |
| 1976  | 10      | 9       | 11      | 9       | 4       | 13      |
| 1977  | 9       | 8       | 10      | 20      | 19      | 13      |
| 1978  | 5       | 5       | 8       | 25      | 11      | 28      |
| 1979  | 3       | 14      | 6       | 24      | 27      | 19      |
| <hr/> |         |         |         |         |         |         |
| 1980  | 5       | 26      | 2       | 23      | 6       | 28      |
| 1981  | 4       | 20      | 4       | 16      | 18      | 15      |
| 1982  | 17      | 23      | 12      | 23      | 26      | 14      |
| 1983  | 10      | 19      | 6       | 9       | 14      | 9       |
| 1984  | 24      | 21      | 18      | 2       | 15      | 3       |
| 1985  | 21      | 8       | 25      | 9       | 10      | 12      |
| 1986  | 9       | 22      | 8       | 19      | 18      | 15      |
| 1987  | 9       | 21      | 5       | 3       | 2       | 8       |
| 1988  | 18      | 24      | 9       | 6       | 15      | 6       |
| 1989  | 16      | 21      | 11      | 7       | 10      | 9       |
| <hr/> |         |         |         |         |         |         |
| 1990  | 25      | 28      | 12      | 17      | 23      | 15      |
| 1991  | 19      | 24      | 9       | 18      | 21      | 15      |
| 1992  | 18      | 19      | 17      | 14      | 7       | 19      |
| 1993  | 20      | 17      | 19      | 12      | 12      | 13      |
| 1994  | 16      | 14      | 19      | 7       | 13      | 7       |
| 1995  | 21      | 22      | 14      | 24      | 20      | 24      |
| 1999  | 31      | 31      | 29      | 31      | 31      | 11      |
| <hr/> |         |         |         |         |         |         |
| 2000  | 31      | 30      | 30      | 26      | 29      | 12      |
| 2001  | 31      | 31      | 28      | 22      | 29      | 11      |
| 2002  | 23      | 23      | 18      | 21      | 27      | 15      |
| 2003  | 26      | 20      | 25      | 15      | 23      | 7       |
| 2004  | 28      | 23      | 25      | 15      | 32      | 5       |
| 2005  | 26      | 25      | 23      | 16†     | 30      | 4       |
| 2006  | 31      | 31      | 23      | 27      | 29      | 15      |
| 2007  | 8       | 10      | 12      | 30      | 27      | 24      |
| 2008  | 31      | 26      | 31      | 26      | 28      | 14      |
| 2009  | 32      | 8       | 32      | 31      | 28      | 29      |
| <hr/> |         |         |         |         |         |         |
| 2010  | 29      | 20      | 29      | 22      | 27      | 18      |
| 2011  | 29      | 28      | 24      | 10      | 30      | 2       |
| 2012  | 25      | 24      | 19      | 23      | 19      | 25      |
| 2013  | 18      | 27†     | 11      | 9       | 18      | 8       |
| 2014  | 23      | 17      | 20      | 23      | 32      | 8       |
| 2015  | 25      | 22      | 21      | 27      | 30      | 22      |

### BROWNS IN OVERTIME

**Sept. 26, 1977 – Cleveland 30, New England 27**, at Cleveland: Browns won coin toss. Brian Sipe threw a 22-yard pass to Dave Logan at Patriots' 19. Don Cockroft kicked a 35-yard field goal at 4:45.

**Sept. 10, 1978 – Cleveland 13, Cincinnati 10**, at Cleveland: Browns won toss. Larry Collins returned a kickoff 41 yards to the Browns' 47. Don Cockroft kicked a 27-yard field goal at 4:30.

**Sept. 24, 1978 – Pittsburgh 15, Cleveland 9**, at Pittsburgh: Steelers won toss. Bennie Cunningham scored on a 37-yard "gadget" pass from Terry Bradshaw at 3:43. Steelers started winning drive on their own 21.

**Dec. 10, 1978 – Cleveland 37, New York Jets 34**, at Cleveland: Browns won toss. Don Cockroft kicked a 22-yard field goal at 3:07.

**Sept. 2, 1979 – Cleveland 25, New York Jets 22**, at New York: Jets won toss. Pat Leahy's 43-yard field goal attempt was wide right at 4:41. Johnny Evans' punt was blocked by Donald Dykes and recovered by Tom Newton. Chuck Ramsey punted into the end zone for a touchback. Evans punted and Bruce Harper returned to the Jets' 24. Matt Robinson's pass was intercepted by Oliver Davis and returned 33 yards to Jets' 31. Don Cockroft kicked a 27-yard field goal at 14:45.

**Nov. 18, 1979 – Cleveland 30, Miami 24**, at Cleveland: Browns won toss. Brian Sipe passed 39 yards to Reggie Rucker for touchdown at 1:59.

**Nov. 25, 1979 – Pittsburgh 33, Cleveland 30**, at Pittsburgh: Browns won toss. Brian Sipe's pass was intercepted by Mel Blount on the Steelers' four. Terry Bradshaw's pass was intercepted by Ron Bolton on Browns' 12. Johnny Evans punted and Theo Bell returned to the Steelers' 17. Matt Bahr kicked a 37-yard field goal at 4:51.

**Nov. 8, 1981 – Denver 23, Cleveland 20**, at Denver: Browns won toss. Dennis Smith recovered Calvin Hill's fumble at the Denver 48. Craig Morton's 33-yard pass to Rick Upchurch and six-yard run by Dave Preston set up Fred Steinfort's 30-yard field goal at 4:10.

**Sept. 25, 1983 – Cleveland 30, San Diego 24**, at San Diego: Browns won toss. Harry Holt scored on 48-yard pass play from Brian Sipe at 1:53.

**Oct. 30, 1983 – Cleveland 25, Houston 19**, at Cleveland: Oilers won toss. Teams traded punts. Mike Whitwell intercepted Gifford Nielsen's pass and returned it to the Oilers' 20. Boyce Green scored a touchdown on next play at 6:34.

**Dec. 2, 1984 – Cincinnati 20, Cleveland 17**, at Cleveland: Browns won toss. Browns failed to get first down and Steve Cox punted 41 yards. John Simmons returned the punt 30 yards to the Browns' 35. Jim Breech kicked a 35-yard field goal at 4:34.

**Sept. 8, 1985 – St. Louis 27, Cleveland 24**, at Cleveland: Cardinals won toss. Ron Wolfley returned the kickoff 24 yards to the St. Louis 36. The Cardinals gained 46 yards in nine plays before Neil O'Donoghue kicked a 35-yard field goal at 5:27.

**Nov. 23, 1986 – Cleveland 37, Pittsburgh 31**, at Cleveland; Browns won toss. Following an exchange of possessions, Bernie Kosar threw a 36-yard touchdown pass to Webster Slaughter at 6:37.

**Nov. 30, 1986 – Cleveland 13, Houston 10**, at Cleveland; Houston won toss and elected to kickoff. The Browns' drive was stalled. Frank Minnifield intercepted Oliver Luck. The Browns' drive halted. Minnifield intercepted Luck again. Mark Moseley kicked a 29-yard field goal at 14:44.

**Jan. 3, 1987 – Cleveland 23, N.Y. Jets 20 (2 OT)**, at Cleveland (AFC Divisional Playoffs); Jets won coin toss in first overtime. Dave Jennings punted to Browns' 26. Browns drove to Jets 5. Mark Moseley missed 23-yard field goal (wide right). Jennings punted to Browns 38. Jeff Gossett punted to Jets 19. Jennings punted to Browns 31. Moseley kicked 27-yard field goal following a 60-yard drive at 2:02 (2nd OT).

**Jan. 11, 1987 – Denver 23, Cleveland 20**, at Cleveland (AFC Championship); Browns won toss. Jeff Gossett punted to Gerald Wilhite, who returned the ball to the Denver 25. Rich Karlis kicked a 33-yard field goal at 5:48.

**Nov. 1, 1987 – San Diego 27, Cleveland 24**, at San Diego; Browns won toss. Bernie Kosar's pass intended for Ernest Byner was intercepted by Vencie Glenn. Vince Abbott kicked 33-yard field goal at 2:16.

**Oct. 8, 1989 – Miami 13, Cleveland 10**, at Miami; Browns won toss. Matt Bahr missed a 44-yard field goal wide left. Pete Stoyanovich kicked a 35-yard field goal at 8:37.

**Nov. 19, 1989 – Cleveland 10, Kansas City 10**, at Cleveland; Browns won toss. Each team had three possessions. Nick Lowery was short on a 47-yard field goal attempt at :17.

**Dec. 10, 1989 – Indianapolis 23, Cleveland 17**, at Indianapolis; Browns won toss. Matt Bahr missed a 35-yard field goal wide left. The Colts punted. Bernie Kosar's pass was intercepted by Mike Prior, who returns 58 yards for a TD at 4:06.

**Dec. 17, 1989 – Cleveland 23, Minnesota 17**, at Cleveland; Browns won toss. After both teams punted, Mike Pagel threw a 14-yard pass to Van Waiters on a fake 31-yard field goal attempt at 5:30.

**Oct. 20, 1991 – Cleveland 30, San Diego 24**, at San Diego; Chargers won toss. The teams exchanged possessions. David Brandon scored on a 30-yard interception of John Friesz at 9:02.

**Oct. 29, 1995 – Cleveland 29, Cincinnati 26**, at Cincinnati; Browns won toss. On the Bengals' second possession, Carl Banks tipped a Jeff Blake pass into the hands of Dana Hall, who returned the ball to the Cincinnati 45. Earnest Byner raced 23 yards on a draw to set up Matt Stover's 28-yard field goal with 8:30 left in overtime.

**Nov. 4, 2001 – Chicago 27, Cleveland 21**, at Chicago; Bears won toss. The Browns shut down Chicago on the first series of overtime, forcing a Chicago punt. On the third play of Cleveland's first possession in overtime, Brian Robinson tipped a pass from Tim Couch and the ball was intercepted by Mike Brown, who returned it for the winning touchdown with 12:10 left in overtime.

**Nov. 11, 2001 – Pittsburgh 15, Cleveland 12**, at Cleveland; Steelers won toss. The Steelers took the opening kickoff and ran eight times for 58 yards, including 48 yards by Jerome Bettis, to set up a 32-yard field goal by Kris Brown with 9:38 remaining in overtime.

**Sept. 22, 2002 – Cleveland 31, Tennessee 28**, at Tennessee; Browns won the toss. Cleveland overcame a 14-point fourth quarter deficit to force overtime. The Browns took the opening kickoff and drove 65 yards on eight plays to set up a 33-yard field goal by Phil Dawson.

**Sept. 29, 2002 – Pittsburgh 16, Cleveland 13**, at Pittsburgh; Steelers won toss. Cleveland rookie LB Andra Davis intercepted Steelers' QB Tommy Maddox on Pittsburgh's first possession, but Browns K Phil Dawson missed a 45-yard field goal attempt. Pittsburgh answered with an 11-play, 52-yard drive, capped by a 31-yard field goal by K Todd Peterson. Peterson's first attempt at the game-winner on third down was blocked by the Browns but recovered by Pittsburgh behind the line of scrimmage to set up another fourth down kick.

**Dec. 14, 2003 – Denver 23, Cleveland 20**, at Denver; Browns won toss. Cleveland overcame an early 10-0 deficit in the 1st quarter as Browns' QB Tim Couch threw for 2 TDs in regulation. Denver stopped Cleveland in OT and orchestrated an 8-play, 46-yard drive as Broncos K Jason Elam connected on a 25-yard field goal.

**Oct. 24, 2004 – Philadelphia 34, Cleveland 31**, at Cleveland; Eagles won toss. QB Jeff Garcia sent the game to overtime with a 4-yard run with :30 left in the fourth quarter. The Browns forced a punt on the Eagles first possession of overtime but couldn't cross mid-field and gave the ball back to Philadelphia. Eagles K David Akers made a 50-yard field goal with 5:02 left in overtime.

**Dec. 3, 2006 – Cleveland 31, Kansas City 28**, at Cleveland; Kansas City won toss. The Browns scored two touchdowns in the final nine minutes of regulation to bring the game into overtime. Cleveland's defense held the Chiefs to a punt on their first overtime possession. The Browns drove 63 yards on their ensuing drive, which included a 33-yard run by quarterback Derek Anderson to set up Phil Dawson's game-winning 33-yard field goal at the 5:38 mark.

**Nov. 4, 2007 – Cleveland 33, Seattle 30**, at Cleveland; Seattle won toss. The Browns stopped Seahawks RB Maurice Morris for no gain on a fourth and one play from the Cleveland 44-yard line. After taking possession, the Browns moved the ball 49 yards in five plays and K Phil Dawson nailed a 25-yard game-winning field goal at the 9:19 mark.

**Nov. 18, 2007 – Cleveland 33, Baltimore 30**, at Baltimore; Cleveland won toss. Browns K Phil Dawson tied the game at the end of regulation on a 51-yard field goal that hit the back of the cross bar and bounced out. After consultation, the officials ruled the 51-yard field goal good, which sent the game to overtime. After winning the coin toss, the Browns moved the ball in nine plays and Dawson nailed a game-winning 33-yard field goal at the 9:10 mark.

**Oct. 4, 2009 – Cincinnati 23, Cleveland 20**, at Cleveland; Cincinnati won toss. The Browns eliminated a 14-0 second quarter deficit, but Cincinnati K Shayne Graham connected on a 31-yard game-winning field goal with seven seconds left in overtime.

**Nov. 14, 2010 – New York Jets 26, Cleveland 20**, at Cleveland; N.Y. Jets won toss. Browns QB Colt McCoy completed 5 of 9 passes for 58 yards, during a 10-play drive capped off by a 3-yard touchdown pass to WR Mohamed Massaquoi to tie the game at 20-20 with 44 seconds remaining in regulation. After three unsuccessful series for both teams, the Jets closed the game on the first play of their next series with a 37-yard touchdown pass to WR Antonio Holmes with 24 seconds remaining in overtime.

**Dec. 18, 2011 – Arizona Cardinals 20, Cleveland 17**, at Arizona; Cleveland won toss. Arizona scored 10 unanswered fourth quarter points, including a 33-yard field goal by Jay Feely to tie the game with 5:40 remaining in regulation. The Browns punted on their opening possession in overtime and DB Patrick Peterson returned it 32 yards to the Cleveland 40. Three plays later QB John Skelton connected with WR Larry Fitzgerald for a 32-yard reception. Feely converted on a 22-yard game-winning field goal.

**Nov. 18, 2012 – Dallas Cowboys 23, Cleveland 20**, at Dallas; Dallas won toss. Browns QB Brandon Weeden connected with TE Benjamin Watson for a 17-yard touchdown with 1:07 remaining in the fourth to put Cleveland ahead 20-17, but Dallas sent the game to overtime after K Dan Bailey converted on a 32-yard field goal with two seconds remaining in regulation. In overtime, the Cowboys drove 28 yards following a 20-yard punt return to set up Bailey for a 38-yard game-winning field goal.

**Nov. 11, 2015 – Cleveland 33, Baltimore Ravens 30**, at Baltimore; Baltimore won toss. Ravens K Justin Tucker connected on a 23-yard field goal with 25 seconds remaining in the fourth quarter to tie the game. After the Browns defense forced a three-and-out, Cleveland drove 51 yards on 11 plays. Browns QB Josh McCown completed all four of his passes for 49 yards to set up K Travis Coons for a 32-yard game-winning field goal.

**Nov. 18, 2015 – Denver Broncos 26, Cleveland 23**, at Cleveland; Denver won toss. The Browns recorded an interception on Denver's opening possession in overtime but were forced to punt after losing yards on three consecutive plays, including two sacks. The Broncos drove 72 yards on 13 plays to set up K Brandon McManus for a 34-yard game-winning field goal.

**NOTE:** Cleveland's overtime record is 17-18-1 (18-19-1 including postseason). The Browns set a team record with four overtime games in 1989, tying for second most in NFL history. The Browns are 1-1 in postseason overtime games. Coin toss results (includes post-season): Browns won toss (10-9-1); Browns lost toss (8-9).

## BROWNS ON PRIME TIME BY YEAR

### 1970s (5-2)

|                |  |              |
|----------------|--|--------------|
| Sept. 21, 1970 | .....Cleveland 31, New York Jets 21    | at Cleveland |
| Dec. 7, 1970   | .....Cleveland 21, Houston 10          | at Houston   |
| Oct. 4, 1971   | .....Oakland 34, Cleveland 20          | at Cleveland |
| Nov. 13, 1972  | .....Cleveland 21, San Diego 17        | at San Diego |
| Oct. 15, 1973  | .....Miami 17, Cleveland 9             | at Cleveland |
| Sept. 26, 1977 | .....Cleveland 30, New England 27 (OT) | at Cleveland |
| Sept. 24, 1979 | .....Cleveland 26, Dallas 7            | at Cleveland |

### 1980s (8-9)

|                  |                                     |                  |
|------------------|-------------------------------------|------------------|
| Sept. 15, 1980   | .....Houston 16, Cleveland 7        | at Cleveland     |
| Nov. 3, 1980     | .....Cleveland 27, Chicago 21       | at Cleveland     |
| Sept. 7, 1981    | .....San Diego 44, Cleveland 14     | at Cleveland     |
| Dec. 3, 1981     | .....Houston 17, Cleveland 13       | at Houston       |
| Sept. 15, 1983   | .....Cleveland 17, Cincinnati 7     | at Cleveland     |
| Sept. 16, 1984#  | .....Denver 24, Cleveland 14        | at Cleveland     |
| Sept. 16, 1985   | .....Cleveland 17, Pittsburgh 7     | at Cleveland     |
| Sept. 18, 1986** | .....Cincinnati 30, Cleveland 13    | at Cleveland     |
| Nov. 10, 1986    | .....Cleveland 26, Miami 16         | at Cleveland     |
| Oct. 26, 1987    | .....Cleveland 30, L.A. Rams 17     | at Cleveland     |
| Nov. 29, 1987#   | .....San Francisco 38, Cleveland 24 | at San Francisco |
| Sept. 19, 1988   | .....Cleveland 23, Indianapolis 17  | at Cleveland     |
| Nov. 7, 1988     | .....Houston 24, Cleveland 17       | at Houston       |
| Dec. 12, 1988    | .....Miami 38, Cleveland 31         | at Miami         |
| Sept. 25, 1989   | .....Cincinnati 21, Cleveland 14    | at Cincinnati    |
| Oct. 23, 1989    | .....Cleveland 27, Chicago 7        | at Cleveland     |
| Dec. 23, 1989##  | .....Cleveland 24, Houston 20       | at Houston       |

### 1990s (3-6)

|                 |                                     |               |
|-----------------|-------------------------------------|---------------|
| Oct. 8, 1990    | .....Cleveland 30, Denver 29        | at Denver     |
| Oct. 22, 1990   | .....Cincinnati 34, Cleveland 13    | at Cleveland  |
| Nov. 17, 1991#  | .....Houston 28, Cleveland 24       | at Houston    |
| Sept. 14, 1992  | .....Miami 27, Cleveland 23         | at Cleveland  |
| Sept. 13, 1993  | .....Cleveland 23, San Francisco 13 | at Cleveland  |
| Oct. 13, 1994** | .....Cleveland 11, Houston 8        | at Houston    |
| Oct. 2, 1995    | .....Buffalo 22, Cleveland 19       | at Cleveland  |
| Nov. 13, 1995   | .....Pittsburgh 20, Cleveland 3     | at Pittsburgh |
| Sept. 12, 1999# | .....Pittsburgh 43, Cleveland 0     | at Cleveland  |

### 2000s (4-10)

|                 |                                       |                 |
|-----------------|---------------------------------------|-----------------|
| Oct. 6, 2002#   | .....Baltimore 26, Cleveland 21       | at Cleveland    |
| Oct. 5, 2003#   | .....Cleveland 33, Pittsburgh 13      | at Pittsburgh   |
| Dec. 8, 2003    | .....St. Louis 26, Cleveland 20       | at Cleveland    |
| Nov. 7, 2004#   | .....Baltimore 27, Cleveland 13       | at Baltimore    |
| Dec. 26, 2004#  | .....Miami 10, Cleveland 7            | at Miami        |
| Nov. 13, 2005#  | .....Pittsburgh 34, Cleveland 21      | at Pittsburgh   |
| Dec. 7, 2006**  | .....Pittsburgh 27, Cleveland 7       | at Pittsburgh   |
| Sept. 14, 2008# | .....Pittsburgh 10, Cleveland 6       | at Cleveland    |
| Oct. 13, 2008   | .....Cleveland 35, New York Giants 14 | at Cleveland    |
| Nov. 6, 2008**  | .....Denver 34, Cleveland 30          | at Cleveland    |
| Nov. 17, 2008   | .....Cleveland 29, Buffalo 27         | at Buffalo      |
| Dec. 15, 2008   | .....Philadelphia 30, Cleveland 10    | at Philadelphia |
| Nov. 16, 2009   | .....Baltimore 16, Cleveland 0        | at Cleveland    |
| Dec. 10, 2009** | .....Cleveland 13, Pittsburgh 6       | at Cleveland    |

### 2010s (2-4)

|                  |                                  |               |
|------------------|----------------------------------|---------------|
| Dec. 12, 2011**  | .....Pittsburgh 14, Cleveland 3  | at Pittsburgh |
| Sept. 27, 2012** | .....Baltimore 23, Cleveland 16  | at Baltimore  |
| Oct. 3, 2013**   | .....Cleveland 37, Buffalo 24    | at Cleveland  |
| Nov. 6, 2014**   | .....Cleveland 24, Cincinnati 3  | at Cincinnati |
| Nov. 5, 2015**   | .....Cincinnati 31, Cleveland 10 | at Cincinnati |
| Nov. 30, 2015    | .....Baltimore 33, Cleveland 27  | at Cleveland  |

\* First game ever on Monday Night Football  
Monday Nights Except: \*\*Thursday Night, #Sunday Night, ##Saturday Night

## BROWNS ON PRIME TIME BY DAY

### MONDAY NIGHT (15-15)

|                 |  |                 |
|-----------------|--|-----------------|
| *Sept. 21, 1970 | .....Cleveland 31, New York Jets 21    | at Cleveland    |
| Dec. 7, 1970    | .....Cleveland 21, Houston 10          | at Houston      |
| Oct. 4, 1971    | .....Oakland 34, Cleveland 20          | at Cleveland    |
| Nov. 13, 1972   | .....Cleveland 21, San Diego 17        | at San Diego    |
| Oct. 15, 1973   | .....Miami 17, Cleveland 9             | at Cleveland    |
| Sept. 26, 1977  | .....Cleveland 30, New England 27 (OT) | at Cleveland    |
| Sept. 24, 1979  | .....Cleveland 26, Dallas 7            | at Cleveland    |
| Sept. 15, 1980  | .....Houston 16, Cleveland 7           | at Cleveland    |
| Nov. 3, 1980    | .....Cleveland 27, Chicago 21          | at Cleveland    |
| Sept. 7, 1981   | .....San Diego 44, Cleveland 14        | at Cleveland    |
| Sept. 16, 1985  | .....Cleveland 17, Pittsburgh 7        | at Cleveland    |
| Nov. 10, 1986   | .....Cleveland 26, Miami 16            | at Cleveland    |
| Oct. 26, 1987   | .....Cleveland 30, L.A. Rams 17        | at Cleveland    |
| Sept. 19, 1988  | .....Cleveland 23, Indianapolis 17     | at Cleveland    |
| Nov. 7, 1988    | .....Houston 24, Cleveland 17          | at Houston      |
| Dec. 12, 1988   | .....Miami 38, Cleveland 31            | at Miami        |
| Sept. 25, 1989  | .....Cincinnati 21, Cleveland 14       | at Cincinnati   |
| Oct. 23, 1989   | .....Cleveland 27, Chicago 7           | at Cleveland    |
| Oct. 8, 1990    | .....Cleveland 30, Denver 29           | at Denver       |
| Oct. 22, 1990   | .....Cincinnati 34, Cleveland 13       | at Cleveland    |
| Sept. 14, 1992  | .....Miami 27, Cleveland 23            | at Cleveland    |
| Sept. 13, 1993  | .....Cleveland 23, San Francisco 13    | at Cleveland    |
| Oct. 2, 1995    | .....Buffalo 22, Cleveland 19          | at Cleveland    |
| Nov. 13, 1995   | .....Pittsburgh 20, Cleveland 3        | at Pittsburgh   |
| Dec. 8, 2003    | .....St. Louis 26, Cleveland 20        | at Cleveland    |
| Oct. 13, 2008   | .....Cleveland 35, New York Giants 14  | at Cleveland    |
| Nov. 17, 2008   | .....Cleveland 29, Buffalo 27          | at Buffalo      |
| Dec. 15, 2008   | .....Philadelphia 30, Cleveland 10     | at Philadelphia |
| Nov. 16, 2009   | .....Baltimore 16, Cleveland 0         | at Cleveland    |
| Nov. 20, 2015   | .....Baltimore 33, Cleveland 27        | at Cleveland    |

### SUNDAY NIGHT (1-9)

|                |                                     |                  |
|----------------|-------------------------------------|------------------|
| Sept. 16, 1984 | .....Denver 24, Cleveland 14        | at Cleveland     |
| Nov. 29, 1987  | .....San Francisco 38, Cleveland 24 | at San Francisco |
| Nov. 17, 1991  | .....Houston 28, Cleveland 24       | at Houston       |
| Sept. 12, 1999 | .....Pittsburgh 43, Cleveland 0     | at Cleveland     |
| Oct. 6, 2002   | .....Baltimore 26, Cleveland 21     | at Cleveland     |
| Oct. 5, 2003   | .....Cleveland 33, Pittsburgh 13    | at Pittsburgh    |
| Nov. 7, 2004   | .....Baltimore 27, Cleveland 13     | at Baltimore     |
| Dec. 26, 2004  | .....Miami 10, Cleveland 7          | at Miami         |
| Nov. 13, 2005  | .....Pittsburgh 34, Cleveland 21    | at Pittsburgh    |
| Sept. 14, 2008 | .....Pittsburgh 10, Cleveland 6     | at Cleveland     |

### SATURDAY NIGHT (1-0)

|               |                               |            |
|---------------|-------------------------------|------------|
| Dec. 23, 1989 | .....Cleveland 24, Houston 20 | at Houston |
|---------------|-------------------------------|------------|

### THURSDAY NIGHT (5-7)

|                |                                  |               |
|----------------|----------------------------------|---------------|
| Dec. 3, 1981   | .....Houston 17, Cleveland 13    | at Houston    |
| Sept. 15, 1983 | .....Cleveland 17, Cincinnati 7  | at Cleveland  |
| Sept. 18, 1986 | .....Cincinnati 30, Cleveland 13 | at Cleveland  |
| Oct. 13, 1994  | .....Cleveland 11, Houston 8     | at Houston    |
| Dec. 7, 2006   | .....Pittsburgh 27, Cleveland 7  | at Pittsburgh |
| Nov. 6, 2008   | .....Denver 34, Cleveland 30     | at Cleveland  |
| Dec. 10, 2009  | .....Cleveland 13, Pittsburgh 6  | at Cleveland  |
| Dec. 12, 2011  | .....Pittsburgh 14, Cleveland 3  | at Pittsburgh |
| Sept. 27, 2012 | .....Baltimore 23, Cleveland 16  | at Baltimore  |
| Oct. 3, 2013   | .....Cleveland 37, Buffalo 24    | at Cleveland  |
| Nov. 6, 2014   | .....Cleveland 24, Cincinnati 3  | at Cincinnati |
| Nov. 5, 2015   | .....Cincinnati 31, Cleveland 10 | at Cincinnati |

\* First-ever game on Monday Night Football

## OVERALL PRIME TIME GAMES

|                          |       |       |
|--------------------------|-------|-------|
| Overall Prime Time Games | ..... | 22-31 |
| Home                     | ..... | 14-16 |
| Road                     | ..... | 8-15  |
| Monday Night             | ..... | 15-15 |
| Home                     | ..... | 11-10 |
| Road                     | ..... | 4-5   |
| Sunday Night             | ..... | 1-9   |
| Home                     | ..... | 0-4   |
| Road                     | ..... | 1-5   |

|                |       |     |
|----------------|-------|-----|
| Saturday Night | ..... | 1-0 |
| Home           | ..... | 0-0 |
| Road           | ..... | 1-0 |
| Thursday Night | ..... | 5-7 |
| Home           | ..... | 3-2 |
| Road           | ..... | 2-5 |

## SHUTOUTS BY BROWNS

|            |                          |        |
|------------|--------------------------|--------|
| 12/16/2007 | vs. Buffalo Bills        | 8-0    |
| 11/20/2005 | vs. Miami Dolphins       | 22-0   |
| 11/25/2001 | vs. Cincinnati Bengals   | 18-0   |
| 9/18/1994  | vs. Arizona Cardinals    | 32-0   |
| 12/1/1991  | at Indianapolis Colts    | 31-0   |
| 9/8/1991   | at New England Patriots  | 20-0   |
| 9/10/1989  | at Pittsburgh Steelers   | 51-0   |
| 10/18/1987 | at Cincinnati Bengals    | 34-0*  |
| 11/20/1983 | at New England Patriots  | 30-0   |
| 11/13/1983 | vs. Tampa Bay Buccaneers | 20-0   |
| 12/1/1974  | vs. San Francisco 49ers  | 7-0    |
| 11/5/1972  | vs. Houston Oilers       | 20-0   |
| 9/19/1971  | vs. Houston Oilers       | 31-0   |
| 10/25/1970 | at Miami Dolphins        | 28-0   |
| 10/22/1967 | vs. Chicago Bears        | 24-0   |
| 12/27/1964 | vs. Baltimore Colts      | 27-0** |
| 12/11/1960 | vs. Chicago Bears        | 42-0   |
| 12/1/1957  | vs. Chicago Cardinals    | 31-0   |
| 11/10/1957 | vs. Pittsburgh Steelers  | 24-0   |
| 11/18/1956 | at Philadelphia Eagles   | 16-0   |
| 11/21/1954 | vs. Philadelphia Eagles  | 6-0    |
| 10/25/1953 | at New York Giants       | 7-0    |
| 9/27/1953  | at Green Bay Packers     | 27-0   |
| 12/7/1952  | at Chicago Cardinals     | 10-0   |
| 12/9/1951  | at Pittsburgh Steelers   | 28-0   |
| 11/18/1951 | at New York Giants       | 10-0   |
| 10/21/1951 | vs. Pittsburgh Steelers  | 17-0   |
| 10/14/1951 | vs. Washington Redskins  | 45-0   |
| 9/24/1950  | at Baltimore Colts       | 31-0   |

\* replacement game, during 1987 players' strike

\*\* NFL Championship Game

## SHUTOUTS BY OPPONENTS

|            |                         |        |
|------------|-------------------------|--------|
| 12/14/2014 | at Cincinnati Bengals   | 0-30   |
| 11/16/2009 | vs. Baltimore Ravens    | 0-16   |
| 12/28/2008 | at Pittsburgh Steelers  | 0-31   |
| 12/21/2008 | vs. Cincinnati Bengals  | 0-14   |
| 11/26/2006 | vs. Cincinnati Bengals  | 0-30   |
| 12/24/2005 | vs. Pittsburgh Steelers | 0-41   |
| 12/19/2004 | vs. San Diego Chargers  | 0-21   |
| 12/21/2003 | vs. Baltimore Ravens    | 0-35   |
| 12/17/2000 | vs. Tennessee Titans    | 0-24   |
| 12/3/2000  | at Jacksonville Jaguars | 0-48   |
| 10/22/2000 | at Pittsburgh Steelers  | 0-22   |
| 10/1/2000  | vs. Baltimore Ravens    | 0-12   |
| 9/12/1999  | vs. Pittsburgh Steelers | 0-43   |
| 9/27/1992  | vs. Denver Broncos      | 0-12   |
| 12/23/1990 | at Pittsburgh Steelers  | 0-35   |
| 11/4/1990  | vs. Buffalo Bills       | 0-42   |
| 9/30/1990  | at Kansas City Chiefs   | 0-34   |
| 12/3/1989  | vs. Cincinnati Bengals  | 0-21   |
| 9/3/1984   | at Seattle Seahawks     | 0-33   |
| 11/27/1977 | vs. Los Angeles Rams    | 0-9    |
| 12/3/1972  | at Pittsburgh Steelers  | 0-30   |
| 10/15/1972 | vs. Chicago Bears       | 0-17   |
| 10/24/1971 | vs. Denver Broncos      | 0-27   |
| 12/29/1968 | vs. Baltimore Colts     | 0-34** |
| 12/21/1958 | at New York Giants      | 0-10#  |
| 10/1/1950  | vs. New York Giants     | 0-6    |

# Playoff Game

\*\*NFL Championship Game

The Browns have won 29 NFL games by shutout and lost 25. Cleveland registered eight shutouts in the AAFC and was never shutout.

## HEAD COACHES RECORDS

| YEARS                                   | COACH                | LEAGUE   | REGULAR SEASON |            |           |             | PLAYOFFS  |           |          |              | COMBINED RECORD |            |           |             |
|---|----------------------|----------|----------------|------------|-----------|-------------|-----------|-----------|----------|--------------|-----------------|------------|-----------|-------------|
|   |                      |          | W              | L          | T         | %           | W         | L         | T        | %            | W               | L          | T         | %           |
| 1946-49                                 | Paul Brown           | AAFC     | 47             | 4          | 3         | .898        | 5         | 0         | 0        | 1.000        | 52              | 4          | 3         | .907        |
| 1950-62                                 | Paul Brown           | NFL      | 111            | 44         | 5         | .709        | 4         | 5         | 0        | .444         | 115             | 49         | 5         | .695        |
| 1946-62                                 | Paul Brown           | NFL/AAFC | 158            | 48         | 8         | .757        | 9         | 5         | 0        | .643         | 167             | 53         | 8         | .750        |
| 1963-70                                 | Blanton Collier      | NFL      | 76             | 34         | 2         | .688        | 3         | 4         | 0        | .429         | 79              | 38         | 2         | .672        |
| 1971-74                                 | Nick Skorich         | NFL      | 30             | 24         | 2         | .556        | 0         | 2         | 0        | .000         | 30              | 26         | 2         | .534        |
| 1975-77                                 | Forrest Gregg        | NFL      | 18             | 23         | 0         | .439        | 0         | 0         | 0        | .000         | 18              | 23         | 0         | .439        |
| 1977                                    | Dick Modzelewski*    | NFL      | 0              | 1          | 0         | .000        | 0         | 0         | 0        | .000         | 0               | 1          | 0         | .000        |
| 1978-84                                 | Sam Rutigliano       | NFL      | 47             | 50         | 0         | .485        | 0         | 2         | 0        | .000         | 47              | 52         | 0         | .475        |
| 1984-88                                 | Marty Schottenheimer | NFL      | 44             | 27         | 0         | .620        | 2         | 4         | 0        | .333         | 46              | 31         | 0         | .597        |
| 1989-90                                 | Bud Carson           | NFL      | 11             | 13         | 1         | .460        | 1         | 1         | 0        | .500         | 12              | 14         | 1         | .463        |
| 1990                                    | Jim Shofner*         | NFL      | 1              | 6          | 0         | .143        | 0         | 0         | 0        | .000         | 1               | 6          | 0         | .143        |
| 1991-95                                 | Bill Belichick       | NFL      | 36             | 44         | 0         | .450        | 1         | 1         | 0        | .500         | 37              | 45         | 0         | .451        |
| 1999-00                                 | Chris Palmer         | NFL      | 5              | 27         | 0         | .156        | 0         | 0         | 0        | .000         | 5               | 27         | 0         | .156        |
| 2001-04                                 | Butch Davis          | NFL      | 24             | 35         | 0         | .407        | 0         | 1         | 0        | .000         | 24              | 36         | 0         | .400        |
| 2004                                    | Terry Robiskie*      | NFL      | 1              | 4          | 0         | .200        | 0         | 0         | 0        | .000         | 1               | 4          | 0         | .200        |
| 2005-08                                 | Romeo Crennel        | NFL      | 24             | 40         | 0         | .375        | 0         | 0         | 0        | .000         | 24              | 40         | 0         | .375        |
| 2009-10                                 | Eric Mangini         | NFL      | 10             | 22         | 0         | .313        | 0         | 0         | 0        | .000         | 10              | 22         | 0         | .313        |
| 2011-12                                 | Pat Shurmur          | NFL      | 9              | 23         | 0         | .281        | 0         | 0         | 0        | .000         | 9               | 23         | 0         | .281        |
| 2013                                    | Rob Chudzinski       | NFL      | 4              | 12         | 0         | .250        | 0         | 0         | 0        | .000         | 4               | 12         | 0         | .250        |
| 2014-15                                 | Mike Pettine         | NFL      | 10             | 22         | 0         | .313        | 0         | 0         | 0        | .000         | 10              | 22         | 0         | .313        |
| <b>Team Totals in NFL</b>               |                      |          | <b>461</b>     | <b>451</b> | <b>10</b> | <b>.505</b> | <b>11</b> | <b>20</b> | <b>0</b> | <b>.355</b>  | <b>472</b>      | <b>471</b> | <b>10</b> | <b>.501</b> |
| <b>Team Totals in AAFC</b>              |                      |          | <b>47</b>      | <b>4</b>   | <b>3</b>  | <b>.898</b> | <b>5</b>  | <b>0</b>  | <b>0</b> | <b>1.000</b> | <b>52</b>       | <b>4</b>   | <b>3</b>  | <b>.907</b> |
| <b>Team Totals in NFL/AAFC Combined</b> |                      |          | <b>508</b>     | <b>455</b> | <b>13</b> | <b>.527</b> | <b>16</b> | <b>20</b> | <b>0</b> | <b>.444</b>  | <b>524</b>      | <b>477</b> | <b>13</b> | <b>.523</b> |

\* Interim Head Coaches

## ALL-TIME PRESEASON RESULTS

### 1946 (1-0)

8/30 Brooklyn Dodgers at Akron (35,964)..... 35-20

### 1947 (1-0)

8/29 Baltimore Colts at Akron (35,106)..... 28-0

### 1948 (1-1)

8/22 Buffalo Bisons at Akron (28,069)..... 35-21

8/27 Baltimore Colts at Toledo (13,433)..... 17-21

### 1949 (2-0-1)

8/14 Chicago Hornets at Toledo (13,500)..... 21-0

8/19 San Francisco 49ers (31,157)..... 21-21

8/26 New York Yankees at Akron (19,441)..... 28-21

### 1950 (5-0)

8/12 Green Bay Packers at Toledo (10,000)..... 38-7

8/19 Baltimore Colts at Cincinnati (21,000)..... 34-7

8/25 Detroit Lions at Akron (23,670)..... 35-14

9/1 Chicago Bears (51,076)..... 27-23

9/4 Pittsburgh Steelers at Buffalo (15,259)..... 41-31

### 1951 (4-1)

8/17 College All-Stars (92,180)..... 33-0

8/25 New York Yankees at Akron (25,820)..... 52-0

9/4 at Detroit Lions (35,165)..... 20-21

9/9 at Chicago Bears (67,342)..... 32-21

9/14 Los Angeles Rams (38,851)..... 7-6

### 1952 (2-2)

8/23 at Green Bay Packers (22,215)..... 21-14

8/29 Chicago Bears (37,976)..... 14-7

9/6 Detroit Lions at Syracuse (26,000)..... 21-28

9/13 San Francisco 49ers at Akron (30,119)..... 31-35

### 1953 (4-1-1)

8/23 at San Francisco 49ers (36,273)..... 20-7

8/28 at Los Angeles Rams (21,440)..... 9-27

9/4 at Detroit Lions (39,985)..... 24-24

9/7 Baltimore Colts at Akron (20,000)..... 23-21

9/11 at Chicago Bears (36,796)..... 20-14

9/19 Green Bay Packers (22,336)..... 21-13

### 1954 (2-3)

8/21 at Green Bay Packers (15,747)..... 14-13

8/27 at Los Angeles Rams (58,567)..... 10-38

9/5 at San Francisco 49ers (46,877)..... 21-38

9/10 Detroit Lions at Dallas (42,000)..... 31-56

9/18 Chicago Bears (17,631)..... 35-7

### 1955 (1-5)

8/12 College All-Stars (75,000)..... 27-30

8/20 Green Bay Packers at Akron (22,000)..... 13-7

8/28 at San Francisco 49ers (41,604)..... 14-17

9/2 Los Angeles Rams (35,948)..... 21-38

9/10 Detroit Lions (29,581)..... 3-19

9/15 at Chicago Bears (43,067)..... 21-24

### 1956 (2-5)

8/10 College All-Stars (75,000)..... 26-0

8/19 at San Francisco 49ers (38,741)..... 17-28

8/24 at Los Angeles Rams (40,175)..... 6-17

9/1 Green Bay Packers (15,456)..... 20-21

9/7 at Detroit Lions (48,105)..... 0-17

9/15 Detroit Lions at Akron (28,201)..... 14-31

9/21 at Chicago Bears (56,543)..... 24-14

### 1957 (2-4)

8/14 at Detroit Lions (40,150)..... 10-20

8/24 Pittsburgh Steelers at Akron (26,669)..... 28-13

9/1 at San Francisco 49ers (32,840)..... 17-21

9/6 at Los Angeles Rams (45,011)..... 14-20

9/14 Detroit Lions (34,369)..... 23-7

9/20 at Chicago Bears (47,354)..... 3-29

### 1958 (3-3)

8/16 Pittsburgh Steelers at Akron (27,202)..... 10-0

8/22 at Detroit Lions (36,662)..... 7-17

8/29 at Los Angeles Rams (41,387)..... 13-10

9/7 at San Francisco 49ers (31,339)..... 16-21

9/12 at Chicago Bears (52,669)..... 31-42

9/20 Detroit Lions (35,343)..... 41-47

### 1959 (2-4)

8/11 at Pittsburgh Steelers (27,432)..... 20-34

8/22 Detroit Lions at Akron (22,654)..... 3-9

8/30 at San Francisco 49ers (24,737)..... 14-17

9/5 at Los Angeles Rams (55,883)..... 27-24

9/13 at Detroit Lions (33,435)..... 28-31

9/19 Chicago Bears (25,316)..... 33-31

### 1960 (5-1)

8/13 at Detroit Lions (24,620)..... 28-14

8/18 at Pittsburgh Steelers (16,360)..... 27-24

8/27 at Los Angeles Rams (48,175)..... 17-22

9/3 San Francisco 49ers at Portland (25,898)..... 26-24

9/10 Chicago Bears at Akron (21,568)..... 16-10

9/17 Detroit Lions (25,911)..... 14-10

### 1961 (3-2)

8/11 at Detroit Lions (25,602)..... 7-35

8/20 at San Francisco 49ers (38,759)..... 27-24

8/25 at Los Angeles Rams (40,086)..... 34-17

9/1 Pittsburgh Steelers at Akron (27,758)..... 38-6

9/7 Detroit Lions (41,374)..... 17-35

### 1962 (5-0)

8/11 at Detroit Lions (34,241)..... 17-14

8/18 Pittsburgh Steelers (77,683)..... 33-10

8/25 San Francisco 49ers at Portland (27,161)..... 34-27

9/1 at Los Angeles Rams (43,118)..... 26-24

9/7 at Chicago Bears (57,878)..... 28-24

### 1963 (2-3)

8/10 at Detroit Lions (37,248)..... 10-24

8/17 Baltimore Colts (83,218)..... 7-21

8/25 at San Francisco 49ers (28,335)..... 24-7

8/31 at Los Angeles Rams (45,623)..... 23-14

9/7 Pittsburgh Steelers at Canton (18,462)..... 7-16

### 1964 (4-1)

8/9 at San Francisco 49ers (27,404)..... 7-26

8/15 at Los Angeles Rams (43,183)..... 56-31

8/22 Pittsburgh Steelers at Akron (27,255)..... 42-7

8/28 at Detroit Lions (36,946)..... 35-14

9/5 Green Bay Packers (83,736)..... 20-17

### 1965 (5-1)

8/6 College All-Stars (68,000)..... 24-16

8/15 at San Francisco 49ers (22,000)..... 37-21

8/21 at Los Angeles Rams (29,508)..... 21-19

8/29 at Detroit Lions (28,803)..... 28-14

9/4 Green Bay Packers (83,118)..... 14-30

9/11 Pittsburgh Steelers at Akron (23,162)..... 28-16

### 1966 (3-2)

8/6 at Los Angeles Rams (63,285)..... 6-16

8/14 at San Francisco 49ers (27,867)..... 28-17

8/20 at Allanta Falcons (48,548)..... 42-3

8/26 Baltimore Colts (83,418)..... 17-24

9/3 Pittsburgh Steelers at Birmingham (23,590)..... 13-10

### 1967 (1-5)

8/5 Philadelphia Eagles at Canton (17,500)..... 13-28

8/13 at San Francisco 49ers (27,482)..... 14-42

8/19 at Los Angeles Rams (36,942)..... 17-24

8/25 at Allanta Falcons (52,240)..... 31-34

9/2 Green Bay Packers (84,236)..... 21-30

9/10 at Minnesota Vikings (40,012)..... 42-14

**1968 (2-3)**

|      |                                 |       |
|------|---------------------------------|-------|
| 8/9  | at Los Angeles Rams (64,020)    | 21-23 |
| 8/18 | at San Francisco 49ers (26,801) | 31-17 |
| 8/24 | at New Orleans Saints (70,045)  | 27-40 |
| 8/30 | at Buffalo Bills (45,448)       | 22-12 |
| 9/7  | Green Bay Packers (84,918)      | 9-31  |

**1969 (3-2-1)**

|      |   |       |
|------|---|-------|
| 8/10 | San Francisco 49ers at Seattle (32,219) | 21-16 |
| 8/16 | at Los Angeles Rams (54,937)            | 10-7  |
| 8/23 | at San Diego Chargers (36,005)          | 19-19 |
| 8/30 | Green Bay Packers (85,532)              | 17-27 |
| 9/6  | at Washington Redskins (45,994)         | 20-10 |
| 9/10 | Minnesota Vikings at Akron (28,561)     | 16-23 |

**1970 (2-4)**

|      |  |       |
|------|--|-------|
| 8/8  | at Los Angeles Rams (71,559)           | 17-30 |
| 8/15 | San Francisco 49ers at Tampa (41,851)  | 17-10 |
| 8/22 | Kansas City Chiefs at Memphis (31,532) | 13-16 |
| 8/29 | at Cincinnati Bengals (57,112)         | 24-31 |
| 9/5  | Minnesota Vikings (83,043)             | 21-24 |
| 9/12 | at New York Giants (62,461)            | 30-29 |

**1971 (1-5)**

|      |                                      |       |
|------|--------------------------------------|-------|
| 8/8  | at San Francisco 49ers (40,000)      | 24-38 |
| 8/13 | at Los Angeles Rams (52,503)         | 5-17  |
| 8/20 | at Dallas Cowboys (69,099)           | 15-16 |
| 8/28 | Chicago Bears at South Bend (43,568) | 19-20 |
| 9/4  | New York Giants (82,710)             | 30-7  |
| 9/10 | at St. Louis Cardinals (46,171)      | 13-27 |

**1972 (0-6)**

|      |   |       |
|------|---|-------|
| 8/4  | at Los Angeles Rams (64,803)            | 3-13  |
| 8/13 | at San Francisco 49ers (58,364)         | 13-20 |
| 8/20 | Detroit Lions at Ann Arbor (58,422)     | 7-34  |
| 8/26 | Minnesota Vikings (70,583)              | 17-20 |
| 9/3  | Cincinnati Bengals at Columbus (84,816) | 21-27 |
| 9/10 | at New York Giants (60,152)             | 21-28 |

**1973 (2-3-1)**

|      |   |       |
|------|---|-------|
| 8/6  | San Francisco 49ers (65,707)            | 16-27 |
| 8/11 | at Los Angeles Rams (54,385)            | 21-21 |
| 8/19 | Cincinnati Bengals at Columbus (73,421) | 24-6  |
| 8/25 | Atlanta Falcons at Knoxville (40,831)   | 20-17 |
| 9/1  | Detroit Lions (64,088)                  | 13-16 |
| 9/8  | New York Giants at Akron (30,751)       | 10-21 |

**1974 (2-4)**

|      |   |       |
|------|---|-------|
| 8/2  | at Los Angeles Rams (28,021)            | 21-24 |
| 8/12 | San Francisco 49ers (24,008)            | 21-20 |
| 8/17 | Baltimore Colts at Tampa (25,116)       | 3-37  |
| 8/24 | Washington Redskins (44,528)            | 17-20 |
| 9/1  | Cincinnati Bengals at Columbus (36,326) | 21-17 |
| 9/7  | at Detroit Lions (42,905)               | 7-21  |

**1975 (2-4)**

|      |                                     |       |
|------|-------------------------------------|-------|
| 8/10 | at San Francisco 49ers (45,560)     | 13-17 |
| 8/16 | Philadelphia Eagles (35,769)        | 14-6  |
| 8/22 | at Washington Redskins (15,513)     | 14-23 |
| 9/1  | Buffalo Bills (31,155)              | 20-34 |
| 9/7  | New York Giants at Seattle (20,000) | 24-20 |
| 9/13 | Detroit Lions (32,341)              | 24-27 |

**1976 (4-2)**

|      |  |       |
|------|--|-------|
| 7/31 | Baltimore Colts at Lincoln (20,304)    | 0-21  |
| 8/7  | Atlanta Falcons at Stillwater (24,227) | 31-7  |
| 8/16 | Minnesota Vikings (44,336)             | 31-7  |
| 8/23 | at Philadelphia Eagles (20,600)        | 21-17 |
| 8/30 | New England Patriots (36,016)          | 30-27 |
| 9/3  | at Buffalo Bills (37,951)              | 10-28 |

**1977 (3-3)**

|      |                               |       |
|------|-------------------------------|-------|
| 8/8  | Washington Redskins (32,554)  | 14-16 |
| 8/13 | at Minnesota Vikings (45,370) | 33-34 |
| 8/19 | St. Louis Cardinals (31,308)  | 19-10 |
| 8/25 | Chicago Bears (36,598)        | 14-7  |
| 9/3  | at Green Bay Packers (53,180) | 19-14 |
| 9/9  | at Detroit Lions (49,168)     | 20-24 |

**1978 (2-2)**

|      |                                  |       |
|------|----------------------------------|-------|
| 8/7  | New York Giants (30,636)         | 7-21  |
| 8/12 | at Buffalo Bills (23,241)        | 20-10 |
| 8/21 | Detroit Lions (31,345)           | 14-10 |
| 8/27 | at New England Patriots (42,696) | 10-21 |

**1979 (2-2)**

|      |                                 |       |
|------|---------------------------------|-------|
| 8/4  | at New York Giants (30,905)     | 7-27  |
| 8/11 | Baltimore Colts (43,056)        | 24-3  |
| 8/18 | at Detroit Lions (55,623)       | 10-21 |
| 8/24 | at Washington Redskins (40,039) | 21-9  |

**1980 (1-3)**

|      |                                |       |
|------|--------------------------------|-------|
| 8/9  | at Kansas City Chiefs (38,055) | 0-42  |
| 8/18 | Washington Redskins (54,986)   | 3-12  |
| 8/23 | at Chicago Bears (57,688)      | 33-31 |
| 8/30 | at Minnesota Vikings (47,262)  | 16-38 |

**1981 (2-3)**

|      |                                    |       |
|------|------------------------------------|-------|
| 8/1  | Atlanta Falcons at Canton (23,921) | 24-10 |
| 8/8  | Pittsburgh Steelers (78,610)       | 31-35 |
| 8/15 | at Buffalo Bills (32,306)          | 13-10 |
| 8/22 | Buffalo Bills (41,495)             | 20-31 |
| 8/29 | at Green Bay Packers (56,191)      | 18-35 |

**1982 (4-0)**

|      |                                 |       |
|------|---------------------------------|-------|
| 8/14 | at Detroit Lions (54,275)       | 17-16 |
| 8/19 | Los Angeles Rams (60,794)       | 26-23 |
| 8/28 | at New Orleans Saints (55,689)  | 20-17 |
| 9/4  | at Los Angeles Raiders (38,840) | 27-10 |

**1983 (3-1)**

|      |                               |       |
|------|-------------------------------|-------|
| 8/6  | at Green Bay Packers (41,866) | 21-20 |
| 8/13 | at Buffalo Bills (25,886)     | 27-10 |
| 8/20 | at Denver Broncos (73,244)    | 10-19 |
| 8/26 | Los Angeles Raiders (61,844)  | 20-17 |

**1984 (1-3)**

|      |                                 |       |
|------|---------------------------------|-------|
| 8/4  | Pittsburgh Steelers (47,381)    | 14-31 |
| 8/13 | at Los Angeles Rams (41,882)    | 21-10 |
| 8/18 | at Kansas City Chiefs (33,074)  | 13-31 |
| 8/23 | at Philadelphia Eagles (40,030) | 19-20 |

**1985 (2-2)**

|      |                                |       |
|------|--------------------------------|-------|
| 8/10 | at San Diego Chargers (42,300) | 7-12  |
| 8/17 | Philadelphia Eagles (46,236)   | 28-14 |
| 8/24 | at Buffalo Bills (23,145)      | 31-28 |
| 8/30 | Los Angeles Raiders (44,926)   | 7-26  |

**1986 (4-0)**

|      |                                 |       |
|------|---------------------------------|-------|
| 8/9  | Buffalo Bills (58,982)          | 19-17 |
| 8/15 | at Miami Dolphins (50,815)      | 17-10 |
| 8/23 | at Atlanta Falcons (33,637)     | 27-21 |
| 8/28 | at Los Angeles Raiders (57,780) | 25-22 |

**1987 (3-1)**

|      |   |            |
|------|---|------------|
| 8/15 | St. Louis Cardinals (78,650)            | 31-16      |
| 8/22 | at New York Giants (41,008)             | 10-24      |
| 8/29 | at Atlanta Falcons (35,960)             | 23-3       |
| 9/5  | Green Bay Packers at Milwaukee (37,707) | (OT) 30-24 |

**1988 (3-1)**

|      |                                    |       |
|------|------------------------------------|-------|
| 8/6  | Detroit Lions (78,065)             | 13-10 |
| 8/13 | at Tampa Bay Buccaneers (50,074)   | 23-3  |
| 8/18 | New York Jets at Montreal (39,112) | 7-11  |
| 8/26 | New York Giants (71,129)           | 17-13 |

**1989 (1-4)**

|      |  |       |
|------|--|-------|
| 8/6  | Philadelphia Eagles at London (73,677) | 13-17 |
| 8/12 | at Detroit Lions (44,536)              | 25-24 |
| 8/19 | Pittsburgh Steelers (71,939)           | 21-24 |
| 8/26 | at Phoenix Cardinals (36,667)          | 7-21  |
| 9/2  | Tampa Bay Buccaneers (62,486)          | 10-27 |

**1990 (1-4)**

|      |                                  |       |
|------|----------------------------------|-------|
| 8/4  | Chicago Bears at Canton (23,952) | 0-13  |
| 8/11 | at Green Bay Packers (52,625)    | 25-10 |
| 8/19 | Minnesota Vikings (60,989)       | 20-23 |
| 8/25 | Washington Redskins (62,444)     | 13-31 |
| 9/1  | at New York Giants (33,148)      | 10-28 |

**1991 (2-2)**

|      |                                 |            |
|------|---------------------------------|------------|
| 8/5  | Tampa Bay Buccaneers (64,753)   | 10-23      |
| 8/10 | New York Giants (54,445)        | 16-10      |
| 8/16 | at Washington Redskins (51,137) | (OT) 24-21 |
| 8/23 | at Minnesota Vikings (45,925)   | 7-31       |

**1992 (2-2)**

|      |                                  |      |
|------|----------------------------------|------|
| 8/8  | Atlanta Falcons (59,566)         | 7-0  |
| 8/15 | at New York Giants (46,788)      | 7-16 |
| 8/24 | Minnesota Vikings (55,755)       | 3-56 |
| 8/28 | at Tampa Bay Buccaneers (40,883) | 24-3 |

**1993 (2-2)**

|      |  |       |
|------|--|-------|
| 8/9  | at Washington Redskins (36,455)          | 12-41 |
| 8/14 | New England Patriots at Toronto (33,012) | 12-9  |
| 8/21 | Los Angeles Rams (51,361)                | 21-10 |
| 8/27 | at Tampa Bay Buccaneers (45,668)         | 20-23 |

**1994 (3-1)**

|      |                                |       |
|------|--------------------------------|-------|
| 8/6  | at New York Giants (59,684)    | 24-15 |
| 8/13 | Detroit Lions (47,455)         | 16-7  |
| 8/19 | Atlanta Falcons (51,602)       | 28-7  |
| 8/25 | at Indianapolis Colts (39,052) | 7-24  |

**1995 (2-2)**

|      |                               |       |
|------|-------------------------------|-------|
| 8/6  | New York Giants (45,046)      | 13-19 |
| 8/14 | Chicago Bears (49,891)        | 55-13 |
| 8/19 | at Atlanta Falcons (41,813)   | 10-19 |
| 8/25 | at Arizona Cardinals (40,903) | 31-17 |

**1999 (2-3)**

|      |                                   |            |
|------|-----------------------------------|------------|
| 8/9  | Dallas Cowboys at Canton (25,156) | (OT) 20-17 |
| 8/14 | at Tampa Bay Buccaneers (63,963)  | 3-30       |
| 8/21 | Minnesota Vikings (71,398)        | 17-24      |
| 8/28 | Chicago Bears (72,388)            | 35-24      |
| 9/2  | at Philadelphia Eagles (64,978)   | 17-30      |

**2000 (1-3)**

|      |                               |       |
|------|-------------------------------|-------|
| 7/30 | Philadelphia Eagles (72,518)  | 33-22 |
| 8/12 | at Chicago Bears (66,944)     | 6-19  |
| 8/19 | Washington Redskins (71,818)  | 0-24  |
| 8/26 | at Green Bay Packers (59,687) | 33-34 |

**2001 (2-2)**

|      |                                 |            |
|------|---------------------------------|------------|
| 8/11 | Green Bay Packers (71,218)      | 10-3       |
| 8/18 | Tampa Bay Buccaneers (72,018)   | 7-6        |
| 8/24 | at Washington Redskins (67,014) | 25-27      |
| 8/31 | at Carolina Panthers (70,444)   | (OT) 20-23 |

**2002 (2-2)**

|      |                               |       |
|------|-------------------------------|-------|
| 8/10 | at Minnesota Vikings (63,532) | 27-15 |
| 8/17 | Detroit Lions (70,218)        | 24-23 |
| 8/26 | at Green Bay Packers (62,668) | 20-27 |
| 8/30 | Carolina Panthers (68,718)    | 19-20 |

**2003 (1-3)**

|      |                              |       |
|------|------------------------------|-------|
| 8/9  | at Tennessee Titans (68,809) | 6-10  |
| 8/15 | Green Bay Packers (70,348)   | 31-38 |
| 8/23 | at Detroit Lions (59,333)    | 17-38 |
| 8/28 | Atlanta Falcons (69,618)     | 20-9  |

**2004 (3-1)**

|      |                                |       |
|------|--------------------------------|-------|
| 8/14 | at Tennessee Titans (68,809)   | 3-24  |
| 8/21 | Detroit Lions (67,771)         | 17-10 |
| 8/28 | at Kansas City Chiefs (76,086) | 21-19 |
| 9/3  | Chicago Bears (69,393)         | 24-10 |

**2005 (3-1)**

|      |                            |       |
|------|----------------------------|-------|
| 8/13 | New York Giants (67,429)   | 17-14 |
| 8/20 | at Detroit Lions (58,371)  | 21-13 |
| 8/26 | Carolina Panthers (69,512) | 20-23 |
| 9/1  | at Chicago Bears (60,346)  | 16-6  |

**2006 (2-2)**

|      |                                 |       |
|------|---------------------------------|-------|
| 8/10 | at Philadelphia Eagles (67,249) | 7-20  |
| 8/18 | Detroit Lions (68,112)          | 20-16 |
| 8/26 | at Buffalo Bills (70,989)       | 20-17 |
| 8/31 | Chicago Bears (69,366)          | 7-20  |

**2007 (3-1)**

|      |                             |       |
|------|-----------------------------|-------|
| 8/11 | Kansas City Chiefs (70,067) | 16-12 |
| 8/18 | Detroit Lions (69,761)      | 20-23 |
| 8/25 | at Denver Broncos (75,361)  | 17-16 |
| 8/30 | at Chicago Bears (61,917)   | 19-9  |

**2008 (0-4)**

|      |                             |       |
|------|-----------------------------|-------|
| 8/7  | New York Jets (70,668)      | 20-24 |
| 8/18 | at New York Giants (79,207) | 34-37 |
| 8/23 | at Detroit Lions (44,456)   | 6-26  |
| 8/28 | Chicago Bears (70,880)      | 10-16 |

**2009 (2-2)**

|      |                           |       |
|------|---------------------------|-------|
| 8/15 | at Green Bay (69,091)     | 0-17  |
| 8/22 | Detroit Lions (67,154)    | 27-10 |
| 8/29 | Tennessee Titans (67,400) | 23-17 |
| 9/3  | at Chicago Bears (61,583) | 23-26 |

**2010 (2-2)**

|      |                           |       |
|------|---------------------------|-------|
| 8/14 | at Green Bay (68,958)     | 27-24 |
| 8/21 | St. Louis Rams (58,250)   | 17-19 |
| 8/28 | at Detroit Lions (36,444) | 27-35 |
| 9/2  | Chicago Bears (62,299)    | 13-10 |

**2011 (1-3)**

|      |                                 |       |
|------|---------------------------------|-------|
| 8/13 | Green Bay (57,077)              | 27-17 |
| 8/19 | Detroit Lions (56,004)          | 28-30 |
| 8/25 | at Philadelphia Eagles (69,144) | 14-24 |
| 9/1  | at Chicago Bears (59,874)       | 14-24 |

**2012 (2-2)**

|      |                               |       |
|------|-------------------------------|-------|
| 8/10 | at Detroit Lions (58,933)     | 19-17 |
| 8/16 | at Green Bay Packers (68,201) | 35-10 |
| 8/24 | Philadelphia Eagles (54,550)  | 10-27 |
| 8/30 | Chicago Bears (54,297)        | 20-28 |

**2013 (3-1)**

|      |                                |       |
|------|--------------------------------|-------|
| 8/8  | St. Louis Rams (56,943)        | 27-19 |
| 8/15 | Detroit Lions (58,313)         | 24-6  |
| 8/24 | at Indianapolis Colts (65,626) | 6-27  |
| 8/29 | at Chicago Bears (59,868)      | 18-16 |

**2014 (1-3)**

|      |                                 |       |
|------|---------------------------------|-------|
| 8/10 | at Detroit Lions (51,384)       | 12-13 |
| 8/18 | at Washington Redskins (69,127) | 23-24 |
| 8/23 | St. Louis Rams (61,663)         | 14-33 |
| 8/28 | Chicago Bears (61,458)          | 33-13 |

**2015 (1-3)**

|      |                                  |       |
|------|----------------------------------|-------|
| 8/13 | Washington Redskins (58,073)     | 17-20 |
| 8/20 | Buffalo Bills (57,975)           | 10-11 |
| 8/29 | at Tampa Bay Buccaneers (51,521) | 31-7  |
| 9/3  | at Chicago Bears (60,699)        | 0-24  |



## ALL-TIME REGULAR-SEASON RESULTS

**1946:** 12-2 (Points: 423-137)

**COACH:** Paul Brown

### 1946 USUAL STARTING LINEUPS

#### OFFENSE

|    |    |                           |
|----|----|---------------------------|
| LE | 58 | Mac Speedie               |
| LT | 40 | J. Daniell, 48 E. Blandin |
| LG | 36 | Ed Ulinski                |
| C  | 20 | Mike Scarry               |
| RG | 32 | L. Houston, 30 B. Willis  |
| RT | 44 | Lou Rymkus                |
| RE | 56 | D. Lavelli, 50 J. Yonakor |
| QB | 60 | Otto Graham               |
| RB | 90 | Edgar Jones               |
| RB | 85 | Don Greenwood             |
| FB | 76 | Marion Motley             |

#### DEFENSE

|     |    |                            |
|-----|----|----------------------------|
| LDE | 52 | G. Young, 55 J. Harrington |
| LDT | 48 | E. Blandin, 40 J. Daniell  |
| MG  | 30 | Bill Willis                |
| RDT | 42 | C. Adams, 49 L. Simonetti  |
| RDE | 50 | John Yonakor               |
| LLB | 76 | Marion Motley              |
| MLB | 66 | Lou Saban                  |
| RLB | 20 | Mike Scarry                |
| LCB | 85 | D. Greenwood, 82 B. Lund   |
| RCB | 92 | Tom Colella                |
| S   | 62 | Cliff Lewis                |

#### RADIO ANNOUNCERS:

Bob Neal, Stan Gee (WGAR 1220 AM)

#### 1ST WESTERN DIVISION

|       |  |   |       |
|-------|--|---|-------|
| 9/6   | Miami Seahawks (60,135) (N) .....      | W | 44-0  |
| 9/13  | at Chicago Rockets (51,962) (N) .....  | W | 20-6  |
| 9/22  | at Buffalo Bisons (30,302) .....       | W | 28-0  |
| 9/29  | New York Yankees (57,084) .....        | W | 24- 7 |
| 10/6  | Brooklyn Dodgers (43,713) .....        | W | 26- 7 |
| 10/12 | at New York Yankees (34,252) (N) ..... | W | 7-0   |
| 10/20 | Los Angeles Dons (71,134) .....        | W | 31-14 |
| 10/27 | San Francisco 49ers (70,385) .....     | L | 20-34 |
| 11/3  | at Los Angeles Dons (24,800) .....     | L | 16-17 |
| 11/10 | at San Francisco 49ers (41,061) .....  | W | 14- 7 |
| 11/17 | Chicago Rockets (60,457) .....         | W | 51-14 |
| 11/24 | Buffalo Bisons (37,054) .....          | W | 42-17 |
| 12/3  | at Miami Seahawks (9,083) .....        | W | 34- 0 |
| 12/8  | at Brooklyn Dodgers (14,600) .....     | W | 66-14 |

#### CHAMPIONSHIP

|       |                                 |   |       |
|-------|---------------------------------|---|-------|
| 12/22 | New York Yankees (40,469) ..... | W | 14- 9 |
|-------|---------------------------------|---|-------|

**1947:** 12-1-1 (Points: 410-185)

**COACH:** Paul Brown

### 1947 USUAL STARTING LINEUPS

#### OFFENSE

|    |    |                            |
|----|----|----------------------------|
| LE | 58 | Mac Speedie                |
| LT | 42 | C. Adams, 48 E. Blandin    |
| LG | 36 | E. Ulinski, 38 W. Humble   |
| C  | 20 | M. Scarry, 22 F. Gatski    |
| RG | 32 | L. Houston, 30 B. Willis   |
| RT | 44 | Lou Rymkus                 |
| RE | 56 | Dante Lavelli              |
| QB | 60 | Otto Graham                |
| RB | 99 | B. Boedeker, 92 T. Colella |
| RB | 85 | D. Greenwood, 86 L. Mayne  |
| FB | 76 | Marion Motley              |

#### DEFENSE

|     |    |                          |
|-----|----|--------------------------|
| LDE | 52 | George Young             |
| LDT | 42 | Chet Adams               |
| MG  | 30 | Bill Willis              |
| RDT | 49 | Len Simonetti            |
| RDE | 50 | John Yonakor             |
| LLB | 76 | Marion Motley            |
| MLB | 72 | Lou Saban                |
| RLB | 38 | Weldon Humble            |
| LCB | 85 | D. Greenwood, 82 B. Lund |
| RCB | 92 | Tom Colella              |
| S   | 62 | Cliff Lewis              |

#### RADIO ANNOUNCERS:

Bob Neal, Bill Mayer (WGAR 1220 AM)

#### 1ST WESTERN DIVISION

|       |  |   |       |
|-------|--|---|-------|
| 9/5   | Buffalo Bills (63,263) (N) .....       | W | 30-14 |
| 9/12  | at Brooklyn Dodgers (18,876) (N) ..... | W | 55- 7 |
| 9/21  | Baltimore Colts (44,257) .....         | W | 28-0  |
| 9/26  | at Chicago Rockets (18,450) (N) .....  | W | 41-21 |
| 10/5  | New York Yankees (80,067) .....        | W | 26-17 |
| 10/12 | Los Angeles Dons (63,124) .....        | L | 10-13 |
| 10/19 | Chicago Rockets (35,266) .....         | W | 31-28 |
| 10/26 | at San Francisco 49ers (54,483) .....  | W | 14- 7 |
| 11/2  | at Buffalo Bills (43,167) .....        | W | 28- 7 |
| 11/9  | Brooklyn Dodgers (30,279) .....        | W | 13-12 |
| 11/16 | San Francisco 49ers (76,504) .....     | W | 37-14 |
| 11/23 | at New York Yankees (70,060) .....     | T | 28-28 |
| 11/27 | at Los Angeles Dons (45,009) .....     | W | 27-17 |
| 12/7  | at Baltimore Colts (20,574) .....      | W | 42- 0 |

#### CHAMPIONSHIP

|       |                                    |   |       |
|-------|------------------------------------|---|-------|
| 12/14 | at New York Yankees (61,879) ..... | W | 14- 3 |
|-------|------------------------------------|---|-------|

**1948:** 14-0 (Points: 389-190)**COACH:** Paul Brown**1948 USUAL STARTING LINEUPS****OFFENSE**

|    |    |                          |
|----|----|--------------------------|
| LE | 58 | Mac Speedie              |
| LT | 46 | Lou Groza                |
| LG | 36 | Ed Ulinski               |
| C  | 22 | Frank Gatski             |
| RG | 32 | L. Houston, 34 B. Gaudio |
| RT | 44 | Lou Rymkus               |
| RE | 56 | Dante Lavelli            |
| QB | 60 | Otto Graham              |
| RB | 90 | Edgar Jones              |
| RB | 86 | Dub Jones                |
| FB | 76 | Marion Motley            |

**DEFENSE**

|     |    |                           |
|-----|----|---------------------------|
| LDE | 52 | George Young              |
| LDT | 48 | Forrest Grigg             |
| MG  | 30 | Bill Willis               |
| RDT | 42 | C. Adams, 49 L. Simonetti |
| RDE | 50 | John Yonakor              |
| LLB | 38 | Weldon Humble             |
| MLB | 20 | Lou Saban                 |
| RLB | 74 | Tony Adamle               |
| LCB | 66 | W. Lahr, 92 T. Colella    |
| RCB | 82 | Tommy James               |
| S   | 62 | Cliff Lewis               |

**RADIO ANNOUNCERS:**

Bob Neal, Bill Mayer (WGAR 1220 AM)

**TELEVISION ANNOUNCERS:**

Bob Neal, Stan Gee (Dumont TV Network)

**1ST WESTERN DIVISION**

|       |                                      |   |       |
|-------|--------------------------------------|---|-------|
| 9/3   | Los Angeles Dons (60,193) (N).....   | W | 19-14 |
| 9/12  | at Buffalo Bills (35,340).....       | W | 42-13 |
| 9/17  | at Chicago Rockets (30,874) (N)..... | W | 28-7  |
| 9/26  | Chicago Rockets (37,190).....        | W | 21-10 |
| 10/5  | at Baltimore Colts (22,359) (N)..... | W | 14-10 |
| 10/10 | Brooklyn Dodgers (31,187).....       | W | 30-17 |
| 10/17 | Buffalo Bills (28,054).....          | W | 31-14 |
| 10/24 | New York Yankees (46,912).....       | W | 35-7  |
| 11/7  | Baltimore Colts (32,314).....        | W | 28-7  |
| 11/14 | San Francisco 49ers (82,769).....    | W | 14-7  |
| 11/21 | at New York Yankees (52,518).....    | W | 34-21 |
| 11/25 | at Los Angeles Dons (60,031).....    | W | 31-14 |
| 11/28 | at San Francisco 49ers (59,785)..... | W | 31-28 |
| 12/5  | at Brooklyn Dodgers (9,821).....     | W | 31-21 |

**CHAMPIONSHIP**

|       |                             |   |      |
|-------|-----------------------------|---|------|
| 12/19 | Buffalo Bills (22,981)..... | W | 49-7 |
|-------|-----------------------------|---|------|

**1949:** 9-1-2 (Points: 339-171)**COACH:** Paul Brown**1949 USUAL STARTING LINEUPS****OFFENSE**

|    |    |                           |
|----|----|---------------------------|
| LE | 58 | Mac Speedie               |
| LT | 46 | Lou Groza                 |
| LG | 36 | Ed Ulinski                |
| C  | 22 | Frank Gatski              |
| RG | 32 | L. Houston, 34 B. Gaudio  |
| RT | 44 | Lou Rymkus                |
| RE | 56 | Dante Lavelli             |
| QB | 60 | Otto Graham               |
| RB | 90 | E. Jones, 99 B. Boedecker |
| RB | 86 | Dub Jones                 |
| FB | 76 | Marion Motley             |

**DEFENSE**

|     |    |                          |
|-----|----|--------------------------|
| LDE | 52 | G. Young, 53 B. O'Connor |
| LDT | 48 | F. Grigg, 42 D. Palmer   |
| MG  | 30 | Bill Willis              |
| RDT | 48 | F. Grigg, 44 L. Rymkus   |
| RDE | 50 | J. Yonakor, 59 H. Gillom |
| LLB | 74 | Tony Adamle              |
| MLB | 38 | W. Humble, 35 A. Agase   |
| RLB | 20 | L. Saban, 23 T. Thompson |
| LCB | 80 | Warren Lahr              |
| RCB | 82 | Tommy James              |
| S   | 62 | Cliff Lewis              |

**RADIO ANNOUNCERS:**

Bob Neal, Bill Mayer (WGAR 1220 AM)

**TELEVISION ANNOUNCERS:**

Bob Neal, Bill Mayer (Dumont TV Network)

**1ST WESTERN DIVISION**

|       |                                      |   |       |
|-------|--------------------------------------|---|-------|
| 9/5   | at Buffalo Bills (31,839).....       | T | 28-28 |
| 9/11  | Baltimore Colts (21,621).....        | W | 21-0  |
| 9/18  | New York Yankees (26,312).....       | W | 14-3  |
| 9/25  | at Baltimore Colts (36,837).....     | W | 28-20 |
| 10/2  | Los Angeles Dons (30,465).....       | W | 42-7  |
| 10/9  | at San Francisco 49ers (59,720)..... | L | 28-56 |
| 10/14 | at Los Angeles Dons (27,427).....    | W | 61-14 |
| 10/30 | San Francisco 49ers (72,189).....    | W | 30-28 |
| 11/6  | Chicago Hornets (16,506).....        | W | 35-2  |
| 11/13 | Buffalo Bills (22,511).....          | T | 7-7   |
| 11/20 | at New York Yankees (50,711).....    | W | 31-0  |
| 11/24 | at Chicago Hornets (5,031).....      | W | 14-6  |

**PLAYOFF**

|      |                             |   |       |
|------|-----------------------------|---|-------|
| 12/4 | Buffalo Bills (17,270)..... | W | 31-21 |
|------|-----------------------------|---|-------|

**CHAMPIONSHIP**

|       |                                   |   |      |
|-------|-----------------------------------|---|------|
| 12/11 | San Francisco 49ers (22,550)..... | W | 21-7 |
|-------|-----------------------------------|---|------|

# 1950 (10-2)

COACH: Paul Brown

## 1950 USUAL STARTING LINEUPS

| OFFENSE |                         | DEFENSE |                        |
|---------|-------------------------|---------|------------------------|
| LE 58   | Mac Speedie             | LDE 52  | George Young           |
| LT 46   | L. Groza, 42 D. Palmer  | LDT 48  | F. Grigg, 42 D. Palmer |
| LG 34   | A. Gibron, 38 W. Humble | MG 30   | Bill Willis            |
| C 22    | Frank Gatski            | RDT 45  | John Kissell           |
| RG 32   | Lin Houston             | RDE 53  | Len Ford               |
| RT 44   | Lou Rymkus              | LLB 74  | Tony Adame             |
| RE 56   | Dante Lavelli           | MLB 38  | Weldon Humble          |
| WR 86   | Dub Jones               | 35      | Alex Agase             |
| QB 60   | Otto Graham             | RLB 20  | Hal Herring            |
| RB 90   | Rex Bumgardner          | LCB 80  | Warren Lahr            |
| 84      | Ken Carpenter           | RCB 82  | Tommy James            |
| RB 76   | Marion Motley           | S 62    | C. Lewis, 85 K. Gorgal |

RADIO ANNOUNCERS:  
Bob Neal, Don Cordray (WERE 1300 AM)

TELEVISION ANNOUNCERS:  
Bob Neal, Bill Mayer (Dumont TV Network)

| DATE  | RESULT   | OPPONENT               | ATT    |
|-------|----------|------------------------|--------|
| 9/16  | W, 35-10 | at Philadelphia Eagles | 71,237 |
| 9/24  | W, 31-0  | at Baltimore Colts     | 15,201 |
| 10/1  | L, 0-6   | New York Giants        | 37,647 |
| 10/7  | W, 30-17 | at Pittsburgh Steelers | 35,590 |
| 10/15 | W, 34-24 | Chicago Cardinals      | 33,774 |
| 10/22 | L, 13-17 | at New York Giants     | 41,734 |
| 10/29 | W, 45-7  | Pittsburgh Steelers    | 40,714 |
| 11/5  | W, 10-7  | at Chicago Cardinals   | 38,456 |
| 11/12 | W, 34-14 | San Francisco 49ers    | 28,786 |
| 11/19 | W, 20-14 | Washington Redskins    | 21,908 |
| 12/3  | W, 13-7  | Philadelphia Eagles    | 37,490 |
| 12/10 | W, 45-21 | at Washington Redskins | 30,143 |

**PLAYOFFS**

|       |        |                 |        |
|-------|--------|-----------------|--------|
| 12/17 | W, 8-3 | New York Giants | 33,054 |
|-------|--------|-----------------|--------|

**NFL CHAMPIONSHIP**

|       |          |                  |        |
|-------|----------|------------------|--------|
| 12/24 | W, 30-28 | Los Angeles Rams | 29,751 |
|-------|----------|------------------|--------|

| TEAM STATISTICS      | BROWNS  | OPPONENT |
|----------------------|---------|----------|
| Total First Downs    | 199     | 184      |
| Rushing              | 104     | 96       |
| Passing              | 86      | 71       |
| Penalty              | 9       | 17       |
| Total Net Yards      | 3,937   | 2,963    |
| Avg. Per Game        | 328.1   | 246.9    |
| Total Plays          | 717     | 743      |
| Avg. Per Play        | 5.5     | 4.0      |
| Net Yards Rushing    | 2,089   | 1,573    |
| Avg. Per Game        | 174.1   | 131.1    |
| Total Rushes         | 457     | 451      |
| Net Yards Passing    | 1,679   | 1,390    |
| Avg. Per Game        | 139.9   | 115.8    |
| Sacked/Yards Lost    | 0/305   | 0/191    |
| Gross Yards          | 1,984   | 1,581    |
| Attempts/Completions | 260/139 | 292/121  |
| Completion Pct.      | 53.5%   | 41.4%    |
| Had Intercepted      | 21      | 31       |
| Punts/Avg.           | 66/43.2 | 69/41.5  |
| Net Punting Avg.     | 66/40.0 | 69/34.7  |
| Penalties/Yards Lost | 104/968 | 62/554   |
| Fumbles/Ball Lost    | 26/12   | 37/24    |
| Touchdowns           | 38      | 19       |
| Rushing              | 20      | 10       |
| Passing              | 15      | 8        |
| Returns              | 3       | 1        |

| SCORE BY PERIODS | 1ST | 2ND | 3RD | 4TH | OT | TOT |
|------------------|-----|-----|-----|-----|----|-----|
| Browns           | 69  | 84  | 57  | 100 | 0  | 310 |
| Opponents        | 39  | 35  | 35  | 35  | 0  | 144 |

| SCORING      | RU | PA | ST | DF | PAT   | 2RU | 2PA | FG    | SAF | TP |
|--------------|----|----|----|----|-------|-----|-----|-------|-----|----|
| Groza, Lou   | 0  | 1  | 0  | 0  | 29/29 | 0   | 0   | 13/19 | 0   | 74 |
| Jones, Dub   | 6  | 5  | 0  | 0  | 0/0   | 0   | 0   | 0/0   | 0   | 66 |
| Graham, Otto | 6  | 0  | 0  | 0  | 0/0   | 0   | 0   | 0/0   | 0   | 36 |

| PASSING        | ATT | CMP | YDS   | PCT   | AV/AT | TD | TD%  | INT | INT%  | LG  | TKLD  | RATING |
|----------------|-----|-----|-------|-------|-------|----|------|-----|-------|-----|-------|--------|
| Graham, Otto   | 253 | 137 | 1,943 | 54.2  | 7.68  | 14 | 5.5  | 20  | 7.9   | 80t | 0/291 | 64.7   |
| Lewis, Cliff   | 4   | 1   | 38    | 25.0  | 9.50  | 1  | 25.0 | 0   | 0.0   | 38t | 0/14  | 106.3  |
| Gillom, Horace | 1   | 1   | 3     | 100.0 | 3.00  | 0  | 0.0  | 0   | 0.0   | 3   | 0/0   | 79.2   |
| Carpenter, Ken | 1   | 0   | 0     | 0.0   | 0.00  | 0  | 0.0  | 1   | 100.0 | 0   | 0/0   | 0.0    |
| Groza, Lou     | 1   | 0   | 0     | 0.0   | 0.00  | 0  | 0.0  | 0   | 0.0   | 0   | 0/0   | 39.6   |
| Browns         | 260 | 139 | 1,984 | 53.5  | 7.63  | 15 | 5.8  | 21  | 8.1   | 80t | 0/305 | 64.0   |
| Opponents      | 292 | 121 | 1,581 | 41.4  | 5.41  | 8  | 2.7  | 31  | 10.6  | 64  | 0/191 | 28.7   |

\* Led NFL

|                |    |    |   |     |       |   |   |     |       |    |     |
|----------------|----|----|---|-----|-------|---|---|-----|-------|----|-----|
| Lavelli, Dante | 0  | 5  | 0 | 0   | 0/0   | 0 | 0 | 0/0 | 0     | 30 |     |
| Motley, Marion | 3  | 1  | 0 | 0   | 0/0   | 0 | 0 | 0/0 | 0     | 24 |     |
| Phelps, Don    | 2  | 0  | 1 | 0   | 0/0   | 0 | 0 | 0/0 | 0     | 18 |     |
| Bumgardner, R. | 2  | 1  | 0 | 0   | 0/0   | 0 | 0 | 0/0 | 0     | 18 |     |
| Lahr, Warren   | 0  | 0  | 2 | 0/0 | 0     | 0 | 0 | 0/0 | 0     | 12 |     |
| Grigg, Forrest | 0  | 0  | 0 | 0   | 9/9   | 0 | 0 | 0   | 1/2   | 0  |     |
| Carpenter, Ken | 1  | 0  | 0 | 0   | 0/0   | 0 | 0 | 0/0 | 0     | 6  |     |
| Gillom, Horace | 0  | 1  | 0 | 0   | 0/0   | 0 | 0 | 0/0 | 0     | 6  |     |
| Speedie, Mac   | 0  | 1  | 0 | 0   | 0/0   | 0 | 0 | 0/0 | 0     | 6  |     |
| Kissell, John  | 0  | 0  | 0 | 0   | 0/0   | 0 | 0 | 0/0 | 1     | 2  |     |
| Browns         | 20 | 15 | 1 | 2   | 38/38 | 0 | 0 | 0   | 14/21 | 1  | 310 |
| Opponents      | 10 | 8  | 1 | 0   | 18/19 | 0 | 0 | 0   | 4/11  | 0  | 144 |

| RUSHING         | NO  | YDS   | AVG   | LG  | TD |
|-----------------|-----|-------|-------|-----|----|
| Motley, Marion  | 140 | 810*  | 5.8   | 69t | 3  |
| Jones, Dub      | 83  | 384   | 4.6   | 61t | 6  |
| Bumgardner, Rex | 67  | 231   | 3.4   | 26  | 2  |
| Graham, Otto    | 55  | 145   | 2.6   | 20  | 6  |
| Phelps, Don     | 39  | 198   | 5.1   | 33  | 2  |
| Carpenter, Ken  | 35  | 181   | 5.2   | 61t | 1  |
| Cole, Emerson   | 26  | 105   | 4.0   | 16  | 0  |
| Moselle, Dom    | 5   | 39    | 7.8   | 15  | 0  |
| Adame, Tony     | 3   | 8     | 2.7   | 3   | 0  |
| Lewis, Cliff    | 2   | -1    | -0.5  | 2   | 0  |
| James, Tommy    | 1   | -1    | -1.0  | -1  | 0  |
| Humble, Weldon  | 1   | -10   | -10.0 | -10 | 0  |
| Browns          | 457 | 2,089 | 4.6   | 69t | 20 |
| Opponents       | 451 | 1,573 | 3.5   | 48  | 10 |

| RECEIVING       | NO  | YDS   | AVG  | LG  | TD |
|-----------------|-----|-------|------|-----|----|
| Speedie, Mac    | 42  | 548   | 13.0 | 45  | 1  |
| Lavelli, Dante  | 37  | 565   | 15.3 | 43  | 5  |
| Jones, Dub      | 31  | 458   | 14.8 | 80t | 5  |
| Motley, Marion  | 11  | 151   | 13.7 | 41  | 1  |
| Bumgardner, Rex | 9   | 112   | 12.4 | 25t | 1  |
| Carpenter, Ken  | 5   | 45    | 9.0  | 16  | 0  |
| Gillom, Horace  | 2   | 54    | 27.0 | 38t | 1  |
| Phelps, Don     | 1   | 28    | 28.0 | 28  | 0  |
| Groza, Lou      | 1   | 23    | 23.0 | 23t | 1  |
| Browns          | 139 | 1,984 | 14.3 | 80t | 15 |
| Opponents       | 121 | 1,581 | 13.1 | 64  | 8  |

| INTERCEPTIONS | NO | YDS | AVG  | LG  | TD |
|---------------|----|-----|------|-----|----|
| James, Tommy  | 9  | 69  | 7.7  | 34  | 0  |
| Lahr, Warren  | 8  | 99  | 12.4 | 30t | 2  |
| Gorgal, Ken   | 6  | 23  | 3.8  | 13  | 0  |
| Marlin, Jim   | 2  | 15  | 7.5  | 14  | 0  |
| Herring, Hal  | 2  | 12  | 6.0  | 9   | 0  |
| Adame, Tony   | 1  | 17  | 17.0 | 13  | 0  |
| Agase, Alex   | 1  | 14  | 14.0 | 14  | 0  |
| Phelps, Don   | 1  | 9   | 9.0  | 9   | 0  |
| Lewis, Cliff  | 1  | 4   | 4.0  | 4   | 0  |
| Browns        | 31 | 262 | 8.5  | 34  | 2  |
| Opponents     | 21 | 262 | 12.5 | 41  | 0  |

| PUNTING        | NO | YDS   | AVG  | IN20 | TB | LG | BLK |
|----------------|----|-------|------|------|----|----|-----|
| Gillom, Horace | 66 | 2,849 | 43.2 | 0    | 5  | 75 | 1   |
| Browns         | 66 | 2,849 | 43.2 | 0    | 5  | 75 | 1   |
| Opponents      | 69 | 2,864 | 41.5 | 0    | 6  | 65 | 0   |

| PUNT RETURNS   | NO | FC | YDS | AVG  | LG  | TD |
|----------------|----|----|-----|------|-----|----|
| Phelps, Don    | 13 | 0  | 174 | 13.4 | 54t | 1  |
| Moselle, Dom   | 7  | 0  | 126 | 18.0 | 48  | 0  |
| Gorgal, Ken    | 4  | 0  | 83  | 20.8 | 33  | 0  |
| Carpenter, Ken | 4  | 0  | 58  | 14.5 | 27  | 0  |
| James, Tommy   | 0  | 0  | 15  | 0.0  | 0   | 0  |
| Lewis, Cliff   | 2  | 0  | 13  | 6.5  | 8   | 0  |
| Browns         | 30 | 0  | 469 | 15.6 | 54t | 1  |
| Opponents      | 32 | 0  | 210 | 6.6  | 32  | 0  |

| KICKOFF RETURNS | NO | YDS | AVG  | LG | TD |
|-----------------|----|-----|------|----|----|
| Phelps, Don     | 12 | 325 | 27.1 | 61 | 0  |
| Moselle, Dom    | 5  | 107 | 21.4 | 29 | 0  |
| Carpenter, Ken  | 5  | 98  | 19.6 | 25 | 0  |
| Adame, Tony     | 4  | 53  | 13.3 | 22 | 0  |
| Gillom, Horace  | 3  | 51  | 17.0 | 23 | 0  |
| Cole, Emerson   | 1  | 22  | 22.0 | 22 | 0  |
| Marlin, Jim     | 1  | 14  | 14.0 | 14 | 0  |
| Rymkus, Lou     | 1  | 0   | 0.0  | 0  | 0  |
| Browns          | 32 | 670 | 20.9 | 61 | 0  |
| Opponents       | 43 | 988 | 23.0 | 71 | 0  |

# 1951 (11-1)

COACH: Paul Brown

## 1951 USUAL STARTING LINEUPS

### OFFENSE

|       |                       |
|-------|-----------------------|
| LE 58 | Mac Speedie           |
| 59    | H. Gillom             |
| LT 46 | Lou Groza             |
| LG 34 | Abe Gibron            |
| C 22  | Frank Gatski          |
| RG 38 | Bob Gaudio            |
| RT 44 | Lou Rymkus            |
| RE 56 | Dante Lavelli         |
| WR 86 | Dub Jones             |
| QB 60 | Otto Graham           |
| RB 84 | Ken Carpenter         |
| 90    | Rex Bumgardner        |
| RB 70 | E. Cole, 76 M. Motley |

### DEFENSE

|        |                        |
|--------|------------------------|
| LDE 52 | George Young           |
| LDT 48 | F. Grigg, 42 D. Palmer |
| MG 30  | Bill Willis            |
| RDT 45 | John Kissell           |
| RDE 53 | Len Ford               |
| LLB 74 | Tony Adamle            |
| MLB 35 | Alex Agase             |
| RLB 20 | Hal Horring            |
| LCB 80 | Warren Lahr            |
| RCB 82 | Tommy James            |
| S 62   | Cliff Lewis            |

### RADIO ANNOUNCERS:

Bob Neal, Phil McLean (WERE 1300 AM)

### TELEVISION ANNOUNCERS:

Bob Neal, Bill Mayer (Dumont TV Network)

| DATE  | RESULT   | OPPONENT               | ATT    |
|-------|----------|------------------------|--------|
| 9/30  | L, 10-24 | at San Francisco 49ers | 52,219 |
| 10/7  | W, 38-23 | at Los Angeles Rams    | 67,186 |
| 10/14 | W, 45-0  | Washington Redskins    | 33,968 |
| 10/21 | W, 17-0  | Pittsburgh Steelers    | 32,409 |
| 10/27 | W, 14-13 | New York Giants        | 56,947 |
| 11/4  | W, 34-17 | at Chicago Cardinals   | 19,742 |
| 11/11 | W, 20-17 | Philadelphia Eagles    | 36,571 |
| 11/18 | W, 10-0  | at New York Giants     | 52,215 |
| 11/25 | W, 42-21 | Chicago Bears          | 40,969 |
| 12/2  | W, 49-28 | Chicago Cardinals      | 30,550 |
| 12/9  | W, 28-0  | at Pittsburgh Steelers | 24,229 |
| 12/16 | W, 24-9  | at Philadelphia Eagles | 16,263 |

### NFL CHAMPIONSHIP

|       |          |                     |        |
|-------|----------|---------------------|--------|
| 12/23 | L, 17-24 | at Los Angeles Rams | 57,540 |
|-------|----------|---------------------|--------|

### TEAM STATISTICS

|                      | BROWNS    | OPPONENT |
|----------------------|-----------|----------|
| Total First Downs    | 203       | 201      |
| Rushing              | 92        | 88       |
| Passing              | 99        | 81       |
| Penalty              | 12        | 32       |
| Total Net Yards      | 3,847     | 3,002    |
| Avg. Per Game        | 320.6     | 250.2    |
| Total Plays          | 702       | 758      |
| Avg. Per Play        | 5.5       | 4.0      |
| Net Yards Rushing    | 1,708     | 1,454    |
| Avg. Per Game        | 142.3     | 121.2    |
| Total Rushes         | 415       | 428      |
| Net Yards Passing    | 1,902     | 1,548    |
| Avg. Per Game        | 158.5     | 129.0    |
| Sacked/Yards Lost    | 0/371     | 0/430    |
| Gross Yards          | 2,273     | 1,978    |
| Attempts/Completions | 271/151   | 330/151  |
| Completion Pct.      | 55.7%     | 45.8%    |
| Had Intercepted      | 17        | 22       |
| Punts/Avg.           | 73/45.5   | 69/39.8  |
| Net Punting Avg.     | 73/40.8   | 69/36.5  |
| Penalties/Yards Lost | 117/1,017 | 59/505   |
| Fumbles/Ball Lost    | 25/18     | 35/29    |
| Touchdowns           | 43        | 20       |
| Rushing              | 20        | 8        |
| Passing              | 18        | 10       |
| Returns              | 5         | 2        |

### SCORE BY PERIODS

|           | 1ST | 2ND | 3RD | 4TH | OT | TOT |
|-----------|-----|-----|-----|-----|----|-----|
| Browns    | 80  | 79  | 100 | 72  | 0  | 331 |
| Opponents | 34  | 19  | 44  | 55  | 0  | 152 |

### SCORING

|                | RU | PA | ST | DF | PAT   | 2RU | 2PA | FG    | SAF | TP |
|----------------|----|----|----|----|-------|-----|-----|-------|-----|----|
| Groza, Lou     | 0  | 0  | 0  | 0  | 43/43 | 0   | 0   | 10/23 | 0   | 73 |
| Jones, Dub     | 7  | 5  | 0  | 0  | 0/0   | 0   | 0   | 0/0   | 0   | 72 |
| Carpenter, K   | 4  | 2  | 0  | 0  | 0/0   | 0   | 0   | 0/0   | 0   | 36 |
| Lavelli, Dante | 0  | 6  | 0  | 0  | 0/0   | 0   | 0   | 0/0   | 0   | 36 |

|                |    |    |   |   |       |   |   |       |   |     |
|----------------|----|----|---|---|-------|---|---|-------|---|-----|
| Graham, Otto   | 3  | 0  | 0 | 1 | 0/0   | 0 | 0 | 0/0   | 0 | 24  |
| Speedie, Mac   | 0  | 3  | 0 | 0 | 0/0   | 0 | 0 | 0/0   | 0 | 18  |
| Taseff, Carl   | 2  | 0  | 0 | 0 | 0/0   | 0 | 0 | 0/0   | 0 | 12  |
| Bumgardner, R. | 1  | 1  | 0 | 0 | 0/0   | 0 | 0 | 0/0   | 0 | 12  |
| Lahr, Warren   | 0  | 0  | 0 | 2 | 0/0   | 0 | 0 | 0/0   | 0 | 12  |
| Oristaglio, B. | 0  | 1  | 0 | 0 | 0/0   | 0 | 0 | 0/0   | 0 | 6   |
| Young, George  | 0  | 0  | 0 | 1 | 0/0   | 0 | 0 | 0/0   | 0 | 6   |
| Gillom, Horace | 0  | 0  | 1 | 0 | 0/0   | 0 | 0 | 0/0   | 0 | 6   |
| Motley, Marion | 1  | 0  | 0 | 0 | 0/0   | 0 | 0 | 0/0   | 0 | 6   |
| Phelps, Don    | 1  | 0  | 0 | 0 | 0/0   | 0 | 0 | 0/0   | 0 | 6   |
| Cole, Emerson  | 1  | 0  | 0 | 0 | 0/0   | 0 | 0 | 0/0   | 0 | 6   |
| Browns         | 20 | 18 | 1 | 4 | 43/43 | 0 | 0 | 10/23 | 0 | 331 |
| Opponents      | 8  | 10 | 2 | 0 | 18/20 | 0 | 0 | 4/14  | 1 | 152 |

### RUSHING

|                 | NO  | YDS   | AVG  | LG  | TD |
|-----------------|-----|-------|------|-----|----|
| Jones, Dub      | 104 | 492   | 4.7  | 43† | 7  |
| Carpenter, Ken  | 85  | 402   | 4.7  | 30  | 4  |
| Motley, Marion  | 61  | 273   | 4.5  | 26  | 1  |
| Cole, Emerson   | 46  | 252   | 5.5  | 23  | 1  |
| Bumgardner, Rex | 45  | 126   | 2.8  | 20  | 1  |
| Graham, Otto    | 35  | 29    | 0.8  | 12  | 3  |
| Phelps, Don     | 16  | 65    | 4.1  | 16  | 1  |
| Taseff, Carl    | 13  | 49    | 3.8  | 15  | 2  |
| Jagade, Harry   | 7   | 30    | 4.3  | 22  | 0  |
| Lewis, Cliff    | 3   | -10   | -3.3 | 1   | 0  |
| Browns          | 415 | 1,708 | 4.1  | 43† | 20 |
| Opponents       | 428 | 1,454 | 3.4  | 35  | 8  |

### RECEIVING

|                 | NO  | YDS   | AVG  | LG  | TD |
|-----------------|-----|-------|------|-----|----|
| Lavelli, Dante  | 43  | 586   | 13.6 | 47  | 6  |
| Speedie, Mac    | 34  | 589   | 17.3 | 51  | 3  |
| Jones, Dub      | 30  | 570   | 19.0 | 81† | 5  |
| Carpenter, Ken  | 12  | 183   | 15.3 | 45† | 2  |
| Gillom, Horace  | 11  | 164   | 14.9 | 24  | 0  |
| Motley, Marion  | 10  | 52    | 5.2  | 34  | 0  |
| Bumgardner, Rex | 5   | 61    | 12.2 | 19  | 1  |
| Cole, Emerson   | 4   | 30    | 7.5  | 17  | 0  |
| Oristaglio, Bob | 1   | 20    | 20.0 | 20† | 1  |
| Taseff, Carl    | 1   | 18    | 18.0 | 18  | 0  |
| Browns          | 151 | 2,273 | 15.1 | 81† | 18 |
| Opponents       | 151 | 1,978 | 13.1 | 61  | 10 |

### INTERCEPTIONS

|                 | NO | YDS | AVG  | LG | TD |
|-----------------|----|-----|------|----|----|
| Lahr, Warren    | 5  | 95  | 19.0 | 29 | 2  |
| Lewis, Cliff    | 5  | 46  | 9.2  | 20 | 0  |
| Shula, Don      | 4  | 23  | 5.8  | 16 | 0  |
| Thompson, Tommy | 2  | 23  | 11.5 | 17 | 0  |
| Agase, Alex     | 2  | 7   | 3.5  | 6  | 0  |
| James, Tommy    | 2  | 1   | 0.5  | 1  | 0  |
| Herring, Hal    | 1  | 28  | 28.0 | 28 | 0  |
| Adamle, Tony    | 1  | 12  | 12.0 | 8  | 0  |
| Browns          | 22 | 235 | 10.7 | 29 | 2  |
| Opponents       | 17 | 95  | 5.6  | 36 | 1  |

### PUNTING

|                | NO | YDS   | AVG   | IN20 | TB | LG | BLK |
|----------------|----|-------|-------|------|----|----|-----|
| Gillom, Horace | 73 | 3,321 | 45.5* | 0    | 8  | 66 | 0   |
| Browns         | 73 | 3,321 | 45.5  | 0    | 8  | 66 | 0   |
| Opponents      | 69 | 2,746 | 39.8  | 0    | 3  | 75 | 1   |

### PUNT RETURNS

|                | NO | FC | YDS | AVG  | LG | TD |
|----------------|----|----|-----|------|----|----|
| Carpenter, Ken | 14 | 0  | 173 | 12.4 | 49 | 0  |
| Lewis, Cliff   | 14 | 0  | 48  | 3.4  | 11 | 0  |
| Taseff, Carl   | 1  | 0  | 6   | 6.0  | 6  | 0  |
| Phelps, Don    | 1  | 0  | 3   | 3.0  | 3  | 0  |
| Browns         | 30 | 0  | 230 | 7.7  | 49 | 0  |
| Opponents      | 49 | 0  | 340 | 6.9  | 30 | 0  |

### KICKOFF RETURNS

|                 | NO | YDS | AVG  | LG | TD |
|-----------------|----|-----|------|----|----|
| Carpenter, Ken  | 9  | 196 | 21.8 | 48 | 0  |
| Bumgardner, Rex | 3  | 75  | 25.0 | 33 | 0  |
| Phelps, Don     | 3  | 66  | 22.0 | 25 | 0  |
| Taseff, Carl    | 3  | 56  | 18.7 | 20 | 0  |
| Jagade, Harry   | 2  | 36  | 18.0 | 19 | 0  |
| Cole, Emerson   | 2  | 28  | 14.0 | 20 | 0  |
| Gillom, Horace  | 2  | 25  | 12.5 | 15 | 0  |
| Gaudio, Bob     | 1  | 8   | 8.0  | 8  | 0  |
| Shula, Don      | 1  | 6   | 6.0  | 6  | 0  |
| Gibron, Abe     | 1  | 0   | 0.0  | 0  | 0  |
| Browns          | 27 | 496 | 18.4 | 48 | 0  |
| Opponents       | 34 | 763 | 22.4 | 41 | 0  |

| PASSING      | ATT | CMP | YDS   | PCT  | AV/AT | TD | TD%  | INT | INT% | LG  | TKLD  | RATING |
|--------------|-----|-----|-------|------|-------|----|------|-----|------|-----|-------|--------|
| Graham, Otto | 265 | 147 | 2,205 | 55.5 | 8.32  | 17 | 6.4  | 16  | 6.0  | 81† | 0/371 | 79.2   |
| Lewis, Cliff | 6   | 4   | 68    | 66.7 | 11.33 | 1  | 16.7 | 1   | 16.7 | 20  | 0/0   | 104.9  |
| Browns       | 271 | 151 | 2,273 | 55.7 | 8.39  | 18 | 6.6  | 17  | 6.3  | 81† | 0/371 | 79.5   |
| Opponents    | 330 | 151 | 1,978 | 45.8 | 5.99  | 10 | 3.0  | 22  | 6.7  | 61  | 0/430 | 47.5   |

\* Led NFL

# 1952 (8-4)

COACH: Paul Brown

1952 USUAL STARTING LINEUPS

| OFFENSE |    |                 |     | DEFENSE |                 |  |  |
|---------|----|-----------------|-----|---------|-----------------|--|--|
| LE      | 88 | Mac Speedie     | LDE | 82      | George Young    |  |  |
| LT      | 76 | Lou Groza       | LDT | 74      | Bob Gain        |  |  |
| LG      | 64 | Abe Gibrón      | MG  | 60      | Bill Willis     |  |  |
| C       | 52 | Frank Gatski    | RDT | 72      | Derrrell Palmer |  |  |
| RG      | 62 | Lin Houston     | RDE | 80      | Len Ford        |  |  |
|         | 65 | Joe Skibinski   | LLB | 34      | Walt Michaels   |  |  |
| RT      | 78 | John Sandusky   | MLB | 54      | Tommy Thompson  |  |  |
| RE      | 83 | Darrel Brewster | RLB | 50      | Hal Herring     |  |  |
| WR      | 40 | Dub Jones       | RCB | 42      | Tommy James     |  |  |
| QB      | 14 | Otto Graham     |     | 44      | Don Shula       |  |  |
| RB      | 22 | Rex Bumgardner  | LCB | 24      | Warren Lahr     |  |  |
| RB      | 36 | Marion Motley   | S   | 15      | Bert Rechichar  |  |  |

RADIO ANNOUNCERS:  
Ken Coleman, Bob Bousma (WTAM 1100 AM)

TELEVISION ANNOUNCERS:  
Don Watrick, Lou Saban (WXEL-Channel 9)

| DATE  | RESULT   | OPPONENT               | ATT    |
|-------|----------|------------------------|--------|
| 09/28 | W, 37-7  | Los Angeles Rams       | 57,832 |
| 10/4  | W, 21-20 | at Pittsburgh Steelers | 27,923 |
| 10/12 | L, 9-17  | New York Giants        | 51,858 |
| 10/19 | W, 49-7  | at Philadelphia Eagles | 27,874 |
| 10/26 | W, 19-15 | Washington Redskins    | 32,496 |
| 11/2  | L, 6-17  | at Detroit Lions       | 56,029 |
| 11/9  | W, 28-13 | Chicago Cardinals      | 34,097 |
| 11/16 | W, 29-28 | Pittsburgh Steelers    | 34,973 |
| 11/23 | L, 20-28 | Philadelphia Eagles    | 28,948 |
| 11/30 | W, 48-24 | at Washington Redskins | 22,679 |
| 12/7  | W, 10-0  | at Chicago Cardinals   | 24,541 |
| 12/14 | L, 34-37 | at New York Giants     | 41,610 |

| NFL CHAMPIONSHIP |         |               |        |
|------------------|---------|---------------|--------|
| 12/28            | L, 7-17 | Detroit Lions | 50,934 |

| TEAM STATISTICS      | BROWNS  | OPPONENT |
|----------------------|---------|----------|
| Total First Downs    | 228     | 186      |
| Rushing              | 105     | 78       |
| Passing              | 119     | 95       |
| Penalty              | 4       | 13       |
| Total Net Yards      | 4,551   | 3,075    |
| Avg. Per Game        | 379.3   | 256.3    |
| Total Plays          | 786     | 759      |
| Avg. Per Play        | 5.8     | 4.1      |
| Net Yards Rushing    | 1,784   | 1,386    |
| Avg. Per Game        | 148.7   | 115.5    |
| Total Rushes         | 391     | 411      |
| Net Yards Passing    | 2,566   | 1,689    |
| Avg. Per Game        | 213.8   | 140.8    |
| Sacked/Yards Lost    | 0/273   | 0/339    |
| Gross Yards          | 2,839   | 2,028    |
| Attempts/Completions | 374/184 | 348/141  |
| Completion Pct.      | 49.2%   | 40.5%    |
| Had Intercepted      | 26      | 22       |
| Punts/Avg.           | 61/45.7 | 84/40.6  |
| Net Punting Avg.     | 61/40.7 | 84/35.7  |
| Penalties/Yards Lost | 85/744  | 46/425   |
| Fumbles/Ball Lost    | 21/11   | 23/14    |
| Touchdowns           | 36      | 29       |
| Rushing              | 12      | 11       |
| Passing              | 22      | 17       |
| Returns              | 2       | 1        |

| SCORE BY PERIODS | 1ST | 2ND | 3RD | 4TH | OT | TOT |
|------------------|-----|-----|-----|-----|----|-----|
| Browns           | 81  | 62  | 108 | 59  | 0  | 310 |
| Opponents        | 47  | 53  | 42  | 71  | 0  | 213 |

| SCORING        | RU | PA | ST | DF | PAT   | 2RU | 2PA | FG    | SAF | TP |
|----------------|----|----|----|----|-------|-----|-----|-------|-----|----|
| Groza, Lou     | 0  | 4  | 0  | 0  | 32/32 | 0   | 0   | 19/33 | 0   | 89 |
| Jones, Dub     | 2  | 4  | 0  | 0  | 0/0   | 0   | 0   | 0/0   | 0   | 36 |
| Carpenter, K.  | 3  | 1  | 1  | 0  | 0/0   | 0   | 0   | 0/0   | 0   | 30 |
| Speedie, Mac   | 0  | 5  | 0  | 0  | 0/0   | 0   | 0   | 0/0   | 0   | 30 |
| Lavelli, Dante | 0  | 4  | 0  | 0  | 0/0   | 0   | 0   | 0/0   | 0   | 24 |
| Graham, Otto   | 4  | 0  | 0  | 0  | 0/0   | 0   | 0   | 0/0   | 0   | 24 |

|                  |    |    |   |   |       |   |   |     |       |       |
|------------------|----|----|---|---|-------|---|---|-----|-------|-------|
| Howard, Sherman  | 0  | 3  | 0 | 0 | 0/0   | 0 | 0 | 0/0 | 0     | 18    |
| Jagade, Harry    | 2  | 1  | 0 | 0 | 0/0   | 0 | 0 | 0/0 | 0     | 18    |
| Motley, Marion   | 1  | 2  | 0 | 0 | 0/0   | 0 | 0 | 0/0 | 0     | 18    |
| Ford, Len        | 0  | 0  | 0 | 1 | 0/0   | 0 | 0 | 0/0 | 0     | 6     |
| Brewster, Darrel | 0  | 1  | 0 | 0 | 0/0   | 0 | 0 | 0/0 | 0     | 6     |
| Gillom, Horace   | 0  | 1  | 0 | 0 | 0/0   | 0 | 0 | 0/0 | 0     | 6     |
| Gain, Bob        | 0  | 0  | 0 | 0 | 3/3   | 0 | 0 | 0/0 | 0     | 3     |
| Young, George    | 0  | 0  | 0 | 0 | 0/0   | 0 | 0 | 0/0 | 1     | 2     |
| Team             | 0  | 0  | 0 | 0 | 0/1   | 0 | 0 | 0/0 | 0     | 0     |
| Browns           | 12 | 22 | 1 | 1 | 35/36 | 0 | 0 | 0   | 19/33 | 1 310 |
| Opponents        | 11 | 17 | 1 | 0 | 25/29 | 0 | 0 | 0   | 4/11  | 1 213 |

| RUSHING           | NO  | YDS   | AVG | LG | TD |
|-------------------|-----|-------|-----|----|----|
| Motley, Marion    | 104 | 444   | 4.3 | 59 | 1  |
| Carpenter, Ken    | 72  | 408   | 5.7 | 37 | 3  |
| Jones, Dub        | 65  | 270   | 4.2 | 35 | 2  |
| Jagade, Harry     | 57  | 373   | 6.5 | 30 | 2  |
| Graham, Otto      | 39  | 128   | 3.3 | 21 | 4  |
| Howard, Sherman   | 34  | 95    | 2.8 | 22 | 0  |
| Renfro, Ray       | 10  | 26    | 2.6 | 11 | 0  |
| Bumgardner, Rex   | 9   | 38    | 4.2 | 24 | 0  |
| Ratterman, George | 1   | 2     | 2.0 | 2  | 0  |
| Browns            | 391 | 1,784 | 4.6 | 59 | 12 |
| Opponents         | 411 | 1,386 | 3.4 | 69 | 11 |

| RECEIVING        | NO  | YDS   | AVG  | LG  | TD |
|------------------|-----|-------|------|-----|----|
| Speedie, Mac     | 62* | 911   | 14.7 | 50  | 5  |
| Jones, Dub       | 43  | 651   | 15.1 | 63* | 4  |
| Lavelli, Dante   | 21  | 336   | 16.0 | 41  | 4  |
| Carpenter, Ken   | 16  | 136   | 8.5  | 41* | 1  |
| Motley, Marion   | 13  | 213   | 16.4 | 68* | 2  |
| Howard, Sherman  | 11  | 219   | 19.9 | 57* | 3  |
| Jagade, Harry    | 9   | 203   | 22.6 | 47* | 1  |
| Brewster, Darrel | 4   | 117   | 29.3 | 47* | 1  |
| Gillom, Horace   | 4   | 45    | 11.3 | 21  | 1  |
| Renfro, Ray      | 1   | 8     | 8.0  | 8   | 0  |
| Browns           | 184 | 2,839 | 15.4 | 68* | 22 |
| Opponents        | 141 | 2,028 | 14.4 | 70* | 17 |

| INTERCEPTIONS    | NO | YDS | AVG  | LG | TD |
|------------------|----|-----|------|----|----|
| Rechichar, Bert  | 6  | 79  | 13.2 | 25 | 0  |
| Lahr, Warren     | 5  | 51  | 10.2 | 14 | 0  |
| James, Tommy     | 4  | 40  | 10.0 | 18 | 0  |
| Michaels, Walter | 4  | 26  | 6.5  | 7  | 0  |
| Bumgardner, Rex  | 2  | 31  | 15.5 | 33 | 0  |
| Thompson, Tommy  | 1  | 21  | 21.0 | 21 | 0  |
| Browns           | 22 | 250 | 11.4 | 33 | 0  |
| Opponents        | 26 | 389 | 15.0 | 46 | 1  |

| PUNTING        | NO | YDS   | AVG   | IN20 | TB | LG | BLK |
|----------------|----|-------|-------|------|----|----|-----|
| Gillom, Horace | 61 | 2,787 | 45.7* | 0    | 6  | 73 | 1   |
| Browns         | 61 | 2,787 | 45.7  | 0    | 6  | 73 | 1   |
| Opponents      | 84 | 3,408 | 40.6  | 0    | 3  | 60 | 0   |

| PUNT RETURNS    | NO | FC | YDS | AVG  | LG  | TD |
|-----------------|----|----|-----|------|-----|----|
| Renfro, Ray     | 22 | 0  | 169 | 7.7  | 34  | 0  |
| Carpenter, Ken  | 10 | 0  | 139 | 13.9 | 54* | 1  |
| Rechichar, Bert | 8  | 0  | 47  | 5.9  | 16  | 0  |
| Bumgardner, Rex | 10 | 0  | 35  | 3.5  | 10  | 0  |
| Phelps, Don     | 5  | 0  | 15  | 3.0  | 10  | 0  |
| Skibinski, Joe  | 0  | 0  | 5   | 0.0  | 5   | 0  |
| Browns          | 55 | 0  | 410 | 7.5  | 54* | 1  |
| Opponents       | 39 | 0  | 307 | 7.9  | 38  | 0  |

| KICKOFF RETURNS  | NO | YDS   | AVG  | LG | TD |
|------------------|----|-------|------|----|----|
| Carpenter, Ken   | 11 | 234   | 21.3 | 40 | 0  |
| Renfro, Ray      | 8  | 130   | 16.3 | 26 | 0  |
| Bumgardner, Rex  | 5  | 89    | 17.8 | 21 | 0  |
| Cole, Emerson    | 4  | 71    | 17.8 | 22 | 0  |
| Rechichar, Bert  | 4  | 70    | 17.5 | 19 | 0  |
| Motley, Marion   | 3  | 88    | 29.3 | 35 | 0  |
| Jagade, Harry    | 3  | 58    | 19.3 | 21 | 0  |
| Sharkey, Ed      | 2  | 24    | 12.0 | 15 | 0  |
| Howard, Sherman  | 1  | 22    | 22.0 | 22 | 0  |
| Michaels, Walter | 1  | 16    | 16.0 | 16 | 0  |
| Brewster, Darrel | 1  | 11    | 11.0 | 11 | 0  |
| Gillom, Horace   | 1  | 9     | 9.0  | 7  | 0  |
| Skibinski, Joe   | 1  | 8     | 8.0  | 8  | 0  |
| Gain, Bob        | 1  | 0     | 0.0  | 0  | 0  |
| Gibrón, Abe      | 1  | 0     | 0.0  | 0  | 0  |
| Browns           | 47 | 830   | 17.7 | 40 | 0  |
| Opponents        | 47 | 1,107 | 23.6 | 43 | 0  |

| PASSING           | ATT | CMP | YDS   | PCT  | AVIAT | TD  | TD%  | INT | INT% | LG  | TKLD  | RATING |
|-------------------|-----|-----|-------|------|-------|-----|------|-----|------|-----|-------|--------|
| Graham, Otto      | 364 | 181 | 2,816 | 49.7 | 7.74  | 20* | 5.5  | 24  | 6.6  | 68* | 0/242 | 66.6   |
| Ratterman, George | 6   | 2   | 20    | 33.3 | 3.33  | 1   | 16.7 | 2   | 33.3 | 11* | 0/18  | 43.8   |
| Jones, Dub        | 2   | 1   | 3     | 50.0 | 1.50  | 1   | 50.0 | 0   | 0.0  | 3†  | 0/13  | 95.8   |
| Motley, Marion    | 2   | 0   | 0     | 0.0  | 0.00  | 0   | 0.0  | 0   | 0.0  | 0   | 0/0   | 39.6   |
| Browns            | 374 | 184 | 2,839 | 49.2 | 7.59  | 22  | 5.9  | 26  | 7.0  | 68* | 0/273 | 65.4   |
| Opponents         | 348 | 141 | 2,028 | 40.5 | 5.83  | 17  | 4.9  | 22  | 6.3  | 70† | 0/339 | 50.1   |

\* Led NFL  
† Tied NFL Lead

STAFF

PLAYERS

2015 SEASON

HISTORY

RECORDS

GAME DAY

# 1953 (11-1)

COACH: Paul Brown

## 1953 USUAL STARTING LINEUPS

### OFFENSE

|        |                            |
|--------|----------------------------|
| LE 88  | Darrel Brewster            |
| LT 76  | Lou Groza                  |
| LG 64  | Abe Gibron                 |
| C 52   | Frank Gatski               |
| RG 65  | Chuck Noll                 |
| RT 78  | John Sandusky              |
| RE 86  | Dante Lavelli              |
| RHB 40 | D. Jones, 46 B. Reynolds   |
| OB 14  | Otto Graham                |
| FB 32  | H. Jagade, 36 M. Motley    |
| LHB 20 | K. Carpenter, 26 R. Renfro |

### DEFENSE

|        |                |
|--------|----------------|
| LDE 83 | Doug Atkins    |
| LDT 70 | Don Colo       |
| MG 60  | Bill Willis    |
| RDT 72 | Derrell Palmer |
| RDE 80 | Len Ford       |
| LLB 34 | Walt Michaels  |
| RLB 54 | Tommy Thompson |
| LCB 24 | Warren Lahr    |
| RCB 42 | Tommy James    |
| LS 15  | Ken Gorgal     |
| RS 22  | Ken Konz       |

### RADIO ANNOUNCERS:

Ken Coleman, Bob Bousma (WTAM 1100 AM)

### TELEVISION ANNOUNCERS:

Bill McColgan, John Fitzgerald (WXEL-Channel 9)

| DATE  | RESULT   | OPPONENT               | ATT    |
|-------|----------|------------------------|--------|
| 9/27  | W, 27-0  | at Green Bay Packers   | 22,604 |
| 10/4  | W, 27-7  | at Chicago Cardinals   | 24,374 |
| 10/10 | W, 37-13 | Philadelphia Eagles    | 45,802 |
| 10/18 | W, 30-14 | at Washington Redskins | 33,963 |
| 10/25 | W, 7-0   | at New York Giants     | 30,773 |
| 11/1  | W, 27-3  | Washington Redskins    | 47,845 |
| 11/8  | W, 34-16 | Pittsburgh Steelers    | 35,592 |
| 11/15 | W, 23-21 | San Francisco 49ers    | 80,698 |
| 11/22 | W, 20-16 | at Pittsburgh Steelers | 32,904 |
| 11/29 | W, 27-16 | Chicago Cardinals      | 24,499 |
| 12/6  | W, 62-14 | New York Giants        | 40,235 |
| 12/13 | L, 27-42 | at Philadelphia Eagles | 38,654 |

### NFL CHAMPIONSHIP

|       |          |                  |        |
|-------|----------|------------------|--------|
| 12/27 | L, 16-17 | at Detroit Lions | 54,577 |
|-------|----------|------------------|--------|

### TEAM STATISTICS

|                      | BROWNS  | OPPONENT |
|----------------------|---------|----------|
| Total First Downs    | 213     | 206      |
| Rushing              | 79      | 89       |
| Passing              | 122     | 101      |
| Penalty              | 12      | 16       |
| Total Net Yards      | 4,534   | 3,575    |
| Avg. Per Game        | 377.8   | 297.9    |
| Total Plays          | 682     | 763      |
| Avg. Per Play        | 6.6     | 4.7      |
| Net Yards Rushing    | 1,577   | 1,560    |
| Avg. Per Game        | 131.4   | 130.0    |
| Total Rushes         | 379     | 374      |
| Net Yards Passing    | 2,814   | 2,015    |
| Avg. Per Game        | 234.5   | 167.9    |
| Sacked/Yards Lost    | 0/245   | 0/256    |
| Gross Yards          | 3,059   | 2,271    |
| Attempts/Completions | 303/191 | 389/164  |
| Completion Pct.      | 63.0%   | 42.2%    |
| Had Intercepted      | 9       | 25       |
| Punts/Avg.           | 63/43.8 | 72/40.8  |
| Net Punting Avg.     | 63/41.3 | 72/38.3  |
| Penalties/Yards Lost | 86/680  | 40/335   |
| Fumbles/Ball Lost    | 27/15   | 25/16    |
| Touchdowns           | 40      | 22       |
| Rushing              | 20      | 11       |
| Passing              | 16      | 10       |
| Returns              | 4       | 1        |

| SCORE BY PERIODS | 1ST | 2ND | 3RD | 4TH | OT | TOT |
|------------------|-----|-----|-----|-----|----|-----|
| Browns           | 67  | 121 | 61  | 99  | 0  | 348 |
| Opponents        | 31  | 45  | 42  | 44  | 0  | 162 |

| SCORING        | RU | PA | ST | DF | PAT   | 2RU | 2PA | FG    | SAF | TP  |
|----------------|----|----|----|----|-------|-----|-----|-------|-----|-----|
| Groza, Lou     | 0  | 0  | 0  | 0  | 39/40 | 0   | 0   | 23/26 | 0   | 108 |
| Renfro, Ray    | 4  | 4  | 1  | 0  | 0/0   | 0   | 0   | 0/0   | 0   | 54  |
| Lavelli, Dante | 0  | 6  | 0  | 0  | 0/0   | 0   | 0   | 0/0   | 0   | 36  |

| PASSING           | ATT | CMP | YDS    | PCT  | AV/AT | TD | TD%  | INT | INT% | LG  | TKLD  | RATNG |
|-------------------|-----|-----|--------|------|-------|----|------|-----|------|-----|-------|-------|
| Graham, Otto      | 258 | 167 | 2,722* | 64.7 | 10.55 | 11 | 4.3  | 9   | 3.5  | 70  | 0/245 | 99.7  |
| Ratterman, George | 41  | 23  | 325    | 56.1 | 7.93  | 4  | 9.8  | 0   | 0.0  | 45  | 0/0   | 114.4 |
| Renfro, Ray       | 3   | 1   | 36     | 33.3 | 12.00 | 1  | 33.3 | 0   | 0.0  | 36† | 0/0   | 119.4 |
| Jones, Dub        | 1   | 0   | 0      | 0.0  | 0.00  | 0  | 0.0  | 0   | 0.0  | 0   | 0/0   | 39.6  |
| Browns            | 303 | 191 | 3,083  | 63.0 | 10.17 | 16 | 5.3  | 9   | 3.0  | 70  | 0/245 | 102.2 |
| Opponents         | 389 | 164 | 2,271  | 42.2 | 5.84  | 10 | 2.6  | 25  | 6.4  | 77† | 0/256 | 43.3  |

|                 |    |    |   |   |       |   |   |     |       |    |     |
|-----------------|----|----|---|---|-------|---|---|-----|-------|----|-----|
| Graham, Otto    | 6  | 0  | 0 | 0 | 0/0   | 0 | 0 | 0/0 | 0     | 36 |     |
| Carpenter, K.   | 3  | 2  | 0 | 0 | 0/0   | 0 | 0 | 0/0 | 0     | 30 |     |
| Brewster, Dd    | 0  | 4  | 0 | 0 | 0/0   | 0 | 0 | 0/0 | 0     | 24 |     |
| Jagade, Harry   | 4  | 0  | 0 | 0 | 0/0   | 0 | 0 | 0/0 | 0     | 24 |     |
| Reynolds, Billy | 3  | 0  | 0 | 0 | 0/0   | 0 | 0 | 0/0 | 0     | 18 |     |
| Helluin, F.     | 0  | 0  | 0 | 1 | 0/0   | 0 | 0 | 0/0 | 0     | 6  |     |
| James, Tommy    | 0  | 0  | 0 | 1 | 0/0   | 0 | 0 | 0/0 | 0     | 6  |     |
| Michaels, Walt  | 0  | 0  | 0 | 1 | 0/0   | 0 | 0 | 0/0 | 0     | 6  |     |
| Browns          | 20 | 16 | 1 | 3 | 39/40 | 0 | 0 | 0   | 23/26 | 0  | 348 |
| Opponents       | 11 | 10 | 1 | 0 | 20/22 | 0 | 0 | 0   | 21/3  | 2  | 162 |

| RUSHING           | NO  | YDS   | AVG | LG  | TD |
|-------------------|-----|-------|-----|-----|----|
| Jagade, Harry     | 86  | 344   | 4.0 | 23  | 4  |
| Reynolds, Billy   | 72  | 313   | 4.3 | 16  | 3  |
| Renfro, Ray       | 60  | 352   | 5.9 | 58† | 4  |
| Carpenter, Ken    | 46  | 195   | 4.2 | 30  | 3  |
| Graham, Otto      | 43  | 143   | 3.3 | 21  | 6  |
| Motley, Marion    | 32  | 161   | 5.0 | 34  | 0  |
| Jones, Dub        | 31  | 28    | 0.9 | 10  | 0  |
| Howard, Sherman   | 7   | 42    | 6.0 | 34  | 0  |
| Ratterman, George | 2   | 6     | 3.0 | 3   | 0  |
| Gibron, Abe       | 0   | -7    | 0.0 | 0   | 0  |
| Browns            | 379 | 1,577 | 4.2 | 58† | 20 |
| Opponents         | 374 | 1,560 | 4.2 | 56  | 11 |

| RECEIVING        | NO  | YDS   | AVG  | LG  | TD |
|------------------|-----|-------|------|-----|----|
| Lavelli, Dante   | 45  | 783   | 17.4 | 55† | 6  |
| Renfro, Ray      | 39  | 722   | 18.5 | 70  | 4  |
| Brewster, Darrel | 32  | 632   | 19.8 | 45  | 4  |
| Jones, Dub       | 24  | 373   | 15.5 | 58  | 0  |
| Jagade, Harry    | 20  | 193   | 9.6  | 37  | 0  |
| Reynolds, Billy  | 9   | 120   | 13.3 | 55  | 0  |
| Carpenter, Ken   | 9   | 109   | 12.1 | 32  | 2  |
| Gillom, Horace   | 7   | 80    | 11.4 | 23  | 0  |
| Motley, Marion   | 6   | 47    | 7.8  | 23  | 0  |
| Browns           | 191 | 3,059 | 16.0 | 70  | 16 |
| Opponents        | 164 | 2,271 | 13.8 | 77† | 10 |

| INTERCEPTIONS   | NO | YDS | AVG  | LG  | TD |
|-----------------|----|-----|------|-----|----|
| Lahr, Warren    | 5  | 119 | 23.8 | 42  | 0  |
| James, Tommy    | 5  | 21  | 4.2  | 11  | 0  |
| Konz, Ken       | 5  | 15  | 3.0  | 9   | 0  |
| Gorgal, Ken     | 4  | 25  | 6.3  | 19  | 0  |
| Thompson, Tommy | 2  | 13  | 6.5  | 8   | 0  |
| Michaels, Walt  | 1  | 34  | 34.0 | 34† | 1  |
| Callin, Tom     | 1  | 16  | 16.0 | 16  | 0  |
| Howard, Sherman | 1  | 3   | 3.0  | 3   | 0  |
| Ford, Len       | 1  | 0   | 0.0  | 0   | 0  |
| Browns          | 25 | 246 | 9.8  | 42  | 1  |
| Opponents       | 9  | 94  | 10.4 | 28† | 1  |

| PUNTING        | NO | YDS   | AVG  | IN20 | TB | LG | BLK |
|----------------|----|-------|------|------|----|----|-----|
| Gillom, Horace | 63 | 2,760 | 43.8 | 0    | 4  | 67 | 0   |
| Browns         | 63 | 2,760 | 43.8 | 0    | 4  | 67 | 0   |
| Opponents      | 72 | 2,934 | 40.8 | 0    | 5  | 61 | 0   |

| PUNT RETURNS    | NO | FC | YDS | AVG | LG | TD |
|-----------------|----|----|-----|-----|----|----|
| Reynolds, Billy | 18 | 0  | 111 | 6.2 | 28 | 0  |
| Renfro, Ray     | 17 | 0  | 53  | 3.1 | 16 | 0  |
| Jones, Dub      | 1  | 0  | 7   | 7.0 | 7  | 0  |
| Konz, Ken       | 1  | 0  | 4   | 4.0 | 4  | 0  |
| Carpenter, Ken  | 6  | 0  | 0   | 0.0 | 0  | 0  |
| Browns          | 43 | 0  | 175 | 4.1 | 28 | 0  |
| Opponents       | 35 | 0  | 156 | 4.5 | 17 | 0  |

| KICKOFF RETURNS   | NO | YDS   | AVG  | LG | TD |
|-------------------|----|-------|------|----|----|
| Carpenter, Ken    | 16 | 367   | 22.9 | 40 | 0  |
| Reynolds, Billy   | 4  | 74    | 18.5 | 21 | 0  |
| Motley, Marion    | 3  | 60    | 20.0 | 22 | 0  |
| Michaels, Walt    | 2  | 40    | 20.0 | 22 | 0  |
| Sleinbrunner, Don | 1  | 23    | 23.0 | 23 | 0  |
| Donaldson, Gene   | 1  | 7     | 7.0  | 7  | 0  |
| Howard, Sherman   | 1  | 6     | 6.0  | 6  | 0  |
| Noll, Chuck       | 1  | 2     | 2.0  | 2  | 0  |
| Young, George     | 1  | 0     | 0.0  | 0  | 0  |
| Browns            | 30 | 579   | 19.3 | 40 | 0  |
| Opponents         | 46 | 1,114 | 24.2 | 49 | 0  |

\* Led NFL

## 1954 (9-3)

COACH: Paul Brown

## 1954 USUAL STARTING LINEUPS

| OFFENSE                      |                       | DEFENSE                          |                     |
|------------------------------|-----------------------|----------------------------------|---------------------|
| LE 88 Darrel Brewster        | LDE 82 Carlton Massey | LT 76 Lou Groza                  | LDL 72 John Kistell |
| LG 64 Abe Gibron             | MC 74 Mike McCormack  | C 52 Frank Gatski                | RDT 70 Don Colo     |
| RG 60 H. Bradley, 65 C. Noll | RDE 80 Len Ford       | RT 78 John Sandusky              | LLB 50 Tom Callin   |
| RE 86 Dante Lavelli          | RLB 34 Walt Michaels  | WR 26 R. Renfro, 44 C. Hanulak   | LCB 24 Warren Lahr  |
| OB 14 Otto Graham            | RCB 20 Don Paul       | RB 46 B. Reynolds, 40 D. Jones   | LS 15 Ken Gorgal    |
|                              | RS 22 Ken Konz        | RB 30 M. Bassett, 32 F. Morrison | RS 42 Tommy James   |

## RADIO ANNOUNCERS:

Bill McColgan, Bill Mayer (WGAR 1220 AM)

## TELEVISION ANNOUNCERS:

Ken Coleman (WJW-Channel 8)

| DATE  | RESULT   | OPPONENT               | ATT    |
|-------|----------|------------------------|--------|
| 9/26  | L, 10-28 | at Philadelphia Eagles | 26,546 |
| 10/10 | W, 31-7  | Chicago Cardinals      | 24,101 |
| 10/17 | L, 27-55 | at Pittsburgh Steelers | 33,262 |
| 10/24 | W, 35-3  | at Chicago Cardinals   | 23,823 |
| 10/31 | W, 24-14 | New York Giants        | 30,448 |
| 11/7  | W, 62-3  | Washington Redskins    | 25,158 |
| 11/14 | W, 39-10 | at Chicago Bears       | 48,773 |
| 11/21 | W, 6-0   | Philadelphia Eagles    | 41,537 |
| 11/28 | W, 16-7  | at New York Giants     | 45,936 |
| 12/5  | W, 34-14 | at Washington Redskins | 21,761 |
| 12/12 | W, 42-7  | Pittsburgh Steelers    | 28,064 |
| 12/19 | L, 10-14 | Detroit Lions          | 34,168 |

## NFL CHAMPIONSHIP

|       |          |               |        |
|-------|----------|---------------|--------|
| 12/26 | W, 56-10 | Detroit Lions | 43,827 |
|-------|----------|---------------|--------|

| TEAM STATISTICS      | BROWNS  | OPPONENT |
|----------------------|---------|----------|
| Total First Downs    | 238     | 147      |
| Rushing              | 113     | 56       |
| Passing              | 112     | 73       |
| Penalty              | 13      | 18       |
| Total Net Yards      | 4,238   | 2,658    |
| Avg. Per Game        | 353.2   | 221.5    |
| Total Plays          | 771     | 672      |
| Avg. Per Play        | 5.5     | 4.0      |
| Net Yards Rushing    | 1,793   | 1,050    |
| Avg. Per Game        | 149.4   | 87.5     |
| Total Rushes         | 476     | 372      |
| Net Yards Passing    | 2,331   | 1,608    |
| Avg. Per Game        | 194.3   | 134.0    |
| Sacked/Yards Lost    | 0/226   | 0/176    |
| Gross Yards          | 2,557   | 1,784    |
| Attempts/Completions | 295/174 | 300/126  |
| Completion Pct.      | 59.0%   | 42.0%    |
| Had Intercepted      | 22      | 23       |
| Punts/Avg.           | 52/42.9 | 84/40.1  |
| Net Punting Avg.     | 52/40.4 | 84/36.3  |
| Penalties/Yards Lost | 83/796  | 58/608   |
| Fumbles/Ball Lost    | 25/17   | 26/19    |
| Touchdowns           | 41      | 22       |
| Rushing              | 23      | 4        |
| Passing              | 14      | 15       |
| Returns              | 4       | 3        |

| SCORE BY PERIODS | 1ST | 2ND | 3RD | 4TH | OT | TOT   |
|------------------|-----|-----|-----|-----|----|-------|
| Browns           | 92  | 95  | 88  | 61  | 0  | — 336 |
| Opponents        | 17  | 54  | 42  | 49  | 0  | — 162 |

| SCORING        | RU | PA | ST | DF | PAT   | 2RU | 2PA | FG    | SAF | TP |
|----------------|----|----|----|----|-------|-----|-----|-------|-----|----|
| Groza, Lou     | 0  | 0  | 0  | 0  | 37/38 | 0   | 0   | 16/24 | 0   | 85 |
| Graham, Otto   | 8  | 0  | 0  | 0  | 0/0   | 0   | 0   | 0/0   | 0   | 48 |
| Lavelli, Dante | 0  | 7  | 0  | 0  | 0/0   | 0   | 0   | 0/0   | 0   | 42 |
| Bassett, M.    | 6  | 0  | 0  | 0  | 0/0   | 0   | 0   | 0/0   | 0   | 36 |

|                   |    |    |   |   |       |   |   |       |   |     |
|-------------------|----|----|---|---|-------|---|---|-------|---|-----|
| Brewster, D.      | 0  | 4  | 0 | 0 | 0/0   | 0 | 0 | 0/0   | 0 | 24  |
| Hanulak, Chet     | 4  | 0  | 0 | 0 | 0/0   | 0 | 0 | 0/0   | 0 | 24  |
| Konz, Ken         | 0  | 0  | 0 | 2 | 3/3   | 0 | 0 | 0/0   | 0 | 15  |
| Jones, Dub        | 0  | 2  | 0 | 0 | 0/0   | 0 | 0 | 0/0   | 0 | 12  |
| Reynolds, Billy   | 2  | 0  | 0 | 0 | 0/0   | 0 | 0 | 0/0   | 0 | 12  |
| Morrison, Fred    | 2  | 0  | 0 | 0 | 0/0   | 0 | 0 | 0/0   | 0 | 12  |
| Renfro, Ray       | 0  | 1  | 0 | 0 | 0/0   | 0 | 0 | 0/0   | 0 | 6   |
| Lahr, Warren      | 0  | 0  | 0 | 1 | 0/0   | 0 | 0 | 0/0   | 0 | 6   |
| Ratterman, George | 1  | 0  | 0 | 0 | 0/0   | 0 | 0 | 0/0   | 0 | 6   |
| Gorgal, Ken       | 0  | 0  | 0 | 1 | 0/0   | 0 | 0 | 0/0   | 0 | 6   |
| Ford, Len         | 0  | 0  | 0 | 0 | 0/0   | 0 | 0 | 0/0   | 1 | 2   |
| Browns            | 23 | 14 | 0 | 4 | 40/41 | 0 | 0 | 16/24 | 1 | 336 |
| Opponents         | 4  | 15 | 3 | 0 | 21/22 | 0 | 0 | 3/9   | 0 | 162 |

| RUSHING           | NO  | YDS   | AVG  | LG | TD |
|-------------------|-----|-------|------|----|----|
| Bassett, Maurice  | 144 | 588   | 4.1  | 22 | 6  |
| Reynolds, Billy   | 64  | 180   | 2.8  | 33 | 2  |
| Graham, Otto      | 63  | 114   | 1.8  | 14 | 8  |
| Hanulak, Chet     | 59  | 296   | 5.0  | 24 | 4  |
| Morrison, Fred    | 54  | 234   | 4.3  | 26 | 2  |
| Jones, Dub        | 51  | 231   | 4.5  | 24 | 0  |
| Renfro, Ray       | 29  | 151   | 5.2  | 35 | 0  |
| Ratterman, George | 8   | -13   | -1.6 | 2  | 1  |
| Lahr, Warren      | 3   | 18    | 6.0  | 14 | 0  |
| James, Tommy      | 1   | -6    | -6.0 | -6 | 0  |
| Browns            | 476 | 1,793 | 3.8  | 35 | 23 |
| Opponents         | 372 | 1,050 | 2.8  | 47 | 4  |

| RECEIVING        | NO  | YDS   | AVG  | LG | TD |
|------------------|-----|-------|------|----|----|
| Lavelli, Dante   | 47  | 802   | 17.1 | 64 | 7  |
| Brewster, Darrel | 42  | 676   | 16.1 | 57 | 4  |
| Bassett, Maurice | 20  | 205   | 10.3 | 33 | 0  |
| Jones, Dub       | 19  | 347   | 18.3 | 48 | 2  |
| Renfro, Ray      | 13  | 228   | 17.5 | 64 | 1  |
| Morrison, Fred   | 12  | 81    | 6.8  | 16 | 0  |
| Reynolds, Billy  | 10  | 76    | 7.6  | 22 | 0  |
| Hanulak, Chet    | 6   | 80    | 13.3 | 22 | 0  |
| Gillom, Horace   | 5   | 62    | 12.4 | 24 | 0  |
| Browns           | 174 | 2,557 | 14.7 | 64 | 14 |
| Opponents        | 126 | 1,784 | 14.2 | 83 | 15 |

| INTERCEPTIONS   | NO | YDS | AVG  | LG | TD |
|-----------------|----|-----|------|----|----|
| Konz, Ken       | 7  | 133 | 19.0 | 54 | 2  |
| Lahr, Warren    | 5  | 44  | 8.8  | 27 | 1  |
| James, Tommy    | 4  | 57  | 14.3 | 36 | 0  |
| Paul, Don       | 3  | 42  | 14.0 | 23 | 0  |
| Gorgal, Ken     | 1  | 53  | 53.0 | 53 | 1  |
| Michaels, Walt  | 1  | 20  | 20.0 | 20 | 0  |
| McCormack, Mike | 1  | 14  | 14.0 | 14 | 0  |
| Callin, Tom     | 1  | 6   | 6.0  | 6  | 0  |
| Browns          | 23 | 369 | 16.0 | 54 | 4  |
| Opponents       | 22 | 368 | 16.7 | 81 | 2  |

| PUNTING        | NO | YDS   | AVG  | IN20 | TB | LG | BLK |
|----------------|----|-------|------|------|----|----|-----|
| Gillom, Horace | 52 | 2,230 | 42.9 | 0    | 4  | 80 | 0   |
| Browns         | 52 | 2,230 | 42.9 | 0    | 4  | 80 | 0   |
| Opponents      | 84 | 3,371 | 40.1 | 0    | 2  | 70 | 0   |

| PUNT RETURNS    | NO | FC | YDS | AVG  | LG | TD |
|-----------------|----|----|-----|------|----|----|
| Reynolds, Billy | 25 | 0  | 138 | 5.5  | 39 | 0  |
| Hanulak, Chet   | 27 | 0  | 92  | 3.4  | 43 | 0  |
| Paul, Don       | 1  | 0  | 57  | 57.0 | 57 | 0  |
| Konz, Ken       | 7  | 0  | 37  | 5.3  | 13 | 0  |
| Gorgal, Ken     | 1  | 0  | 0   | 0.0  | 0  | 0  |
| Browns          | 61 | 0  | 324 | 5.3  | 57 | 0  |
| Opponents       | 38 | 0  | 128 | 3.4  | 48 | 1  |

| KICKOFF RETURNS  | NO | YDS   | AVG  | LG | TD |
|------------------|----|-------|------|----|----|
| Reynolds, Billy  | 14 | 413   | 29.5 | 51 | 0  |
| Hanulak, Chet    | 9  | 213   | 23.7 | 30 | 0  |
| Konz, Ken        | 2  | 53    | 26.5 | 28 | 0  |
| Paul, Don        | 1  | 31    | 31.0 | 31 | 0  |
| Renfro, Ray      | 1  | 24    | 24.0 | 24 | 0  |
| Bassett, Maurice | 1  | 20    | 20.0 | 20 | 0  |
| Gorgal, Ken      | 1  | 11    | 11.0 | 11 | 0  |
| Massey, Carlton  | 1  | 10    | 10.0 | 10 | 0  |
| Morrison, Fred   | 1  | 8     | 8.0  | 8  | 0  |
| Browns           | 31 | 783   | 25.3 | 51 | 0  |
| Opponents        | 51 | 1,064 | 20.9 | 50 | 0  |

| PASSING           | ATT | CMP | YDS   | PCT  | AVI/AT | TD | TD% | INT | INT%  | LG  | TKLD  | RATING |
|-------------------|-----|-----|-------|------|--------|----|-----|-----|-------|-----|-------|--------|
| Graham, Otto      | 240 | 142 | 2,092 | 59.2 | 8.72   | 11 | 4.6 | 17  | 7.1   | 64t | 0/197 | 73.5   |
| Ratterman, George | 53  | 32  | 465   | 60.4 | 8.77   | 3  | 5.7 | 3   | 5.7   | 48t | 0/18  | 84.2   |
| Renfro, Ray       | 1   | 0   | 0     | 0.0  | 0.00   | 0  | 0.0 | 1   | 100.0 | 0   | 0/0   | 0.0    |
| Lahr, Warren      | 1   | 0   | 0     | 0.0  | 0.00   | 0  | 0.0 | 1   | 100.0 | 0   | 0/0   | 0.0    |
| Jones, Dub        | 0   | 0   | 0     | 0.0  | 0.00   | 0  | 0.0 | 0   | 0.0   | 0   | 0/1   | 39.6   |
| Browns            | 295 | 174 | 2,557 | 59.0 | 8.67   | 14 | 4.7 | 22  | 7.5   | 64t | 0/226 | 72.1   |
| Opponents         | 300 | 126 | 1,784 | 42.0 | 5.95   | 15 | 5.0 | 23  | 7.7   | 83t | 0/176 | 46.6   |

\* Led NFL

# 1955 (9-2-1)

COACH: Paul Brown

1955 USUAL STARTING LINEUPS

OFFENSE

|    |    |                          |
|----|----|--------------------------|
| LE | 88 | Darrel Brewster          |
| LT | 76 | Lou Groza                |
| LG | 64 | Abe Gibron               |
| C  | 52 | Frank Gatski             |
| RG | 60 | Harold Bradley           |
| RT | 74 | Mike McCormack           |
| RE | 86 | Dante Lavelli            |
| WR | 26 | Ray Renfro               |
| OB | 14 | Otto Graham              |
| RB | 32 | F. Morrison, 40 D. Jones |
| RB | 36 | Ed Modzelewski           |
|    | 30 | Maurice Bassett          |

DEFENSE

|     |    |                |
|-----|----|----------------|
| LDE | 82 | Carlton Massey |
| LDT | 72 | John Kissell   |
| MG  | 79 | Bob Gain       |
| RTD | 70 | Don Colo       |
| RDE | 80 | Len Ford       |
| LLB | 65 | Chuck Noll     |
| RLB | 34 | Walt Michaels  |
| LCB | 24 | Warren Lahr    |
| RCB | 20 | Don Paul       |
| LS  | 22 | Ken Konz       |
| RS  | 42 | Tommy James    |

RADIO ANNOUNCERS:

Bill McColgan, Jim Graner (WTAM 1100 AM)

TELEVISION ANNOUNCERS:

Ken Coleman (WJW-Channel 8)

| DATE                    | RESULT   | OPPONENT               | ATT    |
|-------------------------|----------|------------------------|--------|
| 9/25                    | L, 17-27 | Washington Redskins    | 30,041 |
| 10/2                    | W, 38-3  | at San Francisco 49ers | 46,150 |
| 10/9                    | W, 21-17 | Philadelphia Eagles    | 43,974 |
| 10/16                   | W, 24-14 | at Washington Redskins | 29,186 |
| 10/23                   | W, 41-10 | Green Bay Packers      | 51,482 |
| 10/30                   | W, 26-20 | at Chicago Cardinals   | 29,471 |
| 11/6                    | W, 24-14 | New York Giants        | 46,524 |
| 11/13                   | L, 17-33 | at Philadelphia Eagles | 39,303 |
| 11/20                   | W, 41-14 | Pittsburgh Steelers    | 53,509 |
| 11/27                   | T, 35-35 | at New York Giants     | 45,699 |
| 12/4                    | W, 30-7  | Pittsburgh Steelers    | 31,101 |
| 12/11                   | W, 35-24 | Chicago Cardinals      | 25,914 |
| <b>NFL CHAMPIONSHIP</b> |          |                        |        |
| 12/26                   | W, 38-14 | at Los Angeles Rams    | 87,695 |

| TEAM STATISTICS      | BROWNS  | OPPONENT |
|----------------------|---------|----------|
| Total First Downs    | 224     | 171      |
| Rushing              | 111     | 65       |
| Passing              | 98      | 83       |
| Penalty              | 15      | 23       |
| Total Net Yards      | 3,978   | 2,841    |
| Avg. Per Game        | 331.5   | 236.8    |
| Total Plays          | 768     | 674      |
| Avg. Per Play        | 5.2     | 4.2      |
| Net Yards Rushing    | 2,020   | 1,189    |
| Avg. Per Game        | 168.3   | 99.1     |
| Total Rushes         | 536     | 351      |
| Net Yards Passing    | 1,950   | 1,652    |
| Avg. Per Game        | 162.5   | 137.7    |
| Sacked/Yards Lost    | 0/275   | 0/123    |
| Gross Yards          | 2,225   | 1,775    |
| Attempts/Completions | 234/130 | 323/126  |
| Completion Pct.      | 55.6%   | 39.0%    |
| Had Intercepted      | 11      | 25       |
| Punts/Avg.           | 58/41.2 | 71/39.2  |
| Net Punting Avg.     | 58/38.0 | 71/34.4  |
| Penalties/Yards Lost | 64/603  | 58/560   |
| Fumbles/Ball Lost    | 27/17   | 21/15    |
| Touchdowns           | 45      | 29       |
| Rushing              | 20      | 9        |
| Passing              | 21      | 15       |
| Returns              | 4       | 5        |

| SCORE BY PERIODS | 1ST | 2ND | 3RD | 4TH | OT | TOT   |
|------------------|-----|-----|-----|-----|----|-------|
| Browns           | 72  | 96  | 91  | 90  | 0  | — 349 |
| Opponents        | 46  | 67  | 39  | 66  | 0  | — 218 |

| SCORING         | RU | PA | ST | DF | PAT   | 2RU | 6PA | FG    | SAF | TP |
|-----------------|----|----|----|----|-------|-----|-----|-------|-----|----|
| Groza, Lou      | 0  | 0  | 0  | 0  | 44/45 | 0   | 0   | 11/22 | 0   | 77 |
| Modzelewski, E. | 6  | 2  | 0  | 0  | 0/0   | 0   | 0   | 0/0   | 0   | 48 |
| Renfro, Ray     | 0  | 8  | 0  | 0  | 0/0   | 0   | 0   | 0/0   | 0   | 48 |
| Brewster, D.    | 0  | 6  | 0  | 0  | 0/0   | 0   | 0   | 0/0   | 0   | 36 |

| PASSING           | ATT | CMP | YDS    | PCT  | AV/AT | TD | TD%  | INT | INT% | LG  | TKLD  | RATING |
|-------------------|-----|-----|--------|------|-------|----|------|-----|------|-----|-------|--------|
| Graham, Otto      | 185 | 98  | 1,721* | 53.0 | 9.30  | 15 | 8.1  | 8   | 4.3  | 611 | 0/241 | 94.0   |
| Ratterman, George | 47  | 32  | 504    | 68.1 | 10.72 | 6  | 12.8 | 3   | 6.4  | 35  | 0/34  | 116.5  |
| Renfro, Ray       | 2   | 0   | 0      | 0.0  | 0.00  | 0  | 0.0  | 0   | 0.0  | 0   | 0/0   | 39.6   |
| Browns            | 234 | 130 | 2,225  | 55.6 | 9.51  | 21 | 9.0  | 11  | 4.7  | 611 | 0/275 | 98.3   |
| Opponents         | 323 | 126 | 1,775  | 39.0 | 5.50  | 15 | 4.6  | 25  | 7.7  | 711 | 0/123 | 40.7   |

|                |    |    |   |   |       |   |   |     |       |   |     |    |
|----------------|----|----|---|---|-------|---|---|-----|-------|---|-----|----|
| Graham, Otto   | 6  | 0  | 0 | 0 | 0/0   | 0 | 0 | 0/0 | 0     | 0 | 0   | 36 |
| Lavelli, Dante | 0  | 4  | 0 | 0 | 0/0   | 0 | 0 | 0   | 0/0   | 0 | 0   | 24 |
| Bassett, M.    | 3  | 0  | 0 | 0 | 0/0   | 0 | 0 | 0   | 0/0   | 0 | 0   | 18 |
| Morrison, Fred | 3  | 0  | 0 | 0 | 0/0   | 0 | 0 | 0   | 0/0   | 0 | 0   | 18 |
| Noll, Chuck    | 0  | 0  | 0 | 1 | 0/0   | 0 | 0 | 0   | 0/0   | 1 | 8   | 8  |
| Jones, Dub     | 0  | 1  | 0 | 0 | 0/0   | 0 | 0 | 0   | 0/0   | 0 | 0   | 6  |
| Smith, Robert  | 1  | 0  | 0 | 0 | 0/0   | 0 | 0 | 0   | 0/0   | 0 | 0   | 6  |
| Konz, Ken      | 0  | 0  | 0 | 1 | 0/0   | 0 | 0 | 0   | 0/0   | 0 | 0   | 6  |
| Paul, Don      | 0  | 0  | 1 | 0 | 0/0   | 0 | 0 | 0   | 0/0   | 0 | 0   | 6  |
| Ratterman, G.  | 1  | 0  | 0 | 0 | 0/0   | 0 | 0 | 0   | 0/0   | 0 | 0   | 6  |
| Michaels, W.   | 0  | 0  | 0 | 1 | 0/0   | 0 | 0 | 0   | 0/0   | 0 | 0   | 6  |
| Browns         | 20 | 21 | 1 | 3 | 44/45 | 0 | 0 | 0   | 11/22 | 1 | 349 | 1  |
| Opponents      | 9  | 15 | 5 | 0 | 23/29 | 0 | 0 | 0   | 7/15  | 0 | 218 | 0  |

| RUSHING           | NO  | YDS   | AVG   | LG  | TD |
|-------------------|-----|-------|-------|-----|----|
| Modzelewski, Ed   | 185 | 619   | 3.3   | 25  | 6  |
| Morrison, Fred    | 156 | 824   | 5.3   | 56  | 3  |
| Graham, Otto      | 68  | 141   | 2.1   | 36  | 6  |
| Bassett, Maurice  | 38  | 174   | 4.6   | 30  | 3  |
| Smith, Robert     | 37  | 142   | 3.8   | 31  | 1  |
| Renfro, Ray       | 29  | 90    | 3.1   | 14  | 0  |
| Jones, Dub        | 10  | 44    | 4.4   | 13  | 0  |
| Ratterman, George | 6   | 8     | 1.3   | 10  | 1  |
| Petlibon, John    | 3   | 10    | 3.3   | 7   | 0  |
| Ford, Henry       | 2   | 1     | 0.5   | 1   | 0  |
| James, Tommy      | 1   | 2     | 2.0   | 2   | 0  |
| Gillom, Horace    | 1   | -15   | -15.0 | -15 | 0  |
| Browns            | 536 | 2,040 | 3.8   | 56  | 20 |
| Opponents         | 351 | 1,189 | 3.4   | 38  | 9  |

| RECEIVING        | NO  | YDS   | AVG  | LG | TD |
|------------------|-----|-------|------|----|----|
| Brewster, Darrel | 34  | 622   | 18.3 | 41 | 6  |
| Lavelli, Dante   | 31  | 492   | 15.9 | 49 | 4  |
| Renfro, Ray      | 29  | 603   | 20.8 | 61 | 8  |
| Modzelewski, Ed  | 13  | 113   | 8.7  | 28 | 2  |
| Morrison, Fred   | 9   | 185   | 20.6 | 49 | 0  |
| Bassett, Maurice | 9   | 83    | 9.2  | 25 | 0  |
| Jones, Dub       | 3   | 115   | 38.3 | 46 | 1  |
| Smith, Robert    | 2   | 12    | 6.0  | 10 | 0  |
| Browns           | 130 | 2,225 | 17.1 | 61 | 21 |
| Opponents        | 126 | 1,775 | 14.1 | 71 | 15 |

| INTERCEPTIONS   | NO | YDS | AVG  | LG | TD |
|-----------------|----|-----|------|----|----|
| Noll, Chuck     | 5  | 74  | 14.8 | 24 | 1  |
| Lahr, Warren    | 5  | 52  | 10.4 | 24 | 0  |
| Konz, Ken       | 5  | 32  | 6.4  | 15 | 1  |
| Paul, Don       | 4  | 49  | 12.3 | 19 | 0  |
| James, Tommy    | 2  | 20  | 10.0 | 16 | 0  |
| Petlibon, John  | 2  | 11  | 5.5  | 7  | 0  |
| Michaels, Walt  | 1  | 25  | 25.0 | 25 | 1  |
| Massey, Carlton | 1  | 24  | 24.0 | 24 | 0  |
| Browns          | 25 | 287 | 11.5 | 25 | 3  |
| Opponents       | 11 | 181 | 16.5 | 40 | 1  |

| PUNTING        | NO | YDS   | AVG  | IN20 | TB | LG | BLK |
|----------------|----|-------|------|------|----|----|-----|
| Gillom, Horace | 58 | 2,389 | 41.2 | 0    | 6  | 56 | 3   |
| Browns         | 58 | 2,389 | 41.2 | 0    | 6  | 56 | 3   |
| Opponents      | 71 | 2,781 | 39.2 | 0    | 2  | 63 | 1   |

| PUNT RETURNS  | NO | FC | YDS | AVG  | LG | TD |
|---------------|----|----|-----|------|----|----|
| Paul, Don     | 19 | 0  | 148 | 7.8  | 60 | 1  |
| Konz, Ken     | 17 | 0  | 138 | 8.1  | 42 | 0  |
| White, Bob    | 2  | 0  | 28  | 14.0 | 28 | 0  |
| Ford, Henry   | 4  | 0  | 15  | 3.8  | 7  | 0  |
| Smith, Robert | 1  | 0  | 5   | 5.0  | 5  | 0  |
| Renfro, Ray   | 1  | 0  | 3   | 3.0  | 3  | 0  |
| Browns        | 44 | 0  | 337 | 7.7  | 60 | 1  |
| Opponents     | 37 | 0  | 186 | 5.0  | 78 | 1  |

| KICKOFF RETURNS  | NO | YDS   | AVG  | LG  | TD |
|------------------|----|-------|------|-----|----|
| Smith, Robert    | 13 | 320   | 24.6 | 47  | 0  |
| White, Bob       | 10 | 258   | 25.8 | 44  | 0  |
| Bassett, Maurice | 7  | 151   | 21.6 | 31  | 0  |
| Paul, Don        | 5  | 109   | 21.8 | 26  | 0  |
| Konz, Ken        | 3  | 66    | 22.0 | 23  | 0  |
| Michaels, Walt   | 3  | 45    | 15.0 | 27  | 0  |
| Browns           | 41 | 949   | 23.1 | 47  | 0  |
| Opponents        | 50 | 1,220 | 24.4 | 100 | 1  |

\* Led NFL



## 1956 (5-7)

COACH: Paul Brown

## 1956 USUAL STARTING LINEUPS

## OFFENSE

|    |    |                            |
|----|----|----------------------------|
| LE | 88 | Darrel Brewster            |
| LT | 76 | Lou Groza                  |
| LG | 64 | Abe Gibron                 |
| C  | 52 | Frank Gatski               |
| RG | 62 | H. Forester, 60 H. Bradley |
| RT | 74 | Mike McCormack             |
| RE | 86 | Dante Lavelli              |
| WR | 26 | Ray Renfro                 |
| OB | 16 | George Ratterman           |
|    | 18 | Vito Parilli               |
| RB | 32 | Fred Morrison              |
|    | 40 | Preston Carpenter          |
| RB | 36 | Ed Modzelewski             |
|    | 30 | Maurice Bassett            |

## DEFENSE

|     |    |                     |
|-----|----|---------------------|
| LDE | 82 | Carlton Massey      |
|     | 79 | Bob Gain            |
| LDT | 72 | John Kissell        |
| RDT | 79 | B. Gain, 70 D. Colo |
| RDE | 80 | Len Ford            |
| LLB | 65 | Chuck Noll          |
| MLB | 34 | Walt Michaels       |
| RLB | 35 | Galen Fiss          |
|     | 34 | Walt Michaels       |
| LCB | 24 | Warren Lahr         |
| RCB | 20 | Don Paul            |
| LS  | 22 | Ken Konz            |
| RS  | 44 | John Pettibon       |

## RADIO ANNOUNCERS:

Bill McColgan, Jim Graner (WGAR 1220 AM)

## TELEVISION ANNOUNCERS:

Ken Coleman, Otto Graham (WJW-Channel 8)

| DATE  | RESULT   | OPPONENT               | ATT    |
|-------|----------|------------------------|--------|
| 9/30  | L, 7-9   | at Chicago Cardinals   | 20,966 |
| 10/6  | W, 14-10 | at Pittsburgh Steelers | 35,398 |
| 10/14 | L, 9-21  | New York Giants        | 60,042 |
| 10/21 | L, 9-20  | at Washington Redskins | 23,332 |
| 10/28 | L, 16-24 | Pittsburgh Steelers    | 50,358 |
| 11/4  | W, 24-7  | at Green Bay Packers   | 28,590 |
| 11/11 | L, 7-21  | Baltimore Colts        | 42,404 |
| 11/18 | W, 16-0  | at Philadelphia Eagles | 25,894 |
| 11/25 | L, 17-20 | Washington Redskins    | 22,878 |
| 12/2  | W, 17-14 | Philadelphia Eagles    | 20,645 |
| 12/9  | W, 24-7  | at New York Giants     | 27,707 |
| 12/16 | L, 7-24  | Chicago Cardinals      | 25,312 |

## TEAM STATISTICS

|                      | BROWNS  | OPPONENT |
|----------------------|---------|----------|
| Total First Downs    | 173     | 188      |
| Rushing              | 94      | 108      |
| Passing              | 63      | 62       |
| Penalty              | 16      | 18       |
| Total Net Yards      | 3,310   | 3,135    |
| Avg. Per Game        | 275.8   | 261.3    |
| Total Plays          | 744     | 689      |
| Avg. Per Play        | 4.4     | 4.6      |
| Net Yards Rushing    | 1,817   | 2,032    |
| Avg. Per Game        | 151.4   | 169.3    |
| Total Rushes         | 466     | 463      |
| Net Yards Passing    | 1,175   | 1,103    |
| Avg. Per Game        | 97.9    | 91.9     |
| Sacked/Yards Lost    | 0/183   | 0/112    |
| Gross Yards          | 1,358   | 1,215    |
| Attempts/Completions | 202/105 | 226/107  |
| Completion Pct.      | 52.0%   | 47.3%    |
| Had Intercepted      | 18      | 18       |
| Punts/Avg.           | 50/41.9 | 59/40.7  |
| Net Punting Avg.     | 50/39.2 | 59/35.3  |
| Penalties/Yards Lost | 52/457  | 61/529   |
| Fumbles/Ball Lost    | 18/12   | 11/8     |
| Touchdowns           | 19      | 21       |
| Rushing              | 8       | 13       |
| Passing              | 8       | 7        |
| Returns              | 3       | 1        |

| SCORE BY PERIODS | 1ST | 2ND | 3RD | 4TH | OT | TOT   |
|------------------|-----|-----|-----|-----|----|-------|
| Browns           | 65  | 54  | 14  | 34  | 0  | — 167 |
| Opponents        | 24  | 69  | 30  | 54  | 0  | — 177 |

| SCORING     | RU | PA | ST | DF | PAT   | 2RU | 2PA | FG    | SAF | TP |
|-------------|----|----|----|----|-------|-----|-----|-------|-----|----|
| Groza, Lou  | 0  | 0  | 0  | 0  | 18/18 | 0   | 0   | 11/20 | 0   | 51 |
| Renfro, Ray | 0  | 4  | 0  | 0  | 0/0   | 0   | 0   | 0/0   | 0   | 24 |

| PASSING           | ATT | CMP | YDS   | PCT  | AV/AT | TD | TD% | INT | INT% | LG  | TKLD  | RATING |
|-------------------|-----|-----|-------|------|-------|----|-----|-----|------|-----|-------|--------|
| O'Connell, Tom    | 96  | 42  | 551   | 43.8 | 5.74  | 4  | 4.2 | 8   | 8.3  | 62  | 0/41  | 41.6   |
| Parilli, Vito     | 49  | 24  | 409   | 49.0 | 8.35  | 3  | 6.1 | 7   | 14.3 | 68† | 0/63  | 58.5   |
| Ratterman, George | 57  | 39  | 398   | 68.4 | 6.98  | 1  | 1.8 | 3   | 5.3  | 46† | 0/79  | 72.1   |
| Browns            | 202 | 105 | 1,358 | 52.0 | 6.72  | 8  | 4.0 | 18  | 8.9  | 68† | 0/183 | 49.5   |
| Opponents         | 226 | 107 | 1,215 | 47.3 | 5.38  | 7  | 3.1 | 18  | 8.0  | 75† | 0/112 | 41.1   |

\* Led NFL

|                   |    |   |   |   |       |   |   |       |   |     |
|-------------------|----|---|---|---|-------|---|---|-------|---|-----|
| Morrison, Fred    | 1  | 1 | 0 | 0 | 0/0   | 0 | 0 | 0/0   | 0 | 12  |
| Modzelewski, Ed   | 2  | 0 | 0 | 0 | 0/0   | 0 | 0 | 0/0   | 0 | 12  |
| Bassett, M.       | 1  | 1 | 0 | 0 | 0/0   | 0 | 0 | 0/0   | 0 | 12  |
| O'Connell, Tom    | 2  | 0 | 0 | 0 | 0/0   | 0 | 0 | 0/0   | 0 | 12  |
| Ratterman, George | 1  | 0 | 0 | 0 | 0/0   | 0 | 0 | 0/0   | 0 | 6   |
| Paul, Don         | 0  | 0 | 0 | 1 | 0/0   | 0 | 0 | 0/0   | 0 | 6   |
| Konz, Ken         | 0  | 0 | 1 | 0 | 0/0   | 0 | 0 | 0/0   | 0 | 6   |
| Kinard, Billy     | 1  | 0 | 0 | 0 | 0/0   | 0 | 0 | 0/0   | 0 | 6   |
| Noll, Chuck       | 0  | 0 | 0 | 1 | 0/0   | 0 | 0 | 0/0   | 0 | 6   |
| Lavelli, Dante    | 0  | 1 | 0 | 0 | 0/0   | 0 | 0 | 0/0   | 0 | 6   |
| Brewster, Darrel  | 0  | 1 | 0 | 0 | 0/0   | 0 | 0 | 0/0   | 0 | 6   |
| Wren, Junior      | 0  | 0 | 0 | 0 | 0/0   | 0 | 0 | 0/0   | 1 | 2   |
| Team              | 0  | 0 | 0 | 0 | 0/1   | 0 | 0 | 0/0   | 0 | 0   |
| Browns            | 8  | 8 | 1 | 2 | 18/19 | 0 | 0 | 11/20 | 1 | 167 |
| Opponents         | 13 | 7 | 1 | 0 | 21/21 | 0 | 0 | 10/18 | 1 | 177 |

| RUSHING            | NO  | YDS   | AVG  | LG  | TD |
|--------------------|-----|-------|------|-----|----|
| Carpenter, Preston | 188 | 756   | 4.0  | 30  | 0  |
| Modzelewski, Ed    | 96  | 413   | 4.3  | 23  | 2  |
| Morrison, Fred     | 83  | 340   | 4.1  | 41  | 1  |
| Bassett, Maurice   | 41  | 129   | 3.1  | 12  | 1  |
| O'Connell, Tom     | 24  | 40    | 1.7  | 11  | 2  |
| Parilli, Vito      | 18  | 65    | 3.6  | 19  | 0  |
| Ratterman, George  | 7   | 9     | 1.3  | 5   | 1  |
| Renfro, Ray        | 4   | 24    | 6.0  | 10  | 0  |
| Smith, Jim Ray     | 2   | 10    | 5.0  | 7   | 0  |
| Quinlan, Volney    | 2   | 4     | 2.0  | 3   | 0  |
| Kinard, Billy      | 1   | 27    | 27.0 | 27† | 1  |
| Browns             | 466 | 1,817 | 3.9  | 41  | 8  |
| Opponents          | 463 | 2,032 | 4.4  | 70† | 13 |

| RECEIVING          | NO  | YDS   | AVG  | LG  | TD |
|--------------------|-----|-------|------|-----|----|
| Brewster, Darrel   | 28  | 417   | 14.9 | 41  | 1  |
| Lavelli, Dante     | 20  | 344   | 17.2 | 68† | 1  |
| Renfro, Ray        | 17  | 325   | 19.1 | 46† | 4  |
| Carpenter, Preston | 16  | 124   | 7.8  | 34  | 0  |
| Modzelewski, Ed    | 10  | 27    | 2.7  | 6   | 0  |
| Morrison, Fred     | 6   | 29    | 4.8  | 10  | 1  |
| Quinlan, Volney    | 4   | 63    | 15.8 | 31  | 0  |
| Bassett, Maurice   | 4   | 29    | 7.3  | 31† | 1  |
| Browns             | 105 | 1,358 | 12.9 | 68† | 8  |
| Opponents          | 107 | 1,215 | 11.4 | 75† | 7  |

| INTERCEPTIONS | NO | YDS | AVG  | LG | TD |
|---------------|----|-----|------|----|----|
| Paul, Don     | 7  | 190 | 27.1 | 42 | 1  |
| Konz, Ken     | 4  | 34  | 8.5  | 28 | 0  |
| Lahr, Warren  | 3  | 33  | 11.0 | 18 | 0  |
| Noll, Chuck   | 1  | 13  | 13.0 | 13 | 0  |
| Fiss, Galen   | 1  | 4   | 4.0  | 4  | 0  |
| Colo, Don     | 1  | 0   | 0.0  | 0  | 0  |
| Wren, Junior  | 1  | 0   | 0.0  | 0  | 0  |
| Browns        | 18 | 274 | 15.2 | 42 | 1  |
| Opponents     | 18 | 279 | 15.5 | 38 | 0  |

| PUNTING        | NO | YDS   | AVG  | IN20 | TB | LG | BLK |
|----------------|----|-------|------|------|----|----|-----|
| Morrison, Fred | 38 | 1,561 | 41.1 | 0    | 7  | 70 | 0   |
| Gillom, Horace | 12 | 536   | 44.7 | 0    | 0  | 53 | 0   |
| Browns         | 50 | 2,097 | 41.9 | 0    | 7  | 70 | 0   |
| Opponents      | 59 | 2,400 | 40.7 | 0    | 4  | 57 | 0   |

| PUNT RETURNS       | NO | FC | YDS | AVG   | LG  | TD |
|--------------------|----|----|-----|-------|-----|----|
| Konz, Ken          | 13 | 0  | 187 | 14.4* | 65† | 1  |
| Paul, Don          | 17 | 0  | 103 | 6.1   | 17  | 0  |
| Carpenter, Preston | 1  | 0  | 18  | 18.0  | 18  | 0  |
| Quinlan, Volney    | 10 | 0  | 9   | 0.9   | 5   | 0  |
| Browns             | 41 | 0  | 317 | 7.7   | 65† | 1  |
| Opponents          | 26 | 0  | 137 | 5.3   | 31  | 0  |

| KICKOFF RETURNS    | NO | YDS | AVG  | LG | TD |
|--------------------|----|-----|------|----|----|
| Carpenter, Preston | 15 | 381 | 25.4 | 42 | 0  |
| Quinlan, Volney    | 9  | 219 | 24.3 | 50 | 0  |
| Kinard, Billy      | 7  | 196 | 28.0 | 56 | 0  |
| Morrison, Fred     | 1  | 17  | 17.0 | 17 | 0  |
| Smith, Jim Ray     | 1  | 14  | 14.0 | 14 | 0  |
| Weber, Charles     | 1  | 3   | 3.0  | 3  | 0  |
| Browns             | 34 | 830 | 24.4 | 56 | 0  |
| Opponents          | 33 | 819 | 24.8 | 57 | 0  |

# 1957 (9-2-1)

COACH: Paul Brown

## 1957 USUAL STARTING LINEUPS

### OFFENSE

|    |    |                              |
|----|----|------------------------------|
| LE | 88 | Darrel Brewster              |
| LT | 76 | Lou Groza                    |
| LG | 62 | H. Forester, 64 J. R. Smith  |
| C  | 56 | Art Hunter                   |
| RG | 60 | H. Bradley, 63 F. Robinson   |
| RT | 74 | Mike McCormack               |
| RE | 40 | Preston Carpenter            |
| WR | 26 | Ray Renfro                   |
| OB | 15 | T. O'Connell, 16 M. Plum     |
| RB | 48 | M. Campbell, 30 L. Carpenter |
| RB | 32 | Jim Brown                    |

### DEFENSE

|     |    |                |
|-----|----|----------------|
| LDE | 84 | Bill Quinlan   |
| LDT | 79 | Bob Gain       |
| RDT | 70 | Don Colo       |
| RDE | 80 | Len Ford       |
| LLB | 65 | Chuck Noll     |
| MLB | 50 | Vince Costello |
| RLB | 34 | Walt Michaels  |
| LCB | 24 | Warren Lahr    |
| RCB | 20 | Don Paul       |
| LS  | 22 | Ken Konz       |
| RS  | 42 | Junior Wren    |

### RADIO ANNOUNCERS:

Bill McColgan, Jim Graner (WGAR 1220 AM)

### TELEVISION ANNOUNCERS:

Ken Coleman, Jimmy Dudley (WJW-Channel 8)

| DATE                    | RESULT   | OPPONENT               | ATT    |
|-------------------------|----------|------------------------|--------|
| 9/29                    | W, 6-3   | New York Giants        | 58,095 |
| 10/5                    | W, 23-12 | at Pittsburgh Steelers | 35,570 |
| 10/13                   | W, 24-7  | Philadelphia Eagles    | 53,493 |
| 10/20                   | L, 17-7  | at Philadelphia Eagles | 22,443 |
| 10/27                   | W, 17-17 | at Chicago Cardinals   | 26,341 |
| 11/3                    | W, 21-17 | Washington Redskins    | 52,936 |
| 11/10                   | W, 24-0  | Pittsburgh Steelers    | 53,709 |
| 11/17                   | T, 30-30 | at Washington Redskins | 27,722 |
| 11/24                   | W, 45-31 | Los Angeles Rams       | 65,407 |
| 12/1                    | W, 31-0  | Chicago Cardinals      | 40,525 |
| 12/8                    | L, 7-20  | at Detroit Lions       | 55,814 |
| 12/15                   | W, 34-28 | at New York Giants     | 54,294 |
| <b>NFL CHAMPIONSHIP</b> |          |                        |        |
| 12/29                   | L, 14-59 | at Detroit Lions       | 55,263 |

| TEAM STATISTICS      | BROWNS  | OPPONENT |
|----------------------|---------|----------|
| Total First Downs    | 180     | 164      |
| Rushing              | 93      | 79       |
| Passing              | 76      | 66       |
| Penalty              | 11      | 19       |
| Total Net Yards      | 3,670   | 2,802    |
| Avg. Per Game        | 305.8   | 233.5    |
| Total Plays          | 696     | 638      |
| Avg. Per Play        | 5.3     | 4.4      |
| Net Yards Rushing    | 1,958   | 1,502    |
| Avg. Per Game        | 163.2   | 125.2    |
| Total Rushes         | 501     | 396      |
| Net Yards Passing    | 1,712   | 1,300    |
| Avg. Per Game        | 142.7   | 108.3    |
| Sacked/Yards Lost    | 0/161   | 0/211    |
| Gross Yards          | 1,873   | 1,511    |
| Attempts/Completions | 195/108 | 242/105  |
| Completion Pct.      | 55.4%   | 43.4%    |
| Had Intercepted      | 14      | 19       |
| Punts/Avg.           | 61/39.3 | 72/41.8  |
| Net Punting Avg.     | 61/34.1 | 72/38.5  |
| Penalties/Yards Lost | 66/597  | 42/412   |
| Fumbles/Ball Lost    | 19/10   | 20/12    |
| Touchdowns           | 32      | 22       |
| Rushing              | 19      | 11       |
| Passing              | 12      | 8        |
| Returns              | 1       | 3        |

| SCORE BY PERIODS | 1ST | 2ND | 3RD | 4TH | OT | TOT   |
|------------------|-----|-----|-----|-----|----|-------|
| Browns           | 54  | 60  | 76  | 79  | 0  | — 269 |
| Opponents        | 27  | 57  | 30  | 58  | 0  | — 172 |

| SCORING    | RU | PA | ST | DF | PAT   | 2RU | 2PA | FG    | SAF | TP  |
|------------|----|----|----|----|-------|-----|-----|-------|-----|-----|
| Groza, Lou | 0  | 0  | 0  | 0  | 32/32 | 0   | 0   | 15/22 | 0   | 77^ |
| Brown, Jim | 9  | 1  | 0  | 0  | 0/0   | 0   | 0   | 0/0   | 0   | 60  |

| PASSING          | ATT | CMP | YDS    | PCT  | AV/AT | TD | TD%  | INT | INT% | LG  | TKLD  | RATNG |
|------------------|-----|-----|--------|------|-------|----|------|-----|------|-----|-------|-------|
| O'Connell, Tom   | 110 | 63  | 1,229* | 57.3 | 11.17 | 9  | 8.2  | 8   | 7.3  | 65t | 0/56  | 93.3  |
| Plum, Milt       | 76  | 41  | 590    | 53.9 | 7.76  | 2  | 2.6  | 5   | 6.6  | 58t | 0/85  | 60.7  |
| Hanulak, Chet    | 2   | 1   | 32     | 50.0 | 16.00 | 1  | 50.0 | 0   | 0.0  | 32t | 0/0   | 135.4 |
| Borton, John     | 6   | 3   | 22     | 50.0 | 3.67  | 0  | 0.0  | 1   | 16.7 | 8   | 0/20  | 19.4  |
| Campbell, Milton | 1   | 0   | 0      | 0.0  | 0.00  | 0  | 0.0  | 0   | 0.0  | 0   | 0/0   | 39.6  |
| Browns           | 195 | 108 | 1,873  | 55.4 | 9.61  | 12 | 6.2  | 14  | 7.2  | 65t | 0/161 | 78.9  |
| Opponents        | 242 | 105 | 1,511  | 43.4 | 6.24  | 8  | 3.3  | 19  | 7.9  | 63  | 0/211 | 42.6  |

|                 |    |    |   |   |       |   |   |   |     |       |   |     |
|-----------------|----|----|---|---|-------|---|---|---|-----|-------|---|-----|
| Renfro, Ray     | 0  | 6  | 0 | 0 | 0/0   | 0 | 0 | 0 | 0/0 | 0     | 0 | 36  |
| Carpenter, L.   | 4  | 0  | 0 | 0 | 0/0   | 0 | 0 | 0 | 0/0 | 0     | 0 | 24  |
| Hanulak, Chet   | 3  | 0  | 0 | 0 | 0/0   | 0 | 0 | 0 | 0/0 | 0     | 0 | 18  |
| Carpenter, P.   | 1  | 2  | 0 | 0 | 0/0   | 0 | 0 | 0 | 0/0 | 0     | 0 | 18  |
| Brewster, D.    | 0  | 2  | 0 | 0 | 0/0   | 0 | 0 | 0 | 0/0 | 0     | 0 | 12  |
| Campbell, M.    | 0  | 1  | 0 | 0 | 0/0   | 0 | 0 | 0 | 0/0 | 0     | 0 | 6   |
| Reynolds, Billy | 1  | 0  | 0 | 0 | 0/0   | 0 | 0 | 0 | 0/0 | 0     | 0 | 6   |
| Paul, Don       | 0  | 0  | 0 | 1 | 0/0   | 0 | 0 | 0 | 0/0 | 0     | 0 | 6   |
| O'Connell, Tom  | 1  | 0  | 0 | 0 | 0/0   | 0 | 0 | 0 | 0/0 | 0     | 0 | 6   |
| Browns          | 19 | 12 | 0 | 1 | 32/32 | 0 | 0 | 0 | 0   | 15/22 | 0 | 269 |
| Opponents       | 11 | 8  | 3 | 0 | 19/22 | 0 | 0 | 0 | 0   | 7/14  | 0 | 172 |

| RUSHING            | NO  | YDS   | AVG  | LG  | TD |
|--------------------|-----|-------|------|-----|----|
| Brown, Jim         | 202 | 942*  | 4.7  | 69t | 9  |
| Hanulak, Chet      | 125 | 375   | 3.0  | 64t | 3  |
| Carpenter, Lew     | 83  | 315   | 3.8  | 55  | 4  |
| Reynolds, Billy    | 29  | 57    | 2.0  | 8   | 1  |
| Plum, Milt         | 26  | 118   | 4.5  | 30  | 0  |
| O'Connell, Tom     | 14  | 5     | 0.4  | 7   | 1  |
| Modzelewski, Ed    | 10  | 21    | 2.1  | 5   | 0  |
| Campbell, Milton   | 7   | 23    | 3.3  | 14  | 0  |
| Carpenter, Preston | 3   | 86    | 28.7 | 39  | 1  |
| Renfro, Ray        | 2   | 22    | 11.0 | 16  | 0  |
| McCormack, Mike    | 0   | 4     | 0.0  | 4   | 0  |
| Browns             | 501 | 1,968 | 3.96 | 69t | 19 |
| Opponents          | 396 | 1,502 | 3.8  | 59  | 11 |

| RECEIVING          | NO  | YDS   | AVG  | LG  | TD |
|--------------------|-----|-------|------|-----|----|
| Brewster, Darrel   | 30  | 614   | 20.5 | 56  | 2  |
| Carpenter, Preston | 27  | 398   | 14.7 | 33  | 2  |
| Renfro, Ray        | 21  | 589   | 28.0 | 65t | 6  |
| Brown, Jim         | 16  | 55    | 3.4  | 12  | 1  |
| Carpenter, Lew     | 5   | 65    | 13.0 | 21  | 0  |
| Clarke, Frank      | 4   | 77    | 19.3 | 43  | 0  |
| Hanulak, Chet      | 3   | 38    | 12.7 | 19  | 0  |
| Campbell, Milton   | 1   | 25    | 25.0 | 25t | 1  |
| Reynolds, Billy    | 1   | 12    | 12.0 | 12  | 0  |
| Browns             | 108 | 1,873 | 17.3 | 65t | 12 |
| Opponents          | 105 | 1,511 | 14.4 | 63  | 8  |

| INTERCEPTIONS   | NO | YDS | AVG  | LG  | TD |
|-----------------|----|-----|------|-----|----|
| Paul, Don       | 4  | 28  | 7.0  | 12  | 0  |
| Konz, Ken       | 4  | 20  | 5.0  | 16  | 0  |
| Freeman, Bob    | 3  | 46  | 15.3 | 25  | 0  |
| Wren, Junior    | 2  | 73  | 36.5 | 43  | 0  |
| Costello, Vince | 2  | 19  | 9.5  | 12  | 0  |
| Lahr, Warren    | 2  | 12  | 6.0  | 10  | 0  |
| Fiss, Galen     | 1  | 15  | 15.0 | 15  | 0  |
| Michaels, Walt  | 1  | 10  | 10.0 | 6   | 0  |
| Browns          | 19 | 223 | 11.7 | 43  | 0  |
| Opponents       | 14 | 141 | 10.1 | 65t | 1  |

| PUNTING   | NO | YDS   | AVG  | IN20 | TB | LG | BLK |
|-----------|----|-------|------|------|----|----|-----|
| Konz, Ken | 61 | 2,396 | 39.3 | 0    | 3  | 63 | 1   |
| Browns    | 61 | 2,396 | 39.3 | 0    | 3  | 63 | 1   |
| Opponents | 72 | 3,006 | 41.8 | 0    | 1  | 63 | 0   |

| PUNT RETURNS    | NO | FC | YDS | AVG | LG  | TD |
|-----------------|----|----|-----|-----|-----|----|
| Reynolds, Billy | 24 | 0  | 114 | 4.8 | 23  | 0  |
| Paul, Don       | 9  | 0  | 75  | 8.3 | 32  | 0  |
| Hanulak, Chet   | 11 | 0  | 29  | 2.6 | 11  | 0  |
| Konz, Ken       | 3  | 0  | 13  | 4.3 | 7   | 0  |
| Robinson, Fred  | 1  | 0  | 0   | 0.0 | 0   | 0  |
| Browns          | 48 | 0  | 231 | 4.8 | 32  | 0  |
| Opponents       | 47 | 0  | 315 | 6.7 | 58t | 1  |

| KICKOFF RETURNS  | NO | YDS | AVG  | LG | TD |
|------------------|----|-----|------|----|----|
| Campbell, Milton | 11 | 263 | 23.9 | 36 | 0  |
| Reynolds, Billy  | 7  | 152 | 21.7 | 29 | 0  |
| Brown, Jim       | 6  | 136 | 22.7 | 29 | 0  |
| Modzelewski, Ed  | 5  | 74  | 14.8 | 18 | 0  |
| Clarke, Frank    | 2  | 22  | 11.0 | 13 | 0  |
| Carpenter, Lew   | 1  | 24  | 24.0 | 24 | 0  |
| Freeman, Bob     | 1  | 15  | 15.0 | 15 | 0  |
| Browns           | 33 | 686 | 20.8 | 36 | 0  |
| Opponents        | 42 | 917 | 21.8 | 50 | 0  |

\* Led NFL  
^ Tied NFL Lead

# 1958 (9-3)

COACH: Paul Brown

## 1958 USUAL STARTING LINEUPS

### OFFENSE

|       |                           |
|-------|---------------------------|
| LE 88 | D. Brewster, 82 F. Clarke |
| LT 76 | Lou Groza                 |
| LG 64 | Jim Ray Smith             |
| C 56  | Art Hunter                |
| RG 65 | Chuck Noll                |
| RT 74 | Mike McCormack            |
| 78    | Willie McClung            |
| RE 40 | Preston Carpenter         |
| WR 26 | Ray Renfro                |
| OB 16 | Milt Plum                 |
| RB 49 | Bobby Mitchell            |
| 30    | Low Carpenter             |
| RB 32 | Jim Brown                 |

### DEFENSE

|        |                |
|--------|----------------|
| LDE 86 | Paul Wiggin    |
| 89     | Willie Davis   |
| LDT 79 | Bob Gain       |
| RDT 70 | Don Colo       |
| RDE 84 | Bill Quinlan   |
| 89     | Willie Davis   |
| LLB 35 | Galen Fiss     |
| MLB 50 | Vince Costello |
| RLB 34 | Walt Michaels  |
| LCB 24 | Warren Lahr    |
| 18     | Bob Freeman    |
| RCB 20 | Don Paul       |
| LS 22  | Ken Konz       |
| RS 42  | Junior Wren    |

### RADIO ANNOUNCERS:

Bill McColan, Jim Graner (WGAR 1220 AM)

### TELEVISION ANNOUNCERS:

Ken Coleman, Jimmy Dudley (WJW-Channel 8)

| DATE  | RESULT   | OPPONENT               | ATT    |
|-------|----------|------------------------|--------|
| 9/28  | W, 30-27 | at Los Angeles Rams    | 69,993 |
| 10/5  | W, 45-12 | at Pittsburgh Steelers | 31,130 |
| 10/12 | W, 35-28 | Chicago Cardinals      | 65,403 |
| 10/19 | W, 27-10 | Pittsburgh Steelers    | 66,852 |
| 10/26 | W, 38-24 | at Chicago Cardinals   | 30,933 |
| 11/2  | L, 17-21 | New York Giants        | 78,404 |
| 11/9  | L, 10-30 | Detroit Lions          | 75,563 |
| 11/16 | W, 20-10 | at Washington Redskins | 32,372 |
| 11/23 | W, 28-14 | Philadelphia Eagles    | 51,319 |
| 11/30 | W, 21-14 | Washington Redskins    | 33,240 |
| 12/7  | W, 21-14 | at Philadelphia Eagles | 36,773 |
| 12/14 | L, 10-13 | at New York Giants     | 63,192 |

### PLAYOFFS

|       |         |                    |        |
|-------|---------|--------------------|--------|
| 12/21 | L, 0-10 | at New York Giants | 61,174 |
|-------|---------|--------------------|--------|

### TEAM STATISTICS

|                      | BROWNS  | OPPONENT |
|----------------------|---------|----------|
| Total First Downs    | 206     | 201      |
| Rushing              | 127     | 82       |
| Passing              | 71      | 104      |
| Penalty              | 8       | 15       |
| Total Net Yards      | 4,107   | 3,660    |
| Avg. Per Game        | 342.3   | 305.0    |
| Total Plays          | 681     | 681      |
| Avg. Per Play        | 6.0     | 5.4      |
| Net Yards Rushing    | 2,526   | 1,448    |
| Avg. Per Game        | 210.5   | 120.7    |
| Total Rushes         | 475     | 369      |
| Net Yards Passing    | 1,581   | 2,212    |
| Avg. Per Game        | 131.8   | 184.3    |
| Sacked/Yards Lost    | 0/177   | 0/175    |
| Gross Yards          | 1,758   | 2,387    |
| Attempts/Completions | 206/110 | 312/162  |
| Completion Pct.      | 53.4%   | 51.9%    |
| Had Intercepted      | 14      | 16       |
| Punts/Avg.           | 51/41.2 | 55/42.7  |
| Net Punting Avg.     | 51/39.3 | 55/36.9  |
| Penalties/Yards Lost | 59/554  | 37/347   |
| Fumbles/Ball Lost    | 14/8    | 27/18    |
| Touchdowns           | 40      | 26       |
| Rushing              | 24      | 6        |
| Passing              | 12      | 20       |
| Returns              | 4       | 0        |

### SCORE BY PERIODS

|           | 1ST | 2ND | 3RD | 4TH | OT | TOT |
|-----------|-----|-----|-----|-----|----|-----|
| Browns    | 90  | 82  | 42  | 88  | 0  | 302 |
| Opponents | 41  | 89  | 48  | 39  | 0  | 217 |

| SCORING            | RU | PA | ST | DF | PAT   | 2RU | 2PA | FG    | SAF | TP   |
|--------------------|----|----|----|----|-------|-----|-----|-------|-----|------|
| Brown, Jim         | 17 | 1  | 0  | 0  | 0/0   | 0   | 0   | 0/0   | 0   | 108* |
| Groza, Lou         | 0  | 0  | 0  | 0  | 36/38 | 0   | 0   | 8/19  | 0   | 60   |
| Mitchell, Bobby    | 1  | 3  | 2  | 0  | 0/0   | 0   | 0   | 0/0   | 0   | 36   |
| Renfro, Ray        | 0  | 6  | 0  | 0  | 0/0   | 0   | 0   | 0/0   | 0   | 36   |
| Plum, Milt         | 4  | 0  | 0  | 0  | 2/2   | 0   | 0   | 0/0   | 0   | 26   |
| Carpenter, Larry   | 2  | 0  | 0  | 0  | 0/0   | 0   | 0   | 0/0   | 0   | 12   |
| Brewster, Darrel   | 0  | 1  | 0  | 0  | 0/0   | 0   | 0   | 0/0   | 0   | 6    |
| Bolden, Leroy      | 0  | 0  | 1  | 0  | 0/0   | 0   | 0   | 0/0   | 0   | 6    |
| Carpenter, Preston | 0  | 1  | 0  | 0  | 0/0   | 0   | 0   | 0/0   | 0   | 6    |
| Konz, Ken          | 0  | 0  | 0  | 1  | 0/0   | 0   | 0   | 0/0   | 0   | 6    |
| Browns             | 24 | 12 | 3  | 1  | 38/40 | 0   | 0   | 8/19  | 0   | 302  |
| Opponents          | 6  | 20 | 0  | 0  | 26/26 | 0   | 0   | 11/23 | 1   | 217  |

| RUSHING            | NO  | YDS    | AVG | LG  | TD  |
|--------------------|-----|--------|-----|-----|-----|
| Brown, Jim         | 257 | 1,527* | 5.9 | 65t | 17* |
| Mitchell, Bobby    | 80  | 500    | 6.3 | 63t | 1   |
| Carpenter, Lew     | 73  | 308    | 4.2 | 30  | 2   |
| Plum, Milt         | 37  | 127    | 3.4 | 22  | 4   |
| Bolden, Leroy      | 15  | 55     | 3.7 | 15  | 0   |
| Renfro, Ray        | 3   | 17     | 5.7 | 12  | 0   |
| Modzelewski, Ed    | 3   | 8      | 2.7 | 3   | 0   |
| Carpenter, Preston | 3   | 2      | 0.7 | 22  | 0   |
| Freeman, Bob       | 2   | 1      | 0.5 | 9   | 0   |
| Ninowski, Jim      | 2   | 1      | 0.5 | 7   | 0   |
| Browns             | 475 | 2,546  | 5.4 | 65t | 24  |
| Opponents          | 369 | 1,448  | 3.9 | 40  | 6   |

| RECEIVING          | NO  | YDS   | AVG  | LG  | TD |
|--------------------|-----|-------|------|-----|----|
| Carpenter, Preston | 29  | 474   | 16.3 | 74  | 1  |
| Renfro, Ray        | 24  | 573   | 23.9 | 52  | 6  |
| Brewster, Darrel   | 16  | 294   | 18.4 | 38  | 1  |
| Brown, Jim         | 16  | 138   | 8.6  | 46  | 1  |
| Mitchell, Bobby    | 16  | 131   | 8.2  | 25  | 3  |
| Carpenter, Lew     | 5   | 47    | 9.4  | 18  | 0  |
| Clarke, Frank      | 3   | 91    | 30.3 | 34  | 0  |
| Modzelewski, Ed    | 1   | 10    | 10.0 | 10  | 0  |
| Browns             | 110 | 1,758 | 16.0 | 74  | 12 |
| Opponents          | 162 | 2,387 | 14.7 | 91t | 20 |

| INTERCEPTIONS | NO | YDS | AVG  | LG  | TD |
|---------------|----|-----|------|-----|----|
| Konz, Ken     | 4  | 123 | 30.8 | 46t | 1  |
| Paul, Don     | 4  | 80  | 20.0 | 36  | 0  |
| Wren, Junior  | 3  | 36  | 12.0 | 29  | 0  |
| Freeman, Bob  | 3  | 21  | 7.0  | 19  | 0  |
| Lahr, Warren  | 1  | 25  | 25.0 | 25  | 0  |
| Shofner, Jim  | 1  | 0   | 0.0  | 0   | 0  |
| Browns        | 16 | 285 | 17.8 | 46t | 1  |
| Opponents     | 14 | 134 | 9.6  | 31  | 0  |

| PUNTING         | NO | YDS   | AVG  | IN20 | TB | LG | BLK |
|-----------------|----|-------|------|------|----|----|-----|
| Deschaine, Dick | 50 | 2,063 | 41.3 | 0    | 1  | 63 | 0   |
| Wren, Junior    | 1  | 38    | 38.0 | 0    | 0  | 38 | 0   |
| Browns          | 51 | 2,101 | 41.2 | 0    | 1  | 63 | 0   |
| Opponents       | 55 | 2,349 | 42.7 | 0    | 1  | 63 | 0   |

| PUNT RETURNS    | NO | FC | YDS | AVG  | LG  | TD |
|-----------------|----|----|-----|------|-----|----|
| Mitchell, Bobby | 14 | 0  | 165 | 11.8 | 68t | 1  |
| Konz, Ken       | 18 | 0  | 143 | 7.9  | 38  | 0  |
| Shofner, Jim    | 4  | 0  | 10  | 2.5  | 10  | 0  |
| Paul, Don       | 2  | 0  | 0   | 0.0  | 0   | 0  |
| Wren, Junior    | 1  | 0  | 0   | 0.0  | 0   | 0  |
| Browns          | 39 | 0  | 318 | 8.2  | 68t | 1  |
| Opponents       | 38 | 0  | 95  | 2.5  | 23  | 0  |

| KICKOFF RETURNS | NO | YDS   | AVG  | LG   | TD |
|-----------------|----|-------|------|------|----|
| Mitchell, Bobby | 18 | 454   | 25.2 | 98t  | 1  |
| Bolden, Leroy   | 14 | 362   | 25.9 | 102t | 1  |
| Brown, Jim      | 3  | 74    | 24.7 | 35   | 0  |
| Carpenter, Lew  | 1  | 18    | 18.0 | 18   | 0  |
| McClung, Willie | 1  | 0     | 0.0  | 0    | 0  |
| Paul, Don       | 1  | 0     | 0.0  | 0    | 0  |
| Browns          | 38 | 908   | 23.9 | 102t | 2  |
| Opponents       | 48 | 1,045 | 21.8 | 50   | 0  |

| PASSING       | ATT | CMP | YDS   | PCT  | AV/AT | TD | TD% | INT | INT% | LG  | TKLD  | RATING |
|---------------|-----|-----|-------|------|-------|----|-----|-----|------|-----|-------|--------|
| Plum, Milt    | 189 | 102 | 1,619 | 54.0 | 8.57  | 11 | 5.8 | 11  | 5.8  | 74  | 0/145 | 77.9   |
| Ninowski, Jim | 17  | 8   | 139   | 47.1 | 8.18  | 1  | 5.9 | 3   | 17.6 | 34  | 0/32  | 55.4   |
| Browns        | 206 | 110 | 1,758 | 53.4 | 8.53  | 12 | 5.8 | 14  | 6.8  | 74  | 0/177 | 73.2   |
| Opponents     | 312 | 162 | 2,387 | 51.9 | 7.65  | 20 | 6.4 | 16  | 5.1  | 91t | 0/175 | 77.2   |

\* Led NFL

# 1959 (7-5)

COACH: Paul Brown

## 1959 USUAL STARTING LINEUPS

### OFFENSE

|    |    |                       |
|----|----|-----------------------|
| LE | 40 | Preston Carpenter     |
| LT | 76 | L. Groza, 77 W. Davis |
| LG | 64 | Jim Ray Smith         |
| C  | 56 | Art Hunter            |
| RG | 66 | Gene Hickerson        |
| RT | 74 | Mike McCormack        |
|    | 70 | Francis O'Brien       |
| RE | 86 | Bill Howton           |
| WR | 26 | Ray Renfro            |
| QB | 16 | Milt Plum             |
| RB | 49 | Bobby Mitchell        |
| RB | 32 | Jim Brown             |

### DEFENSE

|     |    |                |
|-----|----|----------------|
| LDE | 79 | Bob Gain       |
| LDT | 78 | Willie McCung  |
| RDT | 72 | Sid Youngelman |
| RDE | 80 | Paul Wiggins   |
| LLB | 35 | Galen Fiss     |
| MLB | 50 | Vince Costello |
| RLB | 34 | Walt Michaels  |
| LCB | 30 | Bernie Parrish |
| RCB | 44 | Jim Sholner    |
| LS  | 24 | Warren Lahr    |
| RS  | 42 | Junior Wren    |

### RADIO ANNOUNCERS:

Bill McColgan, Jim Graner (WGAR 1220 AM)

### TELEVISION ANNOUNCERS:

Ken Coleman, Jimmy Dudley (WJW-Channel 8)

| DATE  | RESULT   | OPPONENT               | ATT    |
|-------|----------|------------------------|--------|
| 9/26  | L, 7-17  | at Pittsburgh Steelers | 33,844 |
| 10/4  | W, 34-7  | at Chicago Cardinals   | 19,935 |
| 10/11 | L, 6-10  | New York Giants        | 65,534 |
| 10/18 | W, 17-7  | Chicago Cardinals      | 46,422 |
| 10/25 | W, 34-7  | Washington Redskins    | 42,732 |
| 11/1  | W, 38-31 | at Baltimore Colts     | 57,557 |
| 11/8  | W, 28-7  | Philadelphia Eagles    | 58,275 |
| 11/15 | W, 31-17 | at Washington Redskins | 32,266 |
| 11/22 | L, 20-21 | Pittsburgh Steelers    | 68,563 |
| 11/29 | L, 20-21 | San Francisco 49ers    | 56,854 |
| 12/6  | L, 7-48  | at New York Giants     | 68,436 |
| 12/13 | W, 28-21 | at Philadelphia Eagles | 45,952 |

| TEAM STATISTICS      | BROWNS  | OPPONENT |
|----------------------|---------|----------|
| Total First Downs    | 234     | 205      |
| Rushing              | 118     | 75       |
| Passing              | 109     | 115      |
| Penalty              | 7       | 15       |
| Total Net Yards      | 4,015   | 3,764    |
| Avg. Per Game        | 334.6   | 313.7    |
| Total Plays          | 733     | 679      |
| Avg. Per Play        | 5.5     | 5.5      |
| Net Yards Rushing    | 2,149   | 1,422    |
| Avg. Per Game        | 179.1   | 118.5    |
| Total Rushes         | 457     | 360      |
| Net Yards Passing    | 1,866   | 2,342    |
| Avg. Per Game        | 155.5   | 195.2    |
| Sacked/Yards Lost    | 0/167   | 0/115    |
| Gross Yards          | 2,033   | 2,457    |
| Attempts/Completions | 276/159 | 319/168  |
| Completion Pct.      | 57.6%   | 52.7%    |
| Had Intercepted      | 9       | 18       |
| Punts/Avg.           | 50/37.1 | 50/42.4  |
| Net Punting Avg.     | 50/36.3 | 50/38.2  |
| Penalties/Yards Lost | 36/329  | 32/285   |
| Fumbles/Ball Lost    | 8/5     | 20/12    |
| Touchdowns           | 37      | 28       |
| Rushing              | 20      | 9        |
| Passing              | 14      | 17       |
| Returns              | 3       | 2        |

| SCORE BY PERIODS | 1ST | 2ND | 3RD | 4TH | OT | TOT   |
|------------------|-----|-----|-----|-----|----|-------|
| Browns           | 65  | 72  | 44  | 89  | 0  | — 270 |
| Opponents        | 17  | 94  | 65  | 38  | 0  | — 214 |

| PASSING       | ATT | CMP | YDS   | PCT  | AV/AT | TD | TD% | INT | INT% | LG  | TKLD  | RATNG |
|---------------|-----|-----|-------|------|-------|----|-----|-----|------|-----|-------|-------|
| Plum, Milt    | 266 | 156 | 1,992 | 58.6 | 7.49  | 14 | 5.3 | 8   | 3.0  | 76t | 0/157 | 87.2  |
| Ninowski, Jim | 10  | 3   | 41    | 30.0 | 4.10  | 0  | 0.0 | 1   | 10.0 | 20  | 0/10  | 4.6   |
| Browns        | 276 | 159 | 2,033 | 57.6 | 7.37  | 14 | 5.1 | 9   | 3.3  | 76t | 0/167 | 84.1  |
| Opponents     | 319 | 168 | 2,457 | 52.7 | 7.70  | 17 | 5.3 | 18  | 5.6  | 71  | 0/115 | 72.3  |

\* Led NFL

| SCORING         | RU | PA | ST | DF | PAT   | 2RU | 2PA | FG   | SAF | TP  |
|-----------------|----|----|----|----|-------|-----|-----|------|-----|-----|
| Brown, Jim      | 14 | 0  | 0  | 0  | 0/0   | 0   | 0   | 0/0  | 0   | 84  |
| Mitchell, B.    | 5  | 4  | 1  | 0  | 0/0   | 0   | 0   | 0/0  | 0   | 60  |
| Groza, Lou      | 0  | 0  | 0  | 0  | 33/37 | 0   | 0   | 5/16 | 0   | 48  |
| Renfro, Ray     | 0  | 6  | 0  | 0  | 0/0   | 0   | 0   | 0/0  | 0   | 36  |
| Carpenter, P.   | 0  | 2  | 0  | 0  | 0/0   | 0   | 0   | 0/0  | 0   | 12  |
| Howton, Billy   | 0  | 1  | 0  | 0  | 0/0   | 0   | 0   | 0/0  | 0   | 6   |
| Wren, Junior    | 0  | 0  | 0  | 1  | 0/0   | 0   | 0   | 0/0  | 0   | 6   |
| Modzelewski, E. | 0  | 1  | 0  | 0  | 0/0   | 0   | 0   | 0/0  | 0   | 6   |
| Parrish, Bernie | 0  | 0  | 0  | 1  | 0/0   | 0   | 0   | 0/0  | 0   | 6   |
| Plum, Milt      | 1  | 0  | 0  | 0  | 0/0   | 0   | 0   | 0/0  | 0   | 6   |
| Browns          | 20 | 14 | 1  | 2  | 33/37 | 0   | 0   | 5/16 | 0   | 270 |
| Opponents       | 9  | 17 | 2  | 0  | 28/28 | 0   | 0   | 6/13 | 0   | 214 |

| RUSHING            | NO  | YDS    | AVG  | LG  | TD  |
|--------------------|-----|--------|------|-----|-----|
| Brown, Jim         | 290 | 1,329* | 4.6  | 70t | 14* |
| Mitchell, Bobby    | 131 | 743    | 5.7  | 90t | 5   |
| Plum, Milt         | 21  | 20     | 1.0  | 17  | 1   |
| Modzelewski, Ed    | 6   | 18     | 3.0  | 5   | 0   |
| Bolden, Leroy      | 4   | 11     | 2.8  | 9   | 0   |
| Placek, Bob        | 3   | 13     | 4.3  | 6   | 0   |
| Ninowski, Jim      | 1   | 11     | 11.0 | 11  | 0   |
| Carpenter, Preston | 1   | 4      | 4.0  | 4   | 0   |
| Browns             | 457 | 2,149  | 4.7  | 90t | 20  |
| Opponents          | 360 | 1,422  | 4.0  | 65  | 7   |

| RECEIVING          | NO  | YDS   | AVG  | LG  | TD |
|--------------------|-----|-------|------|-----|----|
| Howton, Billy      | 39  | 510   | 13.1 | 36t | 1  |
| Mitchell, Bobby    | 35  | 351   | 10.0 | 76t | 4  |
| Renfro, Ray        | 30  | 528   | 17.6 | 70t | 6  |
| Carpenter, Preston | 24  | 372   | 15.5 | 43t | 2  |
| Brown, Jim         | 24  | 190   | 7.9  | 25  | 0  |
| Clarke, Frank      | 3   | 44    | 14.7 | 20  | 0  |
| Modzelewski, Ed    | 3   | 18    | 6.0  | 13  | 1  |
| Plum, Milt         | 1   | 20    | 20.0 | 20  | 0  |
| Browns             | 159 | 2,033 | 12.8 | 76t | 14 |
| Opponents          | 168 | 2,457 | 14.6 | 71  | 17 |

| INTERCEPTIONS   | NO | YDS | AVG  | LG  | TD |
|-----------------|----|-----|------|-----|----|
| Parrish, Bernie | 5  | 83  | 16.6 | 37t | 1  |
| Wren, Junior    | 5  | 39  | 7.8  | 22  | 0  |
| Sholner, Jim    | 2  | 50  | 25.0 | 30  | 0  |
| Noll, Chuck     | 2  | 5   | 2.5  | 5   | 0  |
| Konz, Ken       | 1  | 35  | 35.0 | 21  | 0  |
| Fiss, Galen     | 1  | 9   | 9.0  | 9   | 0  |
| Michaels, Walt  | 1  | 7   | 7.0  | 7   | 0  |
| Lahr, Warren    | 1  | 0   | 0.0  | 0   | 0  |
| Costello, Vince | 0  | 14  | 0.0  | 14  | 0  |
| Browns          | 18 | 242 | 13.4 | 37t | 1  |
| Opponents       | 9  | 139 | 15.4 | 32  | 1  |

| PUNTING      | NO | YDS   | AVG  | IN20 | TB | LG | BLK |
|--------------|----|-------|------|------|----|----|-----|
| Wren, Junior | 27 | 996   | 36.9 | 0    | 1  | 55 | 0   |
| Sholner, Jim | 23 | 860   | 37.4 | 0    | 1  | 48 | 0   |
| Browns       | 50 | 1,856 | 37.1 | 0    | 2  | 55 | 0   |
| Opponents    | 50 | 2,121 | 42.4 | 0    | 5  | 62 | 0   |

| PUNT RETURNS    | NO | FC | YDS | AVG  | LG  | TD |
|-----------------|----|----|-----|------|-----|----|
| Mitchell, Bobby | 17 | 0  | 177 | 10.4 | 78t | 1  |
| Konz, Ken       | 9  | 0  | 34  | 3.8  | 11  | 0  |
| Browns          | 26 | 0  | 211 | 8.1  | 78t | 1  |
| Opponents       | 32 | 0  | 39  | 1.2  | 11  | 0  |

| KICKOFF RETURNS | NO | YDS | AVG  | LG | TD |
|-----------------|----|-----|------|----|----|
| Mitchell, Bobby | 11 | 236 | 21.5 | 31 | 0  |
| Bolden, Leroy   | 9  | 170 | 18.9 | 38 | 0  |
| Brown, Jim      | 4  | 88  | 22.0 | 29 | 0  |
| Modzelewski, Ed | 4  | 37  | 9.3  | 19 | 0  |
| Noll, Chuck     | 1  | 20  | 20.0 | 20 | 0  |
| Browns          | 29 | 551 | 19.0 | 38 | 0  |
| Opponents       | 38 | 734 | 19.3 | 46 | 0  |

## 1960 (8-3-1)

COACH: Paul Brown

## 1960 USUAL STARTING LINEUPS

| OFFENSE |                         |  | DEFENSE |                  |  |
|---------|-------------------------|--|---------|------------------|--|
| LE 88   | Rich Krelling           |  | LE 84   | Paul Wiggins     |  |
|         | 87 Fred Murphy          |  | 82      | Jim Houston      |  |
| LT 77   | Dick Schafraht          |  | LT 79   | Bob Gain         |  |
| LG 64   | Jim Ray Smith           |  | RT 72   | Floyd Peters     |  |
| C 56    | John Morrow             |  | RE 80   | Jim Marshall     |  |
| RG 66   | Gene Hickerson          |  | 84      | Paul Wiggins     |  |
| RT 74   | Mike McCormack          |  | RE 80   | Jim Marshall     |  |
| RE 86   | Gern Nagler             |  | LLB 35  | Galen Fiss       |  |
|         | 88 Rich Krelling        |  | MLB 50  | Vince Costello   |  |
| WR 26   | R. Renfro, 81 L. Clarke |  | RLB 34  | Walt Michaels    |  |
| QB 16   | Milt Plum               |  | LCB 30  | Bernie Parrish   |  |
| RB 49   | Bobby Mitchell          |  | RCB 44  | Jim Shofner      |  |
| RB 32   | Jim Brown               |  | LS 46   | Don Fleming      |  |
|         |                         |  | RS 22   | Richard Mostardi |  |
|         |                         |  | 24      | Bobby Franklin   |  |

## RADIO ANNOUNCERS:

Bill McColgan, Jim Graner (WGAR 1220 AM)

## TELEVISION ANNOUNCERS:

Ken Coleman, Jimmy Dudley (WJW-Channel 8)

| DATE                | RESULT   | OPPONENT                 | ATT    |
|---------------------|----------|--------------------------|--------|
| 9/25                | W, 41-24 | at Philadelphia Eagles   | 56,303 |
| 10/2                | W, 28-20 | Pittsburgh Steelers      | 67,692 |
| 10/16               | W, 48-7  | at Dallas Cowboys        | 28,500 |
| 10/23               | L, 29-31 | Philadelphia Eagles      | 64,850 |
| 10/30               | W, 31-10 | at Washington Redskins   | 32,086 |
| 11/6                | L, 13-17 | New York Giants          | 82,872 |
| 11/13               | W, 28-27 | St. Louis Cardinals      | 49,192 |
| 11/20               | L, 10-14 | at Pittsburgh Steelers   | 35,215 |
| 11/27               | T, 17-17 | at St. Louis Cardinals   | 26,146 |
| 12/4                | W, 27-16 | Washington Redskins      | 35,211 |
| 12/11               | W, 42-0  | Chicago Bears            | 38,155 |
| 12/15               | W, 48-34 | at New York Giants       | 56,517 |
| <b>PLAYOFF BOWL</b> |          |                          |        |
| 1/7                 | L, 16-17 | Detroit Lions (at Miami) | 34,981 |

| TEAM STATISTICS      | BROWNS  | OPPONENT |
|----------------------|---------|----------|
| Total First Downs    | 219     | 208      |
| Rushing              | 107     | 92       |
| Passing              | 96      | 102      |
| Penalty              | 16      | 14       |
| Total Net Yards      | 3,974   | 3,806    |
| Avg. Per Game        | 331.2   | 317.2    |
| Total Plays          | 647     | 724      |
| Avg. Per Play        | 6.1     | 5.3      |
| Net Yards Rushing    | 1,930   | 1,643    |
| Avg. Per Game        | 160.8   | 136.9    |
| Total Rushes         | 383     | 405      |
| Net Yards Passing    | 2,044   | 2,163    |
| Avg. Per Game        | 170.3   | 180.3    |
| Sacked/Yards Lost    | 0/299   | 0/207    |
| Gross Yards          | 2,343   | 2,370    |
| Attempts/Completions | 264/160 | 319/163  |
| Completion Pct.      | 60.6%   | 51.1%    |
| Had Intercepted      | 5       | 31       |
| Punts/Avg.           | 55/42.0 | 46/45.0  |
| Net Punting Avg.     | 55/37.8 | 46/40.5  |
| Penalties/Yards Lost | 49/534  | 48/526   |
| Fumbles/Ball Lost    | 20/12   | 27/14    |
| Touchdowns           | 47      | 26       |
| Rushing              | 18      | 10       |
| Passing              | 22      | 15       |
| Returns              | 7       | 1        |

| SCORE BY PERIODS | 1ST | 2ND | 3RD | 4TH | OT | TOT |
|------------------|-----|-----|-----|-----|----|-----|
| Browns           | 59  | 150 | 58  | 95  | 0  | 362 |
| Opponents        | 41  | 60  | 48  | 68  | 0  | 217 |

| SCORING      | RU | PA | ST | DF | PAT   | 2RU | 2PA | FG | SAF   | TP |    |
|--------------|----|----|----|----|-------|-----|-----|----|-------|----|----|
| Baker, Sam   | 0  | 0  | 0  | 0  | 44/46 | 0   | 0   | 0  | 12/20 | 0  | 80 |
| Mitchell, B. | 5  | 6  | 1  | 0  | 0/0   | 0   | 0   | 0  | 0/0   | 0  | 72 |
| Brown, Jim   | 9  | 2  | 0  | 0  | 0/0   | 0   | 0   | 0  | 0/0   | 0  | 66 |

| PASSING         | ATT | CMP | YDS    | PCT   | AV/AT | TD | TD%   | INT | INT% | LG  | TKLD  | RATING |
|-----------------|-----|-----|--------|-------|-------|----|-------|-----|------|-----|-------|--------|
| Plum, Milt      | 250 | 151 | 2,297* | 60.4  | 9.19  | 21 | 8.4   | 5   | 2.0  | 86† | 0/275 | 110.4  |
| Dawson, Len     | 13  | 8   | 23     | 61.5  | 1.77  | 0  | 0.0   | 0   | 0.0  | 23  | 0/24  | 65.9   |
| Mitchell, Bobby | 1   | 1   | 23     | 100.0 | 23.00 | 1  | 100.0 | 0   | 0.0  | 23† | 0/0   | 158.3  |
| Browns          | 264 | 160 | 2,343  | 60.6  | 8.88  | 22 | 8.3   | 5   | 1.9  | 86† | 0/299 | 109.5  |
| Opponents       | 319 | 163 | 2,370  | 51.1  | 7.43  | 15 | 4.7   | 31  | 9.7  | 70† | 0/207 | 51.7   |

\* Led NFL

|                 |    |    |   |   |       |   |   |       |   |     |
|-----------------|----|----|---|---|-------|---|---|-------|---|-----|
| Renfro, Ray     | 0  | 4  | 0 | 0 | 0/0   | 0 | 0 | 0/0   | 0 | 24  |
| Clarke, Leon    | 0  | 4  | 0 | 0 | 0/0   | 0 | 0 | 0/0   | 0 | 24  |
| Krelling, Rich  | 0  | 3  | 0 | 0 | 0/0   | 0 | 0 | 0/0   | 0 | 18  |
| Nagler, Gern    | 0  | 3  | 0 | 0 | 0/0   | 0 | 0 | 0/0   | 0 | 18  |
| Franklin, Bobby | 0  | 0  | 0 | 2 | 0/0   | 0 | 0 | 0/0   | 0 | 12  |
| Plum, Milt      | 2  | 0  | 0 | 0 | 0/0   | 0 | 0 | 0/0   | 0 | 12  |
| Parrish, Bernie | 0  | 0  | 0 | 1 | 0/0   | 0 | 0 | 0/0   | 0 | 6   |
| Caleb, Jamie    | 1  | 0  | 0 | 0 | 0/0   | 0 | 0 | 0/0   | 0 | 6   |
| Stephens, Larry | 0  | 0  | 0 | 1 | 0/0   | 0 | 0 | 0/0   | 0 | 6   |
| Gain, Bob       | 0  | 0  | 0 | 1 | 0/0   | 0 | 0 | 0/0   | 0 | 6   |
| Wiggins, Paul   | 0  | 0  | 0 | 1 | 0/0   | 0 | 0 | 0/0   | 0 | 6   |
| Gault, Prentice | 1  | 0  | 0 | 0 | 0/0   | 0 | 0 | 0/0   | 0 | 6   |
| Team            | 0  | 0  | 0 | 0 | 0/1   | 0 | 0 | 0/0   | 0 | 0   |
| Browns          | 18 | 22 | 1 | 6 | 44/47 | 0 | 0 | 12/20 | 0 | 362 |
| Opponents       | 10 | 15 | 1 | 0 | 25/26 | 0 | 0 | 12/21 | 0 | 217 |

| RUSHING         | NO  | YDS    | AVG   | LG  | TD |
|-----------------|-----|--------|-------|-----|----|
| Brown, Jim      | 215 | 1,257* | 5.8   | 71† | 9  |
| Mitchell, Bobby | 111 | 506    | 4.6   | 50  | 5  |
| Gault, Prentice | 28  | 159    | 5.7   | 23  | 1  |
| Plum, Milt      | 17  | -24    | -1.4  | 7   | 2  |
| Caleb, Jamie    | 8   | 60     | 7.5   | 30  | 1  |
| Krelling, Rich  | 2   | -17    | -8.5  | -2  | 0  |
| Dawson, Len     | 1   | 0      | 0.0   | 0   | 0  |
| Baker, Sam      | 1   | -11    | -11.0 | -11 | 0  |
| Browns          | 383 | 1,930  | 5.0   | 71† | 18 |
| Opponents       | 405 | 1,643  | 4.1   | 57  | 10 |

| RECEIVING       | NO  | YDS   | AVG  | LG  | TD |
|-----------------|-----|-------|------|-----|----|
| Mitchell, Bobby | 45  | 612   | 13.6 | 69† | 6  |
| Nagler, Gern    | 36  | 616   | 17.1 | 53† | 3  |
| Renfro, Ray     | 24  | 378   | 15.8 | 66† | 4  |
| Brown, Jim      | 19  | 204   | 10.7 | 37† | 2  |
| Krelling, Rich  | 16  | 316   | 19.8 | 69† | 3  |
| Clarke, Leon    | 11  | 184   | 16.7 | 86† | 4  |
| Caleb, Jamie    | 5   | -18   | -3.6 | 2   | 0  |
| Murphy, Fred    | 2   | 36    | 18.0 | 23  | 0  |
| Gault, Prentice | 1   | 10    | 10.0 | 10  | 0  |
| Williams, A.D.  | 1   | 5     | 5.0  | 5   | 0  |
| Browns          | 160 | 2,343 | 14.6 | 86† | 22 |
| Opponents       | 163 | 2,370 | 14.5 | 70† | 15 |

| INTERCEPTIONS   | NO | YDS | AVG  | LG  | TD |
|-----------------|----|-----|------|-----|----|
| Franklin, Bobby | 8  | 131 | 16.4 | 37† | 2  |
| Shofner, Jim    | 8  | 75  | 9.4  | 23  | 0  |
| Parrish, Bernie | 6  | 238 | 39.7 | 92† | 1  |
| Fleming, Don    | 5  | 85  | 17.0 | 30  | 0  |
| Stephens, Larry | 1  | 34  | 34.0 | 34† | 1  |
| Gain, Bob       | 1  | 22  | 22.0 | 22† | 1  |
| Wiggins, Paul   | 1  | 20  | 20.0 | 20† | 1  |
| Fiss, Galen     | 1  | 19  | 19.0 | 10  | 0  |
| Browns          | 31 | 624 | 20.1 | 92† | 6  |
| Opponents       | 5  | 58  | 11.6 | 30  | 1  |

| PUNTING    | NO | YDS   | AVG  | IN20 | TB | LG | BLK |
|------------|----|-------|------|------|----|----|-----|
| Baker, Sam | 55 | 2,309 | 42.0 | 0    | 2  | 64 | 0   |
| Browns     | 55 | 2,309 | 42.0 | 0    | 2  | 64 | 0   |
| Opponents  | 46 | 2,072 | 45.0 | 0    | 8  | 75 | 0   |

| PUNT RETURNS    | NO | FC | YDS | AVG  | LG | TD |
|-----------------|----|----|-----|------|----|----|
| Shofner, Jim    | 11 | 0  | 105 | 9.5  | 36 | 0  |
| Mitchell, Bobby | 9  | 0  | 101 | 11.2 | 34 | 0  |
| Franklin, Bobby | 1  | 0  | 2   | 2.0  | 2  | 0  |
| Browns          | 21 | 0  | 208 | 9.9  | 36 | 0  |
| Opponents       | 24 | 0  | 178 | 7.4  | 46 | 0  |

| KICKOFF RETURNS | NO | YDS   | AVG  | LG  | TD |
|-----------------|----|-------|------|-----|----|
| Mitchell, Bobby | 17 | 432   | 25.4 | 90† | 1  |
| Brown, Jim      | 14 | 300   | 21.4 | 33  | 0  |
| Caleb, Jamie    | 5  | 90    | 18.0 | 21  | 0  |
| Gault, Prentice | 3  | 47    | 15.7 | 19  | 0  |
| Parrish, Bernie | 2  | 0     | 0.0  | 0   | 0  |
| Franklin, Bobby | 1  | 23    | 23.0 | 23  | 0  |
| Fleming, Don    | 1  | 8     | 8.0  | 8   | 0  |
| Stephens, Larry | 1  | 0     | 0.0  | 0   | 0  |
| Fichtner, Ross  | 1  | 0     | 0.0  | 0   | 0  |
| Browns          | 45 | 900   | 20.0 | 90† | 1  |
| Opponents       | 62 | 1,177 | 19.0 | 55  | 0  |

# 1961 (8-5-1)

COACH: Paul Brown

## 1961 USUAL STARTING LINEUPS

### OFFENSE

|    |    |                |
|----|----|----------------|
| LE | 88 | Rich Kreitting |
|    | 42 | Bob Crespino   |
| LT | 77 | Dick Schafraht |
| LG | 64 | Jim Ray Smith  |
| C  | 56 | John Morrow    |
| RG | 60 | John Wooten    |
| RT | 74 | Mike McCormack |
| RE | 86 | Gern Nagler    |
| WR | 26 | Ray Renfro     |
| QB | 16 | Milt Plum      |
| RB | 49 | Bobby Mitchell |
|    | 22 | Tom Watkins    |
| RB | 32 | Jim Brown      |

### DEFENSE

|     |    |                         |
|-----|----|-------------------------|
| LDE | 82 | Jim Houston             |
| LDT | 79 | Bob Gain                |
| RDT | 72 | Floyd Peters            |
| RDE | 68 | Larry Stephens          |
| RDE | 84 | Paul Wiggins            |
| LLB | 50 | V. Costello, 35 G. Fiss |
| MLB | 52 | Dave Lloyd              |
| RLB | 34 | Walt Michaels           |
| LCB | 30 | Bernie Parrish          |
| RCB | 44 | Jim Shofner             |
| LS  | 46 | Don Fleming             |
| RS  | 24 | Bobby Franklin          |

### RADIO ANNOUNCERS:

Gib Shanley, Les Clark (WGAR 1220 AM)

### TELEVISION ANNOUNCERS:

Ken Coleman, Cliff Lewis (WJW-Channel 8)

| DATE  | RESULT   | OPPONENT               | ATT    |
|-------|----------|------------------------|--------|
| 9/17  | L, 20-27 | at Philadelphia Eagles | 60,671 |
| 9/24  | W, 20-17 | St. Louis Cardinals    | 50,443 |
| 10/1  | W, 25-7  | Dallas Cowboys         | 43,638 |
| 10/8  | W, 31-7  | Washington Redskins    | 46,186 |
| 10/15 | L, 17-49 | Green Bay Packers      | 75,042 |
| 10/22 | W, 30-28 | at Pittsburgh Steelers | 29,266 |
| 10/29 | W, 21-10 | at St. Louis Cardinals | 26,696 |
| 11/5  | L, 13-17 | Pittsburgh Steelers    | 62,723 |
| 11/12 | W, 17-6  | at Washington Redskins | 28,975 |
| 11/19 | W, 45-24 | Philadelphia Eagles    | 68,399 |
| 11/26 | L, 21-37 | New York Giants        | 80,455 |
| 12/3  | W, 38-17 | at Dallas Cowboys      | 23,500 |
| 12/10 | L, 14-17 | at Chicago Bears       | 38,717 |
| 12/17 | T, 7-7   | at New York Giants     | 61,084 |

### TEAM STATISTICS

|                      | BROWNS  | OPPONENT |
|----------------------|---------|----------|
| Total First Downs    | 246     | 243      |
| Rushing              | 116     | 87       |
| Passing              | 120     | 146      |
| Penalty              | 10      | 10       |
| Total Net Yards      | 4,537   | 4,131    |
| Avg. Per Game        | 324.1   | 295.1    |
| Total Plays          | 796     | 769      |
| Avg. Per Play        | 5.7     | 5.4      |
| Net Yards Rushing    | 2,163   | 1,605    |
| Avg. Per Game        | 154.5   | 114.6    |
| Total Rushes         | 476     | 411      |
| Net Yards Passing    | 2,374   | 2,526    |
| Avg. Per Game        | 169.6   | 180.4    |
| Sacked/Yards Lost    | 0/164   | 0/305    |
| Gross Yards          | 2,538   | 2,831    |
| Attempts/Completions | 320/185 | 358/200  |
| Completion Pct.      | 57.8%   | 55.9%    |
| Had Intercepted      | 13      | 20       |
| Punts/Avg.           | 53/43.3 | 54/42.9  |
| Net Punting Avg.     | 53/39.3 | 54/37.6  |
| Penalties/Yards Lost | 47/455  | 38/367   |
| Fumbles/Ball Lost    | 28/20   | 23/18    |
| Touchdowns           | 39      | 34       |
| Rushing              | 15      | 16       |
| Passing              | 20      | 16       |
| Returns              | 4       | 2        |

### SCORE BY PERIODS

|           | 1ST | 2ND | 3RD | 4TH | OT | TOT |
|-----------|-----|-----|-----|-----|----|-----|
| Browns    | 91  | 78  | 43  | 107 | 0  | 319 |
| Opponents | 41  | 62  | 57  | 110 | 0  | 270 |

### SCORING

|            | RU | PA | ST | DF | PAT   | 2RU | 2PA | FG    | SAF | TP |
|------------|----|----|----|----|-------|-----|-----|-------|-----|----|
| Groza, Lou | 0  | 0  | 0  | 0  | 37/38 | 0   | 0   | 16/23 | 0   | 85 |

| PASSING     | ATT | CMP | YDS    | PCT  | AV/AT | TD | TD%  | INT | INT% | LG  | TKLD  | RATING |
|-------------|-----|-----|--------|------|-------|----|------|-----|------|-----|-------|--------|
| Plum, Milt  | 302 | 177 | 2,416* | 58.6 | 8.00  | 18 | 6.0  | 10  | 3.3  | 771 | 0/145 | 90.3   |
| Dawson, Len | 15  | 7   | 85     | 46.7 | 5.67  | 1  | 6.7  | 3   | 20.0 | 171 | 0/19  | 47.2   |
| Brown, Jim  | 3   | 1   | 37     | 33.3 | 12.33 | 1  | 33.3 | 0   | 0.0  | 371 | 0/0   | 120.8  |
| Browns      | 320 | 185 | 2,538  | 57.8 | 7.93  | 20 | 6.3  | 13  | 4.1  | 771 | 0/164 | 87.2   |
| Opponents   | 358 | 200 | 2,831  | 55.9 | 7.91  | 16 | 4.5  | 20  | 5.6  | 881 | 0/305 | 73.2   |

\* Led NFL

|                 |    |    |   |   |       |   |   |   |       |   |     |
|-----------------|----|----|---|---|-------|---|---|---|-------|---|-----|
| Mitchell, B.    | 5  | 3  | 2 | 0 | 0/0   | 0 | 0 | 0 | 0/0   | 0 | 60  |
| Brown, Jim      | 8  | 2  | 0 | 0 | 0/0   | 0 | 0 | 0 | 0/0   | 0 | 60  |
| Renfro, Ray     | 0  | 6  | 0 | 0 | 0/0   | 0 | 0 | 0 | 0/0   | 0 | 36  |
| Kreitting, Rich | 0  | 3  | 0 | 0 | 0/0   | 0 | 0 | 0 | 0/0   | 0 | 18  |
| Clarke, Leon    | 0  | 2  | 0 | 0 | 0/0   | 0 | 0 | 0 | 0/0   | 0 | 12  |
| Watkins, Tom    | 0  | 1  | 0 | 0 | 0/0   | 0 | 0 | 0 | 0/0   | 0 | 6   |
| Franklin, B.    | 1  | 0  | 0 | 0 | 0/0   | 0 | 0 | 0 | 0/0   | 0 | 6   |
| Parrish, Bernie | 0  | 0  | 0 | 1 | 0/0   | 0 | 0 | 0 | 0/0   | 0 | 6   |
| Plum, Milt      | 1  | 0  | 0 | 0 | 0/0   | 0 | 0 | 0 | 0/0   | 0 | 6   |
| Costello, Vince | 0  | 0  | 0 | 1 | 0/0   | 0 | 0 | 0 | 0/0   | 0 | 6   |
| Ferguson, C.    | 0  | 1  | 0 | 0 | 0/0   | 0 | 0 | 0 | 0/0   | 0 | 6   |
| Nagler, Gern    | 0  | 1  | 0 | 0 | 0/0   | 0 | 0 | 0 | 0/0   | 0 | 6   |
| Crespino, Bob   | 0  | 1  | 0 | 0 | 0/0   | 0 | 0 | 0 | 0/0   | 0 | 6   |
| Team, Stat      | 0  | 0  | 0 | 0 | 0/1   | 0 | 0 | 0 | 0/0   | 0 | 0   |
| Browns          | 15 | 20 | 2 | 2 | 37/39 | 0 | 0 | 0 | 16/23 | 0 | 319 |
| Opponents       | 16 | 16 | 2 | 0 | 33/34 | 0 | 0 | 0 | 11/29 | 0 | 270 |

### RUSHING

|                 | NO  | YDS    | AVG   | LG  | TD |
|-----------------|-----|--------|-------|-----|----|
| Brown, Jim      | 305 | 1,408* | 4.6   | 38  | 8  |
| Mitchell, Bobby | 101 | 548    | 5.4   | 56t | 5  |
| Watkins, Tom    | 43  | 209    | 4.9   | 21  | 0  |
| Plum, Milt      | 24  | -17    | -0.7  | 14  | 1  |
| Franklin, Bobby | 1   | 12     | 12.0  | 12t | 1  |
| Powell, Preston | 1   | 5      | 5.0   | 5   | 0  |
| Dawson, Len     | 1   | -10    | -10.0 | -10 | 0  |
| Kreitting, Rich | 0   | 4      | 0.0   | 4   | 0  |
| McCormack, Mike | 0   | 4      | 0.0   | 4   | 0  |
| Browns          | 476 | 2,163  | 4.5   | 56t | 15 |
| Opponents       | 411 | 1,605  | 3.9   | 47  | 16 |

### RECEIVING

|                   | NO  | YDS   | AVG  | LG  | TD |
|-------------------|-----|-------|------|-----|----|
| Renfro, Ray       | 48  | 834   | 17.4 | 57  | 6  |
| Brown, Jim        | 46  | 459   | 10.0 | 77t | 2  |
| Mitchell, Bobby   | 32  | 368   | 11.5 | 52t | 3  |
| Kreitting, Rich   | 21  | 229   | 10.9 | 19  | 3  |
| Nagler, Gern      | 19  | 241   | 12.7 | 21t | 1  |
| Clarke, Leon      | 11  | 211   | 19.2 | 41t | 2  |
| Watkins, Tom      | 4   | 66    | 16.5 | 35  | 1  |
| Ferguson, Charles | 2   | 68    | 34.0 | 60t | 1  |
| Crespino, Bob     | 2   | 62    | 31.0 | 49  | 1  |
| Browns            | 185 | 2,538 | 13.7 | 77t | 20 |
| Opponents         | 200 | 2,831 | 14.2 | 88t | 16 |

### INTERCEPTIONS

|                 | NO | YDS | AVG  | LG | TD |
|-----------------|----|-----|------|----|----|
| Parrish, Bernie | 7  | 40  | 5.7  | 15 | 0  |
| Shofner, Jim    | 5  | 8   | 1.6  | 5  | 0  |
| Fleming, Don    | 3  | 62  | 20.7 | 41 | 0  |
| Franklin, Bobby | 2  | 20  | 10.0 | 20 | 0  |
| Michaels, Walt  | 2  | 17  | 8.5  | 15 | 0  |
| Fiss, Galen     | 1  | 13  | 13.0 | 13 | 0  |
| Browns          | 20 | 160 | 8.0  | 41 | 0  |
| Opponents       | 13 | 302 | 23.2 | 50 | 1  |

### PUNTING

|            | NO | YDS   | AVG  | IN20 | TB | LG | BLK |
|------------|----|-------|------|------|----|----|-----|
| Baker, Sam | 53 | 2,296 | 43.3 | 0    | 5  | 62 | 0   |
| Browns     | 53 | 2,296 | 43.3 | 0    | 5  | 62 | 0   |
| Opponents  | 54 | 2,314 | 42.9 | 0    | 5  | 68 | 0   |

### PUNT RETURNS

|                 | NO | FC | YDS | AVG  | LG  | TD |
|-----------------|----|----|-----|------|-----|----|
| Mitchell, Bobby | 14 | 2  | 164 | 11.7 | 64t | 1  |
| Shofner, Jim    | 14 | 6  | 119 | 8.5  | 21  | 0  |
| Browns          | 28 | 8  | 283 | 10.1 | 64t | 1  |
| Opponents       | 27 | 9  | 213 | 7.9  | 47  | 0  |

### KICKOFF RETURNS

|                 | NO | YDS   | AVG  | LG   | TD |
|-----------------|----|-------|------|------|----|
| Mitchell, Bobby | 16 | 428   | 26.8 | 91t  | 1  |
| Powell, Preston | 16 | 321   | 20.1 | 36   | 0  |
| Watkins, Tom    | 9  | 226   | 25.1 | 47   | 0  |
| Baker, Sam      | 3  | 57    | 19.0 | 25   | 0  |
| Brown, Jim      | 2  | 50    | 25.0 | 26   | 0  |
| Stephens, Larry | 1  | 15    | 15.0 | 15   | 0  |
| Fichtner, Ross  | 1  | 11    | 11.0 | 11   | 0  |
| Linden, Errol   | 1  | 5     | 5.0  | 5    | 0  |
| Brewer, Johnny  | 1  | 2     | 2.0  | 2    | 0  |
| Browns          | 50 | 1,115 | 22.3 | 91t  | 1  |
| Opponents       | 56 | 1,465 | 26.2 | 105t | 1  |

# 1962 (7-6-1)

COACH: Paul Brown

## 1962 USUAL STARTING LINEUPS

### OFFENSE

|    |    |                         |
|----|----|-------------------------|
| WR | 88 | Rich Kreitling          |
| LT | 77 | Dick Schaffrath         |
| LG | 64 | Jim Ray Smith           |
| C  | 56 | John Morrow             |
| RG | 60 | John Wooten             |
|    | 66 | Gene Hickerson          |
| RT | 74 | Mike McCormack          |
| TE | 83 | J. Brewer, 81 L. Clarke |
| WR | 26 | Ray Renfro              |
| OB | 13 | F. Ryan, 15 J. Ninowski |
| RB | 49 | T. Wilson, 36 C. Scales |
| RB | 32 | Jim Brown               |

### DEFENSE

|     |    |                |
|-----|----|----------------|
| LDE | 84 | Paul Wiggins   |
| LDT | 79 | Bob Gain       |
| RDT | 72 | Floyd Peters   |
| RDE | 80 | Bill Glass     |
| LLB | 35 | Galen Fiss     |
| MLB | 50 | Vince Costello |
| LB  | 52 | Mike Lucci     |
| LCB | 30 | Bernie Parrish |
| RCB | 44 | Jim Shofner    |
| LS  | 20 | Ross Fichtner  |
| RS  | 24 | Bobby Franklin |
|     | 46 | Don Fleming    |

### RADIO ANNOUNCERS:

Gib Shanley, Ray Tannehill (WERE 1300 AM)

### TELEVISION ANNOUNCERS:

Ken Coleman, Cliff Lewis (WJW-Channel 8)

| DATE  | RESULT   | OPPONENT               | ATT    |
|-------|----------|------------------------|--------|
| 9/16  | W, 17-7  | New York Giants        | 81,115 |
| 9/23  | L, 16-17 | Washington Redskins    | 57,491 |
| 9/30  | L, 7-35  | at Philadelphia Eagles | 60,671 |
| 10/7  | W, 19-10 | Dallas Cowboys         | 44,040 |
| 10/14 | L, 14-36 | Baltimore Colts        | 80,132 |
| 10/21 | W, 34-7  | at St. Louis Cardinals | 23,256 |
| 10/28 | W, 41-14 | at Pittsburgh Steelers | 35,417 |
| 11/4  | T, 14-14 | Philadelphia Eagles    | 63,848 |
| 11/11 | L, 9-17  | at Washington Redskins | 48,169 |
| 11/18 | W, 38-14 | St. Louis Cardinals    | 41,815 |
| 11/25 | W, 35-14 | Pittsburgh Steelers    | 53,601 |
| 12/2  | L, 21-45 | at Dallas Cowboys      | 24,226 |
| 12/9  | L, 13-17 | at New York Giants     | 62,794 |
| 12/15 | W, 13-10 | at San Francisco 49ers | 35,274 |

### TEAM STATISTICS

|                      | BROWNS  | OPPONENT |
|----------------------|---------|----------|
| Total First Downs    | 252     | 263      |
| Rushing              | 105     | 122      |
| Passing              | 133     | 125      |
| Penalty              | 14      | 16       |
| Total Net Yards      | 4,306   | 3,924    |
| Avg. Per Game        | 307.6   | 280.3    |
| Total Plays          | 784     | 807      |
| Avg. Per Play        | 5.5     | 4.9      |
| Net Yards Rushing    | 1,772   | 1,940    |
| Avg. Per Game        | 126.6   | 138.6    |
| Total Rushes         | 414     | 466      |
| Net Yards Passing    | 2,534   | 1,984    |
| Avg. Per Game        | 181.0   | 141.7    |
| Sacked/Yards Lost    | 0/213   | 0/293    |
| Gross Yards          | 2,747   | 2,277    |
| Attempts/Completions | 370/200 | 341/189  |
| Completion Pct.      | 54.1%   | 55.4%    |
| Had Intercepted      | 16      | 24       |
| Punts/Avg.           | 45/42.8 | 56/40.6  |
| Net Punting Avg.     | 45/40.1 | 56/38.6  |
| Penalties/Yards Lost | 56/600  | 53/547   |
| Fumbles/Ball Lost    | 24/17   | 23/13    |
| Touchdowns           | 36      | 34       |
| Rushing              | 18      | 17       |
| Passing              | 17      | 15       |
| Returns              | 1       | 2        |

### SCORE BY PERIODS

|           | 1ST | 2ND | 3RD | 4TH | OT | TOT   |
|-----------|-----|-----|-----|-----|----|-------|
| Browns    | 50  | 79  | 60  | 102 | 0  | — 291 |
| Opponents | 44  | 54  | 80  | 79  | 0  | — 257 |

| SCORING         | RU | PA | ST | DF | PAT   | 2RU | 2PA | FG    | SAF | TP  |
|-----------------|----|----|----|----|-------|-----|-----|-------|-----|-----|
| Brown, Jim      | 13 | 5  | 0  | 0  | 0/0   | 0   | 0   | 0/0   | 0   | 108 |
| Groza, Lou      | 0  | 0  | 0  | 0  | 33/35 | 0   | 0   | 14/31 | 0   | 75  |
| Renfro, Ray     | 0  | 4  | 0  | 0  | 0/0   | 0   | 0   | 0/0   | 0   | 24  |
| Kreitling, Rich | 0  | 3  | 0  | 0  | 0/0   | 0   | 0   | 0/0   | 0   | 18  |
| Scales, C.      | 3  | 0  | 0  | 0  | 0/0   | 0   | 0   | 0/0   | 0   | 18  |
| Collins, Gary   | 0  | 2  | 0  | 0  | 0/0   | 0   | 0   | 0/0   | 0   | 12  |
| Brewer, Johnny  | 0  | 2  | 0  | 0  | 0/0   | 0   | 0   | 0/0   | 0   | 12  |
| Costello, Vince | 0  | 0  | 0  | 1  | 0/0   | 0   | 0   | 0/0   | 0   | 6   |
| Wilson, Tom     | 1  | 0  | 0  | 0  | 0/0   | 0   | 0   | 0/0   | 0   | 6   |
| Green, Ernie    | 0  | 1  | 0  | 0  | 0/0   | 0   | 0   | 0/0   | 0   | 6   |
| Ryan, Frank     | 1  | 0  | 0  | 0  | 0/0   | 0   | 0   | 0/0   | 0   | 6   |
| Team, Stat      | 0  | 0  | 0  | 0  | 0/1   | 0   | 0   | 0/0   | 0   | 0   |
| Browns          | 18 | 17 | 0  | 1  | 33/36 | 0   | 0   | 14/31 | 0   | 291 |
| Opponents       | 17 | 15 | 2  | 0  | 32/34 | 0   | 0   | 7/14  | 0   | 257 |

### RUSHING

|                 | NO  | YDS   | AVG | LG | TD |
|-----------------|-----|-------|-----|----|----|
| Brown, Jim      | 230 | 996   | 4.3 | 31 | 13 |
| Scales, Charley | 56  | 239   | 4.3 | 27 | 3  |
| Wilson, Tom     | 46  | 141   | 3.1 | 17 | 1  |
| Ryan, Frank     | 42  | 242   | 5.8 | 39 | 1  |
| Green, Ernie    | 31  | 139   | 4.5 | 45 | 0  |
| Ninowski, Jim   | 9   | 15    | 1.7 | 7  | 0  |
| Browns          | 414 | 1,772 | 4.3 | 45 | 18 |
| Opponents       | 466 | 1,940 | 4.2 | 27 | 17 |

### RECEIVING

|                 | NO  | YDS   | AVG  | LG  | TD |
|-----------------|-----|-------|------|-----|----|
| Brown, Jim      | 47  | 517   | 11.0 | 53t | 5  |
| Kreitling, Rich | 44  | 659   | 15.0 | 53  | 3  |
| Renfro, Ray     | 31  | 638   | 20.6 | 65t | 4  |
| Brewer, Johnny  | 22  | 290   | 13.2 | 37  | 2  |
| Green, Ernie    | 17  | 194   | 11.4 | 65  | 1  |
| Collins, Gary   | 11  | 153   | 13.9 | 29  | 2  |
| Clarke, Leon    | 10  | 106   | 10.6 | 22  | 0  |
| Wilson, Tom     | 8   | 110   | 13.8 | 42  | 0  |
| Scales, Charley | 8   | 67    | 8.4  | 22  | 0  |
| Crespino, Bob   | 2   | 13    | 6.5  | 9   | 0  |
| Browns          | 200 | 2,747 | 13.7 | 65t | 17 |
| Opponents       | 189 | 2,277 | 12.0 | 50t | 15 |

### INTERCEPTIONS

|                 | NO | YDS | AVG  | LG | TD |
|-----------------|----|-----|------|----|----|
| Fichtner, Ross  | 7  | 76  | 10.9 | 31 | 0  |
| Shofner, Jim    | 4  | 86  | 21.5 | 35 | 0  |
| Fiss, Galen     | 4  | 81  | 20.3 | 40 | 0  |
| Costello, Vince | 3  | 40  | 13.3 | 22 | 0  |
| Parrish, Bernie | 2  | 37  | 18.5 | 37 | 0  |
| Fleming, Don    | 2  | 13  | 6.5  | 13 | 0  |
| Franklin, Bobby | 1  | 10  | 10.0 | 10 | 0  |
| Peters, Floyd   | 1  | 9   | 9.0  | 9  | 0  |
| Browns          | 24 | 352 | 14.7 | 40 | 0  |
| Opponents       | 16 | 161 | 10.1 | 39 | 0  |

### PUNTING

|               | NO | YDS   | AVG  | IN20 | TB | LG | BLK |
|---------------|----|-------|------|------|----|----|-----|
| Collins, Gary | 45 | 1,926 | 42.8 | 0    | 4  | 64 | 0   |
| Browns        | 45 | 1,926 | 42.8 | 0    | 4  | 64 | 0   |
| Opponents     | 56 | 2,271 | 40.6 | 0    | 5  | 78 | 0   |

### PUNT RETURNS

|                 | NO | FC | YDS | AVG | LG | TD |
|-----------------|----|----|-----|-----|----|----|
| Cassady, Howard | 7  | 3  | 47  | 6.7 | 13 | 0  |
| Shofner, Jim    | 8  | 11 | 33  | 4.1 | 9  | 0  |
| Green, Ernie    | 5  | 4  | 31  | 6.2 | 10 | 0  |
| Browns          | 20 | 18 | 111 | 5.6 | 13 | 0  |
| Opponents       | 15 | 16 | 121 | 8.1 | 38 | 0  |

### KICKOFF RETURNS

|                 | NO | YDS   | AVG  | LG | TD |
|-----------------|----|-------|------|----|----|
| Green, Ernie    | 13 | 250   | 19.2 | 41 | 0  |
| Wilson, Tom     | 11 | 307   | 27.9 | 46 | 0  |
| Cassady, Howard | 10 | 233   | 23.3 | 33 | 0  |
| Scales, Charley | 9  | 154   | 17.1 | 22 | 0  |
| Tidmore, Sam    | 2  | 39    | 19.5 | 31 | 0  |
| Collins, Gary   | 1  | 0     | 0.0  | 0  | 0  |
| Browns          | 46 | 983   | 21.4 | 46 | 0  |
| Opponents       | 49 | 1,098 | 22.4 | 66 | 0  |

| PASSING         | ATT | CMP | YDS   | PCT  | AV/AT | TD | TD% | INT | INT%  | LG  | TKLD  | RATING |
|-----------------|-----|-----|-------|------|-------|----|-----|-----|-------|-----|-------|--------|
| Ryan, Frank     | 194 | 112 | 1,541 | 57.7 | 7.94  | 10 | 5.2 | 7   | 3.6   | 65t | 0/156 | 85.4   |
| Ninowski, Jim   | 173 | 87  | 1,178 | 50.3 | 6.81  | 7  | 4.0 | 8   | 4.6   | 53t | 0/57  | 66.6   |
| Brown, Jim      | 2   | 1   | 28    | 50.0 | 14.00 | 0  | 0.0 | 0   | 0.0   | 28  | 0/0   | 95.8   |
| Scales, Charley | 1   | 0   | 0     | 0.0  | 0.00  | 0  | 0.0 | 1   | 100.0 | 0   | 0/0   | 0.0    |
| Browns          | 370 | 200 | 2,747 | 54.1 | 7.42  | 17 | 4.6 | 16  | 4.3   | 65t | 0/213 | 75.4   |
| Opponents       | 341 | 189 | 2,277 | 55.4 | 6.68  | 15 | 4.4 | 24  | 7.0   | 50t | 0/293 | 61.4   |

# 1963 (10-4)

COACH: Blanton Collier

## 1963 USUAL STARTING LINEUPS

### OFFENSE

|       |                |
|-------|----------------|
| WR 88 | Rich Krellling |
| LT 77 | Dick Schafrath |
| LG 60 | John Wooten    |
| C 56  | John Morrow    |
| RG 66 | Gene Hickerson |
| RT 70 | John Brown     |
| TE 83 | Johnny Brewer  |
| WR 86 | Gary Collins   |
| QB 13 | Frank Ryan     |
| RB 48 | Ernie Green    |
| 34    | Ken Webb       |
| RB 32 | Jim Brown      |

### DEFENSE

|        |                |
|--------|----------------|
| LDE 84 | Paul Wiggin    |
| LDT 79 | Bob Gain       |
| RDT 78 | Frank Parker   |
| RDE 80 | Bill Glass     |
| LLB 82 | Jim Houston    |
| MLB 50 | Vince Costello |
| RLB 35 | Galen Fiss     |
| LCB 30 | Bernie Parrish |
| RCB 44 | Jim Shofner    |
| LS 23  | Larry Benz     |
| RS 20  | Ross Fichtner  |

### RADIO ANNOUNCERS:

Gib Shanley, Jim Graner (WERE 1300 AM)

### TELEVISION ANNOUNCERS:

Ken Coleman, Warren Lehr (WJW-Channel 8)

| DATE  | RESULT   | OPPONENT               | ATT    |
|-------|----------|------------------------|--------|
| 9/15  | W, 37-14 | Washington Redskins    | 57,618 |
| 9/22  | W, 41-24 | at Dallas Cowboys      | 28,710 |
| 9/29  | W, 20-6  | Los Angeles Rams       | 54,713 |
| 10/5  | W, 35-23 | Pittsburgh Steelers    | 84,684 |
| 10/13 | W, 35-24 | at New York Giants     | 62,956 |
| 10/20 | W, 37-7  | Philadelphia Eagles    | 75,174 |
| 10/27 | L, 6-33  | New York Giants        | 84,213 |
| 11/3  | W, 23-17 | at Philadelphia Eagles | 60,671 |
| 11/10 | L, 7-9   | at Pittsburgh Steelers | 54,497 |
| 11/17 | L, 14-20 | St. Louis Cardinals    | 75,932 |
| 11/24 | W, 27-17 | Dallas Cowboys         | 55,096 |
| 12/1  | W, 24-10 | at St. Louis Cardinals | 32,531 |
| 12/8  | L, 10-38 | at Detroit Lions       | 51,382 |
| 12/15 | W, 27-20 | at Washington Redskins | 40,865 |

### PLAYOFF BOWL

|     |          |                         |        |
|-----|----------|-------------------------|--------|
| 1/5 | L, 23-40 | G.B. Packers (at Miami) | 54,921 |
|-----|----------|-------------------------|--------|

| TEAM STATISTICS      | BROWNS  | OPPONENT |
|----------------------|---------|----------|
| Total First Downs    | 252     | 242      |
| Rushing              | 135     | 99       |
| Passing              | 100     | 129      |
| Penalty              | 17      | 14       |
| Total Net Yards      | 4,856   | 4,126    |
| Avg. Per Game        | 346.9   | 294.7    |
| Total Plays          | 807     | 860      |
| Avg. Per Play        | 6.0     | 4.8      |
| Net Yards Rushing    | 2,639   | 1,651    |
| Avg. Per Game        | 188.5   | 117.9    |
| Total Rushes         | 460     | 423      |
| Net Yards Passing    | 2,217   | 2,475    |
| Avg. Per Game        | 158.4   | 176.8    |
| Sacked/Yards Lost    | 25/232  | 29/243   |
| Gross Yards          | 2,449   | 2,718    |
| Attempts/Completions | 322/164 | 408/208  |
| Completion Pct.      | 50.9%   | 51.0%    |
| Had Intercepted      | 20      | 22       |
| Punts/Avg.           | 54/40.0 | 57/43.7  |
| Net Punting Avg.     | 54/36.0 | 57/38.7  |
| Penalties/Yards Lost | 52/609  | 63/592   |
| Fumbles/Ball Lost    | 25/17   | 13/10    |
| Touchdowns           | 43      | 30       |
| Rushing              | 15      | 10       |
| Passing              | 27      | 16       |
| Returns              | 1       | 4        |

| SCORE BY PERIODS | 1ST | 2ND | 3RD | 4TH | OT | TOT |
|------------------|-----|-----|-----|-----|----|-----|
| Browns           | 85  | 112 | 40  | 106 | 0  | 343 |
| Opponents        | 60  | 91  | 60  | 51  | 0  | 262 |

| PASSING       | ATT | CMP | YDS   | PCT  | AVIAT | TD | TD% | INT | INT%  | LG  | TKLD   | RATING |
|---------------|-----|-----|-------|------|-------|----|-----|-----|-------|-----|--------|--------|
| Ryan, Frank   | 256 | 135 | 2,038 | 52.7 | 7.96  | 25 | 9.8 | 13  | 5.1   | 83t | 20/179 | 90.6   |
| Ninowski, Jim | 61  | 29  | 423   | 47.5 | 6.93  | 2  | 3.3 | 6   | 9.8   | 70  | 4/45   | 41.9   |
| Brown, Jim    | 4   | 0   | 0     | 0.0  | 0.00  | 0  | 0.0 | 0   | 0.0   | 0   | 1/8    | 39.6   |
| Groza, Lou    | 1   | 0   | 0     | 0.0  | 0.00  | 0  | 0.0 | 1   | 100.0 | 0   | 0/0    | 0.0    |
| Browns        | 322 | 164 | 2,461 | 50.9 | 7.64  | 27 | 8.4 | 20  | 6.2   | 83t | 25/232 | 78.4   |
| Opponents     | 408 | 208 | 2,718 | 51.0 | 6.66  | 16 | 3.9 | 22  | 5.4   | 99t | 29/243 | 62.9   |

\* Led NFL

| SCORING         | RU | PA | ST | DF | PAT   | 2RU | 2PA | FG    | SAF | TP  |
|-----------------|----|----|----|----|-------|-----|-----|-------|-----|-----|
| Brown, Jim      | 12 | 3  | 0  | 0  | 0/0   | 0   | 0   | 0/0   | 0   | 90  |
| Groza, Lou      | 0  | 0  | 0  | 0  | 40/43 | 0   | 0   | 15/23 | 0   | 85  |
| Collins, Gary   | 0  | 13 | 0  | 0  | 0/0   | 0   | 0   | 0/0   | 0   | 78  |
| Krellling, Rich | 0  | 6  | 0  | 0  | 0/0   | 0   | 0   | 0/0   | 0   | 36  |
| Green, Ernie    | 0  | 3  | 0  | 0  | 0/0   | 0   | 0   | 0/0   | 0   | 18  |
| Ryan, Frank     | 2  | 0  | 0  | 0  | 0/0   | 0   | 0   | 0/0   | 0   | 12  |
| Crespinio, Bob  | 0  | 1  | 0  | 0  | 0/0   | 0   | 0   | 0/0   | 0   | 6   |
| Scales, C.      | 1  | 0  | 0  | 0  | 0/0   | 0   | 0   | 0/0   | 0   | 6   |
| Renfro, Ray     | 0  | 1  | 0  | 0  | 0/0   | 0   | 0   | 0/0   | 0   | 6   |
| Fichtner, Ross  | 0  | 0  | 0  | 1  | 0/0   | 0   | 0   | 0/0   | 0   | 6   |
| Browns          | 15 | 27 | 0  | 1  | 40/43 | 0   | 0   | 15/23 | 0   | 343 |
| Opponents       | 10 | 16 | 4  | 0  | 29/30 | 0   | 0   | 17/35 | 1   | 262 |

| RUSHING         | NO  | YDS    | AVG   | LG  | TD  |
|-----------------|-----|--------|-------|-----|-----|
| Brown, Jim      | 291 | 1,863* | 6.4   | 80t | 12* |
| Green, Ernie    | 87  | 526    | 6.0   | 73  | 0   |
| Ryan, Frank     | 62  | 224    | 3.6   | 25  | 2   |
| Webb, Ken       | 12  | 58     | 4.8   | 19  | 0   |
| Ninowski, Jim   | 5   | -19    | -3.8  | 2   | 0   |
| Scales, Charley | 2   | -3     | -1.5  | 2t  | 1   |
| Franklin, Bobby | 1   | -10    | -10.0 | -10 | 0   |
| Browns          | 460 | 2,639  | 5.7   | 80t | 15  |
| Opponents       | 423 | 1,651  | 3.9   | 32  | 10  |

| RECEIVING       | NO  | YDS   | AVG  | LG  | TD |
|-----------------|-----|-------|------|-----|----|
| Collins, Gary   | 43  | 674   | 15.7 | 49t | 13 |
| Brewer, Johnny  | 29  | 454   | 15.7 | 55  | 0  |
| Green, Ernie    | 28  | 305   | 10.9 | 35  | 3  |
| Brown, Jim      | 24  | 268   | 11.2 | 83t | 3  |
| Krellling, Rich | 22  | 386   | 17.5 | 45  | 6  |
| Hutchinson, Tom | 9   | 244   | 27.1 | 70  | 0  |
| Renfro, Ray     | 4   | 82    | 20.5 | 39t | 1  |
| Crespinio, Bob  | 2   | 22    | 11.0 | 18  | 1  |
| Webb, Ken       | 2   | 2     | 1.0  | 5   | 0  |
| Scales, Charley | 1   | 13    | 13.0 | 13  | 0  |
| Ryan, Frank     | 0   | -1    | 0.0  | -1  | 0  |
| Browns          | 164 | 2,449 | 14.9 | 83t | 27 |
| Opponents       | 208 | 2,718 | 13.1 | 99t | 16 |

| INTERCEPTIONS   | NO | YDS | AVG  | LG | TD |
|-----------------|----|-----|------|----|----|
| Costello, Vince | 7  | 118 | 16.9 | 31 | 0  |
| Benz, Larry     | 7  | 114 | 16.3 | 38 | 0  |
| Fichtner, Ross  | 2  | 75  | 37.5 | 39 | 1  |
| Franklin, Bobby | 2  | 26  | 13.0 | 14 | 0  |
| Fiss, Galen     | 2  | 8   | 4.0  | 6  | 0  |
| Wiggin, Paul    | 1  | 2   | 2.0  | 2  | 0  |
| Houston, Jim    | 1  | 0   | 0.0  | 0  | 0  |
| Browns          | 22 | 343 | 15.6 | 39 | 1  |
| Opponents       | 20 | 317 | 15.9 | 55 | 1  |

| PUNTING       | NO | YDS   | AVG  | IN20 | TB | LG | BLK |
|---------------|----|-------|------|------|----|----|-----|
| Collins, Gary | 54 | 2,160 | 40.0 | 0    | 4  | 73 | 0   |
| Browns        | 54 | 2,160 | 40.0 | 0    | 4  | 73 | 0   |
| Opponents     | 57 | 2,492 | 43.7 | 0    | 3  | 69 | 0   |

| PUNT RETURNS    | NO | FC | YDS | AVG  | LG | TD |
|-----------------|----|----|-----|------|----|----|
| Shorter, Jim    | 7  | 2  | 134 | 19.1 | 52 | 0  |
| Green, Ernie    | 6  | 11 | 79  | 13.2 | 55 | 0  |
| Shofner, Jim    | 9  | 2  | 41  | 4.6  | 15 | 0  |
| Parrish, Bernie | 3  | 1  | 31  | 10.3 | 21 | 0  |
| Browns          | 25 | 16 | 285 | 11.4 | 55 | 0  |
| Opponents       | 22 | 16 | 216 | 9.8  | 29 | 0  |

| KICKOFF RETURNS | NO | YDS   | AVG  | LG  | TD |
|-----------------|----|-------|------|-----|----|
| Green, Ernie    | 18 | 394   | 21.9 | 34  | 0  |
| Scales, Charley | 16 | 432   | 27.0 | 50  | 0  |
| Shorter, Jim    | 9  | 219   | 24.3 | 49  | 0  |
| Franklin, Bobby | 2  | 33    | 16.5 | 19  | 0  |
| Webb, Ken       | 1  | 12    | 12.0 | 12  | 0  |
| Tidmore, Sam    | 1  | 5     | 5.0  | 5   | 0  |
| Morrow, John    | 1  | 4     | 4.0  | 4   | 0  |
| Shofner, Jim    | 1  | 0     | 0.0  | 0   | 0  |
| Benz, Larry     | 1  | 0     | 0.0  | 0   | 0  |
| Browns          | 50 | 1,099 | 22.0 | 50  | 0  |
| Opponents       | 58 | 1,424 | 24.6 | 92t | 1  |

STAFF

PLAYERS

2015 SEASON

HISTORY

RECORDS

GAME DAY



## 1964 (10-3-1)

COACH: Blanton Collier

## 1964 USUAL STARTING LINEUPS

| OFFENSE              |                         | DEFENSE                 |  |
|----------------------|-------------------------|-------------------------|--|
| WR 42 Paul Warfield  | LDE 84 Paul Wiggin      | LDE 84 Paul Wiggin      |  |
| LT 77 Dick Schafrath | LDT 74 Dick Modzelewski | LDT 74 Dick Modzelewski |  |
| LG 60 John Wooten    | RDE 69 Jim Kanicki      | RDE 69 Jim Kanicki      |  |
| C 56 John Morrow     | RDT 80 Bill Glass       | RDT 80 Bill Glass       |  |
| RG 66 Gene Hickerson | LLB 82 Jim Houston      | LLB 82 Jim Houston      |  |
| RT 73 Monte Clark    | MLB 50 Vince Costello   | MLB 50 Vince Costello   |  |
| TE 83 Johnny Brewer  | RLB 35 Galen Fiss       | RLB 35 Galen Fiss       |  |
| 87 Tom Hutchinson    | LCB 30 Bernie Parrish   | LCB 30 Bernie Parrish   |  |
| WR 86 Gary Collins   | RCB 49 Walter Beach     | RCB 49 Walter Beach     |  |
| OB 13 Frank Ryan     | LS 23 Larry Benz        | LS 23 Larry Benz        |  |
| RB 48 Ernie Green    | RS 24 Bobby Franklin    | RS 24 Bobby Franklin    |  |
| RB 32 Jim Brown      | 20 Ross Fichtner        | 20 Ross Fichtner        |  |

## RADIO ANNOUNCERS:

Gib Shanley, Jim Graner (WERE 1300 AM)

## TELEVISION ANNOUNCERS:

Ken Coleman, Warren Lehr (WJW-Channel 8)

| DATE  | RESULT   | OPPONENT               | ATT    |
|-------|----------|------------------------|--------|
| 9/13  | W, 27-13 | at Washington Redskins | 47,577 |
| 9/20  | T, 33-33 | St. Louis Cardinals    | 76,954 |
| 9/27  | W, 28-20 | at Philadelphia Eagles | 60,671 |
| 10/4  | W, 27-6  | Dallas Cowboys         | 72,062 |
| 10/10 | L, 7-23  | Pittsburgh Steelers    | 80,530 |
| 10/18 | W, 20-16 | at Dallas Cowboys      | 37,456 |
| 10/25 | W, 42-20 | New York Giants        | 81,050 |
| 11/1  | W, 30-17 | at Pittsburgh Steelers | 49,568 |
| 11/8  | W, 34-24 | Washington Redskins    | 76,385 |
| 11/15 | W, 37-21 | Detroit Lions          | 83,064 |
| 11/22 | L, 21-28 | at Green Bay Packers   | 48,065 |
| 11/29 | W, 38-24 | Philadelphia Eagles    | 79,289 |
| 12/6  | L, 19-28 | at St. Louis Cardinals | 31,585 |
| 12/12 | W, 52-20 | at New York Giants     | 63,007 |

## NFL CHAMPIONSHIP

|       |         |                 |        |
|-------|---------|-----------------|--------|
| 12/27 | W, 27-0 | Baltimore Colts | 79,544 |
|-------|---------|-----------------|--------|

| TEAM STATISTICS      | BROWNS  | OPPONENT |
|----------------------|---------|----------|
| Total First Downs    | 255     | 275      |
| Rushing              | 119     | 119      |
| Passing              | 118     | 137      |
| Penalty              | 18      | 19       |
| Total Net Yards      | 4,486   | 4,722    |
| Avg. Per Game        | 320.4   | 337.3    |
| Total Plays          | 807     | 894      |
| Avg. Per Play        | 5.6     | 5.3      |
| Net Yards Rushing    | 2,163   | 2,012    |
| Avg. Per Game        | 154.5   | 143.7    |
| Total Rushes         | 435     | 465      |
| Net Yards Passing    | 2,323   | 2,710    |
| Avg. Per Game        | 165.9   | 193.6    |
| Sacked/Yards Lost    | 28/219  | 28/222   |
| Gross Yards          | 2,542   | 2,932    |
| Attempts/Completions | 344/181 | 401/230  |
| Completion Pct.      | 52.6%   | 57.4%    |
| Had Intercepted      | 19      | 19       |
| Punts/Avg.           | 49/41.9 | 57/39.7  |
| Net Punting Avg.     | 49/38.1 | 57/34.4  |
| Penalties/Yards Lost | 60/611  | 64/643   |
| Fumbles/Ball Lost    | 15/7    | 30/21    |
| Touchdowns           | 50      | 36       |
| Rushing              | 14      | 18       |
| Passing              | 28      | 18       |
| Returns              | 8       | 0        |

| SCORE BY PERIODS | 1ST | 2ND | 3RD | 4TH | OT | TOT |
|------------------|-----|-----|-----|-----|----|-----|
| Browns           | 61  | 123 | 107 | 124 | 0  | 415 |
| Opponents        | 57  | 85  | 69  | 82  | 0  | 293 |

| PASSING       | ATT | CMP | YDS   | PCT   | AV/AT | TD  | TD%   | INT | INT% | LG  | TKLD   | RATING |
|---------------|-----|-----|-------|-------|-------|-----|-------|-----|------|-----|--------|--------|
| Ryan, Frank   | 334 | 174 | 2,404 | 52.1  | 7.20  | 25* | 7.5   | 19  | 5.7  | 62t | 27/207 | 76.7   |
| Ninowski, Jim | 9   | 6   | 125   | 66.7  | 13.89 | 2   | 22.2  | 0   | 0.0  | 41  | 1/12   | 149.3  |
| Brown, Jim    | 1   | 1   | 13    | 100.0 | 13.00 | 1   | 100.0 | 0   | 0.0  | 13t | 0/0    | 158.3  |
| Browns        | 344 | 181 | 2,542 | 52.6  | 7.39  | 28  | 8.1   | 19  | 5.5  | 62t | 28/219 | 80.8   |
| Opponents     | 401 | 230 | 2,932 | 57.4  | 7.31  | 18  | 4.5   | 19  | 4.7  | 92t | 28/222 | 75.6   |

\* Led NFL

| SCORING          | RU | PA | ST | DF | PAT   | 2RU | 2PA | FG    | SAF | TP  |
|------------------|----|----|----|----|-------|-----|-----|-------|-----|-----|
| Groza, Lou       | 0  | 0  | 0  | 0  | 49/50 | 0   | 0   | 22/33 | 0   | 115 |
| Green, Ernie     | 6  | 4  | 0  | 0  | 0/0   | 0   | 0   | 0/0   | 0   | 60  |
| Brown, Jim       | 7  | 2  | 0  | 0  | 0/0   | 0   | 0   | 0/0   | 0   | 54  |
| Warfield, Paul   | 0  | 9  | 0  | 0  | 0/0   | 0   | 0   | 0/0   | 0   | 54  |
| Collins, Gary    | 0  | 8  | 0  | 0  | 0/0   | 0   | 0   | 0/0   | 0   | 48  |
| Brewer, Johnny   | 0  | 3  | 0  | 0  | 0/0   | 0   | 0   | 0/0   | 0   | 18  |
| Roberts, Walter  | 0  | 1  | 0  | 0  | 0/0   | 0   | 0   | 0/0   | 0   | 6   |
| Parrish, Bernie  | 0  | 0  | 0  | 1  | 0/0   | 0   | 0   | 0/0   | 0   | 6   |
| Scales, Charley  | 0  | 0  | 1  | 0  | 0/0   | 0   | 0   | 0/0   | 0   | 6   |
| Kelly, Leroy     | 0  | 0  | 1  | 0  | 0/0   | 0   | 0   | 0/0   | 0   | 6   |
| Ryan, Frank      | 1  | 0  | 0  | 0  | 0/0   | 0   | 0   | 0/0   | 0   | 6   |
| Williams, Sidney | 0  | 0  | 1  | 0  | 0/0   | 0   | 0   | 0/0   | 0   | 6   |
| Shoals, Roger    | 0  | 0  | 1  | 0  | 0/0   | 0   | 0   | 0/0   | 0   | 6   |
| Houston, Jim     | 0  | 0  | 0  | 1  | 0/0   | 0   | 0   | 0/0   | 0   | 6   |
| Wiggin, Paul     | 0  | 0  | 0  | 1  | 0/0   | 0   | 0   | 0/0   | 0   | 6   |
| McNeil, Clifton  | 0  | 1  | 0  | 0  | 0/0   | 0   | 0   | 0/0   | 0   | 6   |
| Beach, Walter    | 0  | 0  | 0  | 1  | 0/0   | 0   | 0   | 0/0   | 0   | 6   |
| Browns           | 14 | 28 | 4  | 4  | 49/50 | 0   | 0   | 22/33 | 0   | 415 |
| Opponents        | 18 | 18 | 0  | 0  | 32/35 | 0   | 0   | 15/23 | 0   | 293 |

| RUSHING         | NO  | YDS    | AVG  | LG  | TD |
|-----------------|-----|--------|------|-----|----|
| Brown, Jim      | 280 | 1,446* | 5.2  | 71  | 7  |
| Green, Ernie    | 109 | 491    | 4.5  | 37t | 6  |
| Ryan, Frank     | 37  | 217    | 5.9  | 19  | 1  |
| Kelly, Leroy    | 6   | 12     | 2.0  | 5   | 0  |
| Scales, Charley | 2   | 5      | 2.5  | 3   | 0  |
| Ninowski, Jim   | 1   | -8     | -8.0 | -8  | 0  |
| Browns          | 435 | 2,163  | 5.0  | 71  | 14 |
| Opponents       | 465 | 2,012  | 4.3  | 45t | 18 |

| RECEIVING       | NO  | YDS   | AVG  | LG  | TD |
|-----------------|-----|-------|------|-----|----|
| Warfield, Paul  | 52  | 920   | 17.7 | 62t | 9  |
| Brown, Jim      | 36  | 340   | 9.4  | 40t | 2  |
| Collins, Gary   | 35  | 544   | 15.5 | 43  | 8  |
| Brewer, Johnny  | 25  | 338   | 13.5 | 41  | 3  |
| Green, Ernie    | 25  | 283   | 11.3 | 32  | 4  |
| McNeil, Clifton | 4   | 69    | 17.3 | 28  | 1  |
| Hutchinson, Tom | 3   | 24    | 8.0  | 12  | 0  |
| Roberts, Walter | 1   | 24    | 24.0 | 24t | 1  |
| Browns          | 181 | 2,542 | 14.0 | 62t | 28 |
| Opponents       | 230 | 2,932 | 12.7 | 92t | 18 |

| INTERCEPTIONS   | NO | YDS | AVG  | LG  | TD |
|-----------------|----|-----|------|-----|----|
| Parrish, Bernie | 4  | 98  | 24.5 | 54t | 1  |
| Beach, Walter   | 4  | 81  | 20.3 | 65t | 1  |
| Benz, Larry     | 4  | 67  | 16.8 | 45  | 0  |
| Houston, Jim    | 2  | 86  | 43.0 | 44  | 1  |
| Fichtner, Ross  | 2  | 67  | 33.5 | 64  | 0  |
| Costello, Vince | 2  | 21  | 10.5 | 20  | 0  |
| Fiss, Galen     | 1  | 24  | 24.0 | 24  | 0  |
| Browns          | 19 | 444 | 23.4 | 65t | 3  |
| Opponents       | 19 | 154 | 8.1  | 27  | 0  |

| PUNTING         | NO | YDS   | AVG  | IN20 | TB | LG | BLK |
|-----------------|----|-------|------|------|----|----|-----|
| Collins, Gary   | 48 | 2,016 | 42.0 | 0    | 5  | 58 | 0   |
| Franklin, Bobby | 1  | 36    | 36.0 | 0    | 0  | 36 | 0   |
| Browns          | 49 | 2,052 | 41.9 | 0    | 5  | 58 | 0   |
| Opponents       | 57 | 2,265 | 39.7 | 0    | 5  | 60 | 1   |

| PUNT RETURNS     | NO | FC | YDS | AVG  | LG  | TD |
|------------------|----|----|-----|------|-----|----|
| Kelly, Leroy     | 9  | 7  | 171 | 19.0 | 68t | 1  |
| Roberts, Walter  | 10 | 6  | 132 | 13.2 | 40  | 0  |
| Williams, Sidney | 1  | 0  | 0   | 0.0  | 0   | 0  |
| Browns           | 20 | 13 | 303 | 15.1 | 68t | 1  |
| Opponents        | 20 | 8  | 183 | 9.1  | 53  | 0  |

| KICKOFF RETURNS  | NO | YDS   | AVG  | LG | TD |
|------------------|----|-------|------|----|----|
| Roberts, Walter  | 24 | 661   | 27.5 | 60 | 0  |
| Kelly, Leroy     | 24 | 582   | 24.3 | 45 | 0  |
| Scales, Charley  | 5  | 75    | 15.0 | 24 | 0  |
| Warfield, Paul   | 1  | 4     | 4.0  | 4  | 0  |
| Franklin, Bobby  | 1  | 1     | 1.0  | 1  | 0  |
| Clark, Monte     | 1  | 0     | 0.0  | 0  | 0  |
| Williams, Sidney | 1  | 0     | 0.0  | 0  | 0  |
| Browns           | 57 | 1,323 | 23.2 | 60 | 0  |
| Opponents        | 75 | 1,517 | 20.2 | 49 | 0  |

# 1965 (11-3)

COACH: Blanton Collier

## 1965 USUAL STARTING LINEUPS

### OFFENSE

| WR |                   | DEFENSE |                            |
|----|-------------------|---------|----------------------------|
| 27 | Walter Roberts    | LDE     | 84 Paul Wiggin             |
| 85 | Clifton McNeil    | LDT     | 74 Dick Modzelewski        |
| LT | 77 Dick Schafrath | RDT     | 69 Jim Kanicki             |
| LG | 60 John Woolen    | RDE     | 80 Bill Glass              |
| C  | 56 John Morrow    | LLB     | 82 J. Houston, 35 G. Fiss  |
| RG | 66 Gene Hickerson | MLB     | 50 Vince Costello          |
| RT | 73 Monte Clark    | RLB     | 67 S. Williams, 35 G. Fiss |
| TE | 83 Johnny Brewer  | LCB     | 30 Bernie Parrish          |
| WR | 86 Gary Collins   | RCB     | 49 W. Beach, 40 E. Barnes  |
| QB | 13 Frank Ryan     | LS      | 20 Ross Fichtner           |
| RB | 48 Ernie Green    | RS      | 23 Larry Benz              |
| RB | 32 Jim Brown      |         |                            |

### RADIO ANNOUNCERS:

Gib Shanley, Jim Graner (WERE 1300 AM)

### TELEVISION ANNOUNCERS:

Ken Coleman, Warren Lahr (WJW-Channel 8)

| DATE  | RESULT   | OPPONENT               | ATT    |
|-------|----------|------------------------|--------|
| 9/19  | W, 17-7  | at Washington Redskins | 48,208 |
| 9/26  | L, 13-49 | St. Louis Cardinals    | 80,161 |
| 10/3  | W, 35-17 | at Philadelphia Eagles | 60,759 |
| 10/9  | W, 24-19 | Pittsburgh Steelers    | 80,187 |
| 10/17 | W, 23-17 | Dallas Cowboys         | 80,432 |
| 10/24 | W, 38-14 | at New York Giants     | 62,864 |
| 10/31 | L, 17-27 | Minnesota Vikings      | 83,505 |
| 11/7  | W, 38-34 | Philadelphia Eagles    | 72,807 |
| 11/14 | W, 34-21 | New York Giants        | 82,426 |
| 11/21 | W, 24-17 | at Dallas Cowboys      | 76,251 |
| 11/28 | W, 42-21 | at Pittsburgh Steelers | 42,757 |
| 12/5  | W, 24-16 | Washington Redskins    | 77,765 |
| 12/12 | L, 7-42  | at Los Angeles Rams    | 49,048 |
| 12/19 | W, 27-24 | at St. Louis Cardinals | 29,348 |

### NFL CHAMPIONSHIP

|     |          |                      |        |
|-----|----------|----------------------|--------|
| 1/2 | L, 12-23 | at Green Bay Packers | 50,852 |
|-----|----------|----------------------|--------|

| TEAM STATISTICS      | BROWNS  | OPPONENT |
|----------------------|---------|----------|
| Total First Downs    | 257     | 265      |
| Rushing              | 133     | 104      |
| Passing              | 97      | 135      |
| Penalty              | 27      | 26       |
| Total Net Yards      | 4,398   | 4,712    |
| Avg. Per Game        | 314.1   | 336.6    |
| Total Plays          | 836     | 869      |
| Avg. Per Play        | 5.3     | 5.4      |
| Net Yards Rushing    | 2,331   | 1,866    |
| Avg. Per Game        | 166.5   | 133.3    |
| Total Rushes         | 476     | 412      |
| Net Yards Passing    | 2,067   | 2,846    |
| Avg. Per Game        | 147.6   | 203.3    |
| Sacked/Yards Lost    | 31/272  | 38/307   |
| Gross Yards          | 2,339   | 3,153    |
| Attempts/Completions | 329/160 | 419/204  |
| Completion Pct.      | 48.6%   | 48.7%    |
| Had Intercepted      | 16      | 24       |
| Punts/Avg.           | 69/45.7 | 69/41.1  |
| Net Punting Avg.     | 69/41.9 | 69/34.9  |
| Penalties/Yards Lost | 84/976  | 62/586   |
| Fumbles/Ball Lost    | 20/9    | 14/9     |
| Touchdowns           | 45      | 43       |
| Rushing              | 19      | 11       |
| Passing              | 23      | 31       |
| Returns              | 3       | 1        |

| SCORE BY PERIODS | 1ST | 2ND | 3RD | 4TH | OT | TOT   |
|------------------|-----|-----|-----|-----|----|-------|
| Browns           | 60  | 114 | 85  | 104 | 0  | — 363 |
| Opponents        | 55  | 112 | 68  | 90  | 0  | — 325 |

| SCORING    | RU | PA | ST | DF | PAT | 2RU | 2PA | FG  | SAF | TP  |
|------------|----|----|----|----|-----|-----|-----|-----|-----|-----|
| Brown, Jim | 17 | 4  | 0  | 0  | 0/0 | 0   | 0   | 0/0 | 0   | 126 |

| PASSING       | ATT | CMP | YDS   | PCT  | AV/AT | TD | TD%  | INT | INT% | LG  | TKLD   | RATING |
|---------------|-----|-----|-------|------|-------|----|------|-----|------|-----|--------|--------|
| Ryan, Frank   | 243 | 119 | 1,751 | 49.0 | 7.21  | 18 | 7.4  | 13  | 5.3  | 80t | 23/202 | 75.3   |
| Ninowski, Jim | 83  | 40  | 549   | 48.2 | 6.61  | 4  | 4.8  | 3   | 3.6  | 32  | 8/70   | 70.8   |
| Brown, Jim    | 2   | 1   | 39    | 50.0 | 19.50 | 1  | 50.0 | 0   | 0.0  | 39t | 0/0    | 135.4  |
| Groza, Lou    | 1   | 0   | 0     | 0.0  | 0.00  | 0  | 0.0  | 0   | 0.0  | 0   | 0/0    | 39.6   |
| Browns        | 329 | 160 | 2,339 | 48.6 | 7.11  | 23 | 7.0  | 16  | 4.9  | 80t | 31/272 | 75.3   |
| Opponents     | 419 | 204 | 3,153 | 48.7 | 7.53  | 31 | 7.4  | 24  | 5.7  | 87t | 38/307 | 74.8   |

\* Led NFL

|                |    |    |   |   |       |   |   |       |   |     |
|----------------|----|----|---|---|-------|---|---|-------|---|-----|
| Groza, Lou     | 0  | 0  | 0 | 0 | 45/45 | 0 | 0 | 16/25 | 0 | 93  |
| Collins, Gary  | 0  | 10 | 0 | 0 | 0/0   | 0 | 0 | 0/0   | 0 | 60  |
| Green, Ernie   | 2  | 2  | 0 | 0 | 0/0   | 0 | 0 | 0/0   | 0 | 24  |
| Roberts, W.    | 0  | 4  | 0 | 0 | 0/0   | 0 | 0 | 0/0   | 0 | 24  |
| Hutchinson, T. | 0  | 2  | 0 | 0 | 0/0   | 0 | 0 | 0/0   | 0 | 12  |
| Kelly, Leroy   | 0  | 0  | 2 | 0 | 0/0   | 0 | 0 | 0/0   | 0 | 12  |
| Brewer, J.     | 0  | 1  | 0 | 0 | 0/0   | 0 | 0 | 0/0   | 0 | 6   |
| Fichtner, Ross | 0  | 0  | 0 | 1 | 0/0   | 0 | 0 | 0/0   | 0 | 6   |
| Browns         | 19 | 23 | 2 | 1 | 45/45 | 0 | 0 | 16/25 | 0 | 363 |
| Opponents      | 11 | 31 | 1 | 0 | 40/42 | 0 | 0 | 9/18  | 0 | 325 |

| RUSHING         | NO  | YDS    | AVG   | LG  | TD |
|-----------------|-----|--------|-------|-----|----|
| Brown, Jim      | 289 | 1,544* | 5.3   | 67  | 17 |
| Green, Ernie    | 111 | 436    | 3.9   | 41  | 2  |
| Kelly, Leroy    | 37  | 139    | 3.8   | 16  | 0  |
| Ryan, Frank     | 19  | 72     | 3.8   | 18  | 0  |
| Scales, Charley | 11  | 59     | 5.4   | 20  | 0  |
| Ninowski, Jim   | 4   | 46     | 11.5  | 17  | 0  |
| Roberts, Walter | 3   | 30     | 10.0  | 14  | 0  |
| Collins, Gary   | 1   | 16     | 16.0  | 16  | 0  |
| Franklin, Bobby | 1   | -11    | -11.0 | -11 | 0  |
| Browns          | 476 | 2,331  | 4.9   | 67  | 19 |
| Opponents       | 412 | 1,866  | 4.5   | 54t | 11 |

| RECEIVING       | NO  | YDS   | AVG  | LG  | TD |
|-----------------|-----|-------|------|-----|----|
| Collins, Gary   | 50  | 884   | 17.7 | 67  | 10 |
| Brown, Jim      | 34  | 328   | 9.6  | 32t | 4  |
| Green, Ernie    | 25  | 298   | 11.9 | 69  | 2  |
| Roberts, Walter | 16  | 314   | 19.6 | 80t | 4  |
| Brewer, Johnny  | 13  | 174   | 13.4 | 25t | 1  |
| Kelly, Leroy    | 9   | 122   | 13.6 | 52  | 0  |
| Hutchinson, Tom | 6   | 113   | 18.8 | 24t | 2  |
| McNeil, Clifton | 3   | 69    | 23.0 | 32  | 0  |
| Warfield, Paul  | 3   | 30    | 10.0 | 13  | 0  |
| Scales, Charley | 1   | 7     | 7.0  | 7   | 0  |
| Browns          | 160 | 2,339 | 14.6 | 80t | 23 |
| Opponents       | 204 | 3,153 | 15.5 | 87t | 31 |

| INTERCEPTIONS    | NO | YDS | AVG  | LG  | TD |
|------------------|----|-----|------|-----|----|
| Benz, Larry      | 5  | 78  | 15.6 | 31  | 0  |
| Fichtner, Ross   | 4  | 98  | 24.5 | 48  | 1  |
| Parrish, Bernie  | 4  | 45  | 11.3 | 35  | 0  |
| Costello, Vince  | 3  | 33  | 11.0 | 23  | 0  |
| Houston, Jim     | 2  | 32  | 16.0 | 28  | 0  |
| Barnes, Erich    | 1  | 35  | 35.0 | 35  | 0  |
| Lindsey, Dale    | 1  | 11  | 11.0 | 11  | 0  |
| Sczurek, Stan    | 1  | 10  | 10.0 | 10  | 0  |
| Fiss, Galen      | 1  | 5   | 5.0  | 5   | 0  |
| Glass, Bill      | 1  | 0   | 0.0  | 0   | 0  |
| Williams, Sidney | 1  | 0   | 0.0  | 0   | 0  |
| Beach, Walter    | 0  | 2   | 0.0  | 2   | 0  |
| Browns           | 24 | 349 | 14.5 | 48  | 1  |
| Opponents        | 16 | 275 | 17.2 | 96t | 1  |

| PUNTING         | NO | YDS   | AVG   | IN20 | TB | LG | BLK |
|-----------------|----|-------|-------|------|----|----|-----|
| Collins, Gary   | 65 | 3,035 | 46.7* | 0    | 10 | 71 | 0   |
| Franklin, Bobby | 4  | 118   | 29.5  | 0    | 0  | 31 | 0   |
| Browns          | 69 | 3,153 | 45.7  | 0    | 10 | 71 | 0   |
| Opponents       | 69 | 2,838 | 41.1  | 0    | 4  | 69 | 0   |

| PUNT RETURNS    | NO | FC | YDS | AVG   | LG  | TD |
|-----------------|----|----|-----|-------|-----|----|
| Kelly, Leroy    | 17 | 6  | 265 | 15.6* | 67t | 2  |
| Roberts, Walter | 18 | 13 | 162 | 9.0   | 51  | 0  |
| Scales, Charley | 1  | 0  | 0   | 0.0   | 0   | 0  |
| Browns          | 36 | 19 | 427 | 11.9  | 67t | 2  |
| Opponents       | 36 | 7  | 269 | 7.5   | 67  | 0  |

| KICKOFF RETURNS | NO | YDS   | AVG  | LG | TD |
|-----------------|----|-------|------|----|----|
| Kelly, Leroy    | 24 | 621   | 25.9 | 51 | 0  |
| Roberts, Walter | 18 | 493   | 27.4 | 88 | 0  |
| Scales, Charley | 4  | 88    | 22.0 | 24 | 0  |
| Howell, Mike    | 2  | 3     | 1.5  | 3  | 0  |
| Hutchinson, Tom | 2  | 0     | 0.0  | 0  | 0  |
| Green, Ernie    | 1  | 4     | 4.0  | 4  | 0  |
| Lindsey, Dale   | 1  | 0     | 0.0  | 0  | 0  |
| Franklin, Bobby | 1  | 0     | 0.0  | 0  | 0  |
| Browns          | 53 | 1,209 | 22.8 | 88 | 0  |
| Opponents       | 58 | 1,334 | 23.0 | 65 | 0  |

STAFF

PLAYERS

2015 SEASON

HISTORY

RECORDS

GAME DAY

# 1966 (9-5)

COACH: Blanton Collier

## 1966 USUAL STARTING LINEUPS

### OFFENSE

|    |    |                       |
|----|----|-----------------------|
| WR | 42 | Paul Warfield         |
| LT | 77 | Dick Schafrath        |
|    | 73 | Monte Clark           |
| LG | 60 | John Woolton          |
| C  | 56 | John Morrow           |
|    | 54 | Fred Hoaglin          |
| RG | 66 | Gene Hickerson        |
| RT | 73 | M. Clark, 70 J. Brown |
| TE | 89 | M. Morin, 41 R. Smith |
| WR | 86 | Gary Collins          |
| OB | 13 | Frank Ryan            |
| RB | 44 | Leroy Kelly           |
| RB | 48 | Ernie Green           |

### DEFENSE

|     |    |                  |
|-----|----|------------------|
| LDE | 84 | Paul Wiggin      |
| LDT | 71 | Walter Johnson   |
| RDT | 69 | Jim Kanicki      |
|     | 78 | Frank Parker     |
| RDE | 80 | Bill Glass       |
| LLB | 82 | Jim Houston      |
| MLB | 50 | Vince Costello   |
|     | 51 | Dale Lindsey     |
| RLB | 83 | Johnny Brewer    |
| LCB | 40 | Erich Barnes     |
| RCB | 34 | Mike Howell      |
|     | 49 | Walter Beach     |
| LS  | 20 | Ross Fichtner    |
|     |    | Ernie Kellermann |
| RS  | 24 | Ernie Kellermann |
|     | 20 | Ross Fichtner    |

### RADIO ANNOUNCERS:

Gib Shanley, Jim Graner (WRE 1300 AM)

### TELEVISION ANNOUNCERS:

Frank Gleiber, Warren Lehr (WJW-Channel 8)

| DATE  | RESULT   | OPPONENT               | ATT    |
|-------|----------|------------------------|--------|
| 9/11  | W, 38-14 | at Washington Redskins | 48,643 |
| 9/18  | L, 20-21 | Green Bay Packers      | 83,943 |
| 9/25  | L, 28-34 | St. Louis Cardinals    | 74,814 |
| 10/2  | W, 28-7  | at New York Giants     | 62,916 |
| 10/8  | W, 41-10 | Pittsburgh Steelers    | 82,687 |
| 10/23 | W, 30-21 | Dallas Cowboys         | 84,721 |
| 10/30 | W, 49-17 | at Atlanta Falcons     | 57,235 |
| 11/6  | L, 6-16  | at Pittsburgh Steelers | 39,690 |
| 11/13 | W, 27-7  | Philadelphia Eagles    | 77,968 |
| 11/20 | W, 14-3  | Washington Redskins    | 78,466 |
| 11/24 | L, 14-26 | at Dallas Cowboys      | 75,504 |
| 12/4  | W, 49-40 | New York Giants        | 61,651 |
| 12/11 | L, 21-33 | at Philadelphia Eagles | 58,074 |
| 12/17 | W, 38-10 | at St. Louis Cardinals | 47,721 |

### TEAM STATISTICS

|                      | BROWNS  | OPPONENT |
|----------------------|---------|----------|
| Total First Downs    | 278     | 255      |
| Rushing              | 117     | 113      |
| Passing              | 142     | 124      |
| Penalty              | 19      | 18       |
| Total Net Yards      | 5,071   | 4,266    |
| Avg. Per Game        | 362.2   | 304.7    |
| Total Plays          | 846     | 891      |
| Avg. Per Play        | 6.0     | 4.8      |
| Net Yards Rushing    | 2,166   | 1,894    |
| Avg. Per Game        | 154.7   | 135.3    |
| Total Rushes         | 415     | 450      |
| Net Yards Passing    | 2,905   | 2,372    |
| Avg. Per Game        | 207.5   | 169.4    |
| Sacked/Yards Lost    | 29/237  | 35/278   |
| Gross Yards          | 3,142   | 2,650    |
| Attempts/Completions | 402/212 | 406/221  |
| Completion Pct.      | 52.7%   | 54.4%    |
| Had Intercepted      | 15      | 30       |
| Punts/Avg.           | 57/39.0 | 56/39.7  |
| Net Punting Avg.     | 57/37.1 | 56/37.1  |
| Penalties/Yards Lost | 69/747  | 61/563   |
| Fumbles/Ball Lost    | 17/10   | 24/19    |
| Touchdowns           | 54      | 29       |
| Rushing              | 18      | 12       |
| Passing              | 33      | 14       |
| Returns              | 3       | 3        |

| SCORE BY PERIODS | 1ST | 2ND | 3RD | 4TH | OT | TOT |
|------------------|-----|-----|-----|-----|----|-----|
| Browns           | 87  | 92  | 90  | 134 | 0  | 403 |
| Opponents        | 54  | 89  | 49  | 67  | 0  | 259 |

| SCORING      | RU | PA | ST | DF | PAT | 2RU | 2PA | FG  | SAF | TP |
|--------------|----|----|----|----|-----|-----|-----|-----|-----|----|
| Kelly, Leroy | 15 | 1  | 0  | 0  | 0/0 | 0   | 0   | 0/0 | 0   | 96 |

| PASSING       | ATT | CMP | YDS   | PCT   | AV/AT | TD  | TD%  | INT | INT% | LG  | TKLD   | RATNG |
|---------------|-----|-----|-------|-------|-------|-----|------|-----|------|-----|--------|-------|
| Ryan, Frank   | 382 | 200 | 2,974 | 52.4  | 7.79  | 29* | 7.6  | 14  | 3.7  | 54  | 28/223 | 88.2  |
| Ninowski, Jim | 18  | 11  | 175   | 61.1  | 9.72  | 4   | 22.2 | 1   | 5.6  | 44† | 1/14   | 110.0 |
| Groza, Lou    | 1   | 1   | 7     | 100.0 | 7.00  | 0   | 0.0  | 0   | 0.0  | -7  | 0/0    | 95.8  |
| Kelly, Leroy  | 1   | 0   | 0     | 0.0   | 0.00  | 0   | 0.0  | 0   | 0.0  | 0   | 0/0    | 39.6  |
| Browns        | 402 | 212 | 3,156 | 52.7  | 7.85  | 33  | 8.2  | 15  | 3.7  | 54  | 29/237 | 90.6  |
| Opponents     | 406 | 221 | 2,650 | 54.4  | 6.53  | 14  | 3.4  | 30  | 7.4  | 58† | 35/278 | 55.3  |

\* Led NFL

|                 |    |    |   |   |       |   |   |       |   |     |
|-----------------|----|----|---|---|-------|---|---|-------|---|-----|
| Groza, Lou      | 0  | 0  | 0 | 0 | 51/52 | 0 | 0 | 9/23  | 0 | 78  |
| Collins, Gary   | 0  | 12 | 0 | 0 | 0/0   | 0 | 0 | 0/0   | 0 | 72  |
| Green, Ernie    | 3  | 6  | 0 | 0 | 0/0   | 0 | 0 | 0/0   | 0 | 54  |
| Warfield, Paul  | 0  | 5  | 1 | 0 | 0/0   | 0 | 0 | 0/0   | 0 | 36  |
| Morin, Mill     | 0  | 3  | 0 | 0 | 0/0   | 0 | 0 | 0/0   | 0 | 18  |
| Smith, Ralph    | 0  | 3  | 0 | 0 | 0/0   | 0 | 0 | 0/0   | 0 | 18  |
| McNeil, Clifton | 0  | 2  | 0 | 0 | 0/0   | 0 | 0 | 0/0   | 0 | 12  |
| Houston, Jim    | 0  | 1  | 0 | 0 | 1/1   | 0 | 0 | 0/0   | 0 | 7   |
| Glass, Bill     | 0  | 0  | 0 | 1 | 0/0   | 0 | 0 | 0/0   | 0 | 6   |
| Fichtner, Ross  | 0  | 0  | 0 | 1 | 0/0   | 0 | 0 | 0/0   | 0 | 6   |
| Team, Stat      | 0  | 0  | 0 | 0 | 0/1   | 0 | 0 | 0/0   | 0 | 0   |
| Browns          | 18 | 33 | 1 | 2 | 52/54 | 0 | 0 | 9/23  | 0 | 403 |
| Opponents       | 12 | 14 | 3 | 0 | 28/29 | 0 | 0 | 19/28 | 0 | 259 |

| RUSHING           | NO  | YDS   | AVG  | LG  | TD  |
|-------------------|-----|-------|------|-----|-----|
| Kelly, Leroy      | 209 | 1,141 | 5.5  | 70† | 15* |
| Green, Ernie      | 144 | 750   | 5.2  | 35  | 3   |
| Ryan, Frank       | 36  | 156   | 4.3  | 17  | 0   |
| Harraway, Charley | 7   | 40    | 5.7  | 18  | 0   |
| Schultz, Randy    | 7   | 32    | 4.6  | 20  | 0   |
| Pietrosante, Nick | 7   | 20    | 2.9  | 8   | 0   |
| Ninowski, Jim     | 3   | -11   | -3.7 | 4   | 0   |
| Collins, Gary     | 2   | 38    | 19.0 | 36  | 0   |
| Browns            | 415 | 2,166 | 5.2  | 70† | 18  |
| Opponents         | 450 | 1,894 | 4.2  | 37  | 12  |

| RECEIVING         | NO  | YDS   | AVG  | LG  | TD |
|-------------------|-----|-------|------|-----|----|
| Collins, Gary     | 56  | 946   | 16.9 | 54  | 12 |
| Green, Ernie      | 45  | 445   | 9.9  | 31† | 6  |
| Warfield, Paul    | 36  | 741   | 20.6 | 51  | 5  |
| Kelly, Leroy      | 32  | 366   | 11.4 | 40  | 1  |
| Morin, Mill       | 23  | 333   | 14.5 | 32  | 3  |
| Smith, Ralph      | 13  | 183   | 14.1 | 28  | 3  |
| McNeil, Clifton   | 2   | 94    | 47.0 | 50† | 2  |
| Roberts, Walter   | 2   | 19    | 9.5  | 10  | 0  |
| Pietrosante, Nick | 1   | 12    | 12.0 | 12  | 0  |
| Houston, Jim      | 1   | 10    | 10.0 | 10† | 1  |
| Costello, Vince   | 1   | -7    | -7.0 | -7  | 0  |
| Browns            | 212 | 3,142 | 14.8 | 54  | 33 |
| Opponents         | 221 | 2,650 | 12.0 | 58† | 14 |

| INTERCEPTIONS     | NO | YDS | AVG  | LG | TD |
|-------------------|----|-----|------|----|----|
| Fichtner, Ross    | 8  | 152 | 19.0 | 58 | 1  |
| Howell, Mike      | 8  | 62  | 7.8  | 29 | 0  |
| Barnes, Erich     | 4  | 128 | 32.0 | 54 | 0  |
| Kellermann, Ernie | 3  | 23  | 7.7  | 12 | 0  |
| Houston, Jim      | 2  | 27  | 13.5 | 21 | 0  |
| Parrish, Bernie   | 1  | 16  | 16.0 | 16 | 0  |
| Wiggin, Paul      | 1  | 0   | 0.0  | 0  | 0  |
| Brewer, Johnny    | 1  | 0   | 0.0  | 0  | 0  |
| Costello, Vince   | 1  | 0   | 0.0  | 0  | 0  |
| Beach, Walter     | 1  | 0   | 0.0  | 0  | 0  |
| Browns            | 30 | 408 | 13.6 | 58 | 1  |
| Opponents         | 15 | 68  | 4.5  | 27 | 0  |

| PUNTING       | NO | YDS   | AVG  | IN20 | TB | LG | BLK |
|---------------|----|-------|------|------|----|----|-----|
| Collins, Gary | 57 | 2,223 | 39.0 | 0    | 6  | 60 | 0   |
| Browns        | 57 | 2,223 | 39.0 | 0    | 6  | 60 | 0   |
| Opponents     | 56 | 2,224 | 39.7 | 0    | 2  | 56 | 0   |

| PUNT RETURNS    | NO | FC | YDS | AVG | LG | TD |
|-----------------|----|----|-----|-----|----|----|
| Kelly, Leroy    | 13 | 6  | 104 | 8.0 | 52 | 0  |
| Roberts, Walter | 11 | 13 | 42  | 3.8 | 30 | 0  |
| Green, Ernie    | 0  | 2  | 0   | 0.0 | 0  | 0  |
| Browns          | 24 | 21 | 146 | 6.1 | 52 | 0  |
| Opponents       | 23 | 15 | 111 | 4.8 | 38 | 0  |

| KICKOFF RETURNS   | NO | YDS   | AVG  | LG  | TD |
|-------------------|----|-------|------|-----|----|
| Roberts, Walter   | 20 | 454   | 22.7 | 57  | 0  |
| Kelly, Leroy      | 19 | 403   | 21.2 | 49  | 0  |
| Harraway, Charley | 9  | 193   | 21.4 | 33  | 0  |
| Schultz, Randy    | 3  | 52    | 17.3 | 23  | 0  |
| Pietrosante, Nick | 2  | 9     | 4.5  | 8   | 0  |
| Smith, Ralph      | 1  | 0     | 0.0  | 0   | 0  |
| Browns            | 54 | 1,111 | 20.6 | 57  | 0  |
| Opponents         | 68 | 1,501 | 22.1 | 94† | 2  |

| FIELD GOALS | 1-19 | 20-29 | 30-39 | 40-49 | 50+ | TOT   |
|-------------|------|-------|-------|-------|-----|-------|
| Groza, Lou  | 0/1  | 2/6   | 4/8   | 3/8   | 0/0 | 9/23  |
| Browns      | 0/1  | 2/6   | 4/8   | 3/8   | 0/0 | 9/23  |
| Opponents   | 7/7  | 5/8   | 5/8   | 2/4   | 0/1 | 19/28 |

# 1967 (9-5)

COACH: Blanton Collier

## 1967 USUAL STARTING LINEUPS

### OFFENSE

|    |    |                     |
|----|----|---------------------|
| WR | 42 | Paul Warfield       |
| LT | 77 | Dick Schafrath      |
| LG | 60 | John Wooten         |
| C  | 54 | Fred Hoaglin        |
| RG | 66 | Gene Hickerson      |
| RT | 73 | Monte Clark         |
|    | 65 | John DeMarie        |
| TE | 41 | Ralph Smith         |
| WR | 86 | Gary Collins        |
|    | 87 | Eppie Barney        |
| QB | 13 | F. Ryan, 15 G. Lane |
| RB | 44 | Leroy Kelly         |
| RB | 48 | Ernie Green         |
|    | 35 | Larry Conjar        |

### DEFENSE

|     |    |                           |
|-----|----|---------------------------|
| LDE | 84 | P. Wiggins, 80 B. Glass   |
| LDT | 71 | Walter Johnson            |
|     | 69 | Jim Kanicki               |
| RDT | 69 | Jim Kanicki               |
|     | 71 | Walter Johnson            |
| RDE | 80 | Bill Glass, 84 P. Wiggins |
| LLB | 82 | Jim Houston               |
|     | 56 | Bob Matheson              |
| MLB | 51 | D. Lindsey, 82 J. Houston |
| RLB | 83 | Johnny Brewer             |
|     | 52 | Billy Andrews             |
| LCB | 40 | E. Barnes, 28 B. Davis    |
| RCB | 34 | M. Howell, 40 E. Barnes   |
| LS  | 24 | Ernie Kellermann          |
|     | 20 | Ross Fichtner             |
| RS  | 20 | Ross Fichtner             |
|     | 24 | Ernie Kellermann          |

### RADIO ANNOUNCERS:

Gib Shanley, Jim Graner (WERE 1300 AM)

### TELEVISION ANNOUNCERS:

Frank Gleiber, Warren Lahr (WJW-Channel 8)

| DATE  | RESULT   | OPPONENT               | ATT    |
|-------|----------|------------------------|--------|
| 9/17  | L, 14-21 | Dallas Cowboys         | 81,039 |
| 9/24  | L, 14-31 | at Detroit Lions       | 57,383 |
| 10/1  | W, 42-7  | at New Orleans Saints  | 77,045 |
| 10/7  | W, 21-10 | Pittsburgh Steelers    | 82,949 |
| 10/15 | W, 20-16 | St. Louis Cardinals    | 77,813 |
| 10/22 | W, 24-0  | Chicago Bears          | 83,183 |
| 10/29 | L, 34-38 | at New York Giants     | 62,903 |
| 11/5  | W, 34-14 | at Pittsburgh Steelers | 47,131 |
| 11/12 | L, 7-55  | at Green Bay Packers   | 50,074 |
| 11/19 | W, 14-10 | Minnesota Vikings      | 68,431 |
| 11/26 | W, 42-37 | Washington Redskins    | 72,798 |
| 12/3  | W, 24-14 | New York Giants        | 78,594 |
| 12/10 | W, 20-16 | at St. Louis Cardinals | 47,782 |
| 12/17 | L, 24-28 | at Philadelphia Eagles | 60,658 |
|       |          | <b>PLAYOFF</b>         |        |
| 12/24 | L, 14-52 | at Dallas Cowboys      | 70,786 |
|       |          | <b>PLAYOFF BOWL</b>    |        |
| 1/7   | L, 6-30  | Los Angeles Rams       | 37,102 |

| TEAM STATISTICS      | BROWNS  | OPPONENT |     |     |    |     |
|----------------------|---------|----------|-----|-----|----|-----|
| Total First Downs    | 238     | 281      |     |     |    |     |
| Rushing              | 119     | 115      |     |     |    |     |
| Passing              | 102     | 153      |     |     |    |     |
| Penalty              | 17      | 13       |     |     |    |     |
| Total Net Yards      | 4,316   | 4,848    |     |     |    |     |
| Avg. Per Game        | 308.3   | 346.3    |     |     |    |     |
| Total Plays          | 821     | 956      |     |     |    |     |
| Avg. Per Play        | 5.3     | 5.1      |     |     |    |     |
| Net Yards Rushing    | 2,139   | 1,767    |     |     |    |     |
| Avg. Per Game        | 152.8   | 126.2    |     |     |    |     |
| Total Rushes         | 444     | 459      |     |     |    |     |
| Net Yards Passing    | 1,942   | 2,877    |     |     |    |     |
| Avg. Per Game        | 138.7   | 205.5    |     |     |    |     |
| Sacked/Yards Lost    | 44/372  | 44/354   |     |     |    |     |
| Gross Yards          | 2,314   | 3,231    |     |     |    |     |
| Attempts/Completions | 333/160 | 454/250  |     |     |    |     |
| Completion Pct.      | 48.0%   | 55.1%    |     |     |    |     |
| Had Intercepted      | 18      | 22       |     |     |    |     |
| Punts/Avg.           | 67/37.1 | 62/39.9  |     |     |    |     |
| Net Punting Avg.     | 67/36.0 | 62/34.2  |     |     |    |     |
| Penalties/Yards Lost | 72/773  | 57/655   |     |     |    |     |
| Fumbles/Ball Lost    | 24/17   | 29/14    |     |     |    |     |
| Touchdowns           | 43      | 37       |     |     |    |     |
| Rushing              | 15      | 15       |     |     |    |     |
| Passing              | 22      | 19       |     |     |    |     |
| Returns              | 6       | 3        |     |     |    |     |
| SCORE BY PERIODS     | 1ST     | 2ND      | 3RD | 4TH | OT | TOT |
| Browns               | 93      | 83       | 72  | 86  | 0  | 334 |
| Opponents            | 55      | 101      | 66  | 75  | 0  | 297 |

| SCORING         | RU | PA | ST | DF | PAT   | 2RU | 2PA | FG    | SAF | TP  |
|-----------------|----|----|----|----|-------|-----|-----|-------|-----|-----|
| Kelly, Leroy    | 11 | 2  | 0  | 0  | 0/0   | 0   | 0   | 0/0   | 0   | 78  |
| Groza, Lou      | 0  | 0  | 0  | 0  | 43/43 | 0   | 0   | 11/23 | 0   | 76  |
| Warfield, Paul  | 0  | 8  | 0  | 0  | 0/0   | 0   | 0   | 0/0   | 0   | 48  |
| Collins, Gary   | 0  | 7  | 0  | 0  | 0/0   | 0   | 0   | 0/0   | 0   | 42  |
| Green, Ernie    | 4  | 2  | 0  | 0  | 0/0   | 0   | 0   | 0/0   | 0   | 36  |
| McNeil, Clifton | 0  | 2  | 0  | 0  | 0/0   | 0   | 0   | 0/0   | 0   | 12  |
| Houston, Jim    | 0  | 0  | 2  | 0  | 0/0   | 0   | 0   | 0/0   | 0   | 12  |
| Smith, Ralph    | 0  | 1  | 0  | 1  | 0/0   | 0   | 0   | 0/0   | 0   | 12  |
| Brewer, J.      | 0  | 0  | 1  | 0  | 0/0   | 0   | 0   | 0/0   | 0   | 6   |
| Davis, Ben      | 0  | 0  | 1  | 0  | 0/0   | 0   | 0   | 0/0   | 0   | 6   |
| Ward, Carl      | 0  | 0  | 1  | 0  | 0/0   | 0   | 0   | 0/0   | 0   | 6   |
| Browns          | 15 | 22 | 2  | 4  | 43/43 | 0   | 0   | 11/23 | 0   | 334 |
| Opponents       | 15 | 19 | 3  | 0  | 36/37 | 0   | 0   | 13/25 | 0   | 297 |

| RUSHING           | NO  | YDS    | AVG  | LG  | TD |
|-------------------|-----|--------|------|-----|----|
| Kelly, Leroy      | 235 | 1,205* | 5.1  | 42t | 11 |
| Green, Ernie      | 145 | 710    | 4.9  | 59t | 4  |
| Ryan, Frank       | 22  | 57     | 2.6  | 12  | 0  |
| Conjar, Larry     | 20  | 78     | 3.9  | 16  | 0  |
| Pietrosante, Nick | 10  | 73     | 7.3  | 31  | 0  |
| Harraway, Charley | 5   | -4     | -0.8 | 2   | 0  |
| Lane, Gary        | 2   | 21     | 10.5 | 12  | 0  |
| Warfield, Paul    | 2   | 10     | 5.0  | 18  | 0  |
| Shiner, Dick      | 2   | -7     | -3.5 | -3  | 0  |
| Collins, Gary     | 1   | 6      | 6.0  | 6   | 0  |
| Browns            | 444 | 2,149  | 4.8  | 59t | 15 |
| Opponents         | 459 | 1,767  | 3.8  | 37  | 15 |

| RECEIVING         | NO  | YDS   | AVG  | LG  | TD |
|-------------------|-----|-------|------|-----|----|
| Green, Ernie      | 39  | 369   | 9.5  | 41t | 2  |
| Warfield, Paul    | 32  | 702   | 21.9 | 49t | 8  |
| Collins, Gary     | 32  | 500   | 15.6 | 33  | 7  |
| Kelly, Leroy      | 20  | 282   | 14.1 | 48  | 2  |
| Smith, Ralph      | 14  | 211   | 15.1 | 49t | 1  |
| Morin, Milt       | 7   | 90    | 12.9 | 21  | 0  |
| Conjar, Larry     | 6   | 68    | 11.3 | 27  | 0  |
| Pietrosante, Nick | 6   | 56    | 9.3  | 23  | 0  |
| McNeil, Clifton   | 3   | 33    | 11.0 | 23  | 2  |
| Barney, Eppie     | 1   | 3     | 3.0  | 3   | 0  |
| Browns            | 160 | 2,314 | 14.5 | 49t | 22 |
| Opponents         | 250 | 3,231 | 12.9 | 60t | 19 |

| INTERCEPTIONS     | NO | YDS | AVG  | LG  | TD |
|-------------------|----|-----|------|-----|----|
| Fichtner, Ross    | 4  | 113 | 28.3 | 88  | 0  |
| Barnes, Erich     | 4  | 47  | 11.8 | 40  | 0  |
| Houston, Jim      | 3  | 97  | 32.3 | 79t | 2  |
| Howell, Mike      | 3  | 20  | 6.7  | 20  | 0  |
| Brewer, Johnny    | 2  | 75  | 37.5 | 70t | 1  |
| Davis, Ben        | 1  | 9   | 9.0  | 9   | 0  |
| Kellermann, Ernie | 1  | 9   | 9.0  | 9   | 0  |
| Lindsey, Dale     | 1  | 5   | 5.0  | 5   | 0  |
| Glass, Bill       | 1  | 0   | 0.0  | 0   | 0  |
| Matheson, Bob     | 1  | 0   | 0.0  | 0   | 0  |
| Ward, Carl        | 1  | 0   | 0.0  | 0   | 0  |
| Browns            | 22 | 375 | 17.0 | 88  | 3  |
| Opponents         | 18 | 290 | 16.1 | 42  | 1  |

| PUNTING       | NO | YDS   | AVG  | IN20 | TB | LG | BLK |
|---------------|----|-------|------|------|----|----|-----|
| Collins, Gary | 57 | 2,078 | 36.5 | 0    | 2  | 52 | 2   |
| Kelly, Leroy  | 10 | 407   | 40.7 | 0    | 0  | 51 | 0   |
| Browns        | 67 | 2,485 | 37.1 | 0    | 2  | 52 | 2   |
| Opponents     | 62 | 2,475 | 39.9 | 0    | 2  | 57 | 0   |

| PUNT RETURNS      | NO | FC | YDS | AVG   | LG  | TD |
|-------------------|----|----|-----|-------|-----|----|
| Davis, Ben        | 18 | 7  | 229 | 12.7* | 52t | 1  |
| Ward, Carl        | 6  | 3  | 62  | 10.3  | 24  | 0  |
| Kelly, Leroy      | 9  | 4  | 59  | 6.6   | 32  | 0  |
| Harraway, Charley | 1  | 0  | 7   | 7.0   | 7   | 0  |
| Youngblood, G.    | 1  | 0  | 0   | 0.0   | 0   | 0  |
| Browns            | 35 | 14 | 357 | 10.2  | 52t | 1  |
| Opponents         | 29 | 21 | 70  | 2.4   | 12  | 0  |

| KICKOFF RETURNS | NO | YDS   | AVG  | LG   | TD |
|-----------------|----|-------|------|------|----|
| Davis, Ben      | 27 | 708   | 26.2 | 63   | 0  |
| Ward, Carl      | 22 | 546   | 24.8 | 104t | 1  |
| Kelly, Leroy    | 5  | 131   | 26.2 | 32   | 0  |
| Barney, Eppie   | 1  | 11    | 11.0 | 11   | 0  |
| Browns          | 55 | 1,396 | 25.4 | 104t | 1  |
| Opponents       | 59 | 1,288 | 21.8 | 87t  | 2  |

| FIELD GOALS | 1-19 | 20-29 | 30-39 | 40-49 | 50+ | TOT   |
|-------------|------|-------|-------|-------|-----|-------|
| Groza, Lou  | 2/2  | 2/5   | 6/8   | 1/7   | 0/1 | 11/23 |
| Browns      | 2/2  | 2/5   | 6/8   | 1/7   | 0/1 | 11/23 |
| Opponents   | 2/2  | 5/6   | 2/5   | 4/9   | 0/3 | 13/25 |

| PASSING      | ATT | CMP | YDS   | PCT  | AV/AT | TD | TD% | INT | INT% | LG  | TKLD   | RATING |
|--------------|-----|-----|-------|------|-------|----|-----|-----|------|-----|--------|--------|
| Ryan, Frank  | 280 | 136 | 2,026 | 48.6 | 7.24  | 20 | 7.1 | 16  | 5.7  | 49t | 38/318 | 72.7   |
| Lane, Gary   | 43  | 21  | 254   | 48.8 | 5.91  | 2  | 4.7 | 1   | 2.3  | 23  | 4/30   | 73.2   |
| Shiner, Dick | 9   | 3   | 34    | 33.3 | 3.78  | 0  | 0.0 | 1   | 11.1 | 21  | 2/24   | 6.0    |
| Kelly, Leroy | 1   | 0   | 0     | 0.0  | 0.00  | 0  | 0.0 | 0   | 0.0  | 0   | 0/0    | 39.6   |
| Browns       | 333 | 160 | 2,314 | 48.0 | 6.95  | 22 | 6.6 | 18  | 5.4  | 49t | 44/372 | 70.6   |
| Opponents    | 454 | 250 | 3,231 | 55.1 | 7.12  | 19 | 4.2 | 22  | 4.8  | 60t | 44/354 | 71.4   |

\* Led NFL

STAFF PLAYERS 2015 SEASON HISTORY RECORDS GAME DAY

# 1968 (10-4)

COACH: Blanton Collier

## 1968 USUAL STARTING LINEUPS

### OFFENSE

|    |    |                       |
|----|----|-----------------------|
| WR | 42 | Paul Warfield         |
| LT | 77 | Dick Schafrath        |
| LG | 65 | John DeMarie          |
| C  | 54 | Fred Hoaglin          |
| RG | 66 | Gene Hickerson        |
| RT | 73 | Monte Clark           |
| TE | 89 | Mill Morin            |
| WR | 87 | Eppie Barney          |
|    | 86 | Gary Collins          |
| QB | 16 | B. Nelsen, 13 F. Ryan |
| RB | 44 | Leroy Kelly           |
| RB | 48 | Ernie Green           |
|    | 31 | Charley Harraway      |

### DEFENSE

|     |    |                  |
|-----|----|------------------|
| LDE | 88 | Ron Sridow       |
|     | 81 | Jack Gregory     |
| LDT | 71 | Walter Johnson   |
| RDT | 69 | Jim Kanick       |
|     | 84 | Marvin Upshaw    |
| RDE | 80 | Bill Glass       |
|     | 81 | Jack Gregory     |
| LLB | 82 | Jim Houston      |
| MLB | 56 | Bob Matheson     |
| RLB | 51 | Dale Lindsey     |
|     | 50 | John Garlington  |
| LCB | 40 | Erich Barnes     |
| RCB | 28 | Ben Davis        |
| LS  | 24 | Ernie Kellermann |
|     | 34 | Mike Howell      |
| RS  | 34 | Mike Howell      |
|     | 24 | Ernie Kellermann |

### RADIO ANNOUNCERS:

Gib Shanley, Jim Graner (WHK 1420 AM)

| DATE  | RESULT   | OPPONENT               | ATT     |
|-------|----------|------------------------|---------|
| 9/15  | W, 24-10 | at New Orleans Saints  | 74, 215 |
| 9/22  | L, 7-28  | at Dallas Cowboys      | 68, 733 |
| 9/29  | L, 6-24  | Los Angeles Rams       | 82, 514 |
| 10/5  | W, 31-24 | Pittsburgh Steelers    | 81, 865 |
| 10/13 | L, 21-27 | St. Louis Cardinals    | 79, 349 |
| 10/20 | W, 30-20 | at Baltimore Colts     | 60, 238 |
| 10/27 | W, 30-7  | Atlanta Falcons        | 67, 723 |
| 11/3  | W, 33-21 | at San Francisco 49ers | 31, 359 |
| 11/10 | W, 35-17 | New Orleans Saints     | 71, 025 |
| 11/17 | W, 45-24 | at Pittsburgh Steelers | 41, 572 |
| 11/24 | W, 47-13 | Philadelphia Eagles    | 62, 338 |
| 12/1  | W, 45-10 | New York Giants        | 83, 193 |
| 12/8  | W, 24-21 | at Washington Redskins | 50, 661 |
| 12/14 | L, 16-27 | at St. Louis Cardinals | 39, 746 |

### PLAYOFF

|                  |          |                 |         |
|------------------|----------|-----------------|---------|
| 12/21            | W, 31-20 | Dallas Cowboys  | 81, 497 |
| NFL CHAMPIONSHIP |          |                 |         |
| 12/29            | L, 0-34  | Baltimore Colts | 80, 628 |

### TEAM STATISTICS

|                      | BROWNS  | OPPONENT |
|----------------------|---------|----------|
| Total First Downs    | 248     | 259      |
| Rushing              | 104     | 110      |
| Passing              | 123     | 130      |
| Penalty              | 21      | 19       |
| Total Net Yards      | 4,861   | 4,208    |
| Avg. Per Game        | 347.2   | 300.6    |
| Total Plays          | 831     | 888      |
| Avg. Per Play        | 5.8     | 4.7      |
| Net Yards Rushing    | 2,031   | 1,842    |
| Avg. Per Game        | 145.1   | 131.6    |
| Total Rushes         | 447     | 423      |
| Net Yards Passing    | 2,834   | 2,248    |
| Avg. Per Game        | 202.4   | 160.6    |
| Sacked/Yards Lost    | 21/181  | 26/199   |
| Gross Yards          | 3,015   | 2,447    |
| Attempts/Completions | 363/184 | 439/213  |
| Completion Pct.      | 50.7%   | 48.5%    |
| Had Intercepted      | 16      | 32       |
| Punts/Avg.           | 63/37.3 | 60/39.9  |
| Net Punting Avg.     | 63/35.4 | 60/38.3  |
| Penalties/Yards Lost | 74/851  | 61/620   |
| Fumbles/Ball Lost    | 23/14   | 20/14    |
| Touchdowns           | 49      | 33       |
| Rushing              | 20      | 11       |
| Passing              | 27      | 19       |
| Returns              | 2       | 3        |

### SCORE BY PERIODS

|           | 1ST | 2ND | 3RD | 4TH | OT | TOT |
|-----------|-----|-----|-----|-----|----|-----|
| Browns    | 51  | 134 | 97  | 112 | 0  | 394 |
| Opponents | 50  | 84  | 41  | 98  | 0  | 273 |

### SCORING

|                | RU | PA | ST | DF | PAT | 2RU   | 2PA | FG | SAF | TP    |
|----------------|----|----|----|----|-----|-------|-----|----|-----|-------|
| Kelly, Leroy   | 16 | 4  | 0  | 0  | 0   | 0     | 0   | 0  | 0   | 120*  |
| Cockroft, Don  | 0  | 0  | 0  | 0  | 0   | 46/48 | 0   | 0  | 0   | 18/24 |
| Warfield, Paul | 0  | 12 | 0  | 0  | 0   | 0     | 0   | 0  | 0   | 72    |
| Morin, Mill    | 0  | 5  | 0  | 0  | 0   | 0     | 0   | 0  | 0   | 30    |
| Barney, Eppie  | 1  | 1  | 0  | 0  | 0   | 0     | 0   | 0  | 0   | 12    |
| Green, Ernie   | 0  | 2  | 0  | 0  | 0   | 0     | 0   | 0  | 0   | 12    |

| PASSING      | ATT | CMP | YDS   | PCT  | AV/AT | TD | TD%  | INT | INT% | LG   | TKLD   | RATING |
|--------------|-----|-----|-------|------|-------|----|------|-----|------|------|--------|--------|
| Nelsen, Bill | 293 | 152 | 2,366 | 51.9 | 8.08  | 19 | 6.5  | 10  | 3.4  | 87   | 11/102 | 86.4   |
| Ryan, Frank  | 66  | 31  | 627   | 47.0 | 9.50  | 7  | 10.6 | 6   | 9.1  | 57/1 | 10/79  | 78.3   |
| Kelly, Leroy | 4   | 1   | 34    | 25.0 | 8.50  | 1  | 25.0 | 0   | 0.0  | 34/1 | 0/0    | 102.1  |
| Browns       | 363 | 184 | 3,027 | 50.7 | 8.34  | 27 | 7.4  | 16  | 4.4  | 87   | 21/181 | 85.5   |
| Opponents    | 439 | 213 | 2,447 | 48.5 | 5.57  | 19 | 4.3  | 32  | 7.3  | 56   | 26/199 | 49.8   |

\* Led NFL

|                   |    |    |   |   |       |   |   |   |   |       |   |     |
|-------------------|----|----|---|---|-------|---|---|---|---|-------|---|-----|
| Morrison, Reece   | 1  | 1  | 0 | 0 | 0/0   | 0 | 0 | 0 | 0 | 0     | 0 | 12  |
| Glass, Bill       | 0  | 0  | 0 | 1 | 0/0   | 0 | 0 | 0 | 0 | 0     | 0 | 6   |
| Barnes, Erich     | 0  | 0  | 0 | 1 | 0/0   | 0 | 0 | 0 | 0 | 0     | 0 | 6   |
| Harraway, Charley | 0  | 1  | 0 | 0 | 0/0   | 0 | 0 | 0 | 0 | 0     | 0 | 6   |
| McDonald, Tommy   | 0  | 1  | 0 | 0 | 0/0   | 0 | 0 | 0 | 0 | 0     | 0 | 6   |
| Leigh, Charles    | 1  | 0  | 0 | 0 | 0/0   | 0 | 0 | 0 | 0 | 0     | 0 | 6   |
| Nelsen, Bill      | 1  | 0  | 0 | 0 | 0/0   | 0 | 0 | 0 | 0 | 0     | 0 | 6   |
| Browns            | 20 | 27 | 0 | 2 | 46/48 | 0 | 0 | 0 | 0 | 18/24 | 0 | 394 |
| Opponents         | 11 | 19 | 3 | 0 | 33/33 | 0 | 0 | 0 | 0 | 14/26 | 0 | 273 |

### RUSHING

|                   | NO  | YDS    | AVG  | LG  | TD  |
|-------------------|-----|--------|------|-----|-----|
| Kelly, Leroy      | 248 | 1,239* | 5.0  | 65  | 16* |
| Harraway, Charley | 91  | 334    | 3.7  | 23  | 0   |
| Green, Ernie      | 41  | 152    | 3.7  | 14  | 0   |
| Leigh, Charles    | 23  | 144    | 6.3  | 20t | 1   |
| Morrison, Reece   | 18  | 39     | 2.2  | 11  | 1   |
| Nelsen, Bill      | 13  | 30     | 2.3  | 18  | 1   |
| Ryan, Frank       | 11  | 64     | 5.8  | 19  | 0   |
| Smith, Ralph      | 1   | 13     | 13.0 | 13  | 0   |
| Morin, Mill       | 1   | 8      | 8.0  | 8   | 0   |
| Barney, Eppie     | 0   | 8      | 0.0  | 8t  | 1   |
| Browns            | 447 | 2,031  | 4.5  | 65  | 20  |
| Opponents         | 423 | 1,842  | 4.4  | 44  | 11  |

### RECEIVING

|                   | NO  | YDS   | AVG   | LG  | TD |
|-------------------|-----|-------|-------|-----|----|
| Warfield, Paul    | 50  | 1,067 | 21.3  | 65t | 12 |
| Morin, Mill       | 43  | 792   | 18.4  | 87  | 5  |
| Kelly, Leroy      | 22  | 297   | 13.5  | 68t | 4  |
| Barney, Eppie     | 18  | 189   | 10.5  | 18  | 1  |
| Green, Ernie      | 16  | 142   | 8.9   | 62t | 2  |
| Harraway, Charley | 12  | 162   | 13.5  | 63  | 1  |
| Collins, Gary     | 9   | 230   | 25.6  | 39  | 0  |
| McDonald, Tommy   | 7   | 113   | 16.1  | 42  | 1  |
| Leigh, Charles    | 3   | -4    | -1.3  | 4   | 0  |
| Morrison, Reece   | 2   | -40   | -20.0 | 29t | 1  |
| Smith, Ralph      | 2   | 11    | 5.5   | 7   | 0  |
| Browns            | 184 | 3,039 | 16.5  | 87  | 27 |
| Opponents         | 213 | 2,447 | 11.5  | 56  | 19 |

### INTERCEPTIONS

|                   | NO | YDS | AVG  | LG  | TD |
|-------------------|----|-----|------|-----|----|
| Davis, Ben        | 8  | 162 | 20.3 | 44  | 0  |
| Howell, Mike      | 6  | 55  | 9.2  | 24  | 0  |
| Kellermann, Ernie | 6  | 29  | 4.8  | 12  | 0  |
| Barnes, Erich     | 3  | 64  | 21.3 | 40t | 1  |
| Houston, Jim      | 3  | 11  | 3.7  | 7   | 0  |
| Matheson, Bob     | 2  | 44  | 22.0 | 30  | 0  |
| Glass, Bill       | 2  | 21  | 10.5 | 17t | 1  |
| Lindsey, Dale     | 1  | 0   | 0.0  | 0   | 0  |
| Garlington, John  | 1  | 0   | 0.0  | 0   | 0  |
| Browns            | 32 | 386 | 12.1 | 44  | 2  |
| Opponents         | 16 | 152 | 9.5  | 40  | 1  |

### PUNTING

|               | NO | YDS   | AVG  | IN20 | TB | LG | BLK |
|---------------|----|-------|------|------|----|----|-----|
| Cockroft, Don | 61 | 2,297 | 37.7 | 0    | 1  | 59 | 0   |
| Collins, Gary | 2  | 52    | 26.0 | 0    | 0  | 28 | 0   |
| Browns        | 63 | 2,349 | 37.3 | 0    | 1  | 59 | 0   |
| Opponents     | 60 | 2,392 | 39.9 | 0    | 4  | 70 | 0   |

### PUNT RETURNS

|                 | NO | FC | YDS | AVG | LG | TD |
|-----------------|----|----|-----|-----|----|----|
| Leigh, Charles  | 14 | 2  | 76  | 5.4 | 29 | 0  |
| Davis, Ben      | 9  | 8  | 11  | 1.2 | 9  | 0  |
| Kelly, Leroy    | 1  | 0  | 9   | 9.0 | 9  | 0  |
| Copeland, Jim   | 0  | 0  | 0   | 0.0 | 0  | 0  |
| McDonald, Tommy | 0  | 1  | 0   | 0.0 | 0  | 0  |
| Browns          | 24 | 11 | 96  | 4.0 | 29 | 0  |
| Opponents       | 21 | 26 | 120 | 5.7 | 17 | 0  |

### KICKOFF RETURNS

|                  | NO | YDS   | AVG  | LG | TD |
|------------------|----|-------|------|----|----|
| Leigh, Charles   | 14 | 322   | 23.0 | 41 | 0  |
| Ward, Carl       | 13 | 236   | 18.2 | 35 | 0  |
| James, Nathaniel | 8  | 166   | 20.8 | 43 | 0  |
| Davis, Ben       | 8  | 152   | 19.0 | 33 | 0  |
| Morrison, Reece  | 4  | 85    | 21.3 | 33 | 0  |
| Kelly, Leroy     | 1  | 10    | 10.0 | 10 | 0  |
| Smith, Ralph     | 1  | 3     | 3.0  | 3  | 0  |
| Houston, Jim     | 1  | 0     | 0.0  | 0  | 0  |
| Copeland, Jim    | 1  | 0     | 0.0  | 0  | 0  |
| Andrews, Billy   | 1  | 0     | 0.0  | 0  | 0  |
| Barnes, Erich    | 1  | 0     | 0.0  | 0  | 0  |
| Howell, Mike     | 1  | 0     | 0.0  | 0  | 0  |
| Browns           | 54 | 974   | 18.0 | 43 | 0  |
| Opponents        | 64 | 1,412 | 22.1 | 80 | 0  |

### FIELD GOALS

|               | 1-19 | 20-29 | 30-39 | 40-49 | 50+ | TOT   |
|---------------|------|-------|-------|-------|-----|-------|
| Cockroft, Don | 6/6  | 7/7   | 2/4   | 2/6   | 1/1 | 18/24 |
| Browns        | 6/6  | 7/7   | 2/4   | 2/6   | 1/1 | 18/24 |
| Opponents     | 3/3  | 4/6   | 3/7   | 4/8   | 0/2 | 14/26 |

# 1969 (10-3-1)

COACH: Blanton Collier

## 1969 USUAL STARTING LINEUPS

| OFFENSE |                 | DEFENSE |                  |
|---------|-----------------|---------|------------------|
| WR 42   | Paul Warfield   | LDE 88  | Ron Snidow       |
| LT 77   | Dick Schafraath | LDT 71  | Walter Johnson   |
| LG 65   | John DeMarie    | RDT 84  | Marvin Upshaw    |
| C 54    | Fred Hoaglin    |         |                  |
| RG 66   | Gene Hickerson  | 69      | Jim Kanicki      |
| RT 73   | Monte Clark     | RDE 81  | Jack Gregory     |
| 62      | Joe Taffoni     | LLB 82  | Jim Houston      |
| TE 89   | Milt Morin      | MLB 51  | Dale Lindsey     |
| 83      | Chip Glass      | 56      | Bob Matheson     |
| WR 86   | Gary Collins    | RLB 50  | John Garlington  |
| QB 16   | Bill Nelsen     | 51      | Dale Lindsey     |
| RB 44   | Leroy Kelly     | LCB 40  | Erich Barnes     |
| 26      | Reece Morrison  | RCB 29  | Walt Sumner      |
| RB 30   | Ron Johnson     | LS 24   | Ernie Kellermann |
| 35      | Bo Scott        | 20      | Fred Summers     |
|         |                 | RS 34   | Mike Howell      |

RADIO ANNOUNCERS:  
 Gib Shanley, Jim Graner (WHK 1420 AM)

| DATE  | RESULT   | OPPONENT                | ATT    |
|-------|----------|-------------------------|--------|
| 9/21  | W, 27-20 | at Philadelphia Eagles  | 60,658 |
| 9/28  | W, 27-23 | Washington Redskins     | 82,581 |
| 10/5  | L, 21-28 | Detroit Lions           | 82,933 |
| 10/12 | W, 27-17 | at New Orleans Saints   | 71,274 |
| 10/18 | W, 42-31 | Pittsburgh Steelers     | 84,078 |
| 10/26 | T, 21-21 | St. Louis Cardinals     | 81,186 |
| 11/2  | W, 42-10 | Dallas Cowboys          | 84,850 |
| 11/9  | L, 3-51  | at Minnesota Vikings    | 47,700 |
| 11/16 | W, 24-3  | at Pittsburgh Steelers  | 47,670 |
| 11/23 | W, 28-17 | New York Giants         | 80,595 |
| 11/30 | W, 28-24 | at Chicago Bears        | 45,050 |
| 12/7  | W, 20-7  | Green Bay Packers       | 82,137 |
| 12/14 | W, 27-21 | at St. Louis Cardinals  | 44,924 |
| 12/21 | L, 14-27 | at New York Giants      | 62,966 |
|       |          | <b>PLAYOFF</b>          |        |
| 12/28 | W, 38-14 | at Dallas Cowboys       | 69,321 |
|       |          | <b>NFL CHAMPIONSHIP</b> |        |
| 1/4   | L, 7-27  | at Minnesota Vikings    | 47,900 |

| TEAM STATISTICS      | BROWNS  | OPPONENT |
|----------------------|---------|----------|
| Total First Downs    | 250     | 257      |
| Rushing              | 97      | 120      |
| Passing              | 138     | 121      |
| Penalty              | 15      | 16       |
| Total Net Yards      | 4,428   | 4,420    |
| Avg. Per Game        | 316.3   | 315.7    |
| Total Plays          | 845     | 841      |
| Avg. Per Play        | 5.2     | 5.3      |
| Net Yards Rushing    | 1,788   | 1,956    |
| Avg. Per Game        | 127.7   | 139.7    |
| Total Rushes         | 447     | 417      |
| Net Yards Passing    | 2,640   | 2,464    |
| Avg. Per Game        | 188.6   | 176.0    |
| Sacked/Yards Lost    | 20/190  | 37/323   |
| Gross Yards          | 2,830   | 2,787    |
| Attempts/Completions | 378/199 | 387/202  |
| Completion Pct.      | 52.6%   | 52.2%    |
| Had Intercepted      | 21      | 19       |
| Punts/Avg.           | 60/37.5 | 64/40.5  |
| Net Punting Avg.     | 60/36.3 | 64/37.9  |
| Penalties/Yards Lost | 58/603  | 72/746   |
| Fumbles/Ball Lost    | 25/14   | 32/22    |
| Touchdowns           | 45      | 38       |
| Rushing              | 17      | 18       |
| Passing              | 24      | 19       |
| Returns              | 4       | 1        |

| SCORE BY PERIODS | 1ST | 2ND | 3RD | 4TH | OT | TOT |
|------------------|-----|-----|-----|-----|----|-----|
| Browns           | 77  | 117 | 70  | 87  | 0  | 351 |
| Opponents        | 41  | 91  | 38  | 130 | 0  | 300 |

| SCORING        | RU | PA | ST | DF | PAT   | 2RU | 2PA | FG    | SAF | TP |
|----------------|----|----|----|----|-------|-----|-----|-------|-----|----|
| Cockroft, Don  | 0  | 0  | 0  | 0  | 45/45 | 0   | 0   | 12/23 | 0   | 81 |
| Collins, Gary  | 0  | 11 | 0  | 0  | 0/0   | 0   | 0   | 0/0   | 0   | 66 |
| Kelly, Leroy   | 9  | 1  | 0  | 0  | 0/0   | 0   | 0   | 0/0   | 0   | 60 |
| Warfield, Paul | 0  | 10 | 0  | 0  | 0/0   | 0   | 0   | 0/0   | 0   | 60 |

| PASSING         | ATT | CMP | YDS   | PCT   | AV/AT | TD | TD%  | INT | INT% | LG   | TKLD   | RATING |
|-----------------|-----|-----|-------|-------|-------|----|------|-----|------|------|--------|--------|
| Nelsen, Bill    | 352 | 190 | 2,743 | 54.0  | 7.79  | 23 | 6.5  | 19  | 5.4  | 821  | 17/164 | 78.8   |
| Kelly, Leroy    | 5   | 1   | 36    | 20.0  | 7.20  | 1  | 20.0 | 0   | 0.0  | 36/1 | 0/0    | 96.7   |
| Rhyme, Jerry    | 19  | 7   | 35    | 36.8  | 1.84  | 0  | 0.0  | 2   | 10.5 | 22   | 3/26   | 5.7    |
| Morrison, Reece | 1   | 1   | 16    | 100.0 | 16.00 | 0  | 0.0  | 0   | 0.0  | 16   | 0/0    | 118.8  |
| Johnson, Ron    | 1   | 0   | 0     | 0.0   | 0.00  | 0  | 0.0  | 0   | 0.0  | 0    | 0/0    | 39.6   |
| Browns          | 378 | 199 | 2,830 | 52.6  | 7.49  | 24 | 6.3  | 21  | 5.6  | 821  | 20/190 | 75.2   |
| Opponents       | 387 | 202 | 2,787 | 52.2  | 7.20  | 19 | 4.9  | 19  | 4.9  | 841  | 37/323 | 71.5   |

|                |    |    |   |   |       |   |   |   |     |       |    |     |
|----------------|----|----|---|---|-------|---|---|---|-----|-------|----|-----|
| Johnson, Ron   | 7  | 0  | 0 | 0 | 0/0   | 0 | 0 | 0 | 0/0 | 0     | 42 |     |
| Glass, Chip    | 0  | 2  | 0 | 0 | 0/0   | 0 | 0 | 0 | 0/0 | 0     | 12 |     |
| Johnson, W.    | 0  | 0  | 0 | 1 | 0/0   | 0 | 0 | 0 | 0/0 | 0     | 6  |     |
| Barnes, Erich  | 0  | 0  | 0 | 1 | 0/0   | 0 | 0 | 0 | 0/0 | 0     | 6  |     |
| Sumner, Walt   | 0  | 0  | 0 | 1 | 0/0   | 0 | 0 | 0 | 0/0 | 0     | 6  |     |
| Morrison, R.   | 1  | 0  | 0 | 0 | 0/0   | 0 | 0 | 0 | 0/0 | 0     | 6  |     |
| Kellermann, E. | 0  | 0  | 0 | 1 | 0/0   | 0 | 0 | 0 | 0/0 | 0     | 6  |     |
| Browns         | 17 | 24 | 0 | 4 | 45/45 | 0 | 0 | 0 | 0   | 12/23 | 0  | 351 |
| Opponents      | 18 | 19 | 1 | 0 | 36/37 | 0 | 0 | 0 | 0   | 12/22 | 0  | 300 |

| RUSHING         | NO  | YDS   | AVG  | LG   | TD |
|-----------------|-----|-------|------|------|----|
| Kelly, Leroy    | 196 | 817   | 4.2  | 31   | 9  |
| Johnson, Ron    | 138 | 472   | 3.4  | 48/7 | 7  |
| Morrison, Reece | 59  | 300   | 5.1  | 54   | 1  |
| Scott, Bo       | 44  | 157   | 3.6  | 20   | 0  |
| Nelson, Bill    | 5   | -11   | -2.2 | 3    | 0  |
| Morin, Milt     | 2   | 30    | 15.0 | 22   | 0  |
| Warfield, Paul  | 2   | 23    | 11.5 | 16   | 0  |
| Rhyme, Jerry    | 1   | 0     | 0.0  | 0    | 0  |
| Browns          | 447 | 1,788 | 4.0  | 54   | 17 |
| Opponents       | 417 | 1,956 | 4.7  | 57   | 18 |

| RECEIVING       | NO  | YDS   | AVG  | LG    | TD |
|-----------------|-----|-------|------|-------|----|
| Collins, Gary   | 54  | 786   | 14.6 | 48/11 | 11 |
| Warfield, Paul  | 42  | 886   | 21.1 | 82/10 | 10 |
| Morin, Milt     | 37  | 495   | 13.4 | 35    | 0  |
| Johnson, Ron    | 24  | 164   | 6.8  | 18    | 0  |
| Kelly, Leroy    | 20  | 267   | 13.4 | 36    | 1  |
| Morrison, Reece | 6   | 71    | 11.8 | 26    | 0  |
| Scott, Bo       | 6   | 25    | 4.2  | 14    | 0  |
| Glass, Chip     | 4   | 91    | 22.8 | 40    | 2  |
| Jones, Dave     | 2   | 33    | 16.5 | 22    | 0  |
| Hooker, Fair    | 2   | 21    | 10.5 | 12    | 0  |
| Leigh, Charles  | 2   | -9    | -4.5 | 4     | 0  |
| Browns          | 199 | 2,830 | 14.2 | 82/1  | 24 |
| Opponents       | 202 | 2,787 | 13.8 | 84/1  | 19 |

| INTERCEPTIONS     | NO | YDS | AVG  | LG   | TD |
|-------------------|----|-----|------|------|----|
| Howell, Mike      | 6  | 21  | 3.5  | 11   | 0  |
| Sumner, Walt      | 4  | 82  | 20.5 | 40/1 | 1  |
| Kellermann, Ernie | 3  | 40  | 13.3 | 40/1 | 1  |
| Garlington, John  | 2  | 4   | 2.0  | 4    | 0  |
| Barnes, Erich     | 1  | 55  | 55.0 | 55/1 | 1  |
| Gregory, Jack     | 1  | 12  | 12.0 | 12   | 0  |
| Lindsey, Dale     | 1  | 3   | 3.0  | 3    | 0  |
| Upshaw, Marvin    | 1  | 0   | 0.0  | 0    | 0  |
| Browns            | 19 | 217 | 11.4 | 55/1 | 3  |
| Opponents         | 21 | 275 | 13.1 | 56   | 1  |

| PUNTING       | NO | YDS   | AVG  | IN20 | TB | LG | BLK |
|---------------|----|-------|------|------|----|----|-----|
| Cockroft, Don | 57 | 2,138 | 37.5 | 0    | 6  | 55 | 1   |
| Collins, Gary | 3  | 112   | 37.3 | 0    | 1  | 59 | 0   |
| Browns        | 60 | 2,250 | 37.5 | 0    | 7  | 59 | 1   |
| Opponents     | 64 | 2,593 | 40.5 | 0    | 0  | 58 | 0   |

| PUNT RETURNS    | NO | FC | YDS | AVG | LG | TD |
|-----------------|----|----|-----|-----|----|----|
| Sumner, Walt    | 9  | 11 | 72  | 8.0 | 21 | 0  |
| Morrison, Reece | 11 | 3  | 49  | 4.5 | 15 | 0  |
| Kelly, Leroy    | 7  | 0  | 28  | 4.0 | 13 | 0  |
| Leigh, Charles  | 5  | 1  | 18  | 3.6 | 14 | 0  |
| Browns          | 32 | 15 | 167 | 5.2 | 21 | 0  |
| Opponents       | 20 | 21 | 72  | 3.6 | 55 | 0  |

| KICKOFF RETURNS | NO | YDS   | AVG  | LG | TD |
|-----------------|----|-------|------|----|----|
| Scott, Bo       | 25 | 722   | 28.9 | 65 | 0  |
| Morrison, Reece | 9  | 155   | 17.2 | 31 | 0  |
| Brown, Dean     | 2  | 45    | 22.5 | 24 | 0  |
| Kelly, Leroy    | 2  | 26    | 13.0 | 14 | 0  |
| Leigh, Charles  | 2  | 6     | 3.0  | 6  | 0  |
| Johnson, Ron    | 1  | 31    | 31.0 | 31 | 0  |
| Kanicki, Jim    | 1  | 0     | 0.0  | 0  | 0  |
| Jenkins, Al     | 1  | 0     | 0.0  | 0  | 0  |
| Matheson, Bob   | 1  | 0     | 0.0  | 0  | 0  |
| Mitchell, Alvin | 1  | 0     | 0.0  | 0  | 0  |
| Howell, Mike    | 1  | 0     | 0.0  | 0  | 0  |
| Browns          | 46 | 985   | 21.4 | 65 | 0  |
| Opponents       | 56 | 1,166 | 20.8 | 48 | 0  |

| FIELD GOALS   | 1-19 | 20-29 | 30-39 | 40-49 | 50+ | TOT   |
|---------------|------|-------|-------|-------|-----|-------|
| Cockroft, Don | 0/0  | 7/8   | 3/8   | 2/6   | 0/1 | 12/23 |
| Browns        | 0/0  | 7/8   | 3/8   | 2/6   | 0/1 | 12/23 |
| Opponents     | 2/3  | 4/5   | 5/6   | 1/6   | 0/2 | 12/22 |

# 1970 (7-7)

COACH: Blanton Collier  
 DIVISION FINISH: 2nd AFC Central  
 1970 USUAL STARTING LINEUPS

| OFFENSE |                        | DEFENSE |                  |
|---------|------------------------|---------|------------------|
| WR 43   | F. Hooker, 85 H. Jones | LDE 88  | Ron Snidow       |
| LT 77   | Dick Schafrath         | 80      | Joe Jones        |
| LG 65   | John DeMarie           | LDT 71  | Walter Johnson   |
| C 54    | Fred Hoaglin           | RDT 72  | Jerry Sherk      |
| RG 66   | Gene Hickerson         | RDE 81  | Jack Gregory     |
| RT 62   | Joe Taffoni            | LLB 82  | Jim Houston      |
| TE 89   | Mill Morin             | 50      | John Garlington  |
|         |                        | MLB 82  | Jim Houston      |
| WR 86   | Gary Collins           | 56      | Bob Matheson     |
|         |                        | RLB 52  | Billy Andrews    |
|         |                        | 51      | Dale Lindsey     |
| OB 16   | Bill Nelsen            | LCB 40  | Erich Barnes     |
|         |                        | RCB 29  | Walt Sumner      |
|         |                        | 28      | Ben Davis        |
|         |                        | LS 24   | Ernie Kellermann |
|         |                        | RS 34   | Mike Howell      |

RADIO ANNOUNCERS:  
 Gib Shanley, Jim Graner (WHK 1420 AM)

| DATE  | RESULT   | OPPONENT               | ATT    |
|-------|----------|------------------------|--------|
| 9/21  | W, 31-21 | New York Jets          | 85,703 |
| 9/27  | L, 31-34 | at San Francisco 49ers | 37,502 |
| 10/3  | W, 15-7  | Pittsburgh Steelers    | 84,349 |
| 10/11 | W, 30-27 | Cincinnati Bengals     | 83,520 |
| 10/18 | L, 24-41 | Detroit Lions          | 83,577 |
| 10/25 | W, 28-0  | at Miami Dolphins      | 75,313 |
| 11/1  | L, 10-27 | San Diego Chargers     | 80,047 |
| 11/8  | L, 20-23 | at Oakland Raiders     | 54,463 |
| 11/15 | L, 10-14 | at Cincinnati Bengals  | 60,007 |
| 11/22 | W, 28-14 | Houston Oilers         | 74,723 |
| 11/29 | L, 9-28  | at Pittsburgh Steelers | 50,214 |
| 12/7  | W, 21-10 | at Houston Oilers      | 50,582 |
| 12/12 | L, 2-6   | Dallas Cowboys         | 75,458 |
| 12/20 | W, 27-13 | at Denver Broncos      | 51,001 |

| TEAM STATISTICS      | BROWNS  | OPPONENT |
|----------------------|---------|----------|
| Total First Downs    | 239     | 236      |
| Rushing              | 84      | 104      |
| Passing              | 134     | 120      |
| Penalty              | 21      | 12       |
| Total Net Yards      | 4,161   | 4,244    |
| Avg. Per Game        | 297.2   | 303.1    |
| Total Plays          | 870     | 844      |
| Avg. Per Play        | 4.8     | 5.0      |
| Net Yards Rushing    | 1,579   | 2,006    |
| Avg. Per Game        | 112.8   | 143.3    |
| Total Rushes         | 462     | 451      |
| Net Yards Passing    | 2,582   | 2,238    |
| Avg. Per Game        | 184.4   | 159.9    |
| Sacked/Yards Lost    | 16/170  | 35/290   |
| Gross Yards          | 2,752   | 2,528    |
| Attempts/Completions | 392/190 | 357/186  |
| Completion Pct.      | 48.5%   | 52.1%    |
| Had Intercepted      | 24      | 19       |
| Punts/Avg.           | 71/42.6 | 66/42.4  |
| Net Punting Avg.     | 71/41.4 | 66/38.9  |
| Penalties/Yards Lost | 65/634  | 88/871   |
| Fumbles/Ball Lost    | 24/14   | 28/12    |
| Touchdowns           | 35      | 32       |
| Rushing              | 14      | 10       |
| Passing              | 17      | 16       |
| Returns              | 4       | 6        |

| SCORE BY PERIODS | 1ST | 2ND | 3RD | 4TH | OT | TOT   |
|------------------|-----|-----|-----|-----|----|-------|
| Browns           | 54  | 92  | 85  | 55  | 0  | — 286 |
| Opponents        | 54  | 100 | 37  | 74  | 0  | — 265 |

| SCORING       | RU | PA | ST | DF | PAT   | ZRU | ZPA | FG    | SAF | TP |
|---------------|----|----|----|----|-------|-----|-----|-------|-----|----|
| Cockroft, Don | 0  | 0  | 0  | 0  | 34/35 | 0   | 0   | 12/22 | 0   | 70 |
| Scott, Bo     | 7  | 4  | 0  | 0  | 0/0   | 0   | 0   | 0/0   | 0   | 66 |
| Kelly, Leroy  | 6  | 2  | 0  | 0  | 0/0   | 0   | 0   | 0/0   | 0   | 48 |
| Collins, Gary | 0  | 4  | 0  | 0  | 0/0   | 0   | 0   | 0/0   | 0   | 24 |
| Jones, Homer  | 0  | 1  | 1  | 0  | 0/0   | 0   | 0   | 0/0   | 0   | 12 |
| Glass, Chip   | 0  | 2  | 0  | 0  | 0/0   | 0   | 0   | 0/0   | 0   | 12 |

| PASSING      | ATT | CMP | YDS   | PCT  | AV/AT | TD | TD% | INT | LG   | TKLD | RATING |
|--------------|-----|-----|-------|------|-------|----|-----|-----|------|------|--------|
| Nelsen, Bill | 313 | 159 | 2,156 | 50.8 | 6.89  | 16 | 5.1 | 16  | 5.1  | 781  | 87/79  |
| Phipps, Mike | 60  | 29  | 529   | 48.3 | 8.82  | 1  | 1.7 | 5   | 8.3  | 531  | 7/86   |
| Gault, Don   | 19  | 2   | 67    | 10.5 | 3.53  | 0  | 0.0 | 3   | 15.8 | 44   | 1/5    |
| Browns       | 392 | 190 | 2,752 | 48.5 | 7.02  | 17 | 4.3 | 24  | 6.1  | 781  | 16/170 |
| Opponents    | 357 | 186 | 2,528 | 52.1 | 7.08  | 16 | 4.5 | 19  | 5.3  | 811  | 35/290 |

|                 |    |    |   |   |       |   |   |     |       |       |
|-----------------|----|----|---|---|-------|---|---|-----|-------|-------|
| Hooker, Fair    | 0  | 2  | 0 | 0 | 0/0   | 0 | 0 | 0/0 | 0     | 12    |
| Andrews, Billy  | 0  | 0  | 0 | 1 | 0/0   | 0 | 0 | 0/0 | 0     | 6     |
| Morrison, Reece | 0  | 1  | 0 | 0 | 0/0   | 0 | 0 | 0/0 | 0     | 6     |
| Barnes, Erich   | 0  | 0  | 0 | 1 | 0/0   | 0 | 0 | 0/0 | 0     | 6     |
| Minnier, Randy  | 1  | 0  | 0 | 0 | 0/0   | 0 | 0 | 0/0 | 0     | 6     |
| Lindsey, Dale   | 0  | 0  | 0 | 1 | 0/0   | 0 | 0 | 0/0 | 0     | 6     |
| Morin, Mill     | 0  | 1  | 0 | 0 | 0/0   | 0 | 0 | 0/0 | 0     | 6     |
| Johnson, Walter | 0  | 0  | 0 | 0 | 0/0   | 0 | 0 | 0/0 | 0     | 1.2   |
| Snidow, Ron     | 0  | 0  | 0 | 0 | 0/0   | 0 | 0 | 0/0 | 0     | 1.2   |
| Reynolds, Chuck | 0  | 0  | 0 | 0 | 0/0   | 0 | 0 | 0/0 | 0     | 1.2   |
| Browns          | 14 | 17 | 1 | 3 | 34/35 | 0 | 0 | 0   | 12/22 | 3 286 |
| Opponents       | 10 | 16 | 6 | 0 | 31/32 | 0 | 0 | 0   | 14/26 | 0 265 |

| RUSHING         | NO  | YDS   | AVG  | LG  | TD |
|-----------------|-----|-------|------|-----|----|
| Kelly, Leroy    | 206 | 656   | 3.2  | 33t | 6  |
| Scott, Bo       | 151 | 625   | 4.1  | 63t | 7  |
| Morrison, Reece | 73  | 175   | 2.4  | 18  | 0  |
| Minnier, Randy  | 12  | 39    | 3.3  | 9   | 1  |
| Phipps, Mike    | 11  | 94    | 8.5  | 26  | 0  |
| Nelsen, Bill    | 7   | -4    | -0.6 | 2   | 0  |
| Morin, Mill     | 1   | 2     | 2.0  | 2   | 0  |
| Brown, Ken      | 1   | -8    | -8.0 | -8  | 0  |
| Browns          | 462 | 1,579 | 3.4  | 63t | 14 |
| Opponents       | 451 | 2,006 | 4.4  | 73  | 11 |

| RECEIVING       | NO  | YDS   | AVG  | LG  | TD |
|-----------------|-----|-------|------|-----|----|
| Scott, Bo       | 40  | 351   | 8.8  | 24  | 4  |
| Morin, Mill     | 37  | 611   | 16.5 | 36  | 1  |
| Hooker, Fair    | 28  | 490   | 17.5 | 69  | 2  |
| Collins, Gary   | 26  | 351   | 13.5 | 28  | 4  |
| Kelly, Leroy    | 24  | 311   | 13.0 | 55  | 2  |
| Glass, Chip     | 19  | 403   | 21.2 | 78t | 2  |
| Jones, Homer    | 10  | 141   | 14.1 | 43t | 1  |
| Morrison, Reece | 5   | 95    | 19.0 | 53t | 1  |
| Minnier, Randy  | 1   | -1    | -1.0 | -1  | 0  |
| Browns          | 190 | 2,752 | 14.5 | 78t | 17 |
| Opponents       | 186 | 2,528 | 13.6 | 81t | 16 |

| INTERCEPTIONS     | NO | YDS | AVG  | LG  | TD |
|-------------------|----|-----|------|-----|----|
| Barnes, Erich     | 5  | 85  | 17.0 | 38t | 1  |
| Sumner, Walt      | 4  | 85  | 21.3 | 34  | 0  |
| Lindsey, Dale     | 2  | 65  | 32.5 | 56t | 1  |
| Houston, Jim      | 1  | 25  | 25.0 | 25  | 0  |
| Andrews, Billy    | 1  | 25  | 25.0 | 25t | 1  |
| Kellermann, Ernie | 1  | 18  | 18.0 | 18  | 0  |
| Matheson, Bob     | 1  | 11  | 11.0 | 11  | 0  |
| Garlington, John  | 1  | 6   | 6.0  | 6   | 0  |
| Johnson, Walter   | 1  | 4   | 4.0  | 4   | 0  |
| Howell, Mike      | 1  | 0   | 0.0  | 0   | 0  |
| Davis, Ben        | 1  | 0   | 0.0  | 0   | 0  |
| Browns            | 19 | 324 | 17.1 | 56t | 3  |
| Opponents         | 24 | 399 | 16.6 | 62t | 4  |

| PUNTING       | NO | YDS   | AVG  | IN20 | TB | LG | BLK |
|---------------|----|-------|------|------|----|----|-----|
| Cockroft, Don | 71 | 3,023 | 42.6 | 0    | 7  | 71 | 1   |
| Browns        | 71 | 3,023 | 42.6 | 0    | 7  | 71 | 1   |
| Opponents     | 66 | 2,801 | 42.4 | 0    | 3  | 65 | 0   |

| PUNT RETURNS    | NO | FC | YDS | AVG | LG | TD |
|-----------------|----|----|-----|-----|----|----|
| Morrison, Reece | 15 | 2  | 133 | 8.9 | 34 | 0  |
| Sumner, Walt    | 8  | 11 | 70  | 8.8 | 38 | 0  |
| Schoen, Tom     | 8  | 1  | 18  | 2.3 | 7  | 0  |
| Kelly, Leroy    | 2  | 0  | 15  | 7.5 | 12 | 0  |
| Jenkins, Al     | 1  | 0  | 0   | 0.0 | 0  | 0  |
| Jones, Dave     | 0  | 2  | 0   | 0.0 | 0  | 0  |
| Browns          | 34 | 16 | 236 | 6.9 | 38 | 0  |
| Opponents       | 23 | 28 | 83  | 3.6 | 33 | 0  |

| KICKOFF RETURNS | NO | YDS   | AVG  | LG  | TD |
|-----------------|----|-------|------|-----|----|
| Jones, Homer    | 29 | 739   | 25.5 | 94t | 1  |
| Morrison, Reece | 7  | 153   | 21.9 | 36  | 0  |
| Brown, Ken      | 2  | 44    | 22.0 | 32  | 0  |
| Matheson, Bob   | 2  | 21    | 10.5 | 14  | 0  |
| Schoen, Tom     | 1  | 27    | 27.0 | 27  | 0  |
| Righetti, Joe   | 1  | 17    | 17.0 | 17  | 0  |
| Morin, Mill     | 1  | 0     | 0.0  | 0   | 0  |
| Glass, Chip     | 1  | 0     | 0.0  | 0   | 0  |
| Browns          | 44 | 1,001 | 22.8 | 94t | 1  |
| Opponents       | 39 | 956   | 24.5 | 91  | 0  |

| FIELD GOALS   | 1-19 | 20-29 | 30-39 | 40-49 | 50+ | TOT   |
|---------------|------|-------|-------|-------|-----|-------|
| Cockroft, Don | 3/4  | 2/3   | 4/7   | 3/7   | 0/1 | 12/22 |
| Browns        | 3/4  | 2/3   | 4/7   | 3/7   | 0/1 | 12/22 |
| Opponents     | 2/2  | 1/4   | 5/7   | 3/7   | 3/6 | 14/26 |

# 1971 (9-5)

**COACH:** Nick Skorich  
**DIVISION FINISH:** 1st AFC Central  
**1971 USUAL STARTING LINEUPS**

| OFFENSE |                | DEFENSE |                         |
|---------|----------------|---------|-------------------------|
| WR 43   | Fair Hooker    | LDE 80  | J. Jones, 88 R. Snidow  |
| LT 77   | Dick Schafrath | LDT 71  | Walter Johnson          |
| 73      | Doug Dieken    | RDT 72  | Jerry Sherk             |
| LG 65   | John DeMarie   | RDE 81  | Jack Gregory            |
| C 54    | Fred Hoaglin   | LLB 82  | Jim Houston             |
| 64      | Jim Copeland   | 50      | Jim Garlington          |
| RG 66   | Gene Hickerson | MLB 51  | Dale Lindsey            |
| RT 78   | Bob McKay      | 82      | Jim Houston             |
| TE 89   | Milt Morin     | RLB 52  | Billy Andrews           |
| WR 86   | Gary Collins   | 51      | Dale Lindsey            |
| 25      | Frank Pitts    | LCB 22  | C. Scott, 20 F. Summers |
| OB 16   | Bill Nelsen    | RCB 28  | B. Davis, 29 W. Sumner  |
| 15      | Mike Phipps    | LS 29   | Walt Sumner             |
| RB 44   | Leroy Kelly    | 24      | Ernie Kellermann        |
| RB 35   | Bo Scott       | RS 34   | M. Howell, 40 E. Barnes |

**RADIO ANNOUNCERS:**  
 Gib Shanley, Jim Graner (WHK 1420 AM)

| DATE           | RESULT   | OPPONENT               | ATT    |
|----------------|----------|------------------------|--------|
| 9/19           | W, 31-0  | Houston Oilers         | 73,387 |
| 9/26           | W, 14-13 | at Baltimore Colts     | 56,837 |
| 10/4           | L, 20-34 | Oakland Raiders        | 84,285 |
| 10/10          | W, 27-17 | Pittsburgh Steelers    | 83,391 |
| 10/17          | W, 27-24 | at Cincinnati Bengals  | 60,284 |
| 10/24          | L, 0-27  | Denver Broncos         | 75,674 |
| 10/31          | L, 14-31 | Atlanta Falcons        | 76,825 |
| 11/7           | L, 9-26  | at Pittsburgh Steelers | 50,202 |
| 11/14          | L, 7-13  | at Kansas City Chiefs  | 50,388 |
| 11/21          | W, 27-7  | New England Patriots   | 65,238 |
| 11/28          | W, 37-24 | at Houston Oilers      | 37,921 |
| 12/5           | W, 31-27 | Cincinnati Bengals     | 82,705 |
| 12/12          | W, 21-17 | at New Orleans Saints  | 72,794 |
| 12/19          | W, 20-13 | at Washington Redskins | 53,041 |
| <b>PLAYOFF</b> |          |                        |        |
| 12/26          | L, 3-20  | Baltimore Colts        | 74,082 |

| TEAM STATISTICS      | BROWNS  | OPPONENT |
|----------------------|---------|----------|
| Total First Downs    | 231     | 232      |
| Rushing              | 89      | 115      |
| Passing              | 127     | 100      |
| Penalty              | 15      | 17       |
| Total Net Yards      | 3,857   | 4,194    |
| Avg. Per Game        | 275.5   | 299.6    |
| Total Plays          | 859     | 848      |
| Avg. Per Play        | 4.5     | 4.9      |
| Net Yards Rushing    | 1,558   | 2,227    |
| Avg. Per Game        | 111.3   | 159.1    |
| Total Rushes         | 461     | 484      |
| Net Yards Passing    | 2,299   | 1,967    |
| Avg. Per Game        | 164.2   | 140.5    |
| Sacked/Yards Lost    | 22/222  | 25/203   |
| Gross Yards          | 2,521   | 2,170    |
| Attempts/Completions | 376/188 | 339/156  |
| Completion Pct.      | 50.0%   | 46.0%    |
| Had Intercepted      | 27      | 24       |
| Punts/Avg.           | 67/39.9 | 66/42.4  |
| Net Punting Avg.     | 67/36.5 | 66/37.0  |
| Penalties/Yards Lost | 68/612  | 86/772   |
| Fumbles/Ball Lost    | 29/18   | 31/16    |
| Touchdowns           | 34      | 30       |
| Rushing              | 19      | 14       |
| Passing              | 14      | 12       |
| Returns              | 1       | 4        |

| SCORE BY PERIODS | 1ST | 2ND | 3RD | 4TH | OT | TOT |
|------------------|-----|-----|-----|-----|----|-----|
| Browns           | 47  | 71  | 64  | 103 | 0  | 285 |
| Opponents        | 51  | 120 | 23  | 79  | 0  | 273 |

| SCORING       | RU | PA | ST | DF | PAT   | ZRU | ZPA | FG    | SAF | TP |
|---------------|----|----|----|----|-------|-----|-----|-------|-----|----|
| Cockroft, Don | 0  | 0  | 0  | 0  | 34/34 | 0   | 0   | 15/28 | 0   | 79 |
| Kelly, Leroy  | 10 | 2  | 0  | 0  | 0/0   | 0   | 0   | 0/0   | 0   | 72 |
| Scott, Bo     | 9  | 1  | 0  | 0  | 0/0   | 0   | 0   | 0/0   | 0   | 60 |
| Pitts, Frank  | 0  | 4  | 0  | 0  | 0/0   | 0   | 0   | 0/0   | 0   | 24 |
| Collins, Gary | 0  | 3  | 0  | 0  | 0/0   | 0   | 0   | 0/0   | 0   | 18 |

| PASSING      | ATT | CMP | YDS   | PCT  | AV/AT |
|--------------|-----|-----|-------|------|-------|
| Nelsen, Bill | 325 | 174 | 2,319 | 53.5 | 7.14  |
| Phipps, Mike | 47  | 13  | 179   | 27.7 | 3.81  |
| Kelly, Leroy | 4   | 1   | 23    | 25.0 | 5.75  |
| Browns       | 376 | 188 | 2,521 | 50.0 | 6.70  |
| Opponents    | 339 | 156 | 2,170 | 46.0 | 6.40  |

|              |    |    |   |   |       |   |   |     |       |     |
|--------------|----|----|---|---|-------|---|---|-----|-------|-----|
| Morin, Milt  | 0  | 2  | 0 | 0 | 0/0   | 0 | 0 | 0/0 | 0     | 12  |
| Glass, Chip  | 0  | 1  | 0 | 0 | 0/0   | 0 | 0 | 0/0 | 0     | 6   |
| Johnson, W.  | 0  | 0  | 0 | 1 | 0/0   | 0 | 0 | 0/0 | 0     | 6   |
| Hooker, Fair | 0  | 1  | 0 | 0 | 0/0   | 0 | 0 | 0/0 | 0     | 6   |
| Dieken, Doug | 0  | 0  | 0 | 0 | 0/0   | 0 | 0 | 0/0 | 1     | 2   |
| Browns       | 19 | 14 | 4 | 1 | 34/34 | 0 | 0 | 0   | 15/28 | 285 |
| Opponents    | 14 | 12 | 4 | 0 | 30/30 | 0 | 0 | 0   | 21/31 | 273 |

| RUSHING         | NO  | YDS   | AVG  | LG  | TD |
|-----------------|-----|-------|------|-----|----|
| Kelly, Leroy    | 234 | 865   | 3.7  | 35  | 10 |
| Scott, Bo       | 179 | 606   | 3.4  | 35  | 9  |
| Nelsen, Bill    | 13  | -18   | -1.4 | 4   | 0  |
| Brown, Ken      | 11  | 47    | 4.3  | 17  | 0  |
| Cornell, Bo     | 11  | 12    | 1.1  | 6   | 0  |
| Phipps, Mike    | 6   | 35    | 5.8  | 15  | 0  |
| Morrison, Reece | 5   | -2    | -0.4 | 4   | 0  |
| Cockroft, Don   | 1   | 12    | 12.0 | 12  | 0  |
| Morin, Milt     | 1   | 1     | 1.0  | 1   | 0  |
| Browns          | 461 | 1,558 | 3.4  | 35  | 19 |
| Opponents       | 484 | 2,227 | 4.6  | 86t | 14 |

| RECEIVING     | NO  | YDS   | AVG  | LG  | TD |
|---------------|-----|-------|------|-----|----|
| Hooker, Fair  | 45  | 649   | 14.4 | 48  | 1  |
| Morin, Milt   | 40  | 581   | 14.5 | 31  | 2  |
| Scott, Bo     | 30  | 233   | 7.8  | 35  | 1  |
| Pitts, Frank  | 27  | 487   | 18.0 | 53t | 4  |
| Kelly, Leroy  | 25  | 252   | 10.1 | 29  | 2  |
| Collins, Gary | 15  | 231   | 15.4 | 29  | 3  |
| Jones, Dave   | 4   | 66    | 16.5 | 21  | 0  |
| Cornell, Bo   | 1   | 18    | 18.0 | 18  | 0  |
| Glass, Chip   | 1   | 4     | 4.0  | 4t  | 1  |
| Browns        | 188 | 2,521 | 13.4 | 53t | 14 |
| Opponents     | 156 | 2,170 | 13.9 | 53  | 12 |

| INTERCEPTIONS     | NO | YDS | AVG  | LG | TD |
|-------------------|----|-----|------|----|----|
| Sumner, Walt      | 5  | 35  | 7.0  | 25 | 0  |
| Scott, Clarence   | 4  | 47  | 11.8 | 21 | 0  |
| Andrews, Billy    | 3  | 34  | 11.3 | 19 | 0  |
| Kellermann, Ernie | 3  | 0   | 0.0  | 0  | 0  |
| Howell, Mike      | 2  | 93  | 46.5 | 68 | 0  |
| Lindsey, Dale     | 2  | 50  | 25.0 | 29 | 0  |
| Davis, Ben        | 2  | 18  | 9.0  | 15 | 0  |
| Sherk, Jerry      | 2  | 3   | 1.5  | 3  | 0  |
| Garlington, John  | 1  | 0   | 0.0  | 0  | 0  |
| Snidow, Ron       | 0  | 3   | 0.0  | 0  | 0  |
| Browns            | 24 | 283 | 11.8 | 68 | 0  |
| Opponents         | 27 | 453 | 16.8 | 66 | 2  |

| PUNTING       | NO | YDS   | AVG  | IN20 | TB | LG | BLK |
|---------------|----|-------|------|------|----|----|-----|
| Cockroft, Don | 62 | 2,508 | 40.5 | 0    | 2  | 59 | 2   |
| Collins, Gary | 5  | 162   | 32.4 | 0    | 0  | 42 | 0   |
| Browns        | 67 | 2,670 | 39.9 | 0    | 2  | 59 | 2   |
| Opponents     | 66 | 2,800 | 42.4 | 0    | 7  | 59 | 1   |

| PUNT RETURNS      | NO | FC | YDS | AVG | LG | TD |
|-------------------|----|----|-----|-----|----|----|
| Kelly, Leroy      | 30 | 4  | 292 | 9.7 | 74 | 0  |
| Jones, Dave       | 9  | 2  | 63  | 7.0 | 20 | 0  |
| Kellermann, Ernie | 1  | 0  | 4   | 4.0 | 4  | 0  |
| Browns            | 40 | 6  | 359 | 9.0 | 74 | 0  |
| Opponents         | 26 | 19 | 227 | 8.7 | 45 | 0  |

| KICKOFF RETURNS   | NO | YDS   | AVG  | LG | TD |
|-------------------|----|-------|------|----|----|
| Brown, Ken        | 15 | 330   | 22.0 | 35 | 0  |
| Morrison, Reece   | 9  | 267   | 29.7 | 52 | 0  |
| Pitts, Frank      | 9  | 238   | 26.4 | 35 | 0  |
| Brown, Stan       | 7  | 157   | 22.4 | 32 | 0  |
| Houston, Jim      | 1  | 21    | 21.0 | 21 | 0  |
| Cornell, Bo       | 1  | 19    | 19.0 | 19 | 0  |
| Dieken, Doug      | 1  | 16    | 16.0 | 16 | 0  |
| Kelly, Leroy      | 1  | 11    | 11.0 | 11 | 0  |
| Kellermann, Ernie | 1  | 5     | 5.0  | 5  | 0  |
| Glass, Chip       | 1  | 1     | 1.0  | 1  | 0  |
| Browns            | 46 | 1,065 | 23.2 | 52 | 0  |
| Opponents         | 55 | 1,252 | 22.8 | 58 | 0  |

| FIELD GOALS   | 1-19 | 20-29 | 30-39 | 40-49 | 50+ | TOT   |
|---------------|------|-------|-------|-------|-----|-------|
| Cockroft, Don | 2/3  | 6/6   | 6/9   | 1/9   | 0/1 | 15/28 |
| Browns        | 2/3  | 6/6   | 6/9   | 1/9   | 0/1 | 15/28 |
| Opponents     | 6/7  | 9/11  | 4/8   | 2/4   | 0/1 | 21/31 |

|           | TD | TD% | INT | INT% | LG  | TKLD   | RATING |
|-----------|----|-----|-----|------|-----|--------|--------|
| Browns    | 13 | 4.0 | 23  | 7.1  | 53t | 22/222 | 60.3   |
| Opponents | 1  | 2.1 | 4   | 8.5  | 39  | 0/0    | 14.6   |
| Browns    | 0  | 0.0 | 0   | 0.0  | 23  | 0/0    | 51.0   |
| Browns    | 14 | 3.7 | 27  | 7.2  | 53t | 22/222 | 54.2   |
| Opponents | 12 | 3.5 | 24  | 7.1  | 53  | 25/203 | 49.4   |

STAFF  
 PLAYERS  
 2015 SEASON  
 HISTORY  
 RECORDS  
 GAME DAY



## 1972 (10-4)

COACH: Nick Skorich

DIVISION FINISH: 2nd AFC Central

1972 USUAL STARTING LINEUPS

| OFFENSE |                | DEFENSE |                 |
|---------|----------------|---------|-----------------|
| WR 43   | Fair Hooker    | LDE 87  | Rich Jackson    |
| LT 73   | Doug Dieken    | 81      | Nick Roman      |
| LG 66   | Gene Hickerson | LDT 71  | Walter Johnson  |
| C 61    | Bob DeMarco    | RDT 72  | Jerry Sherk     |
| 54      | Fred Hoaglin   | RDE 84  | Bob Briggs      |
| RG 65   | John DeMarie   | 81      | Nick Roman      |
| 68      | Bob Pena       | LLB 59  | Charlie Hall    |
| RT 78   | Bob McKay      | MLB 51  | Dale Lindsey    |
| 65      | John DeMarie   | 82      | Jim Houston     |
| TE 89   | Milt Morin     | RLB 52  | Billy Andrews   |
| WR 25   | Frank Pitts    | 50      | John Garlington |
| 85      | Paul Staroba   | LCB 22  | Clarence Scott  |
| QB 15   | Mike Phipps    | RCB 28  | Ben Davis       |
| 16      | Bill Nelsen    | SS 27   | Thom Darden     |
| RB 44   | Leroy Kelly    | 34      | Mike Howell     |
| RB 35   | Bo Scott       | FS 29   | Wall Summer     |
|         |                | 27      | Thom Darden     |

RADIO ANNOUNCERS:

Gib Shanley, Jim Graner (WHK 1420 AM)

| DATE  | RESULT   | OPPONENT               | ATT    |
|-------|----------|------------------------|--------|
| 9/17  | L, 10-26 | Green Bay Packers      | 75,771 |
| 9/24  | W, 27-17 | at Philadelphia Eagles | 65,720 |
| 10/1  | W, 27-6  | Cincinnati Bengals     | 81,564 |
| 10/8  | L, 7-31  | Kansas City Chiefs     | 83,819 |
| 10/15 | L, 0-17  | Chicago Bears          | 72,339 |
| 10/22 | W, 23-17 | at Houston Oilers      | 38,113 |
| 10/29 | W, 27-20 | at Denver Broncos      | 51,656 |
| 11/5  | W, 20-0  | Houston Oilers         | 61,985 |
| 11/13 | W, 21-17 | at San Diego Chargers  | 54,205 |
| 11/19 | W, 26-24 | Pittsburgh Steelers    | 83,009 |
| 11/26 | W, 27-10 | Buffalo Bills          | 70,104 |
| 12/3  | L, 0-30  | at Pittsburgh Steelers | 50,350 |
| 12/9  | W, 27-24 | at Cincinnati Bengals  | 59,524 |
| 12/17 | W, 26-10 | at New York Jets       | 62,614 |
|       |          | <b>PLAYOFF</b>         |        |
| 12/24 | L, 14-20 | at Miami Dolphins      | 78,196 |

| TEAM STATISTICS      | BROWNS  | OPPONENT |
|----------------------|---------|----------|
| Total First Downs    | 215     | 240      |
| Rushing              | 102     | 130      |
| Passing              | 101     | 89       |
| Penalty              | 12      | 21       |
| Total Net Yards      | 3,709   | 4,069    |
| Avg. Per Game        | 264.9   | 290.6    |
| Total Plays          | 817     | 868      |
| Avg. Per Play        | 4.5     | 4.7      |
| Net Yards Rushing    | 1,793   | 2,333    |
| Avg. Per Game        | 128.1   | 166.6    |
| Total Rushes         | 453     | 520      |
| Net Yards Passing    | 1,916   | 1,736    |
| Avg. Per Game        | 136.9   | 124.0    |
| Sacked/Yards Lost    | 27/219  | 38/258   |
| Gross Yards          | 2,135   | 1,994    |
| Attempts/Completions | 337/158 | 310/160  |
| Completion Pct.      | 46.9%   | 51.6%    |
| Had Intercepted      | 19      | 13       |
| Punts/Avg.           | 81/43.2 | 74/40.9  |
| Net Punting Avg.     | 81/38.8 | 74/38.0  |
| Penalties/Yards Lost | 57/536  | 63/557   |
| Fumbles/Ball Lost    | 21/9    | 39/16    |
| Touchdowns           | 29      | 27       |
| Rushing              | 13      | 13       |
| Passing              | 13      | 14       |
| Returns              | 3       | 0        |

| SCORE BY PERIODS | 1ST | 2ND | 3RD | 4TH | OT | TOT   |
|------------------|-----|-----|-----|-----|----|-------|
| Browns           | 39  | 95  | 46  | 88  | 0  | — 268 |
| Opponents        | 61  | 57  | 72  | 59  | 0  | — 249 |

| SCORING       | RU | PA | ST | DF | PAT   | 2RU | 2PA | FG    | SAF | TP |
|---------------|----|----|----|----|-------|-----|-----|-------|-----|----|
| Cockroft, Don | 0  | 0  | 0  | 0  | 28/29 | 0   | 0   | 22/27 | 0   | 94 |
| Pitts, Frank  | 0  | 8  | 0  | 0  | 0/0   | 0   | 0   | 0/0   | 0   | 48 |
| Kelly, Leroy  | 4  | 1  | 0  | 0  | 0/0   | 0   | 0   | 0/0   | 0   | 30 |

| PASSING      | ATT | CMP | YDS   | PCT  | AVI/AT | TD | TD% | INT | INT% | LG  | TKLD   | RATNG |
|--------------|-----|-----|-------|------|--------|----|-----|-----|------|-----|--------|-------|
| Phipps, Mike | 305 | 144 | 1,994 | 47.2 | 6.54   | 13 | 4.3 | 16  | 5.2  | 80t | 23/183 | 61.0  |
| Nelsen, Bill | 31  | 14  | 141   | 45.2 | 4.55   | 0  | 0.0 | 3   | 9.7  | 26  | 3/29   | 19.1  |
| Kelly, Leroy | 1   | 0   | 0     | 0.0  | 0.00   | 0  | 0.0 | 0   | 0.0  | 0   | 1/7    | 39.6  |
| Browns       | 337 | 158 | 2,135 | 46.9 | 6.34   | 13 | 3.9 | 19  | 5.6  | 80t | 27/219 | 56.9  |
| Opponents    | 310 | 160 | 1,994 | 51.6 | 6.43   | 14 | 4.5 | 13  | 4.2  | 80t | 38/258 | 69.5  |

|                 |    |    |   |   |       |   |   |     |       |    |     |
|-----------------|----|----|---|---|-------|---|---|-----|-------|----|-----|
| Phipps, Mike    | 5  | 0  | 0 | 0 | 0/0   | 0 | 0 | 0/0 | 0     | 30 |     |
| Hooker, Fair    | 0  | 2  | 0 | 0 | 0/0   | 0 | 0 | 0/0 | 0     | 12 |     |
| Scott, Bo       | 2  | 0  | 0 | 0 | 0/0   | 0 | 0 | 0/0 | 0     | 12 |     |
| Brown, Ken      | 2  | 0  | 0 | 0 | 0/0   | 0 | 0 | 0/0 | 0     | 12 |     |
| Morin, Milt     | 0  | 1  | 0 | 0 | 0/0   | 0 | 0 | 0/0 | 0     | 6  |     |
| Staroba, Paul   | 0  | 1  | 0 | 0 | 0/0   | 0 | 0 | 0/0 | 0     | 6  |     |
| Briggs, Bob     | 0  | 0  | 0 | 1 | 0/0   | 0 | 0 | 0/0 | 0     | 6  |     |
| Roman, Nick     | 0  | 0  | 0 | 1 | 0/0   | 0 | 0 | 0/0 | 0     | 6  |     |
| Scott, Clarence | 0  | 0  | 1 | 0 | 0/0   | 0 | 0 | 0/0 | 0     | 6  |     |
| Browns          | 13 | 13 | 1 | 2 | 28/29 | 0 | 0 | 0   | 22/27 | 0  | 268 |
| Opponents       | 13 | 14 | 0 | 2 | 27/27 | 0 | 0 | 0   | 20/29 | 0  | 249 |

| RUSHING       | NO  | YDS   | AVG  | LG  | TD |
|---------------|-----|-------|------|-----|----|
| Kelly, Leroy  | 224 | 811   | 3.6  | 18  | 4  |
| Scott, Bo     | 123 | 571   | 4.6  | 27t | 2  |
| Phipps, Mike  | 60  | 256   | 4.3  | 18  | 5  |
| Brown, Ken    | 32  | 114   | 3.6  | 14  | 2  |
| Cornell, Bo   | 7   | 8     | 1.1  | 7   | 0  |
| Pitts, Frank  | 3   | 29    | 9.7  | 13  | 0  |
| Lefear, Billy | 3   | 6     | 2.0  | 4   | 0  |
| Nelsen, Bill  | 1   | -2    | -2.0 | -2  | 0  |
| Browns        | 453 | 1,793 | 4.0  | 27t | 13 |
| Opponents     | 520 | 2,333 | 4.5  | 75t | 13 |

| RECEIVING           | NO  | YDS   | AVG  | LG  | TD |
|---------------------|-----|-------|------|-----|----|
| Pitts, Frank        | 36  | 620   | 17.2 | 80t | 8  |
| Hooker, Fair        | 32  | 441   | 13.8 | 43  | 2  |
| Morin, Milt         | 30  | 540   | 18.0 | 36  | 1  |
| Kelly, Leroy        | 23  | 204   | 8.9  | 28  | 1  |
| Scott, Bo           | 23  | 172   | 7.5  | 30  | 0  |
| Brown, Ken          | 5   | 64    | 12.8 | 19  | 0  |
| Glass, Chip         | 5   | 61    | 12.2 | 24  | 0  |
| Cornell, Bo         | 2   | 7     | 3.5  | 5   | 0  |
| Staroba, Paul       | 1   | 19    | 19.0 | 19t | 1  |
| Richardson, Gloster | 1   | 7     | 7.0  | 7   | 0  |
| Browns              | 158 | 2,135 | 13.5 | 80t | 13 |
| Opponents           | 160 | 1,994 | 12.5 | 80t | 14 |

| INTERCEPTIONS    | NO | YDS | AVG  | LG  | TD |
|------------------|----|-----|------|-----|----|
| Darden, Thom     | 3  | 64  | 21.3 | 20  | 0  |
| Davis, Ben       | 3  | 10  | 3.3  | 10  | 0  |
| Roman, Nick      | 1  | 36  | 36.0 | 36t | 1  |
| Briggs, Bob      | 1  | 16  | 16.0 | 16  | 0  |
| Hall, Charlie    | 1  | 12  | 12.0 | 12  | 0  |
| Garlington, John | 1  | 10  | 10.0 | 10  | 0  |
| Andrews, Billy   | 1  | 4   | 4.0  | 4   | 0  |
| Johnson, Walter  | 1  | 1   | 1.0  | 1   | 0  |
| Howell, Mike     | 1  | 1   | 1.0  | 1   | 0  |
| Browns           | 13 | 154 | 11.8 | 36t | 1  |
| Opponents        | 19 | 145 | 7.6  | 35  | 0  |

| PUNTING       | NO | YDS   | AVG  | IN20 | TB | LG | BLK |
|---------------|----|-------|------|------|----|----|-----|
| Cockroft, Don | 81 | 3,498 | 43.2 | 0    | 4  | 65 | 0   |
| Browns        | 81 | 3,498 | 43.2 | 0    | 4  | 65 | 0   |
| Opponents     | 74 | 3,023 | 40.9 | 0    | 7  | 60 | 0   |

| PUNT RETURNS  | NO | FC | YDS | AVG  | LG | TD |
|---------------|----|----|-----|------|----|----|
| Majors, Bobby | 16 | 6  | 96  | 6.0  | 41 | 0  |
| Darden, Thom  | 15 | 7  | 71  | 4.7  | 37 | 0  |
| Kelly, Leroy  | 5  | 3  | 40  | 8.0  | 14 | 0  |
| Summer, Walt  | 1  | 2  | 14  | 14.0 | 14 | 0  |
| Browns        | 37 | 18 | 221 | 6.0  | 41 | 0  |
| Opponents     | 46 | 21 | 357 | 7.8  | 60 | 0  |

| KICKOFF RETURNS | NO | YDS   | AVG  | LG | TD |
|-----------------|----|-------|------|----|----|
| Brown, Ken      | 20 | 473   | 23.6 | 47 | 0  |
| Majors, Bobby   | 10 | 222   | 22.2 | 40 | 0  |
| Lefear, Billy   | 6  | 138   | 23.0 | 29 | 0  |
| Morrison, Reece | 3  | 67    | 22.3 | 32 | 0  |
| Johnson, Walter | 2  | 33    | 16.5 | 24 | 0  |
| Browns          | 41 | 933   | 22.8 | 47 | 0  |
| Opponents       | 50 | 1,198 | 24.0 | 66 | 0  |

| FIELD GOALS   | 1-19 | 20-29 | 30-39 | 40-49 | 50+ | TOT   |
|---------------|------|-------|-------|-------|-----|-------|
| Cockroft, Don | 5/5  | 7/8   | 7/8   | 2/5   | 1/1 | 22/27 |
| Browns        | 5/5  | 7/8   | 7/8   | 2/5   | 1/1 | 22/27 |
| Opponents     | 6/7  | 2/5   | 7/9   | 5/7   | 0/1 | 20/29 |

# 1973 (7-5-2)

COACH: Nick Skorich  
 DIVISION FINISH: 3rd AFC Central  
 1973 USUAL STARTING LINEUPS

| OFFENSE |                        | DEFENSE |                 |
|---------|------------------------|---------|-----------------|
| WR 43   | Fair Hooker            | LDE 80  | Joe Jones       |
|         | 42 Gloster Richardson  | LDT 71  | Walter Johnson  |
| LT 73   | Doug Dieken            | RDT 72  | Jerry Sherk     |
| LG 66   | Gene Hickerson         | RDE 81  | Nick Roman      |
| C 61    | Bob DeMarco            | LLB 59  | Charlie Hall    |
|         | 64 Jim Copeland        | MLB 60  | Bob Babich      |
| RG 65   | John DeMarie           | 52      | Billy Andrews   |
| RT 78   | Bob McKay              | RLB 50  | John Garlington |
| TE 89   | Milt Morin             | LCB 22  | Clarence Scott  |
|         | 83 Chip Glass          | RCB 28  | Ben Davis       |
| WR 25   | Frank Pitts            | 23      | Clifford Brooks |
|         | 42 Gloster Richardson  | SS 29   | Wall Sumner     |
| OB 15   | Mike Phipps            | 21      | Van Green       |
| RB 44   | L. Kelly, 26 B. Lefear | FS 27   | Thom Darden     |
| RB 30   | Ken Brown              | 21      | Van Green       |

RADIO ANNOUNCERS:  
 Gib Shanley, Jim Graner (WHK 1420 AM)

| DATE  | RESULT   | OPPONENT               | ATT    |
|-------|----------|------------------------|--------|
| 9/16  | W, 24-14 | Baltimore Colts        | 74,303 |
| 9/23  | L, 6-33  | at Pittsburgh Steelers | 49,396 |
| 9/30  | W, 12-10 | New York Giants        | 76,065 |
| 10/7  | W, 17-10 | Cincinnati Bengals     | 70,805 |
| 10/15 | L, 9-17  | Miami Dolphins         | 72,070 |
| 10/21 | W, 42-13 | Houston Oilers         | 61,146 |
| 10/28 | T, 16-16 | San Diego Chargers     | 68,244 |
| 11/4  | L, 3-26  | at Minnesota Vikings   | 45,590 |
| 11/11 | W, 23-13 | at Houston Oilers      | 37,230 |
| 11/18 | W, 7-3   | at Oakland Raiders     | 47,398 |
| 11/25 | W, 21-16 | Pittsburgh Steelers    | 67,773 |
| 12/2  | T, 20-20 | at Kansas City Chiefs  | 70,296 |
| 12/9  | L, 17-34 | at Cincinnati Bengals  | 58,266 |
| 12/16 | L, 17-30 | at Los Angeles Rams    | 73,948 |

| TEAM STATISTICS      | BROWNS  | OPPONENT |
|----------------------|---------|----------|
| Total First Downs    | 200     | 196      |
| Rushing              | 107     | 102      |
| Passing              | 79      | 79       |
| Penalty              | 14      | 15       |
| 3rd Down: Made/Att   | 61/190  | 62/205   |
| 3rd Down Pct.        | 32.1%   | 30.2%    |
| Total Net Yards      | 3,341   | 3,827    |
| Avg. Per Game        | 238.6   | 273.4    |
| Total Plays          | 859     | 854      |
| Avg. Per Play        | 3.9     | 4.5      |
| Net Yards Rushing    | 1,968   | 2,091    |
| Avg. Per Game        | 140.6   | 149.4    |
| Total Rushes         | 506     | 513      |
| Net Yards Passing    | 1,373   | 1,736    |
| Avg. Per Game        | 98.1    | 124.0    |
| Sacked/Yards Lost    | 45/368  | 29/248   |
| Gross Yards          | 1,741   | 1,984    |
| Attempts/Completions | 308/152 | 312/144  |
| Completion Pct.      | 49.4%   | 46.2%    |
| Had Intercepted      | 20      | 12       |
| Punts/Avg.           | 82/40.5 | 78/40.4  |
| Net Punting Avg.     | 82/37.1 | 78/36.4  |
| Penalties/Yards Lost | 70/620  | 79/738   |
| Fumbles/Ball Lost    | 34/17   | 21/9     |
| Touchdowns           | 24      | 24       |
| Rushing              | 12      | 7        |
| Passing              | 10      | 16       |
| Returns              | 2       | 1        |

| SCORE BY PERIODS | 1ST | 2ND | 3RD | 4TH | OT | TOT   |
|------------------|-----|-----|-----|-----|----|-------|
| Browns           | 58  | 63  | 46  | 67  | 0  | — 234 |
| Opponents        | 50  | 76  | 69  | 60  | 0  | — 255 |

| SCORING       | RU | PA | ST | DF | PAT   | 2RU | 2PA | FG    | SAF | TP |
|---------------|----|----|----|----|-------|-----|-----|-------|-----|----|
| Cockroft, Don | 0  | 0  | 0  | 0  | 24/24 | 0   | 0   | 22/31 | 0   | 90 |
| Pruitt, Greg  | 4  | 1  | 0  | 0  | 0/0   | 0   | 0   | 0/0   | 0   | 30 |
| Phipps, Mike  | 5  | 0  | 0  | 0  | 0/0   | 0   | 0   | 0/0   | 0   | 30 |

| PASSING      | ATT | CMP | YDS   | PCT  | AV/AT | TD | TD%  | INT | INT% | LG  | TKLD   | RATING |
|--------------|-----|-----|-------|------|-------|----|------|-----|------|-----|--------|--------|
| Phipps, Mike | 299 | 148 | 1,719 | 49.5 | 5.75  | 9  | 3.0  | 20  | 6.7  | 51t | 44/362 | 49.4   |
| Horn, Doug   | 8   | 4   | 22    | 50.0 | 2.75  | 1  | 12.5 | 0   | 0.0  | 12  | 1/6    | 95.8   |
| Pruitt, Greg | 1   | 0   | 0     | 0.0  | 0.00  | 0  | 0.0  | 0   | 0.0  | 0   | 0/0    | 39.6   |
| Browns       | 308 | 152 | 1,741 | 49.4 | 5.65  | 10 | 3.2  | 20  | 6.5  | 51t | 45/368 | 50.5   |
| Opponents    | 312 | 144 | 1,984 | 46.2 | 6.36  | 16 | 5.1  | 12  | 3.8  | 70t | 29/248 | 68.1   |

|                |    |    |   |   |       |   |   |       |   |     |
|----------------|----|----|---|---|-------|---|---|-------|---|-----|
| Pitts, Frank   | 0  | 4  | 0 | 0 | 0/0   | 0 | 0 | 0/0   | 0 | 24  |
| Kelly, Leroy   | 3  | 0  | 0 | 0 | 0/0   | 0 | 0 | 0/0   | 0 | 18  |
| Hooker, Fair   | 0  | 2  | 0 | 0 | 0/0   | 0 | 0 | 0/0   | 0 | 12  |
| Morin, Milt    | 0  | 1  | 0 | 0 | 0/0   | 0 | 0 | 0/0   | 0 | 6   |
| Richardson, G. | 0  | 1  | 0 | 0 | 0/0   | 0 | 0 | 0/0   | 0 | 6   |
| Scott, Bo      | 0  | 1  | 0 | 0 | 0/0   | 0 | 0 | 0/0   | 0 | 6   |
| Scott, C.      | 0  | 0  | 0 | 1 | 0/0   | 0 | 0 | 0/0   | 0 | 6   |
| Green, Van     | 0  | 0  | 0 | 1 | 0/0   | 0 | 0 | 0/0   | 0 | 6   |
| Browns         | 12 | 10 | 0 | 2 | 24/24 | 0 | 0 | 22/31 | 0 | 234 |
| Opponents      | 7  | 16 | 1 | 0 | 24/24 | 0 | 0 | 29/46 | 0 | 255 |

| RUSHING             | NO  | YDS   | AVG  | LG  | TD |
|---------------------|-----|-------|------|-----|----|
| Brown, Ken          | 161 | 537   | 3.3  | 17  | 0  |
| Kelly, Leroy        | 132 | 389   | 2.9  | 19  | 3  |
| Pruitt, Greg        | 61  | 369   | 6.0  | 65t | 4  |
| Phipps, Mike        | 60  | 395   | 6.6  | 27  | 5  |
| Scott, Bo           | 34  | 79    | 2.3  | 20  | 0  |
| McKinnis, Hugh      | 28  | 77    | 2.8  | 12  | 0  |
| Lefear, Billy       | 26  | 135   | 5.2  | 43  | 0  |
| Richardson, Gloster | 3   | -10   | -3.3 | 4   | 0  |
| Cockroft, Don       | 1   | -3    | -3.0 | -3  | 0  |
| Browns              | 506 | 1,968 | 3.9  | 65t | 12 |
| Opponents           | 513 | 2,091 | 4.1  | 70  | 7  |

| RECEIVING           | NO  | YDS   | AVG  | LG  | TD |
|---------------------|-----|-------|------|-----|----|
| Pitts, Frank        | 31  | 317   | 10.2 | 26t | 4  |
| Morin, Milt         | 26  | 417   | 16.0 | 51t | 1  |
| Brown, Ken          | 22  | 187   | 8.5  | 46  | 0  |
| Hooker, Fair        | 18  | 196   | 10.9 | 26  | 2  |
| Kelly, Leroy        | 15  | 180   | 12.0 | 36  | 0  |
| Richardson, Gloster | 12  | 175   | 14.6 | 32  | 1  |
| Pruitt, Greg        | 9   | 110   | 12.2 | 42  | 1  |
| Scott, Bo           | 6   | 23    | 3.8  | 9   | 1  |
| Lefear, Billy       | 5   | 38    | 7.6  | 13  | 0  |
| Holden, Steve       | 3   | 27    | 9.0  | 17  | 0  |
| McKinnis, Hugh      | 3   | 11    | 3.7  | 12  | 0  |
| Glass, Chip         | 2   | 60    | 30.0 | 47  | 0  |
| Browns              | 152 | 1,741 | 11.5 | 51t | 10 |
| Opponents           | 144 | 1,984 | 13.8 | 70t | 16 |

| INTERCEPTIONS    | NO | YDS | AVG  | LG  | TD |
|------------------|----|-----|------|-----|----|
| Scott, Clarence  | 5  | 71  | 14.2 | 45t | 1  |
| Davis, Ben       | 2  | 33  | 16.5 | 20  | 0  |
| Sumner, Walt     | 2  | 4   | 2.0  | 4   | 0  |
| Babich, Bob      | 1  | 48  | 48.0 | 48  | 0  |
| Darden, Thom     | 1  | 36  | 36.0 | 36  | 0  |
| Garlington, John | 1  | 10  | 10.0 | 10  | 0  |
| Browns           | 12 | 202 | 16.8 | 48  | 1  |
| Opponents        | 20 | 271 | 13.6 | 39  | 0  |

| PUNTING       | NO | YDS   | AVG  | IN20 | TB | LG | BLK |
|---------------|----|-------|------|------|----|----|-----|
| Cockroft, Don | 82 | 3,321 | 40.5 | 0    | 3  | 71 | 1   |
| Browns        | 82 | 3,321 | 40.5 | 0    | 3  | 71 | 1   |
| Opponents     | 78 | 3,151 | 40.4 | 0    | 5  | 63 | 0   |

| PUNT RETURNS  | NO | FC | YDS | AVG  | LG | TD |
|---------------|----|----|-----|------|----|----|
| Pruitt, Greg  | 16 | 3  | 180 | 11.3 | 46 | 0  |
| Darden, Thom  | 9  | 10 | 51  | 5.7  | 11 | 0  |
| Lefear, Billy | 7  | 2  | 51  | 7.3  | 19 | 0  |
| Holden, Steve | 2  | 0  | 19  | 9.5  | 19 | 0  |
| Kelly, Leroy  | 1  | 0  | 7   | 7.0  | 7  | 0  |
| Hall, Charlie | 1  | 0  | 0   | 0.0  | 0  | 0  |
| Browns        | 36 | 15 | 308 | 8.6  | 46 | 0  |
| Opponents     | 44 | 19 | 280 | 6.4  | 48 | 0  |

| KICKOFF RETURNS | NO | YDS   | AVG  | LG | TD |
|-----------------|----|-------|------|----|----|
| Pruitt, Greg    | 16 | 453   | 28.3 | 54 | 0  |
| Lefear, Billy   | 15 | 337   | 22.5 | 59 | 0  |
| Holden, Steve   | 8  | 172   | 21.5 | 29 | 0  |
| Long, Mel       | 6  | 87    | 14.5 | 38 | 0  |
| Romaniszyn, Jim | 2  | 21    | 10.5 | 16 | 0  |
| Dieken, Doug    | 2  | 14    | 7.0  | 9  | 0  |
| Browns          | 49 | 1,084 | 22.1 | 59 | 0  |
| Opponents       | 48 | 1,165 | 24.3 | 58 | 0  |

| FIELD GOALS   | 1-19  | 20-29 | 30-39 | 40-49 | 50+ | TOT   |
|---------------|-------|-------|-------|-------|-----|-------|
| Cockroft, Don | 4/4   | 7/8   | 4/7   | 7/11  | 0/1 | 22/31 |
| Browns        | 4/4   | 7/8   | 4/7   | 7/11  | 0/1 | 22/31 |
| Opponents     | 11/11 | 8/9   | 4/9   | 6/15  | 0/2 | 29/46 |

STAFF  
 PLAYERS  
 2015 SEASON  
 HISTORY  
 RECORDS  
 GAME DAY

# 1974 (4-10)

COACH: Nick Skorich  
DIVISION FINISH: 4th AFC Central

### 1974 USUAL STARTING LINEUPS

| OFFENSE |                    | DEFENSE   |                        |
|---------|--------------------|-----------|------------------------|
| WR 43   | F. Hooker, 83      | J. Dunbar | LDE 81 Nick Roman      |
| LT 73   | Doug Dieken        |           | 74 Carl Barisich       |
| LG 69   | P. Adams, 78       | B. McKay  | LDT 71 Walter Johnson  |
| C 61    | Bob DeMarco        |           | RDT 72 Jerry Sherk     |
| RG 65   | John DeMarie       |           | RDE 66 Mike Seifert    |
| 62      | Glen Holloway      |           | 81 Nick Roman          |
| RT 79   | Gerry Sullivan     |           | LLB 59 Charlie Hall    |
| 78      | Bob McKay          |           | MLB 60 Bob Babich      |
| TE 89   | Milt Morin         |           | RLB 50 John Garlington |
| 84      | Jim Thaxton        |           | LCB 22 Clarence Scott  |
| WR 88   | Steve Holden       |           | RCB 21 Van Green       |
| 42      | Gloster Richardson |           | 23 Clifford Brooks     |
| OB 15   | M. Phipps, 17      | B. Sipe   | SS 21 Van Green        |
| RB 30   | K. Brown, 34       | G. Pruitt | 29 Walt Sumner         |
| RB 34   | Greg Pruitt        |           | FS 27 Thom Darden      |
| 37      | Hugh McKinnis      |           | 28 Eddie Brown         |

RADIO ANNOUNCERS:  
Gib Shanley, Jim Graner (WHK 1420 AM)

| DATE  | RESULT   | OPPONENT                | ATT    |
|-------|----------|-------------------------|--------|
| 9/15  | L, 7-33  | at Cincinnati Bengals   | 53,113 |
| 9/22  | W, 20-7  | Houston Oilers          | 58,988 |
| 9/29  | L, 7-29  | at St. Louis Cardinals  | 43,472 |
| 10/6  | L, 24-40 | Oakland Raiders         | 65,247 |
| 10/13 | L, 24-34 | Cincinnati Bengals      | 70,897 |
| 10/20 | L, 16-20 | at Pittsburgh Steelers  | 48,100 |
| 10/27 | W, 23-21 | Denver Broncos          | 60,478 |
| 11/3  | L, 35-36 | at San Diego Chargers   | 36,631 |
| 11/10 | W, 21-14 | at New England Patriots | 61,279 |
| 11/17 | L, 16-26 | Pittsburgh Steelers     | 77,739 |
| 11/24 | L, 10-15 | Buffalo Bills           | 66,504 |
| 12/1  | W, 7-0   | San Francisco 49ers     | 24,559 |
| 12/7  | L, 17-41 | at Dallas Cowboys       | 48,754 |
| 12/15 | L, 24-28 | at Houston Oilers       | 37,910 |

| TEAM STATISTICS      | BROWNS  | OPPONENT |
|----------------------|---------|----------|
| Total First Downs    | 223     | 247      |
| Rushing              | 104     | 126      |
| Passing              | 92      | 95       |
| Penalty              | 27      | 26       |
| 3rd Down: Made/Att   | 67/196  | 74/193   |
| 3rd Down Pct.        | 34.2%   | 38.3%    |
| Total Net Yards      | 3,651   | 4,440    |
| Avg. Per Game        | 260.8   | 317.1    |
| Total Plays          | 876     | 890      |
| Avg. Per Play        | 4.2     | 5.0      |
| Net Yards Rushing    | 1,924   | 2,415    |
| Avg. Per Game        | 137.4   | 172.5    |
| Total Rushes         | 461     | 555      |
| Net Yards Passing    | 1,727   | 2,025    |
| Avg. Per Game        | 123.4   | 144.6    |
| Sacked/Yards Lost    | 48/402  | 28/234   |
| Gross Yards          | 2,129   | 2,259    |
| Attempts/Completions | 367/179 | 308/139  |
| Completion Pct.      | 48.8%   | 45.1%    |
| Had Intercepted      | 24      | 24       |
| Punts/Avg.           | 90/40.5 | 76/38.0  |
| Net Punting Avg.     | 90/32.6 | 76/31.1  |
| Penalties/Yards Lost | 78/767  | 81/731   |
| Fumbles/Ball Lost    | 34/15   | 31/16    |
| Touchdowns           | 30      | 43       |
| Rushing              | 14      | 17       |
| Passing              | 12      | 22       |
| Returns              | 4       | 4        |

| SCORE BY PERIODS | 1ST | 2ND | 3RD | 4TH | OT | TOT |
|------------------|-----|-----|-----|-----|----|-----|
| Browns           | 61  | 60  | 57  | 73  | 0  | 251 |
| Opponents        | 62  | 103 | 116 | 63  | 0  | 344 |

| SCORING       | RU | PA | ST | DF | PAT   | 2RU | 2PA | FG    | SAP | TF |
|---------------|----|----|----|----|-------|-----|-----|-------|-----|----|
| Cockroft, Don | 0  | 0  | 0  | 0  | 29/30 | 0   | 0   | 14/16 | 0   | 71 |
| Brown, Ken    | 4  | 2  | 0  | 0  | 0/0   | 0   | 0   | 0/0   | 0   | 36 |
| Pruitt, Greg  | 3  | 1  | 1  | 0  | 0/0   | 0   | 0   | 0/0   | 0   | 30 |
| Sipe, Brian   | 4  | 0  | 0  | 0  | 0/0   | 0   | 0   | 0/0   | 0   | 24 |

| PASSING       | ATT | CMP | YDS   | PCT   | AVIAT | TD | TD%   | INT | INT% | LG  | TKLD   | RATING |
|---------------|-----|-----|-------|-------|-------|----|-------|-----|------|-----|--------|--------|
| Phipps, Mike  | 256 | 117 | 1,384 | 45.7  | 5.41  | 9  | 3.5   | 17  | 6.6  | 55  | 33/280 | 46.7   |
| Sipe, Brian   | 108 | 59  | 603   | 54.6  | 5.58  | 1  | 0.9   | 7   | 6.5  | 37  | 15/122 | 47.0   |
| Pruitt, Greg  | 2   | 2   | 115   | 100.0 | 57.50 | 2  | 100.0 | 0   | 0.0  | 60t | 0t     | 158.3  |
| Cockroft, Don | 1   | 1   | 27    | 100.0 | 27.00 | 0  | 0.0   | 0   | 0.0  | 27  | 0t     | 118.8  |
| Browns        | 367 | 179 | 2,129 | 48.8  | 5.80  | 12 | 3.3   | 24  | 6.5  | 60t | 48/402 | 50.6   |
| Opponents     | 308 | 139 | 2,259 | 45.1  | 7.33  | 22 | 7.1   | 24  | 7.8  | 75t | 28/234 | 61.6   |

|                |    |    |   |   |       |   |   |     |   |     |
|----------------|----|----|---|---|-------|---|---|-----|---|-----|
| Morin, Milt    | 0  | 3  | 0 | 0 | 0/0   | 0 | 0 | 0/0 | 0 | 18  |
| Holden, Steve  | 0  | 3  | 0 | 0 | 0/0   | 0 | 0 | 0/0 | 0 | 18  |
| Richardson, G. | 0  | 2  | 0 | 0 | 0/0   | 0 | 0 | 0/0 | 0 | 12  |
| McKinnis, H.   | 2  | 0  | 0 | 0 | 0/0   | 0 | 0 | 0/0 | 0 | 12  |
| Hall, Charlie  | 0  | 0  | 1 | 0 | 0/0   | 0 | 0 | 0/0 | 0 | 6   |
| Hooker, Fair   | 0  | 1  | 0 | 0 | 0/0   | 0 | 0 | 0/0 | 0 | 6   |
| Darden, Thom   | 0  | 0  | 0 | 1 | 0/0   | 0 | 0 | 0/0 | 0 | 6   |
| Green, Van     | 0  | 0  | 0 | 1 | 0/0   | 0 | 0 | 0/0 | 0 | 6   |
| Phipps, Mike   | 1  | 0  | 0 | 0 | 0/0   | 0 | 0 | 0/0 | 0 | 6   |
| Browns         | 14 | 12 | 1 | 3 | 29/30 | 0 | 0 | 0/0 | 0 | 251 |
| Opponents      | 17 | 22 | 4 | 0 | 38/43 | 0 | 0 | 0/0 | 0 | 344 |

| RUSHING        | NO  | YDS   | AVG   | LG  | TD |
|----------------|-----|-------|-------|-----|----|
| Pruitt, Greg   | 126 | 540   | 4.3   | 54  | 3  |
| Brown, Ken     | 125 | 458   | 3.7   | 27  | 4  |
| McKinnis, Hugh | 124 | 519   | 4.2   | 44t | 2  |
| Phipps, Mike   | 39  | 279   | 7.2   | 19  | 1  |
| Scott, Bo      | 23  | 86    | 3.7   | 20  | 0  |
| Sipe, Brian    | 16  | 44    | 2.8   | 17  | 4  |
| Lefear, Billy  | 6   | 2     | 0.3   | 4   | 0  |
| Holden, Steve  | 6   | 6     | 1.0   | 6   | 0  |
| Thaxton, Jim   | 1   | -10   | -10.0 | -10 | 0  |
| Browns         | 461 | 1,924 | 4.2   | 54  | 14 |
| Opponents      | 555 | 2,415 | 4.4   | 54  | 17 |

| RECEIVING           | NO  | YDS   | AVG  | LG  | TD |
|---------------------|-----|-------|------|-----|----|
| McKinnis, Hugh      | 32  | 258   | 8.1  | 55  | 0  |
| Holden, Steve       | 30  | 452   | 15.1 | 53  | 3  |
| Brown, Ken          | 29  | 194   | 6.7  | 19  | 2  |
| Morin, Milt         | 27  | 330   | 12.2 | 32  | 3  |
| Pruitt, Greg        | 21  | 274   | 13.0 | 43  | 1  |
| Richardson, Gloster | 9   | 266   | 29.6 | 60t | 2  |
| Scott, Bo           | 7   | 22    | 3.1  | 13  | 0  |
| Dunbar, Jubilee     | 6   | 74    | 12.3 | 25  | 0  |
| Sullivan, Dave      | 5   | 92    | 18.4 | 37  | 0  |
| Thaxton, Jim        | 4   | 71    | 17.8 | 34  | 0  |
| Hooker, Fair        | 4   | 48    | 12.0 | 17  | 1  |
| Lefear, Billy       | 4   | 21    | 5.3  | 8   | 0  |
| Green, Van          | 1   | 27    | 27.0 | 27  | 0  |
| Browns              | 179 | 2,129 | 11.9 | 60t | 12 |
| Opponents           | 139 | 2,259 | 16.3 | 75t | 22 |

| INTERCEPTIONS    | NO | YDS | AVG  | LG  | TD |
|------------------|----|-----|------|-----|----|
| Darden, Thom     | 8  | 105 | 13.1 | 31  | 0  |
| Scott, Clarence  | 4  | 42  | 10.5 | 25  | 1  |
| Hall, Charlie    | 3  | 54  | 18.0 | 29t | 0  |
| Green, Van       | 2  | 56  | 28.0 | 36t | 1  |
| Garlington, John | 2  | 33  | 16.5 | 28  | 0  |
| Brown, Eddie     | 2  | 24  | 12.0 | 24  | 0  |
| Andrews, Billy   | 1  | 18  | 18.0 | 18  | 0  |
| Babich, Bob      | 1  | 4   | 4.0  | 4   | 0  |
| Thaxton, Jim     | 1  | 0   | 0.0  | 0   | 0  |
| Browns           | 24 | 336 | 14.0 | 36t | 2  |
| Opponents        | 24 | 423 | 17.6 | 59  | 1  |

| PUNTING       | NO | YDS   | AVG  | IN20 | TB | LG | BLK |
|---------------|----|-------|------|------|----|----|-----|
| Cockroft, Don | 90 | 3,643 | 40.5 | 0    | 11 | 64 | 0   |
| Browns        | 90 | 3,643 | 40.5 | 0    | 11 | 64 | 0   |
| Opponents     | 76 | 2,885 | 38.0 | 0    | 3  | 56 | 0   |

| PUNT RETURNS  | NO | FC | YDS | AVG  | LG  | TD |
|---------------|----|----|-----|------|-----|----|
| Pruitt, Greg  | 27 | 0  | 349 | 12.9 | 72  | 0  |
| Darden, Thom  | 21 | 0  | 173 | 8.2  | 45  | 0  |
| Lefear, Billy | 2  | 0  | 1   | 0.5  | 1   | 0  |
| Brown, Eddie  | 2  | 1  | 0   | 0.0  | 0   | 0  |
| Browns        | 52 | 1  | 523 | 10.1 | 72  | 0  |
| Opponents     | 68 | 5  | 705 | 10.4 | 62t | 1  |

| KICKOFF RETURNS | NO | YDS   | AVG  | LG  | TD |
|-----------------|----|-------|------|-----|----|
| Lefear, Billy   | 26 | 574   | 22.1 | 41  | 0  |
| Pruitt, Greg    | 22 | 606   | 27.5 | 88t | 1  |
| Brown, Eddie    | 6  | 138   | 23.0 | 36  | 0  |
| Romaniszyn, Jim | 5  | 48    | 9.6  | 17  | 0  |
| Brown, Ken      | 1  | 9     | 9.0  | 9   | 0  |
| Browns          | 60 | 1,375 | 22.9 | 88t | 1  |
| Opponents       | 55 | 1,345 | 24.5 | 94t | 1  |

| FIELD GOALS   | 1-19 | 20-29 | 30-39 | 40-49 | 50+ | TOT   |
|---------------|------|-------|-------|-------|-----|-------|
| Cockroft, Don | 1/1  | 7/7   | 3/3   | 3/4   | 0/1 | 14/16 |
| Browns        | 1/1  | 7/7   | 3/3   | 3/4   | 0/1 | 14/16 |
| Opponents     | 1/1  | 3/3   | 6/7   | 4/8   | 0/4 | 14/23 |

# 1975 (3-11)

COACH: Forrest Gregg  
 DIVISION FINISH: 4th AFC Central  
 1975 USUAL STARTING LINEUPS

| OFFENSE                       |                             | DEFENSE |  |
|-------------------------------|-----------------------------|---------|--|
| WR 33 Reggie Rucker           | LDE 77 Ron East             |         |  |
| LT 73 Doug Dieken             | LDT 71 Walter Johnson       |         |  |
| LG 67 Chuck Hutchison         | RDT 74 Carl Barisich        |         |  |
| C 54 Tom DeLeone              | RDT 72 Jerry Sherk          |         |  |
| 65 John DeMarie               | RDE 70 Mack Mitchell        |         |  |
| RG 78 Bob McKay               | MLB 59 Charlie Hall         |         |  |
| 68 Robert E. Jackson          | MLB 52 Dick Ambrose         |         |  |
| RT 79 Gerry Sullivan          | 60 Bob Babich               |         |  |
| 63 Barry Darrow               | RLB 50 John Garlington      |         |  |
| TE 81 O. Roan, 89 M. Morin    | 60 Bob Babich               |         |  |
| WR 88 S. Holden, 80 W. Miller | LCB 22 Clarence Scott       |         |  |
| QB 15 M. Phipps, 17 B. Sipe   | RCB 20 Tony Peters          |         |  |
| RB 34 Greg Pruitt             | SS 24 P. Athas, 21 V. Green |         |  |
| RB 39 Billy Pritchett         | FS 42 N. Craig, 21 V. Green |         |  |
| 37 Hugh McKinnis              |                             |         |  |

RADIO ANNOUNCERS:  
 Gib Shanley, Jim Mueller (WHK 1420 AM)

| DATE  | RESULT   | OPPONENT               | ATT    |
|-------|----------|------------------------|--------|
| 9/21  | L, 17-24 | at Cincinnati Bengals  | 52,874 |
| 9/28  | L, 10-42 | Minnesota Vikings      | 68,064 |
| 10/5  | L, 6-42  | Pittsburgh Steelers    | 73,595 |
| 10/12 | L, 10-40 | Houston Oilers         | 46,531 |
| 10/19 | L, 15-16 | at Denver Broncos      | 52,590 |
| 10/26 | L, 7-23  | Washington Redskins    | 56,702 |
| 11/2  | L, 7-21  | at Baltimore Colts     | 35,235 |
| 11/9  | L, 10-21 | at Detroit Lions       | 75,283 |
| 11/16 | L, 17-38 | at Oakland Raiders     | 50,461 |
| 11/23 | W, 35-23 | Cincinnati Bengals     | 56,427 |
| 11/30 | W, 17-16 | New Orleans Saints     | 44,753 |
| 12/7  | L, 17-31 | at Pittsburgh Steelers | 47,962 |
| 12/14 | W, 40-14 | Kansas City Chiefs     | 44,368 |
| 12/21 | L, 10-21 | at Houston Oilers      | 43,770 |

| TEAM STATISTICS      | BROWNS  | OPPONENT |
|----------------------|---------|----------|
| Total First Downs    | 247     | 274      |
| Rushing              | 109     | 124      |
| Passing              | 114     | 125      |
| Penalty              | 24      | 25       |
| 3rd Down Made/Att    | 78/210  | 96/213   |
| 3rd Down Pct.        | 37.1%   | 45.1%    |
| Total Net Yards      | 3,807   | 4,621    |
| Avg. Per Game        | 271.9   | 330.1    |
| Total Plays          | 915     | 939      |
| Avg. Per Play        | 4.2     | 4.9      |
| Net Yards Rushing    | 1,850   | 2,032    |
| Avg. Per Game        | 132.1   | 145.1    |
| Total Rushes         | 440     | 544      |
| Net Yards Passing    | 1,957   | 2,589    |
| Avg. Per Game        | 139.8   | 184.9    |
| Sacked/Yards Lost    | 38/340  | 34/300   |
| Gross Yards          | 2,297   | 2,889    |
| Attempts/Completions | 437/220 | 361/202  |
| Completion Pct.      | 50.3%   | 56.0%    |
| Had Intercepted      | 23      | 10       |
| Punts/Avg.           | 82/40.5 | 73/38.5  |
| Net Punting Avg.     | 82/34.7 | 73/34.5  |
| Penalties/Yards Lost | 85/851  | 88/729   |
| Fumbles/Ball Lost    | 35/14   | 26/16    |
| Touchdowns           | 24      | 48       |
| Rushing              | 14      | 21       |
| Passing              | 7       | 25       |
| Returns              | 3       | 2        |

| SCORE BY PERIODS | 1ST | 2ND | 3RD | 4TH | OT | TOT   |
|------------------|-----|-----|-----|-----|----|-------|
| Browns           | 32  | 42  | 59  | 85  | 0  | — 218 |
| Opponents        | 92  | 119 | 60  | 101 | 0  | — 372 |

| SCORING        | RU | PA | ST | DF | PAT   | 2RU | 2PA | FG    | SAF | TP  |
|----------------|----|----|----|----|-------|-----|-----|-------|-----|-----|
| Cockroft, Don  | 0  | 0  | 0  | 0  | 21/24 | 0   | 0   | 17/23 | 0   | 72  |
| Pruitt, Greg   | 8  | 1  | 0  | 0  | 0/0   | 0   | 0   | 0     | 0   | 54  |
| McKinnis, Hugh | 4  | 0  | 0  | 0  | 0/0   | 0   | 0   | 0     | 0   | 24  |
| Roan, Oscar    | 3  | 0  | 0  | 0  | 0/0   | 0   | 0   | 0     | 0   | 18  |
| Rucker, Reggie | 0  | 3  | 0  | 0  | 0/0   | 0   | 0   | 0     | 0   | 18  |
| Miller, Willie | 0  | 0  | 1  | 0  | 0/0   | 0   | 0   | 0     | 0   | 6   |
| Hall, Charlie  | 0  | 0  | 0  | 1  | 0/0   | 0   | 0   | 0     | 0   | 6   |
| Hill, Jim      | 0  | 0  | 0  | 1  | 0/0   | 0   | 0   | 0     | 0   | 6   |
| Brown, Ken     | 1  | 0  | 0  | 0  | 0/0   | 0   | 0   | 0     | 0   | 6   |
| Miller, Cleo   | 1  | 0  | 0  | 0  | 0/0   | 0   | 0   | 0     | 0   | 6   |
| East, Ron      | 0  | 0  | 0  | 0  | 0/0   | 0   | 0   | 0     | 0   | 1 2 |

| PASSING        | ATT | COMP | YDS   | PCT   | AVI/AT | TD | TD%   | INT | INT% | LG  | TKLD   | RATING |
|----------------|-----|------|-------|-------|--------|----|-------|-----|------|-----|--------|--------|
| Phipps, Mike   | 313 | 162  | 1,749 | 51.8  | 5.59   | 4  | 1.3   | 19  | 6.1  | 48  | 28/261 | 47.5   |
| Sipe, Brian    | 88  | 45   | 427   | 51.1  | 4.85   | 1  | 1.1   | 3   | 3.4  | 22  | 8/58   | 54.5   |
| Cureton, Will  | 32  | 10   | 95    | 31.3  | 2.97   | 1  | 3.1   | 1   | 3.1  | 16  | 2/21   | 38.0   |
| Miller, Willie | 1   | 1    | 26    | 100.0 | 26.00  | 1  | 100.0 | 0   | 0.0  | 26t | 0/0    | 158.3  |
| Cockroft, Don  | 2   | 2    | 2     | 100.0 | 1.00   | 0  | 0.0   | 0   | 0.0  | 1   | 0/0    | 79.2   |
| Hynoski, Henry | 1   | 0    | 0     | 0.0   | 0.00   | 0  | 0.0   | 0   | 0.0  | 0   | 0/0    | 39.6   |
| Browns         | 437 | 220  | 2,299 | 50.3  | 5.26   | 7  | 1.6   | 23  | 5.3  | 48  | 38/340 | 49.4   |
| Opponents      | 361 | 202  | 2,889 | 56.0  | 8.00   | 25 | 6.9   | 10  | 2.8  | 75t | 34/300 | 93.6   |

|           |    |    |   |   |       |   |   |       |   |     |
|-----------|----|----|---|---|-------|---|---|-------|---|-----|
| Browns    | 14 | 7  | 1 | 2 | 21/24 | 0 | 0 | 17/23 | 1 | 218 |
| Opponents | 21 | 25 | 2 | 0 | 45/48 | 0 | 0 | 13/21 | 0 | 372 |

| RUSHING          | NO  | YDS   | AVG  | LG | TD |
|------------------|-----|-------|------|----|----|
| Pruitt, Greg     | 217 | 1,067 | 4.9  | 50 | 8  |
| Pritchett, Billy | 75  | 199   | 2.7  | 19 | 0  |
| McKinnis, Hugh   | 71  | 259   | 3.6  | 14 | 4  |
| Phipps, Mike     | 18  | 70    | 3.9  | 12 | 0  |
| Poole, Larry     | 17  | 114   | 6.7  | 26 | 0  |
| Brown, Ken       | 16  | 45    | 2.8  | 8  | 1  |
| Sipe, Brian      | 9   | 60    | 6.7  | 21 | 0  |
| Hynoski, Henry   | 7   | 38    | 5.4  | 11 | 0  |
| Miller, Cleo     | 6   | 3     | 0.5  | 6  | 1  |
| Holden, Steve    | 2   | -4    | -2.0 | 0  | 0  |
| Cureton, Will    | 1   | 1     | 1.0  | 1  | 0  |
| Miller, Willie   | 1   | -2    | -2.0 | -2 | 0  |
| Browns           | 440 | 1,850 | 4.2  | 50 | 14 |
| Opponents        | 544 | 2,032 | 3.7  | 41 | 21 |

| RECEIVING        | NO  | YDS   | AVG  | LG  | TD |
|------------------|-----|-------|------|-----|----|
| Rucker, Reggie   | 60  | 770   | 12.8 | 40t | 3  |
| Pruitt, Greg     | 44  | 299   | 6.8  | 48  | 1  |
| Roan, Oscar      | 41  | 463   | 11.3 | 31  | 3  |
| Holden, Steve    | 21  | 320   | 15.2 | 28  | 0  |
| McKinnis, Hugh   | 17  | 155   | 9.1  | 20  | 0  |
| Pritchett, Billy | 16  | 109   | 6.8  | 18  | 0  |
| Miller, Willie   | 7   | 57    | 8.1  | 17  | 0  |
| Hynoski, Henry   | 4   | 31    | 7.8  | 15  | 0  |
| Brown, Ken       | 2   | 23    | 11.5 | 17  | 0  |
| Miller, Cleo     | 2   | 20    | 10.0 | 10  | 0  |
| Morin, Mill      | 1   | 19    | 19.0 | 19  | 0  |
| Lefear, Billy    | 1   | 14    | 14.0 | 14  | 0  |
| Parris, Gary     | 1   | 12    | 12.0 | 12  | 0  |
| Poole, Larry     | 1   | 5     | 5.0  | 5   | 0  |
| Craig, Neal      | 1   | 1     | 1.0  | 1   | 0  |
| Green, Van       | 1   | -1    | -1.0 | -1  | 0  |
| Browns           | 220 | 2,297 | 10.4 | 48  | 7  |
| Opponents        | 202 | 2,889 | 14.3 | 75t | 25 |

| INTERCEPTIONS   | NO | YDS | AVG  | LG  | TD |
|-----------------|----|-----|------|-----|----|
| Hall, Charlie   | 2  | 28  | 14.0 | 19  | 0  |
| Scott, Clarence | 2  | 4   | 2.0  | 4   | 0  |
| Hill, Jim       | 1  | 56  | 56.0 | 56t | 1  |
| Graf, Dave      | 1  | 19  | 19.0 | 19  | 0  |
| Pitts, John     | 1  | 0   | 0.0  | 0   | 0  |
| Craig, Neal     | 1  | 0   | 0.0  | 0   | 0  |
| Green, Van      | 1  | 0   | 0.0  | 0   | 0  |
| Peters, Tony    | 1  | 0   | 0.0  | 0   | 0  |
| Browns          | 10 | 107 | 10.7 | 56t | 1  |
| Opponents       | 23 | 340 | 14.8 | 67t | 1  |

| PUNTING       | NO | YDS   | AVG  | IN20 | TB | LG | BLK |
|---------------|----|-------|------|------|----|----|-----|
| Cockroft, Don | 82 | 3,317 | 40.5 | 0    | 7  | 67 | 1   |
| Browns        | 82 | 3,317 | 40.5 | 0    | 7  | 67 | 1   |
| Opponents     | 73 | 2,810 | 38.5 | 0    | 8  | 57 | 1   |

| PUNT RETURNS   | NO | FC | YDS | AVG  | LG | TD |
|----------------|----|----|-----|------|----|----|
| Pruitt, Greg   | 13 | 1  | 130 | 10.0 | 30 | 0  |
| Miller, Willie | 10 | 0  | 47  | 4.7  | 23 | 0  |
| Athas, Pete    | 5  | 2  | 36  | 7.2  | 16 | 0  |
| Poole, Larry   | 6  | 0  | 35  | 5.8  | 11 | 0  |
| Hynoski, Henry | 2  | 0  | 16  | 8.0  | 9  | 0  |
| Brown, Eddie   | 2  | 0  | 16  | 8.0  | 9  | 0  |
| Lefear, Billy  | 1  | 0  | 14  | 14.0 | 14 | 0  |
| Green, Van     | 1  | 0  | 0   | 0.0  | 0  | 0  |
| Browns         | 40 | 3  | 294 | 7.3  | 30 | 0  |
| Opponents      | 45 | 15 | 469 | 10.4 | 48 | 0  |

| KICKOFF RETURNS | NO | YDS   | AVG  | LG  | TD |
|-----------------|----|-------|------|-----|----|
| Pruitt, Greg    | 14 | 302   | 21.6 | 40  | 0  |
| Lefear, Billy   | 13 | 412   | 31.7 | 92  | 0  |
| Hynoski, Henry  | 8  | 194   | 24.3 | 37  | 0  |
| Brown, Ken      | 7  | 126   | 18.0 | 29  | 0  |
| Brown, Eddie    | 6  | 126   | 21.0 | 27  | 0  |
| Athas, Pete     | 6  | 95    | 15.8 | 23  | 0  |
| Miller, Willie  | 4  | 94    | 23.5 | 38  | 0  |
| Miller, Cleo    | 3  | 70    | 23.3 | 31  | 0  |
| McKinnis, Hugh  | 3  | 39    | 13.0 | 16  | 0  |
| Poole, Larry    | 2  | 65    | 32.5 | 40  | 0  |
| Ambrose, Dick   | 1  | 3     | 3.0  | 3   | 0  |
| Browns          | 67 | 1,526 | 22.8 | 92  | 0  |
| Opponents       | 48 | 1,278 | 26.6 | 81t | 1  |

| FIELD GOALS   | 1-19 | 20-29 | 30-39 | 40-49 | 50+ | TOT   |
|---------------|------|-------|-------|-------|-----|-------|
| Cockroft, Don | 1/1  | 7/9   | 4/6   | 5/5   | 0/2 | 17/23 |
| Browns        | 1/1  | 7/9   | 4/6   | 5/5   | 0/2 | 17/23 |
| Opponents     | 0/0  | 6/8   | 3/5   | 3/6   | 1/2 | 13/2  |

| PASSING        | ATT | COMP | YDS   | PCT   | AVI/AT | TD | TD%   | INT | INT% | LG  | TKLD   | RATING |
|----------------|-----|------|-------|-------|--------|----|-------|-----|------|-----|--------|--------|
| Phipps, Mike   | 313 | 162  | 1,749 | 51.8  | 5.59   | 4  | 1.3   | 19  | 6.1  | 48  | 28/261 | 47.5   |
| Sipe, Brian    | 88  | 45   | 427   | 51.1  | 4.85   | 1  | 1.1   | 3   | 3.4  | 22  | 8/58   | 54.5   |
| Cureton, Will  | 32  | 10   | 95    | 31.3  | 2.97   | 1  | 3.1   | 1   | 3.1  | 16  | 2/21   | 38.0   |
| Miller, Willie | 1   | 1    | 26    | 100.0 | 26.00  | 1  | 100.0 | 0   | 0.0  | 26t | 0/0    | 158.3  |
| Cockroft, Don  | 2   | 2    | 2     | 100.0 | 1.00   | 0  | 0.0   | 0   | 0.0  | 1   | 0/0    | 79.2   |
| Hynoski, Henry | 1   | 0    | 0     | 0.0   | 0.00   | 0  | 0.0   | 0   | 0.0  | 0   | 0/0    | 39.6   |
| Browns         | 437 | 220  | 2,299 | 50.3  | 5.26   | 7  | 1.6   | 23  | 5.3  | 48  | 38/340 | 49.4   |
| Opponents      | 361 | 202  | 2,889 | 56.0  | 8.00   | 25 | 6.9   | 10  | 2.8  | 75t | 34/300 | 93.6   |

## 1976 (9-5)

|   |                                |                                |  |
|---|--------------------------------|--------------------------------|--|
| <b>COACH:</b> Forrest Gregg             |                                |                                |  |
| <b>DIVISION FINISH:</b> 3rd AFC Central |                                |                                |  |
| <b>1976 USUAL STARTING LINEUPS</b>      |                                |                                |  |
| <b>OFFENSE</b>                          |                                | <b>DEFENSE</b>                 |  |
| WR 42 Paul Warfield                     | LDE 64 Joe Jones               | LDT 71 Walter Johnson          |  |
| LT 73 Doug Dieken                       | RDT 72 Jerry Sherk             | RDE 70 Mack Mitchell           |  |
| LG 69 Pete Adams                        | 74 Mike St. Clair              | 77 Charlie Hall                |  |
| 65 Henry Sheppard                       | 74 Mike St. Clair              | MLB 60 Bob Babich              |  |
| C 54 Tom DeLeone                        | 52 Dick Ambrose                | RLB 86 Gerald Irons            |  |
| RG 68 Robert E. Jackson                 | 52 Dick Ambrose                | LCB 22 Clarence Scott          |  |
| RT 63 Barry Darrow                      | MLB 60 Bob Babich              | RCB 28 R. Bolton, 20 T. Peters |  |
| TE 81 O. Roan, 84 G. Parris             | 52 Dick Ambrose                | SS 49 N. Craig, 24 T. Brown    |  |
| WR 33 Reggie Rucker                     | RLB 86 Gerald Irons            | FS 27 Thom Darden              |  |
| QB 17 B. Sipe, 15 M. Phipps             | LCB 22 Clarence Scott          |                                |  |
| RB 34 G. Pruitt, 35 L. Poole            | RCB 28 R. Bolton, 20 T. Peters |                                |  |
| RB 30 C. Miller, 43 M. Pruitt           | SS 49 N. Craig, 24 T. Brown    |                                |  |
| <b>RADIO ANNOUNCERS:</b>                |                                |                                |  |
| Gib Shanley, Jim Mueller (WHK 1420 AM)  |                                |                                |  |

| DATE  | RESULT   | OPPONENT                | ATT    |
|-------|----------|-------------------------|--------|
| 9/12  | W, 38-17 | New York Jets           | 67,496 |
| 9/19  | L, 14-31 | at Pittsburgh Steelers  | 49,169 |
| 9/26  | L, 13-44 | at Denver Broncos       | 62,775 |
| 10/3  | L, 24-45 | Cincinnati Bengals      | 75,817 |
| 10/10 | W, 18-16 | Pittsburgh Steelers     | 76,411 |
| 10/17 | W, 20-17 | at Atlanta Falcons      | 33,364 |
| 10/24 | W, 21-17 | San Diego Chargers      | 60,018 |
| 10/31 | L, 6-21  | at Cincinnati Bengals   | 54,776 |
| 11/7  | W, 21-7  | at Houston Oilers       | 39,828 |
| 11/14 | W, 24-3  | Philadelphia Eagles     | 62,120 |
| 11/21 | W, 24-7  | at Tampa Bay Buccaneers | 36,930 |
| 11/28 | W, 17-13 | Miami Dolphins          | 74,715 |
| 12/5  | W, 13-10 | Houston Oilers          | 56,025 |
| 12/12 | L, 14-39 | at Kansas City Chiefs   | 34,340 |

| TEAM STATISTICS      | BROWNS    | OPPONENT |
|----------------------|-----------|----------|
| Total First Downs    | 259       | 244      |
| Rushing              | 119       | 109      |
| Passing              | 111       | 111      |
| Penalty              | 29        | 24       |
| 3rd Down: Made/Att   | 89/202    | 76/188   |
| 3rd Down Pct.        | 44.1%     | 40.4%    |
| Total Net Yards      | 4,542     | 3,793    |
| Avg. Per Game        | 324.4     | 270.9    |
| Total Plays          | 925       | 865      |
| Avg. Per Play        | 4.9       | 4.4      |
| Net Yards Rushing    | 2,295     | 1,761    |
| Avg. Per Game        | 163.9     | 125.8    |
| Total Rushes         | 533       | 445      |
| Net Yards Passing    | 2,247     | 2,032    |
| Avg. Per Game        | 160.5     | 145.1    |
| Sacked/Yards Lost    | 19/152    | 30/321   |
| Gross Yards          | 2,399     | 2,353    |
| Attempts/Completions | 373/209   | 392/225  |
| Completion Pct.      | 56.0%     | 57.4%    |
| Had Intercepted      | 15        | 21       |
| Punts/Avg.           | 66/39.1   | 71/37.3  |
| Net Punting Avg.     | 66/31.2   | 71/32.1  |
| Penalties/Yards Lost | 107/1,037 | 89/711   |
| Fumbles/Ball Lost    | 46/22     | 24/11    |
| Touchdowns           | 32        | 37       |
| Rushing              | 9         | 15       |
| Passing              | 21        | 18       |
| Returns              | 2         | 4        |

| SCORE BY PERIODS | 1ST | 2ND | 3RD | 4TH | OT | TOT |
|------------------|-----|-----|-----|-----|----|-----|
| Browns           | 53  | 92  | 56  | 66  | 0  | 267 |
| Opponents        | 62  | 83  | 66  | 76  | 0  | 287 |

| SCORING        | RU | PA | ST | DF | PAT   | 2RU | 2PA | FG    | SAF | TP |
|----------------|----|----|----|----|-------|-----|-----|-------|-----|----|
| Cockroft, Don  | 0  | 0  | 0  | 0  | 27/30 | 0   | 0   | 15/28 | 0   | 72 |
| Rucker, Reggie | 0  | 8  | 0  | 0  | 0/0   | 0   | 0   | 0/0   | 0   | 48 |
| Warfield, Paul | 0  | 6  | 0  | 0  | 0/0   | 0   | 0   | 0/0   | 0   | 36 |
| Pruitt, Greg   | 4  | 1  | 0  | 0  | 0/0   | 0   | 0   | 0/0   | 0   | 30 |
| Roan, Oscar    | 4  | 0  | 0  | 0  | 0/0   | 0   | 0   | 0/0   | 0   | 24 |
| Miller, Cleo   | 4  | 0  | 0  | 0  | 0/0   | 0   | 0   | 0/0   | 0   | 24 |
| Holden, Steve  | 0  | 1  | 0  | 0  | 0/0   | 0   | 0   | 0/0   | 0   | 6  |
| Jones, Joe     | 0  | 0  | 0  | 1  | 0/0   | 0   | 0   | 0/0   | 0   | 6  |
| Poole, Larry   | 1  | 0  | 0  | 0  | 0/0   | 0   | 0   | 0/0   | 0   | 6  |

| PASSING       | ATT | CMP | YDS   | PCT  | AVIAT | TD | TD%  | INT | INT% | LG | TKLD   | RATING |
|---------------|-----|-----|-------|------|-------|----|------|-----|------|----|--------|--------|
| Sipe, Brian   | 312 | 178 | 2,113 | 57.1 | 6.77  | 17 | 5.4  | 14  | 4.5  | 52 | 16/142 | 77.3   |
| Phipps, Mike  | 37  | 20  | 146   | 54.1 | 3.95  | 3  | 8.1  | 0   | 0.0  | 23 | 1/6    | 90.6   |
| Mays, Dave    | 20  | 9   | 101   | 45.0 | 5.05  | 0  | 0.0  | 1   | 5.0  | 21 | 2/4    | 39.8   |
| Pruitt, Greg  | 3   | 2   | 39    | 66.7 | 13.00 | 1  | 33.3 | 0   | 0.0  | 29 | 0/0    | 149.3  |
| Cockroft, Don | 1   | 0   | 0     | 0.0  | 0.00  | 0  | 0.0  | 0   | 0.0  | 0  | 0/0    | 39.6   |
| Browns        | 373 | 209 | 2,399 | 56.0 | 6.43  | 21 | 5.6  | 15  | 4.0  | 52 | 19/152 | 77.6   |
| Opponents     | 392 | 225 | 2,353 | 57.4 | 6.00  | 18 | 4.6  | 21  | 5.4  | 69 | 32/321 | 67.9   |

|                 |    |    |   |   |       |   |   |     |       |   |     |
|-----------------|----|----|---|---|-------|---|---|-----|-------|---|-----|
| Duncan, Brian   | 0  | 1  | 0 | 0 | 0/0   | 0 | 0 | 0/0 | 0     | 6 |     |
| Bolton, Ron     | 0  | 0  | 0 | 1 | 0/0   | 0 | 0 | 0/0 | 0     | 6 |     |
| Johnson, Walter | 0  | 0  | 0 | 0 | 0/0   | 0 | 0 | 0/0 | 0     | 1 |     |
| Sipe, Brian     | 0  | 0  | 0 | 0 | 1/1   | 0 | 0 | 0/0 | 0     | 1 |     |
| Team, Stat      | 0  | 0  | 0 | 0 | 0/1   | 0 | 0 | 0/0 | 0     | 0 |     |
| Browns          | 9  | 21 | 0 | 2 | 28/32 | 0 | 0 | 0   | 15/28 | 1 | 267 |
| Opponents       | 15 | 18 | 4 | 0 | 32/37 | 0 | 0 | 0   | 11/19 | 0 | 287 |

| RUSHING        | NO  | YDS   | AVG  | LG | TD |
|----------------|-----|-------|------|----|----|
| Pruitt, Greg   | 209 | 1,000 | 4.8  | 64 | 4  |
| Miller, Cleo   | 153 | 613   | 4.0  | 21 | 4  |
| Poole, Larry   | 78  | 356   | 4.6  | 26 | 1  |
| Pruitt, Mike   | 52  | 138   | 2.7  | 18 | 0  |
| Sipe, Brian    | 18  | 71    | 3.9  | 17 | 0  |
| Duncan, Brian  | 11  | 44    | 4.0  | 11 | 0  |
| Mays, Dave     | 5   | 14    | 2.8  | 6  | 0  |
| Phipps, Mike   | 4   | 26    | 6.5  | 24 | 0  |
| Rucker, Reggie | 2   | 30    | 15.0 | 27 | 0  |
| Warfield, Paul | 1   | 3     | 3.0  | 3  | 0  |
| Browns         | 533 | 2,295 | 4.3  | 64 | 9  |
| Opponents      | 445 | 1,761 | 4.0  | 59 | 15 |

| RECEIVING      | NO  | YDS   | AVG  | LG | TD |
|----------------|-----|-------|------|----|----|
| Rucker, Reggie | 49  | 676   | 13.8 | 45 | 8  |
| Pruitt, Greg   | 45  | 341   | 7.6  | 27 | 1  |
| Warfield, Paul | 38  | 613   | 16.1 | 37 | 6  |
| Miller, Cleo   | 16  | 145   | 9.1  | 38 | 0  |
| Roan, Oscar    | 15  | 174   | 11.6 | 23 | 4  |
| Poole, Larry   | 14  | 70    | 5.0  | 21 | 0  |
| Holden, Steve  | 8   | 128   | 16.0 | 26 | 1  |
| Pruitt, Mike   | 8   | 26    | 3.3  | 15 | 0  |
| Duncan, Brian  | 6   | 49    | 8.2  | 17 | 1  |
| Logan, Dave    | 5   | 104   | 20.8 | 52 | 0  |
| Parris, Gary   | 5   | 73    | 14.6 | 15 | 0  |
| Browns         | 209 | 2,399 | 11.5 | 52 | 21 |
| Opponents      | 225 | 2,353 | 10.5 | 69 | 18 |

| INTERCEPTIONS   | NO | YDS | AVG  | LG | TD |
|-----------------|----|-----|------|----|----|
| Darden, Thom    | 7  | 73  | 10.4 | 21 | 0  |
| Scott, Clarence | 4  | 11  | 2.8  | 5  | 0  |
| Bolton, Ron     | 3  | 76  | 25.3 | 39 | 1  |
| Babich, Bob     | 2  | 29  | 14.5 | 21 | 0  |
| Brown, Terry    | 1  | 24  | 24.0 | 24 | 0  |
| Hall, Charlie   | 1  | 12  | 12.0 | 12 | 0  |
| Craig, Neal     | 1  | 8   | 8.0  | 8  | 0  |
| Irons, Gerald   | 1  | 1   | 1.0  | 1  | 0  |
| Sherk, Jerry    | 1  | 0   | 0.0  | 0  | 0  |
| Browns          | 21 | 234 | 11.1 | 39 | 1  |
| Opponents       | 15 | 123 | 8.2  | 34 | 0  |

| PUNTING       | NO | YDS   | AVG  | IN20 | TB | LG | BLK |
|---------------|----|-------|------|------|----|----|-----|
| Cockroft, Don | 64 | 2,487 | 38.9 | 8    | 4  | 51 | 3   |
| Mays, Dave    | 2  | 91    | 45.5 | 1    | 0  | 54 | 0   |
| Browns        | 66 | 2,578 | 39.1 | 9    | 4  | 54 | 3   |
| Opponents     | 71 | 2,650 | 37.3 | 14   | 0  | 59 | 0   |

| PUNT RETURNS   | NO | FC | YDS | AVG  | LG | TD |
|----------------|----|----|-----|------|----|----|
| Holden, Steve  | 31 | 2  | 205 | 6.6  | 38 | 0  |
| Feacher, Ricky | 14 | 1  | 142 | 10.1 | 49 | 0  |
| Miller, Willie | 5  | 0  | 22  | 4.4  | 8  | 0  |
| Browns         | 50 | 3  | 369 | 7.4  | 49 | 0  |
| Opponents      | 45 | 8  | 517 | 11.5 | 73 | 2  |

| KICKOFF RETURNS    | NO | YDS   | AVG  | LG | TD |
|--------------------|----|-------|------|----|----|
| Holden, Steve      | 19 | 461   | 24.3 | 44 | 0  |
| Feacher, Ricky     | 14 | 311   | 22.2 | 33 | 0  |
| Duncan, Brian      | 6  | 145   | 24.2 | 27 | 0  |
| Pruitt, Mike       | 6  | 106   | 17.7 | 30 | 0  |
| Poole, Larry       | 3  | 62    | 20.7 | 21 | 0  |
| Pruitt, Greg       | 1  | 27    | 27.0 | 27 | 0  |
| Miller, Cleo       | 1  | 23    | 23.0 | 23 | 0  |
| Jackson, Robert E. | 1  | 16    | 16.0 | 16 | 0  |
| Ambrose, Dick      | 1  | 16    | 16.0 | 16 | 0  |
| Graf, Dave         | 1  | 15    | 15.0 | 15 | 0  |
| Miller, Willie     | 1  | 0     | 0.0  | 0  | 0  |
| Browns             | 54 | 1,182 | 21.9 | 44 | 0  |
| Opponents          | 57 | 1,347 | 23.6 | 97 | 1  |

| FIELD GOALS   | 1-19 | 20-29 | 30-39 | 40-49 | 50+ | TOT   |
|---------------|------|-------|-------|-------|-----|-------|
| Cockroft, Don | 2/2  | 3/6   | 5/6   | 4/11  | 1/3 | 15/28 |
| Browns        | 2/2  | 3/6   | 5/6   | 4/11  | 1/3 | 15/28 |
| Opponents     | 0/0  | 2/4   | 4/6   | 5/9   | 0/0 | 11/19 |

# 1977 (6-8)

COACH: Forrest Gregg (first 13 games)/Dick Modzelewski (final game)

DIVISION FINISH: 4th AFC Central

## 1977 USUAL STARTING LINEUPS

| OFFENSE                     |                                | DEFENSE |  |
|-----------------------------|--------------------------------|---------|--|
| WR 85 Dave Logan            | LDE 64 Joe Jones               |         |  |
| 42 Paul Warfield            | LDT 66 Earl Edwards            |         |  |
| LT 73 Doug Dieken           | RDT 78 M. Sims, 72 Jerry Sherk |         |  |
| LG 65 Henry Sheppard        | RDE 74 Mike St. Clair          |         |  |
| C 54 Tom DeLeone            | 70 Mack Mitchell               |         |  |
| RG 68 Robert E. Jackson     | LLB 59 Charlie Hall            |         |  |
| RT 63 Barry Darrow          | MLB 52 Dick Ambrose            |         |  |
| TE 81 O. Roan, 84 G. Parris | RLB 86 Gerald Irons            |         |  |
| WR 33 Reggie Rucker         | LCB 22 Clarence Scott          |         |  |
| QB 17 Brian Sipe            | RCB 21 Oliver Davis            |         |  |
| RB 34 Greg Pruitt           | SS 20 Tony Peters              |         |  |
| RB 30 Cleo Miller           | FS 27 Thom Darden              |         |  |

RADIO ANNOUNCERS:  
Gib Shanley, Jim Mueller (WHK 1420 AM)

| DATE  | RESULT        | OPPONENT               | ATT    |
|-------|---------------|------------------------|--------|
| 9/18  | W, 13-3       | at Cincinnati Bengals  | 52,847 |
| 9/26  | W, 30-27 (OT) | New England Patriots   | 76,418 |
| 10/2  | L, 14-28      | Pittsburgh Steelers    | 80,588 |
| 10/9  | L, 10-26      | Oakland Raiders        | 80,236 |
| 10/16 | W, 24-23      | at Houston Oilers      | 47,888 |
| 10/23 | W, 27-16      | at Buffalo Bills       | 60,905 |
| 10/30 | W, 44-7       | Kansas City Chiefs     | 60,381 |
| 11/6  | L, 7-10       | Cincinnati Bengals     | 81,932 |
| 11/13 | L, 31-35      | at Pittsburgh Steelers | 47,055 |
| 11/20 | W, 21-7       | at New York Giants     | 72,576 |
| 11/27 | L, 0-9        | Los Angeles Rams       | 70,352 |
| 12/4  | L, 14-37      | at San Diego Chargers  | 37,312 |
| 12/11 | L, 15-19      | Houston Oilers         | 30,898 |
| 12/18 | L, 19-20      | at Seattle Seahawks    | 61,583 |

## TEAM STATISTICS

|                         | BROWNS    | OPPONENT |
|-------------------------|-----------|----------|
| Total First Downs       | 271       | 261      |
| Rushing                 | 119       | 113      |
| Passing                 | 119       | 116      |
| Penalty                 | 33        | 32       |
| 3rd Down: Made/Att      | 76/188    | 74/186   |
| 3rd Down Pct.           | 40.4%     | 39.8%    |
| Total Net Yards         | 4,375     | 4,115    |
| Avg. Per Game           | 312.5     | 293.9    |
| Total Plays             | 911       | 889      |
| Avg. Per Play           | 4.8       | 4.6      |
| Net Yards Rushing       | 2,200     | 2,098    |
| Avg. Per Game           | 157.1     | 149.9    |
| Total Rushes            | 510       | 524      |
| Net Yards Passing       | 2,175     | 2,017    |
| Avg. Per Game           | 155.4     | 144.1    |
| Sacked/Yards Lost       | 24/199    | 27/281   |
| Gross Yards             | 2,374     | 2,298    |
| Attempts/Completions    | 377/208   | 340/184  |
| Completion Pct.         | 55.2%     | 54.1%    |
| Had Intercepted         | 31        | 23       |
| Punts/Avg.              | 62/39.0   | 70/37.7  |
| Net Punting Avg.        | 62/30.0   | 70/33.1  |
| Penalties/Yards Lost    | 125/1,046 | 117/979  |
| Fumbles/Ball Lost       | 34/22     | 32/16    |
| Touchdowns              | 31        | 32       |
| Rushing                 | 9         | 14       |
| Passing                 | 19        | 15       |
| Returns                 | 3         | 3        |
| Avg. Time Of Possession | 30:13     | 29:47    |

| SCORE BY PERIODS | 1ST | 2ND | 3RD | 4TH | OT | TOT |
|------------------|-----|-----|-----|-----|----|-----|
| Browns           | 63  | 77  | 40  | 86  | 3  | 269 |
| Opponents        | 68  | 100 | 38  | 61  | 0  | 267 |

| SCORING        | RU | PA | ST | DF | PAT   | 2RU | 2PA | FG    | SAF | TP |
|----------------|----|----|----|----|-------|-----|-----|-------|-----|----|
| Cockroft, Don  | 0  | 0  | 0  | 0  | 30/31 | 0   | 0   | 17/23 | 0   | 81 |
| Miller, Cleo   | 4  | 1  | 0  | 0  | 0/0   | 0   | 0   | 0/0   | 0   | 30 |
| Parris, Gary   | 0  | 5  | 0  | 0  | 0/0   | 0   | 0   | 0/0   | 0   | 30 |
| Poole, Larry   | 1  | 3  | 0  | 0  | 0/0   | 0   | 0   | 0/0   | 0   | 24 |
| Pruitt, Greg   | 3  | 1  | 0  | 0  | 0/0   | 0   | 0   | 0/0   | 0   | 24 |
| Rucker, Reggie | 0  | 2  | 0  | 0  | 0/0   | 0   | 0   | 0/0   | 0   | 12 |
| Warfield, Paul | 0  | 2  | 0  | 0  | 0/0   | 0   | 0   | 0/0   | 0   | 12 |
| Roan, Oscar    | 0  | 2  | 0  | 0  | 0/0   | 0   | 0   | 0/0   | 0   | 12 |
| Pruitt, Mike   | 1  | 0  | 0  | 0  | 0/0   | 0   | 0   | 0/0   | 0   | 6  |

|               |    |    |   |   |       |   |   |       |   |     |
|---------------|----|----|---|---|-------|---|---|-------|---|-----|
| Luck, Terry   | 0  | 1  | 0 | 0 | 0/0   | 0 | 0 | 0/0   | 0 | 6   |
| Logan, Dave   | 0  | 1  | 0 | 0 | 0/0   | 0 | 0 | 0/0   | 0 | 6   |
| Darden, Thom  | 0  | 0  | 0 | 1 | 0/0   | 0 | 0 | 0/0   | 0 | 6   |
| Scott, C.     | 0  | 0  | 0 | 1 | 0/0   | 0 | 0 | 0/0   | 0 | 6   |
| Irons, Gerald | 0  | 0  | 0 | 1 | 0/0   | 0 | 0 | 0/0   | 0 | 6   |
| Duncan, Brian | 0  | 1  | 0 | 0 | 0/0   | 0 | 0 | 0/0   | 0 | 6   |
| Sherk, Jerry  | 0  | 0  | 0 | 0 | 0/0   | 0 | 0 | 0/0   | 1 | 2   |
| Browns        | 9  | 19 | 0 | 3 | 30/31 | 0 | 0 | 17/23 | 1 | 269 |
| Opponents     | 14 | 15 | 3 | 0 | 27/32 | 0 | 0 | 16/22 | 0 | 267 |

| RUSHING        | NO  | YDS   | AVG  | LG  | TD |
|----------------|-----|-------|------|-----|----|
| Pruitt, Greg   | 236 | 1,086 | 4.6  | 78t | 3  |
| Miller, Cleo   | 163 | 756   | 4.6  | 38  | 4  |
| Pruitt, Mike   | 47  | 205   | 4.4  | 21  | 1  |
| Poole, Larry   | 38  | 118   | 3.1  | 12t | 1  |
| Sipe, Brian    | 10  | 14    | 1.4  | 9   | 0  |
| Duncan, Brian  | 5   | 16    | 3.2  | 10  | 0  |
| Mays, Dave     | 4   | 2     | 0.5  | 2   | 0  |
| Luck, Terry    | 3   | -2    | -0.7 | 1   | 0  |
| Rucker, Reggie | 2   | 6     | 3.0  | 3   | 0  |
| Warfield, Paul | 1   | 2     | 2.0  | 2   | 0  |
| Coleman, Greg  | 1   | -3    | -3.0 | -3  | 0  |
| Browns         | 510 | 2,200 | 4.3  | 78t | 9  |
| Opponents      | 524 | 2,098 | 4.0  | 41  | 14 |

| RECEIVING      | NO  | YDS   | AVG  | LG  | TD |
|----------------|-----|-------|------|-----|----|
| Miller, Cleo   | 41  | 291   | 7.1  | 28  | 1  |
| Pruitt, Greg   | 37  | 471   | 12.7 | 60  | 1  |
| Rucker, Reggie | 36  | 565   | 15.7 | 40  | 2  |
| Parris, Gary   | 21  | 213   | 10.1 | 26t | 5  |
| Logan, Dave    | 19  | 284   | 14.9 | 42  | 1  |
| Warfield, Paul | 18  | 251   | 13.9 | 52t | 2  |
| Poole, Larry   | 17  | 137   | 8.1  | 21  | 3  |
| Roan, Oscar    | 13  | 136   | 10.5 | 27  | 2  |
| Pruitt, Mike   | 3   | 12    | 4.0  | 6   | 0  |
| Craig, Reggie  | 1   | 5     | 5.0  | 5   | 0  |
| Duncan, Brian  | 1   | 5     | 5.0  | 5t  | 1  |
| Luck, Terry    | 1   | 4     | 4.0  | 4t  | 1  |
| Browns         | 208 | 2,374 | 11.4 | 60  | 19 |
| Opponents      | 184 | 2,298 | 12.5 | 67t | 14 |

| INTERCEPTIONS   | NO | YDS | AVG  | LG  | TD |
|-----------------|----|-----|------|-----|----|
| Darden, Thom    | 6  | 107 | 17.8 | 49  | 1  |
| Irons, Gerald   | 3  | 99  | 33.0 | 53t | 1  |
| Scott, Clarence | 3  | 72  | 24.0 | 49t | 1  |
| Davis, Oliver   | 3  | 71  | 23.7 | 32  | 0  |
| Bolton, Ron     | 3  | 50  | 16.7 | 43  | 0  |
| Peters, Tony    | 2  | 29  | 14.5 | 25  | 0  |
| Hall, Charlie   | 1  | 2   | 2.0  | 2   | 0  |
| Jones, Joe      | 1  | 0   | 0.0  | 0   | 0  |
| Woolsey, Rolly  | 1  | 0   | 0.0  | 0   | 0  |
| Browns          | 23 | 430 | 18.7 | 53t | 3  |
| Opponents       | 31 | 343 | 11.1 | 53  | 0  |

| PUNTING       | NO | YDS   | AVG  | IN20 | TB | LG | BLK |
|---------------|----|-------|------|------|----|----|-----|
| Coleman, Greg | 61 | 2,389 | 39.2 | 21   | 2  | 58 | 0   |
| Cockroft, Don | 1  | 30    | 30.0 | 0    | 1  | 30 | 0   |
| Browns        | 62 | 2,419 | 39.0 | 21   | 3  | 58 | 0   |
| Opponents     | 70 | 2,641 | 37.7 | 16   | 5  | 67 | 0   |

| PUNT RETURNS   | NO | FC | YDS | AVG  | LG  | TD |
|----------------|----|----|-----|------|-----|----|
| Woolsey, Rolly | 32 | 3  | 290 | 9.1  | 44  | 0  |
| Payton, Edward | 3  | 0  | 17  | 5.7  | 16  | 0  |
| Feacher, Ricky | 2  | 0  | 15  | 7.5  | 15  | 0  |
| Craig, Reggie  | 1  | 0  | 0   | 0.0  | 0   | 0  |
| Browns         | 38 | 3  | 322 | 8.5  | 44  | 0  |
| Opponents      | 31 | 1  | 558 | 18.0 | 91t | 3  |

| KICKOFF RETURNS    | NO | YDS   | AVG  | LG | TD |
|--------------------|----|-------|------|----|----|
| Duncan, Brian      | 15 | 298   | 19.9 | 36 | 0  |
| Feacher, Ricky     | 11 | 219   | 19.9 | 26 | 0  |
| Williams, Lawrence | 8  | 199   | 24.9 | 32 | 0  |
| Pruitt, Mike       | 6  | 131   | 21.8 | 31 | 0  |
| Ellis, Ken         | 5  | 80    | 16.0 | 30 | 0  |
| Payton, Edward     | 4  | 91    | 22.8 | 34 | 0  |
| Jackson, Robert E. | 1  | 21    | 21.0 | 21 | 0  |
| Ambrose, Dick      | 1  | 20    | 20.0 | 20 | 0  |
| Babich, Bob        | 1  | 14    | 14.0 | 14 | 0  |
| Woolsey, Rolly     | 1  | 2     | 2.0  | 2  | 0  |
| Browns             | 53 | 1,075 | 20.3 | 36 | 0  |
| Opponents          | 50 | 986   | 19.7 | 45 | 0  |

| FIELD GOALS   | 1-19 | 20-29 | 30-39 | 40-49 | 50+ | TOT   |
|---------------|------|-------|-------|-------|-----|-------|
| Cockroft, Don | 0/0  | 6/6   | 6/8   | 5/9   | 0/0 | 17/23 |
| Browns        | 0/0  | 6/6   | 6/8   | 5/9   | 0/0 | 17/23 |
| Opponents     | 1/1  | 6/6   | 7/9   | 2/5   | 0/1 | 16/22 |

| PASSING      | ATT | CMP | YDS   | PCT  | AV/AT | TD | TD%  | INT | INT% | LG  | TKLD   | RATNG |
|--------------|-----|-----|-------|------|-------|----|------|-----|------|-----|--------|-------|
| Sipe, Brian  | 195 | 112 | 1,233 | 57.4 | 6.32  | 9  | 4.6  | 14  | 7.2  | 52t | 16/114 | 61.8  |
| Mays, Dave   | 121 | 67  | 797   | 55.4 | 6.59  | 6  | 5.0  | 10  | 8.3  | 60  | 6/67   | 57.8  |
| Luck, Terry  | 50  | 25  | 316   | 50.0 | 6.32  | 1  | 2.0  | 7   | 14.0 | 33  | 1/8    | 37.2  |
| Pruitt, Greg | 9   | 4   | 28    | 44.4 | 3.11  | 3  | 33.3 | 0   | 0.0  | 13  | 1/10   | 91.7  |
| Logan, Dave  | 2   | 0   | 0     | 0.0  | 0.00  | 0  | 0.0  | 0   | 0.0  | 0   | 0/0    | 39.6  |
| Browns       | 377 | 208 | 2,374 | 55.2 | 6.30  | 19 | 5.0  | 31  | 8.2  | 60  | 24/199 | 56.8  |
| Opponents    | 340 | 184 | 2,298 | 54.1 | 6.76  | 15 | 4.4  | 23  | 6.8  | 67t | 31/281 | 61.9  |

## 1978 (8-8)

COACH: Sam Rutigliano  
DIVISION FINISH: 3rd AFC Central  
1978 USUAL STARTING LINEUPS

| OFFENSE |                   | DEFENSE |                          |
|---------|-------------------|---------|--------------------------|
| WR 85   | Dave Logan        | LDE 74  | Mike St. Clair           |
| LT 73   | Doug Dieken       | LDT 66  | Earl Edwards             |
| LG 65   | Henry Sheppard    | RDT 72  | Jerry Sherk              |
| C 54    | Tom DeLeone       | RDE 70  | M. Mitchell, 64 J. Jones |
| RG 68   | Robert E. Jackson | LOLB 59 | Charlie Hall             |
| RT 63   | Barry Darrow      | MLB 52  | Dick Ambrose             |
| TE 82   | Ozzie Newsome     | ROLB 86 | Gerald Irons             |
| WR 33   | Reggie Rucker     | 57      | Clay Matthews            |
| QB 17   | Brian Sipe        | LCB 22  | C. Scott, 28 R. Bolton   |
| FB 43   | Mike Pruitt       | RCB 21  | Oliver Davis             |
| 30      | Clea Miller       | SS 20   | Tony Peters              |
| RB 34   | Greg Pruitt       | FS 27   | Thom Darden              |

RADIO ANNOUNCERS:  
Gib Shanley, Jim Mueller (WHK 1420 AM)

| DATE  | RESULT        | OPPONENT               | ATT    |
|-------|---------------|------------------------|--------|
| 9/3   | W, 24-7       | San Francisco 49ers    | 68,973 |
| 9/10  | W, 13-10 (OT) | Cincinnati Bengals     | 72,691 |
| 9/17  | W, 24-16      | at Atlanta Falcons     | 56,648 |
| 9/24  | L, 9-15 (OT)  | at Pittsburgh Steelers | 49,573 |
| 10/1  | L, 13-16      | Houston Oilers         | 72,776 |
| 10/8  | W, 24-16      | at New Orleans Saints  | 50,158 |
| 10/15 | L, 14-34      | Pittsburgh Steelers    | 81,302 |
| 10/22 | L, 3-17       | at Kansas City Chiefs  | 41,157 |
| 10/29 | W, 41-20      | Buffalo Bills          | 51,409 |
| 11/5  | L, 10-14      | at Houston Oilers      | 45,827 |
| 11/12 | L, 7-19       | Denver Broncos         | 70,856 |
| 11/19 | W, 45-24      | at Baltimore Colts     | 45,341 |
| 11/26 | W, 30-19      | Los Angeles Rams       | 55,158 |
| 12/3  | L, 24-47      | at Seattle Seahawks    | 62,262 |
| 12/10 | W, 37-34 (OT) | New York Jets          | 36,881 |
| 12/17 | L, 16-48      | at Cincinnati Bengals  | 46,985 |

| TEAM STATISTICS         | BROWNS    | OPPONENT  |
|-------------------------|-----------|-----------|
| Total First Downs       | 293       | 329       |
| Rushing                 | 133       | 117       |
| Passing                 | 130       | 174       |
| Penalty                 | 30        | 38        |
| 3rd Down: Made/Att      | 85/217    | 96/230    |
| 3rd Down Pct.           | 39.2%     | 41.7%     |
| Total Net Yards         | 5,347     | 5,352     |
| Avg. Per Game           | 334.2     | 334.5     |
| Total Plays             | 1,036     | 1,083     |
| Avg. Per Play           | 5.2       | 4.9       |
| Net Yards Rushing       | 2,488     | 2,149     |
| Avg. Per Game           | 155.5     | 134.3     |
| Total Rushes            | 559       | 563       |
| Net Yards Passing       | 2,859     | 3,203     |
| Avg. Per Game           | 178.7     | 200.2     |
| Sacked/Yards Lost       | 35/278    | 31/232    |
| Gross Yards             | 3,137     | 3,435     |
| Attempts/Completions    | 442/236   | 489/265   |
| Completion Pct.         | 53.4%     | 54.2%     |
| Had Intercepted         | 21        | 27        |
| Punts/Avg.              | 79/39.1   | 82/38.4   |
| Net Punting Avg.        | 79/34.5   | 82/34.5   |
| Penalties/Yards Lost    | 127/1,165 | 131/1,110 |
| Fumbles/Ball Lost       | 50/29     | 35/18     |
| Touchdowns              | 40        | 42        |
| Rushing                 | 17        | 19        |
| Passing                 | 22        | 20        |
| Returns                 | 1         | 3         |
| Avg. Time Of Possession | 30:06     | 29:54     |

| SCORE BY PERIODS | 1ST | 2ND | 3RD | 4TH | OT | TOT   |
|------------------|-----|-----|-----|-----|----|-------|
| Browns           | 50  | 115 | 85  | 78  | 6  | — 334 |
| Opponents        | 46  | 99  | 60  | 145 | 6  | — 356 |

| SCORING        | RU | PA | ST | DF | PAT   | ZRU | ZPA | FG    | SAP | TF |
|----------------|----|----|----|----|-------|-----|-----|-------|-----|----|
| Cockroft, Don  | 0  | 0  | 0  | 0  | 37/40 | 0   | 0   | 19/28 | 0   | 94 |
| Rucker, Reggie | 0  | 8  | 0  | 0  | 0/0   | 0   | 0   | 0/0   | 0   | 48 |
| Hill, Calvin   | 1  | 6  | 0  | 0  | 0/0   | 0   | 0   | 0/0   | 0   | 42 |
| Pruitt, Mike   | 5  | 0  | 0  | 0  | 0/0   | 0   | 0   | 0/0   | 0   | 30 |

| PASSING       | ATT | CMP | YDS   | PCT   | AV/AT | TD | TD% | INT | INT% | LG  | TKLD   | RATNG |
|---------------|-----|-----|-------|-------|-------|----|-----|-----|------|-----|--------|-------|
| Sipe, Brian   | 399 | 222 | 2,906 | 55.6  | 7.28  | 21 | 5.3 | 15  | 3.8  | 69t | 29/229 | 80.7  |
| Miller, Mark  | 39  | 13  | 212   | 33.3  | 5.44  | 1  | 2.6 | 4   | 10.3 | 44  | 5/47   | 21.5  |
| Evans, Johnny | 1   | 1   | 19    | 100.0 | 19.00 | 0  | 0.0 | 0   | 0.0  | 0   | 0      | 118.8 |
| Pruitt, Greg  | 3   | 0   | 0     | 0.0   | 0.00  | 0  | 0.0 | 2   | 66.7 | 0   | 0/0    | 0.0   |
| Hill, Calvin  | 0   | 0   | 0     | 0.0   | 0.00  | 0  | 0.0 | 0   | 0.0  | 0   | 1/2    | 39.6  |
| Browns        | 442 | 236 | 3,137 | 53.4  | 7.10  | 22 | 5.0 | 21  | 4.8  | 69t | 35/278 | 72.9  |
| Opponents     | 489 | 265 | 3,435 | 54.2  | 7.02  | 20 | 4.1 | 27  | 5.5  | 72t | 31/232 | 67.1  |

\* Led NFL

|                |    |    |   |   |       |   |   |       |   |     |
|----------------|----|----|---|---|-------|---|---|-------|---|-----|
| Pruitt, Greg   | 3  | 2  | 0 | 0 | 0/0   | 0 | 0 | 0/0   | 0 | 30  |
| Logan, Dave    | 0  | 4  | 0 | 0 | 0/0   | 0 | 0 | 0/0   | 0 | 24  |
| Newsome, Ozzie | 2  | 2  | 0 | 0 | 0/0   | 0 | 0 | 0/0   | 0 | 24  |
| Sipe, Brian    | 3  | 0  | 0 | 0 | 0/0   | 0 | 0 | 0/0   | 0 | 18  |
| Miller, Cleo   | 1  | 0  | 0 | 0 | 0/0   | 0 | 0 | 0/0   | 0 | 6   |
| Collins, Larry | 1  | 0  | 0 | 0 | 0/0   | 0 | 0 | 0/0   | 0 | 6   |
| Davis, Oliver  | 0  | 0  | 0 | 1 | 0/0   | 0 | 0 | 0/0   | 0 | 6   |
| Miller, Mark   | 1  | 0  | 0 | 0 | 0/0   | 0 | 0 | 0/0   | 0 | 6   |
| Browns         | 17 | 22 | 0 | 1 | 37/40 | 0 | 0 | 19/28 | 0 | 334 |
| Opponents      | 19 | 20 | 3 | 0 | 36/41 | 0 | 0 | 22/29 | 1 | 356 |

| RUSHING        | NO  | YDS   | AVG | LG  | TD |
|----------------|-----|-------|-----|-----|----|
| Pruitt, Greg   | 176 | 960   | 5.5 | 70t | 3  |
| Pruitt, Mike   | 135 | 560   | 4.1 | 71t | 5  |
| Miller, Cleo   | 89  | 336   | 3.8 | 18  | 1  |
| Hill, Calvin   | 80  | 289   | 3.6 | 21  | 1  |
| Sipe, Brian    | 28  | 87    | 3.1 | 35  | 3  |
| Collins, Larry | 22  | 64    | 2.9 | 19  | 1  |
| Newsome, Ozzie | 13  | 96    | 7.4 | 33t | 2  |
| Miller, Mark   | 7   | 63    | 9.0 | 17  | 1  |
| Sullivan, Tom  | 5   | 7     | 1.4 | 5   | 0  |
| Rucker, Reggie | 2   | 14    | 7.0 | 9   | 0  |
| Evans, Johnny  | 2   | 12    | 6.0 | 12  | 0  |
| Browns         | 559 | 2,488 | 4.5 | 71t | 17 |
| Opponents      | 563 | 2,149 | 3.8 | 39  | 19 |

| RECEIVING      | NO  | YDS   | AVG  | LG  | TD |
|----------------|-----|-------|------|-----|----|
| Rucker, Reggie | 43  | 893   | 20.8 | 69t | 8  |
| Newsome, Ozzie | 38  | 589   | 15.5 | 47  | 2  |
| Pruitt, Greg   | 38  | 292   | 7.7  | 26t | 2  |
| Logan, Dave    | 37  | 585   | 15.8 | 44  | 4  |
| Hill, Calvin   | 25  | 334   | 13.4 | 53t | 6  |
| Miller, Cleo   | 20  | 152   | 7.6  | 23  | 0  |
| Pruitt, Mike   | 20  | 112   | 5.6  | 15  | 0  |
| Wright, Keith  | 8   | 76    | 9.5  | 20  | 0  |
| Feacher, Ricky | 4   | 76    | 19.0 | 42  | 0  |
| Sullivan, Tom  | 1   | 20    | 20.0 | 20  | 0  |
| Parris, Gary   | 1   | 4     | 4.0  | 4   | 0  |
| Collins, Larry | 1   | 4     | 4.0  | 4   | 0  |
| Browns         | 236 | 3,137 | 13.3 | 69t | 22 |
| Opponents      | 265 | 3,435 | 13.0 | 72t | 20 |

| INTERCEPTIONS   | NO  | YDS | AVG  | LG | TD |
|-----------------|-----|-----|------|----|----|
| Darden, Thom    | 10* | 200 | 20.0 | 46 | 0  |
| Davis, Oliver   | 6   | 65  | 10.8 | 33 | 1  |
| Scott, Clarence | 3   | 15  | 5.0  | 7  | 0  |
| Ambrose, Dick   | 2   | 46  | 23.0 | 39 | 0  |
| Irons, Gerald   | 2   | 9   | 4.5  | 9  | 0  |
| Peters, Tony    | 2   | 7   | 3.5  | 7  | 0  |
| Hill, Charlie   | 1   | 6   | 6.0  | 6  | 0  |
| Matthews, Clay  | 1   | 5   | 5.0  | 5  | 0  |
| Browns          | 27  | 353 | 13.1 | 46 | 1  |
| Opponents       | 21  | 343 | 16.3 | 65 | 2  |

| PUNTING       | NO | YDS   | AVG  | IN20 | TB | LG | BLK |
|---------------|----|-------|------|------|----|----|-----|
| Evans, Johnny | 79 | 3,089 | 39.1 | 16   | 8  | 65 | 0   |
| Browns        | 79 | 3,089 | 39.1 | 16   | 8  | 65 | 0   |
| Opponents     | 82 | 3,146 | 38.4 | 14   | 9  | 56 | 0   |

| PUNT RETURNS   | NO | FC | YDS | AVG  | LG | TD |
|----------------|----|----|-----|------|----|----|
| Wright, Keith  | 37 | 16 | 288 | 7.8  | 42 | 0  |
| Newsome, Ozzie | 2  | 1  | 29  | 14.5 | 24 | 0  |
| Browns         | 39 | 17 | 317 | 8.1  | 42 | 0  |
| Opponents      | 41 | 5  | 366 | 8.9  | 39 | 0  |

| KICKOFF RETURNS    | NO | YDS   | AVG  | LG  | TD |
|--------------------|----|-------|------|-----|----|
| Collins, Larry     | 32 | 709   | 22.2 | 41  | 0  |
| Wright, Keith      | 30 | 789   | 26.3 | 86  | 0  |
| Sullivan, Tom      | 4  | 90    | 22.5 | 27  | 0  |
| Rich, Randy        | 2  | 43    | 21.5 | 24  | 0  |
| Pruitt, Greg       | 1  | 31    | 31.0 | 31  | 0  |
| Jackson, Robert E. | 1  | 19    | 19.0 | 19  | 0  |
| Miller, Cleo       | 1  | 15    | 15.0 | 15  | 0  |
| Rucker, Reggie     | 1  | 1     | 1.0  | 1   | 0  |
| Browns             | 72 | 1,697 | 23.6 | 86  | 0  |
| Opponents          | 72 | 1,469 | 20.4 | 95t | 1  |

| FIELD GOALS   | 1-19 | 20-29 | 30-39 | 40-49 | 50+ | TOT   |
|---------------|------|-------|-------|-------|-----|-------|
| Cockroft, Don | 1/2  | 6/7   | 2/5   | 10/12 | 0/2 | 19/28 |
| Browns        | 1/2  | 6/7   | 2/5   | 10/12 | 0/2 | 19/28 |
| Opponents     | 2/2  | 9/9   | 5/10  | 6/8   | 0/0 | 22/29 |

# 1979 (9-7)

**COACH:** Sam Rutigliano  
**DIVISION FINISH:** 3rd AFC Central  
**1979 USUAL STARTING LINEUPS**

| OFFENSE                     |                       | DEFENSE |  |
|-----------------------------|-----------------------|---------|--|
| WR 85 Dave Logan            | LDE 77 Lyle Alzado    |         |  |
| LT 73 Doug Dieken           | LDT 78 Mickey Sherman |         |  |
| LG 63 Cody Risien           | RDT 72 Jerry Siks     |         |  |
| C 54 Tom DeLeone            | RDE 81 Jack Gregory   |         |  |
| RG 68 Robert E. Jackson     | ROLB 59 Charlie Hall  |         |  |
| RT 65 Henry Sheppard        | MLB 52 Dick Ambrose   |         |  |
| TE 82 Ozzie Newsome         | ROLB 57 Clay Matthews |         |  |
| WR 33 Reggie Rucker         | LCB 28 Ron Bolton     |         |  |
| QB 17 Brian Sipe            | RCB 21 Oliver Davis   |         |  |
| FB 43 Mike Pruitt           | SS 22 Clarence Scott  |         |  |
| RB 35 C. Hill, 34 G. Pruitt | FS 27 Thom Darden     |         |  |

**RADIO ANNOUNCERS:**  
 Gib Shanley, Jim Mueller (WHK 1420 AM)

| DATE  | RESULT        | OPPONENT               | ATT    |
|-------|---------------|------------------------|--------|
| 9/2   | W, 25-22 (OT) | at New York Jets       | 48,472 |
| 9/9   | W, 27-24      | at Kansas City Chiefs  | 42,181 |
| 9/16  | W, 13-10      | Baltimore Colts        | 73,889 |
| 9/24  | W, 26-7       | Dallas Cowboys         | 80,123 |
| 9/30  | L, 10-31      | at Houston Oilers      | 48,915 |
| 10/7  | L, 35-51      | Pittsburgh Steelers    | 81,260 |
| 10/14 | L, 9-13       | Washington Redskins    | 63,323 |
| 10/21 | W, 28-27      | Cincinnati Bengals     | 75,119 |
| 10/28 | W, 38-20      | at St. Louis Cardinals | 47,845 |
| 11/4  | W, 24-19      | at Philadelphia Eagles | 69,019 |
| 11/11 | L, 24-29      | Seattle Seahawks       | 72,440 |
| 11/18 | W, 30-24 (OT) | Miami Dolphins         | 80,374 |
| 11/25 | L, 30-33 (OT) | at Pittsburgh Steelers | 48,773 |
| 12/2  | W, 14-7       | Houston Oilers         | 69,112 |
| 12/9  | L, 14-19      | at Oakland Raiders     | 52,641 |
| 12/16 | L, 12-16      | at Cincinnati Bengals  | 42,183 |

| TEAM STATISTICS         | BROWNS  | OPPONENT  |
|-------------------------|---------|-----------|
| Total First Downs       | 350     | 307       |
| Rushing                 | 125     | 136       |
| Passing                 | 189     | 158       |
| Penalty                 | 36      | 13        |
| 3rd Down: Made/Att      | 99/222  | 105/240   |
| 3rd Down Pct.           | 44.6%   | 43.8%     |
| Total Net Yards         | 5,772   | 5,650     |
| Avg. Per Game           | 360.8   | 353.1     |
| Total Plays             | 1,092   | 1,076     |
| Avg. Per Play           | 5.3     | 5.3       |
| Net Yards Rushing       | 2,281   | 2,604     |
| Avg. Per Game           | 142.6   | 162.8     |
| Total Rushes            | 504     | 577       |
| Net Yards Passing       | 3,491   | 3,046     |
| Avg. Per Game           | 218.2   | 190.4     |
| Sacked/Yards Lost       | 43/347  | 31/243    |
| Gross Yards             | 3,838   | 3,289     |
| Attempts/Completions    | 545/289 | 468/271   |
| Completion Pct.         | 53.0%   | 57.9%     |
| Had Intercepted         | 27      | 16        |
| Punts/Avg.              | 69/41.2 | 80/41.4   |
| Net Punting Avg.        | 69/35.8 | 80/37.1   |
| Penalties/Yards Lost    | 82/709  | 118/1,018 |
| Fumbles/Ball Lost       | 28/17   | 39/16     |
| Touchdowns              | 45      | 42        |
| Rushing                 | 16      | 25        |
| Passing                 | 28      | 14        |
| Returns                 | 1       | 3         |
| Avg. Time Of Possession | 29:29   | 30:31     |

| SCORE BY PERIODS | 1ST | 2ND | 3RD | 4TH | OT | TOT   |
|------------------|-----|-----|-----|-----|----|-------|
| Browns           | 91  | 66  | 78  | 115 | 9  | — 359 |
| Opponents        | 94  | 81  | 60  | 114 | 3  | — 352 |

| SCORING        | RU | PA | ST | DF | PAT   | 2RU | 2PA | FG    | SAF | TP |
|----------------|----|----|----|----|-------|-----|-----|-------|-----|----|
| Cockroft, Don  | 0  | 0  | 0  | 0  | 38/43 | 0   | 0   | 17/29 | 0   | 89 |
| Pruitt, Mike   | 9  | 2  | 0  | 0  | 0/0   | 0   | 0   | 0/0   | 0   | 66 |
| Newsome, O.    | 0  | 9  | 0  | 0  | 0/0   | 0   | 0   | 0/0   | 0   | 54 |
| Logan, Dave    | 0  | 7  | 0  | 0  | 0/0   | 0   | 0   | 0/0   | 0   | 42 |
| Rucker, Reggie | 0  | 6  | 0  | 0  | 0/0   | 0   | 0   | 0/0   | 0   | 36 |
| Hill, Calvin   | 1  | 2  | 0  | 0  | 0/0   | 0   | 0   | 0/0   | 0   | 18 |
| Moriarity, Pat | 2  | 0  | 0  | 0  | 0/0   | 0   | 0   | 0/0   | 0   | 12 |

| PASSING       | ATT | CMP | YDS   | PCT  | AVIAT | TD  | TD% | INT | INT% | LG | TKLD   | RATING |
|---------------|-----|-----|-------|------|-------|-----|-----|-----|------|----|--------|--------|
| Sipe, Brian   | 535 | 286 | 3,793 | 53.5 | 7.09  | 28* | 5.2 | 26  | 4.9  | 74 | 43/347 | 73.4   |
| Miller, Mark  | 8   | 2   | 31    | 25.0 | 3.88  | 0   | 0.0 | 1   | 12.5 | 17 | 0/0    | 3.6    |
| Evans, Johnny | 2   | 1   | 14    | 50.0 | 7.00  | 0   | 0.0 | 0   | 0.0  | 14 | 0/0    | 72.9   |
| Browns        | 545 | 289 | 3,838 | 53.0 | 7.04  | 28  | 5.1 | 27  | 5.0  | 74 | 43/347 | 72.1   |
| Opponents     | 468 | 271 | 3,289 | 57.9 | 7.03  | 14  | 3.0 | 16  | 3.4  | 62 | 31/243 | 75.3   |

\* Tied NFL Lead

|                |    |    |   |   |       |   |   |     |       |     |
|----------------|----|----|---|---|-------|---|---|-----|-------|-----|
| Sipe, Brian    | 2  | 0  | 0 | 0 | 0/0   | 0 | 0 | 0/0 | 0     | 12  |
| Feacher, Ricky | 0  | 1  | 0 | 0 | 0/0   | 0 | 0 | 0/0 | 0     | 6   |
| Pruitt, Greg   | 0  | 1  | 0 | 0 | 0/0   | 0 | 0 | 0/0 | 0     | 6   |
| Miller, Cleo   | 1  | 0  | 0 | 0 | 0/0   | 0 | 0 | 0/0 | 0     | 6   |
| Darden, Thom   | 0  | 0  | 0 | 1 | 0/0   | 0 | 0 | 0/0 | 0     | 6   |
| Hill, Dino     | 1  | 0  | 0 | 0 | 0/0   | 0 | 0 | 0/0 | 0     | 6   |
| Team, Stat     | 0  | 0  | 0 | 0 | 0/1   | 0 | 0 | 0/0 | 0     | 0   |
| Browns         | 16 | 28 | 0 | 1 | 38/44 | 0 | 0 | 0   | 17/29 | 359 |
| Opponents      | 25 | 14 | 3 | 0 | 34/42 | 0 | 0 | 0   | 22/35 | 352 |

| RUSHING        | NO  | YDS   | AVG  | LG  | TD |
|----------------|-----|-------|------|-----|----|
| Pruitt, Mike   | 264 | 1,294 | 4.9  | 77* | 9  |
| Pruitt, Greg   | 62  | 233   | 3.8  | 27  | 0  |
| Hill, Calvin   | 53  | 193   | 3.6  | 33  | 1  |
| Sipe, Brian    | 45  | 188   | 4.2  | 34  | 2  |
| Miller, Cleo   | 39  | 213   | 5.5  | 39† | 1  |
| Hill, Dino     | 22  | 152   | 6.9  | 52† | 1  |
| Moriarity, Pat | 14  | 11    | 0.8  | 8   | 2  |
| Adams, Willis  | 2   | 4     | 2.0  | 3   | 0  |
| Newsome, Ozzie | 1   | 6     | 6.0  | 6   | 0  |
| Feacher, Ricky | 1   | -1    | -1.0 | -1  | 0  |
| Miller, Mark   | 1   | -2    | -2.0 | -2  | 0  |
| Browns         | 504 | 2,291 | 4.5  | 77† | 16 |
| Opponents      | 577 | 2,604 | 4.5  | 71† | 25 |

| RECEIVING        | NO  | YDS   | AVG  | LG  | TD |
|------------------|-----|-------|------|-----|----|
| Logan, Dave      | 59  | 982   | 16.6 | 46  | 7  |
| Newsome, Ozzie   | 55  | 781   | 14.2 | 74  | 9  |
| Rucker, Reggie   | 43  | 749   | 17.4 | 54  | 6  |
| Pruitt, Mike     | 41  | 372   | 9.1  | 50† | 2  |
| Hill, Calvin     | 38  | 381   | 10.0 | 31  | 2  |
| Miller, Cleo     | 26  | 251   | 9.7  | 33  | 0  |
| Pruitt, Greg     | 14  | 155   | 11.1 | 27  | 1  |
| Feacher, Ricky   | 7   | 103   | 14.7 | 25  | 1  |
| Hill, Dino       | 2   | 14    | 7.0  | 8   | 0  |
| Moriarity, Pat   | 1   | 17    | 17.0 | 17  | 0  |
| Weathers, Curtis | 1   | 14    | 14.0 | 14  | 0  |
| Wright, Keith    | 1   | 13    | 13.0 | 13  | 0  |
| Adams, Willis    | 1   | 6     | 6.0  | 6   | 0  |
| Browns           | 289 | 3,838 | 13.3 | 74  | 28 |
| Opponents        | 271 | 3,289 | 12.1 | 62  | 14 |

| INTERCEPTIONS   | NO | YDS | AVG  | LG  | TD |
|-----------------|----|-----|------|-----|----|
| Darden, Thom    | 5  | 125 | 25.0 | 39† | 1  |
| Scott, Clarence | 3  | 56  | 18.7 | 29  | 0  |
| Bolton, Ron     | 3  | 20  | 6.7  | 13  | 0  |
| Hill, Charlie   | 2  | 14  | 7.0  | 11  | 0  |
| Davis, Oliver   | 1  | 33  | 33.0 | 33  | 0  |
| Matthews, Clay  | 1  | 30  | 30.0 | 30  | 0  |
| Ambrose, Dick   | 1  | 0   | 0.0  | 0   | 0  |
| Browns          | 16 | 278 | 17.4 | 39† | 1  |
| Opponents       | 27 | 315 | 11.7 | 50  | 1  |

| PUNTING       | NO | YDS   | AVG  | IN20 | TB | LG | BLK |
|---------------|----|-------|------|------|----|----|-----|
| Evans, Johnny | 69 | 2,844 | 41.2 | 7    | 9  | 59 | 2   |
| Browns        | 69 | 2,844 | 41.2 | 7    | 9  | 59 | 2   |
| Opponents     | 80 | 3,313 | 41.4 | 9    | 9  | 61 | 0   |

| PUNT RETURNS     | NO | FC | YDS | AVG  | LG | TD |
|------------------|----|----|-----|------|----|----|
| Hill, Dino       | 29 | 5  | 295 | 10.2 | 47 | 0  |
| Wright, Keith    | 12 | 6  | 50  | 4.2  | 13 | 0  |
| Newsome, Ozzie   | 0  | 1  | 0   | 0.0  | 0  | 0  |
| Burrell, Clinton | 0  | 2  | 0   | 0.0  | 0  | 0  |
| Browns           | 41 | 14 | 345 | 8.4  | 47 | 0  |
| Opponents        | 45 | 2  | 375 | 8.3  | 38 | 0  |

| KICKOFF RETURNS    | NO | YDS   | AVG  | LG | TD |
|--------------------|----|-------|------|----|----|
| Hill, Dino         | 50 | 1,014 | 20.3 | 33 | 0  |
| Wright, Keith      | 15 | 402   | 26.8 | 45 | 0  |
| Feacher, Ricky     | 2  | 51    | 25.5 | 27 | 0  |
| Rich, Randy        | 2  | 10    | 5.0  | 6  | 0  |
| Pruitt, Greg       | 1  | 22    | 22.0 | 22 | 0  |
| Jackson, Robert E. | 1  | 18    | 18.0 | 18 | 0  |
| Miller, Cleo       | 1  | 14    | 14.0 | 14 | 0  |
| Weathers, Curtis   | 1  | 0     | 0.0  | 0  | 0  |
| Miller, Matt       | 1  | 0     | 0.0  | 0  | 0  |
| Moriarity, Pat     | 1  | 0     | 0.0  | 0  | 0  |
| Browns             | 75 | 1,531 | 20.4 | 45 | 0  |
| Opponents          | 70 | 1,324 | 18.9 | 51 | 0  |

| FIELD GOALS   | 1-19 | 20-29 | 30-39 | 40-49 | 50+ | TOT   |
|---------------|------|-------|-------|-------|-----|-------|
| Cockroft, Don | 0/0  | 5/6   | 8/12  | 3/8   | 1/3 | 17/29 |
| Browns        | 0/0  | 5/6   | 8/12  | 3/8   | 1/3 | 17/29 |
| Opponents     | 1/2  | 6/9   | 9/13  | 6/11  | 0/0 | 22/35 |

STAFF

PLAYERS

2015 SEASON

HISTORY

RECORDS

GAME DAY



# 1980 (11-5)

|   |                  |                |                   |
|---|------------------|----------------|-------------------|
| <b>COACH:</b> Sam Rutigliano                                    |                  |                |                   |
| <b>REGISSION FINISH:</b> 1st AFC Central                        |                  |                |                   |
| <b>1980 USUAL STARTING LINEUPS</b>                              |                  |                |                   |
| <b>OFFENSE</b>  |                  | <b>DEFENSE</b> |                   |
| WR 85   | Dave Logan       | LDE 90         | Marshall Harris   |
| LT 73   | Doug Dieken      | NT 91          | Henry Bradley     |
| LG 65   | Henry Sheppard   | RDE 77         | Lyle Alzado       |
| C 54  | Tom DeLeone      | LILB 59        | Charlie Hall      |
| RG 64   | Joe DeLamelleure | LLOB 56        | Robert L. Jackson |
| RT 63   | Cody Rysien      | RILB 52        | Dick Ambrose      |
| TE 82   | Ozzie Newsome    | ROLB 57        | Clay Matthews     |
| WR 33   | Reggie Rucker    | LCB 28         | Ron Bolton        |
| QB 17   | Brian Sipe       | RCB 49         | Clinton Burrell   |
| FB 43   | Mike Pruitt      | FS 27          | Thom Darden       |
| RB 34   | Greg Pruitt      | SS 22          | Clarence Scott    |
| <b>RADIO ANNOUNCERS:</b> Gib Shanley, Jim Mueller (WHK 1420 AM) |                  |                |                   |

| DATE           | RESULT   | OPPONENT                | ATT    |
|----------------|----------|-------------------------|--------|
| 9/7            | L, 17-34 | at New England Patriots | 49,222 |
| 9/15           | L, 7-16  | Houston Oilers          | 80,243 |
| 9/21           | W, 20-13 | Kansas City Chiefs      | 63,614 |
| 9/28           | W, 34-27 | at Tampa Bay Buccaneers | 65,540 |
| 10/5           | L, 16-19 | Denver Broncos          | 81,065 |
| 10/12          | W, 27-3  | at Seattle Seahawks     | 61,366 |
| 10/19          | W, 26-21 | Green Bay Packers       | 75,548 |
| 10/26          | W, 27-26 | Pittsburgh Steelers     | 79,095 |
| 11/3           | W, 27-21 | Chicago Bears           | 83,224 |
| 11/9           | W, 28-27 | at Baltimore Colts      | 45,369 |
| 11/16          | L, 13-16 | at Pittsburgh Steelers  | 54,563 |
| 11/23          | W, 31-7  | Cincinnati Bengals      | 79,253 |
| 11/30          | W, 17-14 | at Houston Oilers       | 51,514 |
| 12/7           | W, 17-14 | New York Jets           | 78,454 |
| 12/14          | L, 23-28 | at Minnesota Vikings    | 42,202 |
| 12/21          | W, 27-24 | at Cincinnati Bengals   | 50,058 |
| <b>PLAYOFF</b> |          |                         |        |
| 1/4            | L, 12-14 | Oakland Raiders         | 77,655 |

| TEAM STATISTICS         | BROWNS    | OPPONENT |
|-------------------------|-----------|----------|
| Total First Downs       | 336       | 340      |
| Rushing                 | 102       | 105      |
| Passing                 | 207       | 197      |
| Penalty                 | 27        | 38       |
| 3rd Down: Made/Att      | 98/207    | 105/220  |
| 3rd Down Pct.           | 47.3%     | 47.7%    |
| Total Net Yards         | 5,588     | 5,626    |
| Avg. Per Game           | 349.3     | 351.6    |
| Total Plays             | 1,016     | 1,051    |
| Avg. Per Play           | 5.5       | 5.4      |
| Net Yards Rushing       | 1,673     | 1,761    |
| Avg. Per Game           | 104.6     | 110.1    |
| Total Rushes            | 436       | 485      |
| Net Yards Passing       | 3,915     | 3,865    |
| Avg. Per Game           | 244.7     | 241.6    |
| Sacked/Yards Lost       | 23/217    | 31/224   |
| Gross Yards             | 4,132     | 4,089    |
| Attempts/Completions    | 557/338   | 536/336  |
| Completion Pct.         | 60.7%     | 62.7%    |
| Had Intercepted         | 14        | 22       |
| Punts/Avg.              | 66/38.3   | 63/37.4  |
| Net Punting Avg.        | 66/34.6   | 63/34.7  |
| Penalties/Yards Lost    | 117/1,042 | 96/766   |
| Fumbles/Ball Lost       | 24/14     | 23/10    |
| Touchdowns              | 45        | 37       |
| Rushing                 | 15        | 12       |
| Passing                 | 30        | 23       |
| Returns                 | 0         | 2        |
| Avg. Time Of Possession | 28:44     | 31:16    |

| SCORE BY PERIODS | 1ST | 2ND | 3RD | 4TH | OT | TOT   |
|------------------|-----|-----|-----|-----|----|-------|
| Browns           | 41  | 134 | 84  | 98  | 0  | — 357 |
| Opponents        | 32  | 69  | 109 | 100 | 0  | — 310 |

| SCORING        | RU | PA | ST | DF | PAT   | ZRU | ZPA | FG | SAF   | TP |    |
|----------------|----|----|----|----|-------|-----|-----|----|-------|----|----|
| Cockroft, Don  | 0  | 0  | 0  | 0  | 39/44 | 0   | 0   | 0  | 16/26 | 0  | 87 |
| Pruitt, Mike   | 6  | 0  | 0  | 0  | 0/0   | 0   | 0   | 0  | 0/0   | 0  | 36 |
| Hill, Calvin   | 0  | 6  | 0  | 0  | 0/0   | 0   | 0   | 0  | 0/0   | 0  | 36 |
| White, Charles | 5  | 1  | 0  | 0  | 0/0   | 0   | 0   | 0  | 0/0   | 0  | 36 |

| PASSING       | ATT | CMP | YDS    | PCT  | AVIAT | TD | TD% | INT | INT% | LG | TKLD   | RATING |
|---------------|-----|-----|--------|------|-------|----|-----|-----|------|----|--------|--------|
| Sipe, Brian   | 554 | 337 | 4,132* | 60.8 | 7.46  | 30 | 5.4 | 14  | 2.5  | 65 | 23/217 | 91.4   |
| Cockroft, Don | 1   | 0   | 0      | 0.0  | 0.00  | 0  | 0.0 | 0   | 0.0  | 0  | 0/0    | 39.6   |
| Browns        | 555 | 337 | 4,132  | 60.7 | 7.45  | 30 | 5.4 | 14  | 2.5  | 65 | 23/217 | 91.2   |
| Opponents     | 480 | 306 | 3,746  | 63.8 | 7.80  | 20 | 4.2 | 20  | 4.2  | 72 | 31/218 | 84.3   |

\* Led NFL

|                |    |    |   |   |       |   |   |   |       |   |     |
|----------------|----|----|---|---|-------|---|---|---|-------|---|-----|
| Pruitt, Greg   | 0  | 5  | 0 | 0 | 0/0   | 0 | 0 | 0 | 0/0   | 0 | 30  |
| Logan, Dave    | 0  | 4  | 0 | 0 | 0/0   | 0 | 0 | 0 | 0/0   | 0 | 24  |
| Feacher, Ricky | 0  | 4  | 0 | 0 | 0/0   | 0 | 0 | 0 | 0/0   | 0 | 24  |
| Rucker, Reggie | 0  | 4  | 0 | 0 | 0/0   | 0 | 0 | 0 | 0/0   | 0 | 24  |
| Wright, Keith  | 0  | 3  | 0 | 0 | 0/0   | 0 | 0 | 0 | 0/0   | 0 | 18  |
| Newsome, Ozzie | 0  | 3  | 0 | 0 | 0/0   | 0 | 0 | 0 | 0/0   | 0 | 18  |
| Miller, Cleo   | 3  | 0  | 0 | 0 | 0/0   | 0 | 0 | 0 | 0/0   | 0 | 18  |
| Sipe, Brian    | 1  | 0  | 0 | 0 | 0/0   | 0 | 0 | 0 | 0/0   | 0 | 6   |
| Team, Stat     | 0  | 0  | 0 | 0 | 0/1   | 0 | 0 | 0 | 0/0   | 0 | 0   |
| Browns         | 15 | 30 | 0 | 0 | 39/45 | 0 | 0 | 0 | 16/26 | 0 | 357 |
| Opponents      | 12 | 23 | 2 | 0 | 32/37 | 0 | 0 | 0 | 18/29 | 1 | 310 |

| RUSHING        | NO  | YDS   | AVG  | LG  | TD |
|----------------|-----|-------|------|-----|----|
| Pruitt, Mike   | 249 | 1,034 | 4.2  | 56† | 6  |
| White, Charles | 86  | 279   | 3.2  | 16  | 5  |
| Pruitt, Greg   | 40  | 117   | 2.9  | 19  | 0  |
| Miller, Cleo   | 28  | 139   | 5.0  | 50  | 3  |
| Sipe, Brian    | 20  | 55    | 2.8  | 24  | 1  |
| McDonald, Paul | 3   | -2    | -0.7 | 0   | 0  |
| Evans, Johnny  | 3   | -6    | -2.0 | 0   | 0  |
| Hall, Dino     | 2   | 26    | 13.0 | 19  | 0  |
| Newsome, Ozzie | 2   | 13    | 6.5  | 9   | 0  |
| Adams, Willis  | 2   | 7     | 3.5  | 15  | 0  |
| Hill, Calvin   | 1   | 11    | 11.0 | 11  | 0  |
| Browns         | 436 | 1,673 | 3.8  | 56† | 15 |
| Opponents      | 485 | 1,761 | 3.6  | 32  | 12 |

| RECEIVING      | NO  | YDS   | AVG  | LG  | TD |
|----------------|-----|-------|------|-----|----|
| Pruitt, Mike   | 63  | 471   | 7.5  | 28  | 0  |
| Rucker, Reggie | 52  | 768   | 14.8 | 45  | 4  |
| Logan, Dave    | 51  | 822   | 16.1 | 65  | 4  |
| Newsome, Ozzie | 51  | 594   | 11.6 | 44  | 3  |
| Pruitt, Greg   | 50  | 444   | 8.9  | 43  | 5  |
| Hill, Calvin   | 27  | 383   | 14.2 | 50  | 6  |
| White, Charles | 17  | 153   | 9.0  | 31† | 1  |
| Feacher, Ricky | 10  | 244   | 24.4 | 55† | 4  |
| Adams, Willis  | 8   | 165   | 20.6 | 39  | 0  |
| Wright, Keith  | 3   | 62    | 20.7 | 39† | 3  |
| Oden, McDonald | 3   | 18    | 6.0  | 8   | 0  |
| Miller, Cleo   | 2   | 8     | 4.0  | 7   | 0  |
| Browns         | 337 | 4,132 | 12.3 | 65  | 30 |
| Opponents      | 336 | 4,089 | 12.2 | 72  | 23 |

| INTERCEPTIONS      | NO | YDS | AVG  | LG  | TD |
|--------------------|----|-----|------|-----|----|
| Bolton, Ron        | 6  | 62  | 10.3 | 29  | 0  |
| Burrell, Clinton   | 5  | 51  | 10.2 | 29  | 0  |
| Darden, Thom       | 2  | 42  | 21.0 | 23  | 0  |
| Jackson, Robert L. | 2  | 15  | 7.5  | 9   | 0  |
| Scott, Clarence    | 2  | 14  | 7.0  | 9   | 0  |
| Hall, Charlie      | 2  | 3   | 1.5  | 3   | 0  |
| Davis, Oliver      | 1  | 70  | 70.0 | 47  | 0  |
| Matthews, Clay     | 1  | 6   | 6.0  | 6   | 0  |
| Johnson, Lawrence  | 1  | 3   | 3.0  | 3   | 0  |
| Browns             | 22 | 266 | 12.1 | 47  | 0  |
| Opponents          | 14 | 270 | 19.3 | 93† | 0  |

| PUNTING       | NO | YDS   | AVG  | IN20 | TB | LG | BLK |
|---------------|----|-------|------|------|----|----|-----|
| Evans, Johnny | 66 | 2,530 | 38.3 | 12   | 7  | 56 | 0   |
| Browns        | 66 | 2,530 | 38.3 | 12   | 7  | 56 | 0   |
| Opponents     | 63 | 2,356 | 37.4 | 16   | 4  | 62 | 0   |

| PUNT RETURNS  | NO | FC | YDS | AVG | LG | TD |
|---------------|----|----|-----|-----|----|----|
| Wright, Keith | 29 | 4  | 129 | 4.4 | 15 | 0  |
| Hall, Dino    | 6  | 3  | 41  | 6.8 | 14 | 0  |
| Browns        | 35 | 7  | 170 | 4.9 | 15 | 0  |
| Opponents     | 38 | 6  | 245 | 6.4 | 15 | 0  |

| KICKOFF RETURNS    | NO | YDS   | AVG  | LG | TD |
|--------------------|----|-------|------|----|----|
| Hall, Dino         | 32 | 691   | 21.6 | 40 | 0  |
| Wright, Keith      | 25 | 576   | 23.0 | 50 | 0  |
| Miller, Cleo       | 2  | 22    | 11.0 | 13 | 0  |
| White, Charles     | 1  | 20    | 20.0 | 20 | 0  |
| Jackson, Robert E. | 1  | 0     | 0.0  | 0  | 0  |
| Flint, Judson      | 1  | 0     | 0.0  | 0  | 0  |
| Darden, Thom       | 1  | -1    | -1.0 | -1 | 0  |
| Browns             | 63 | 1,308 | 20.8 | 50 | 0  |
| Opponents          | 71 | 1,018 | 14.3 | 31 | 0  |

| FIELD GOALS   | 1-19 | 20-29 | 30-39 | 40-49 | 50+ | TOT   |
|---------------|------|-------|-------|-------|-----|-------|
| Cockroft, Don | 0/0  | 6/7   | 5/7   | 5/9   | 0/3 | 16/26 |
| Browns        | 0/0  | 6/7   | 5/7   | 5/9   | 0/3 | 16/26 |
| Opponents     | 3/3  | 7/7   | 5/11  | 3/6   | 0/2 | 18/29 |

# 1981 (5-11)

**COACH:** Sam Rutigliano  
**DIVISION FINISH:** 4th AFC Central  
**1981 USUAL STARTING LINEUPS**

| OFFENSE                      |                                | DEFENSE |  |
|------------------------------|--------------------------------|---------|--|
| WR 85 Dave Logan             | LDE 90 M. Harris, 97 T. Brown  |         |  |
| LT 73 Doug Dieken            | NT 91 Henry Bradley            |         |  |
| LG 68 Robert E. Jackson      | RDE 77 Lyle Alzado             |         |  |
| C 65 Henry Sheppard          | LOLB 50 Don Goode              |         |  |
| 54 Tom DeLeone               | LILB 56 Robert L. Jackson      |         |  |
| 79 Gerry Sullivan            | RILB 52 Dick Ambrose           |         |  |
| RG 64 Joe DeLamielleure      | ROLB 57 Clay Matthews          |         |  |
| RT 63 Cody Risien            | LCB 28 Ron Bolton              |         |  |
| TE 82 Ozzie Newsome          | RCB 48 L. Johnson, 29 H. Dixon |         |  |
| WR 33 Reggie Rucker          | SS 22 Clarence Scott           |         |  |
| 83 Ricky Feacher             | FS 49 C. Burrell, 27 T. Darden |         |  |
| OB 17 Brian Sipe             |                                |         |  |
| FB 43 Mike Pruitt            |                                |         |  |
| RB 34 G. Pruitt, 25 C. White |                                |         |  |

**RADIO ANNOUNCERS:**  
 Gib Shanley, Jim Mueller (WHK 1420 AM)

| DATE  | RESULT        | OPPONENT               | ATT    |
|-------|---------------|------------------------|--------|
| 9/7   | L, 14-44      | San Diego Chargers     | 78,904 |
| 9/13  | L, 3-9        | Houston Oilers         | 79,483 |
| 9/20  | W, 20-17      | at Cincinnati Bengals  | 52,170 |
| 9/27  | W, 28-17      | Atlanta Falcons        | 78,283 |
| 10/4  | L, 16-27      | at Los Angeles Rams    | 63,924 |
| 10/11 | L, 7-13       | at Pittsburgh Steelers | 53,255 |
| 10/18 | W, 20-17      | New Orleans Saints     | 76,059 |
| 10/25 | W, 42-28      | Baltimore Colts        | 78,986 |
| 11/1  | L, 13-22      | at Buffalo Bills       | 78,266 |
| 11/8  | L, 20-23 (OT) | at Denver Broncos      | 74,859 |
| 11/15 | W, 15-12      | at San Francisco 49ers | 52,445 |
| 11/22 | L, 10-32      | Pittsburgh Steelers    | 77,958 |
| 11/29 | L, 21-41      | Cincinnati Bengals     | 75,186 |
| 12/3  | L, 13-17      | at Houston Oilers      | 44,502 |
| 12/12 | L, 13-14      | New York Jets          | 56,866 |
| 12/20 | L, 21-42      | at Seattle Seahawks    | 51,435 |

| TEAM STATISTICS         | BROWNS  | OPPONENT |
|-------------------------|---------|----------|
| Total First Downs       | 364     | 299      |
| Rushing                 | 131     | 119      |
| Passing                 | 196     | 157      |
| Penalty                 | 37      | 23       |
| 3rd Down: Made/Att      | 92/225  | 78/212   |
| 3rd Down Pct.           | 40.9%   | 36.8%    |
| Total Net Yards         | 5,915   | 5,394    |
| Avg. Per Game           | 369.7   | 337.1    |
| Total Plays             | 1,138   | 1,016    |
| Avg. Per Play           | 5.2     | 5.3      |
| Net Yards Rushing       | 1,929   | 2,078    |
| Avg. Per Game           | 120.6   | 129.9    |
| Total Rushes            | 474     | 516      |
| Net Yards Passing       | 3,986   | 3,289    |
| Avg. Per Game           | 249.1   | 205.6    |
| Sacked/Yards Lost       | 40/353  | 31/223   |
| Gross Yards             | 4,339   | 3,512    |
| Attempts/Completions    | 624/348 | 469/275  |
| Completion Pct.         | 55.8%   | 58.6%    |
| Had Intercepted         | 27      | 15       |
| Punts/Avg.              | 68/42.4 | 78/40.7  |
| Net Punting Avg.        | 68/38.7 | 78/35.9  |
| Penalties/Yards Lost    | 109/971 | 100/870  |
| Fumbles/Ball Lost       | 38/26   | 31/20    |
| Touchdowns              | 32      | 45       |
| Rushing                 | 11      | 14       |
| Passing                 | 21      | 28       |
| Returns                 | 0       | 3        |
| Avg. Time Of Possession | 30:59   | 29:01    |

| SCORE BY PERIODS | 1ST | 2ND | 3RD | 4TH | OT | TOT |
|------------------|-----|-----|-----|-----|----|-----|
| Browns           | 31  | 109 | 55  | 81  | 0  | 276 |
| Opponents        | 89  | 103 | 82  | 98  | 3  | 375 |

| SCORING      | RU | PA | ST | DF | PAT   | ZRU | ZPA | FG    | SAF | TP |
|--------------|----|----|----|----|-------|-----|-----|-------|-----|----|
| Bahr, Matt   | 0  | 0  | 0  | 0  | 22/22 | 0   | 0   | 13/20 | 0   | 61 |
| Pruitt, Mike | 7  | 1  | 0  | 0  | 0/0   | 0   | 0   | 0/0   | 0   | 48 |
| Newsome, O.  | 0  | 6  | 0  | 0  | 0/0   | 0   | 0   | 0/0   | 0   | 36 |

| PASSING        | ATT | CMP | YDS   | PCT  | AV/AT | TD | TD% | INT | INT% | LG  | TKLD   | RATING |
|----------------|-----|-----|-------|------|-------|----|-----|-----|------|-----|--------|--------|
| Sipe, Brian    | 567 | 313 | 3,876 | 55.2 | 6.84  | 17 | 3.0 | 25  | 4.4  | 62  | 34/310 | 68.2   |
| McDonald, Paul | 57  | 35  | 463   | 61.4 | 8.12  | 4  | 7.0 | 2   | 3.5  | 46  | 6/43   | 95.9   |
| Browns         | 624 | 348 | 4,339 | 55.8 | 6.95  | 21 | 3.4 | 27  | 4.3  | 62  | 40/353 | 70.7   |
| Opponents      | 469 | 275 | 3,512 | 58.6 | 7.49  | 28 | 6.0 | 15  | 3.2  | 60t | 29/223 | 88.7   |

|                |    |    |   |   |       |   |   |     |       |    |     |
|----------------|----|----|---|---|-------|---|---|-----|-------|----|-----|
| Logan, Dave    | 0  | 4  | 0 | 0 | 0/0   | 0 | 0 | 0/0 | 0     | 24 |     |
| Pruitt, Greg   | 0  | 4  | 0 | 0 | 0/0   | 0 | 0 | 0/0 | 0     | 24 |     |
| Jacobs, Dave   | 0  | 0  | 0 | 0 | 9/10  | 0 | 0 | 0/0 | 4/12  | 0  | 21  |
| Feacher, Ricky | 0  | 3  | 0 | 0 | 0/0   | 0 | 0 | 0/0 | 0     | 18 |     |
| Hill, Calvin   | 0  | 2  | 0 | 0 | 0/0   | 0 | 0 | 0/0 | 0     | 12 |     |
| Miller, Cleo   | 2  | 0  | 0 | 0 | 0/0   | 0 | 0 | 0/0 | 0     | 12 |     |
| Rucker, Reggie | 0  | 1  | 0 | 0 | 0/0   | 0 | 0 | 0/0 | 0     | 6  |     |
| White, Charles | 1  | 0  | 0 | 0 | 0/0   | 0 | 0 | 0/0 | 0     | 6  |     |
| Sipe, Brian    | 1  | 0  | 0 | 0 | 0/0   | 0 | 0 | 0/0 | 0     | 6  |     |
| Team, Stat     | 0  | 0  | 0 | 0 | 0/0   | 0 | 0 | 0/0 | 0     | 12 |     |
| Cox, Steve     | 0  | 0  | 0 | 0 | 0/0   | 0 | 0 | 0/0 | 0     | 0  |     |
| Browns         | 11 | 21 | 0 | 0 | 31/32 | 0 | 0 | 0   | 17/31 | 1  | 276 |
| Opponents      | 14 | 28 | 3 | 0 | 40/45 | 0 | 0 | 0   | 21/34 | 1  | 375 |

| RUSHING        | NO  | YDS   | AVG  | LG  | TD |
|----------------|-----|-------|------|-----|----|
| Pruitt, Mike   | 247 | 1,103 | 4.5  | 21  | 7  |
| White, Charles | 97  | 342   | 3.5  | 26  | 1  |
| Miller, Cleo   | 52  | 165   | 3.2  | 13  | 2  |
| Sipe, Brian    | 38  | 153   | 4.0  | 22  | 1  |
| Pruitt, Greg   | 31  | 124   | 4.0  | 15  | 0  |
| Hill, Calvin   | 4   | 23    | 5.8  | 9   | 0  |
| Newsome, Ozzie | 2   | 20    | 10.0 | 14  | 0  |
| McDonald, Paul | 2   | 0     | 0.0  | 2   | 0  |
| Feacher, Ricky | 1   | -1    | -1.0 | -1  | 0  |
| Browns         | 474 | 1,929 | 4.1  | 26  | 11 |
| Opponents      | 516 | 2,078 | 4.0  | 29t | 14 |

| RECEIVING      | NO  | YDS   | AVG  | LG  | TD |
|----------------|-----|-------|------|-----|----|
| Newsome, Ozzie | 69  | 1,002 | 14.5 | 62  | 6  |
| Pruitt, Greg   | 65  | 636   | 9.8  | 33  | 4  |
| Pruitt, Mike   | 63  | 442   | 7.0  | 21  | 1  |
| Logan, Dave    | 31  | 497   | 16.0 | 40t | 4  |
| Feacher, Ricky | 29  | 654   | 22.6 | 48  | 3  |
| Rucker, Reggie | 27  | 532   | 19.7 | 49  | 1  |
| White, Charles | 27  | 219   | 8.1  | 21  | 0  |
| Hill, Calvin   | 17  | 150   | 8.8  | 23  | 2  |
| Miller, Cleo   | 16  | 139   | 8.7  | 17  | 0  |
| Fulton, Don    | 2   | 38    | 19.0 | 27  | 0  |
| Adams, Willis  | 1   | 24    | 24.0 | 24  | 0  |
| Oden, McDonald | 1   | 6     | 6.0  | 6   | 0  |
| Browns         | 348 | 4,339 | 12.5 | 62  | 21 |
| Opponents      | 275 | 3,512 | 12.8 | 60t | 28 |

| INTERCEPTIONS   | NO | YDS | AVG  | LG  | TD |
|-----------------|----|-----|------|-----|----|
| Scott, Clarence | 4  | 46  | 11.5 | 26  | 0  |
| Darden, Thom    | 3  | 68  | 22.7 | 45  | 0  |
| Flint, Judson   | 2  | 33  | 16.5 | 33  | 0  |
| Matthews, Clay  | 2  | 14  | 7.0  | 8   | 0  |
| Bolton, Ron     | 1  | 3   | 3.0  | 3   | 0  |
| Goode, Don      | 1  | 1   | 1.0  | 1   | 0  |
| Logan, Dave     | 1  | 0   | 0.0  | 0   | 0  |
| Ambrose, Dick   | 1  | 0   | 0.0  | 0   | 0  |
| Browns          | 15 | 165 | 11.0 | 45  | 0  |
| Opponents       | 27 | 347 | 12.9 | 82t | 0  |

| PUNTING    | NO | YDS   | AVG  | IN20 | TB | LG | BLK |
|------------|----|-------|------|------|----|----|-----|
| Cox, Steve | 68 | 2,884 | 42.4 | 11   | 12 | 66 | 2   |
| Browns     | 68 | 2,884 | 42.4 | 11   | 12 | 66 | 2   |
| Opponents  | 78 | 3,173 | 40.7 | 20   | 6  | 59 | 0   |

| PUNT RETURNS   | NO | FC | YDS | AVG | LG | TD |
|----------------|----|----|-----|-----|----|----|
| Hall, Dino     | 33 | 6  | 248 | 7.5 | 40 | 0  |
| Montgomery, C. | 17 | 0  | 121 | 7.1 | 17 | 0  |
| Browns         | 50 | 6  | 369 | 7.4 | 40 | 0  |
| Opponents      | 30 | 4  | 253 | 8.4 | 34 | 0  |

| KICKOFF RETURNS | NO | YDS   | AVG  | LG | TD |
|-----------------|----|-------|------|----|----|
| Hall, Dino      | 36 | 813   | 22.6 | 48 | 0  |
| Montgomery, C.  | 14 | 334   | 23.9 | 38 | 0  |
| White, Charles  | 12 | 243   | 20.3 | 32 | 0  |
| Pruitt, Greg    | 3  | 82    | 27.3 | 30 | 0  |
| Miller, Cleo    | 3  | 35    | 11.7 | 22 | 0  |
| Brown, Thomas   | 2  | 17    | 8.5  | 10 | 0  |
| Johnson, Eddie  | 1  | 7     | 7.0  | 7  | 0  |
| Miller, Matt    | 1  | 6     | 6.0  | 6  | 0  |
| Browns          | 72 | 1,537 | 21.3 | 48 | 0  |
| Opponents       | 45 | 1,156 | 25.7 | 88 | 0  |

| FIELD GOALS  | 1-19 | 20-29 | 30-39 | 40-49 | 50+ | TOT   |
|--------------|------|-------|-------|-------|-----|-------|
| Bahr, Matt   | 3/3  | 5/5   | 5/9   | 0/2   | 0/1 | 13/20 |
| Jacobs, Dave | 0/0  | 2/3   | 2/6   | 0/1   | 0/2 | 4/12  |
| Cox, Steve   | 0/0  | 0/0   | 0/0   | 0/0   | 0/1 | 0/1   |
| Browns       | 3/3  | 7/8   | 7/15  | 0/3   | 0/4 | 17/33 |
| Opponents    | 1/1  | 8/12  | 6/9   | 5/11  | 1/1 | 21/34 |

STAFF

PLAYERS

2015 SEASON

HISTORY

RECORDS

GAME DAY

# 1982 (4-5)

COACH: Sam Rutigliano  
 CONFERENCE FINISH: 8th American Conference  
 1982 USUAL STARTING LINEUPS

| OFFENSE |                   | DEFENSE |                         |
|---------|-------------------|---------|-------------------------|
| WR 85   | Dave Logan        | LDE 90  | Marshall Harris         |
| LT 73   | Doug Dieken       | NT 91   | H. Bradley, 79 B. Golic |
| LG 68   | Robert E. Jackson | RDE 92  | Mike Robinson           |
| C 54    | Tom DeLeone       | 99      | Keith Baldwin           |
| RG 64   | Joe DeLamielleure | LOLB 56 | Chip Banks              |
| RT 63   | Cody Risien       | LILB 50 | Tom Cousineau           |
| TE 82   | Ozzie Newsome     | RILB 52 | Dick Ambrose            |
| WR 83   | Ricky Feacher     | ROLB 57 | Clay Matthews           |
| QB 17   | Brian Sipe        | 55      | Curtis Weathers         |
| 16      | Paul McDonald     | LCB 28  | Ron Bolton              |
| FB 43   | Mike Pruitt       | 48      | Lawrence Johnson        |
| RB 25   | Charles White     | RCB 29  | Hanford Dixon           |
|         |                   | SS 49   | Clinton Burrell         |
|         |                   | FS 22   | Clarence Scott          |

RADIO ANNOUNCERS:  
 Gib Shanley, Jim Mueller (WHK 1420 AM)

| DATE           | RESULT   | OPPONENT               | ATT    |
|----------------|----------|------------------------|--------|
| 9/12           | W, 21-7  | at Seattle Seahawks    | 55,907 |
| 9/19           | L, 21-24 | Philadelphia Eagles    | 78,830 |
| 11/21          | W, 10-7  | New England Patriots   | 51,281 |
| 11/25          | L, 14-31 | at Dallas Cowboys      | 46,267 |
| 12/5           | L, 13-30 | San Diego Chargers     | 54,064 |
| 12/12          | L, 10-23 | at Cincinnati Bengals  | 54,305 |
| 12/19          | W, 10-9  | Pittsburgh Steelers    | 67,139 |
| 12/26          | W, 20-14 | at Houston Oilers      | 36,559 |
| 1/2            | L, 21-37 | at Pittsburgh Steelers | 52,312 |
| <b>PLAYOFF</b> |          |                        |        |
| 1/8            | L, 10-27 | at Los Angeles Raiders | 56,555 |

| TEAM STATISTICS         | BROWNS  | OPPONENT |
|-------------------------|---------|----------|
| Total First Downs       | 176     | 189      |
| Rushing                 | 64      | 82       |
| Passing                 | 96      | 94       |
| Penalty                 | 16      | 13       |
| 3rd Down: Made/Att      | 43/127  | 52/106   |
| 3rd Down Pct.           | 33.9%   | 49.1%    |
| 4th Down: Made/Att      | 5/6     | 3/8      |
| 4th Down Pct.           | 83.3%   | 37.5%    |
| Total Net Yards         | 2,708   | 3,141    |
| Avg. Per Game           | 300.9   | 349.0    |
| Total Plays             | 616     | 594      |
| Avg. Per Play           | 4.4     | 5.3      |
| Net Yards Rushing       | 873     | 1,292    |
| Avg. Per Game           | 97.0    | 143.6    |
| Total Rushes            | 256     | 306      |
| Net Yards Passing       | 1,845   | 1,822    |
| Avg. Per Game           | 205.0   | 202.4    |
| Sacked/Yards Lost       | 26/212  | 22/145   |
| Gross Yards             | 2,057   | 1,967    |
| Attempts/Completions    | 334/174 | 266/144  |
| Completion Pct.         | 52.1%   | 54.1%    |
| Had Intercepted         | 16      | 17       |
| Punts/Avg.              | 48/39.3 | 40/38.8  |
| Net Punting Avg.        | 48/34.8 | 40/35.5  |
| Penalties/Yards Lost    | 59/461  | 57/436   |
| Fumbles/Ball Lost       | 15/8    | 20/11    |
| Touchdowns              | 17      | 23       |
| Rushing                 | 7       | 13       |
| Passing                 | 9       | 9        |
| Returns                 | 1       | 1        |
| Avg. Time Of Possession | 30:00   | 30:00    |

| SCORE BY PERIODS | 1ST | 2ND | 3RD | 4TH | OT | TOT |
|------------------|-----|-----|-----|-----|----|-----|
| Browns           | 20  | 34  | 24  | 62  | 0  | 140 |
| Opponents        | 28  | 60  | 38  | 56  | 0  | 182 |

| SCORING        | RU | PA | ST | DF | PAT   | 2RU | 2PA | FG   | SAF | TP |
|----------------|----|----|----|----|-------|-----|-----|------|-----|----|
| Bahr, Matt     | 0  | 0  | 0  | 0  | 17/17 | 0   | 0   | 7/15 | 0   | 38 |
| Feacher, Ricky | 0  | 3  | 0  | 0  | 0/0   | 0   | 0   | 0/0  | 0   | 18 |

| PASSING        | ATT | CMP | YDS   | PCT  | AVI/AT | TD | TD% | INT | INT% | LG  | TKLD   | RATING |
|----------------|-----|-----|-------|------|--------|----|-----|-----|------|-----|--------|--------|
| Sipe, Brian    | 185 | 101 | 1,064 | 54.6 | 5.75   | 4  | 2.2 | 8   | 4.3  | 40t | 13/117 | 60.7   |
| McDonald, Paul | 149 | 73  | 993   | 49.0 | 6.66   | 5  | 3.4 | 8   | 5.4  | 56t | 13/95  | 59.5   |
| Browns         | 334 | 174 | 2,057 | 52.1 | 6.16   | 9  | 2.7 | 16  | 4.8  | 56t | 26/212 | 60.2   |
| Opponents      | 266 | 144 | 1,967 | 54.1 | 7.39   | 9  | 3.4 | 17  | 6.4  | 60  | 22/145 | 62.7   |

|                  |    |   |   |   |       |   |   |      |   |     |
|------------------|----|---|---|---|-------|---|---|------|---|-----|
| Newsome, Ozzie   | 0  | 3 | 0 | 0 | 0/0   | 0 | 0 | 0/0  | 0 | 18  |
| Pruitt, Mike     | 3  | 0 | 0 | 0 | 0/0   | 0 | 0 | 0/0  | 0 | 18  |
| White, Charles   | 3  | 0 | 0 | 0 | 0/0   | 0 | 0 | 0/0  | 0 | 18  |
| Logan, Dave      | 0  | 2 | 0 | 0 | 0/0   | 0 | 0 | 0/0  | 0 | 12  |
| Burrell, Clinton | 0  | 0 | 0 | 1 | 0/0   | 0 | 0 | 0/0  | 0 | 6   |
| Davis, Johnny    | 1  | 0 | 0 | 0 | 0/0   | 0 | 0 | 0/0  | 0 | 6   |
| Hall, Dino       | 0  | 1 | 0 | 0 | 0/0   | 0 | 0 | 0/0  | 0 | 6   |
| Cox, Steve       | 0  | 0 | 0 | 0 | 0/0   | 0 | 0 | 0/1  | 0 | 0   |
| Browns           | 7  | 9 | 0 | 1 | 17/17 | 0 | 0 | 7/16 | 0 | 140 |
| Opponents        | 13 | 9 | 1 | 0 | 21/23 | 0 | 0 | 7/11 | 1 | 182 |

SACKS: C. Banks 5.5, B. Golic 4, M. Robinson 3, C. Burrell 2, E. Franks 2, M. Harris 1.5, K. Baldwin 1, T. Cousineau 1, H. Dixon 1, C. Weathers 1 Browns: 22.0, Opponents: 26.0

| RUSHING        | NO  | YDS   | AVG  | LG  | TD |
|----------------|-----|-------|------|-----|----|
| Pruitt, Mike   | 143 | 516   | 3.6  | 17  | 3  |
| White, Charles | 69  | 259   | 3.8  | 18t | 3  |
| Miller, Cleo   | 16  | 61    | 3.8  | 17  | 0  |
| Sipe, Brian    | 13  | 44    | 3.4  | 12  | 0  |
| McDonald, Paul | 7   | -3    | -0.4 | 10  | 0  |
| Davis, Johnny  | 4   | 3     | 0.8  | 2   | 1  |
| Hall, Dino     | 2   | 14    | 7.0  | 13  | 0  |
| Cox, Steve     | 2   | -11   | -5.5 | 0   | 0  |
| Browns         | 256 | 883   | 3.4  | 18t | 7  |
| Opponents      | 306 | 1,292 | 4.2  | 34  | 13 |

| RECEIVING      | NO  | YDS   | AVG  | LG  | TD |
|----------------|-----|-------|------|-----|----|
| Newsome, Ozzie | 49  | 633   | 12.9 | 54  | 3  |
| White, Charles | 34  | 283   | 8.3  | 36  | 0  |
| Feacher, Ricky | 28  | 408   | 14.6 | 46  | 3  |
| Logan, Dave    | 23  | 346   | 15.0 | 56t | 2  |
| Pruitt, Mike   | 22  | 140   | 6.4  | 13  | 0  |
| Walker, Dwight | 8   | 136   | 17.0 | 46  | 0  |
| Hall, Dino     | 5   | 78    | 15.6 | 31  | 1  |
| Miller, Cleo   | 3   | 20    | 6.7  | 11  | 0  |
| Fulton, Dan    | 1   | 9     | 9.0  | 9   | 0  |
| Oden, McDonald | 1   | 4     | 4.0  | 4   | 0  |
| Browns         | 174 | 2,057 | 11.8 | 56t | 9  |
| Opponents      | 144 | 1,967 | 13.7 | 60  | 9  |

| INTERCEPTIONS     | NO | YDS | AVG  | LG  | TD |
|-------------------|----|-----|------|-----|----|
| Dixon, Hanford    | 4  | 22  | 5.5  | 22  | 0  |
| Johnson, Lawrence | 4  | 17  | 4.3  | 17  | 0  |
| Scott, Clarence   | 3  | 29  | 9.7  | 24  | 0  |
| Banks, Chip       | 1  | 14  | 14.0 | 14  | 0  |
| Burrell, Clinton  | 1  | 14  | 14.0 | 14t | 1  |
| Cousineau, Tom    | 1  | 6   | 6.0  | 6   | 0  |
| Ambrose, Dick     | 1  | 0   | 0.0  | 0   | 0  |
| Bolton, Ron       | 1  | 0   | 0.0  | 0   | 0  |
| Flint, Judson     | 1  | 0   | 0.0  | 0   | 0  |
| Browns            | 17 | 102 | 6.0  | 24  | 1  |
| Opponents         | 16 | 164 | 10.3 | 37  | 0  |

| PUNTING    | NO | YDS   | AVG  | IN20 | TB | LG | BLK |
|------------|----|-------|------|------|----|----|-----|
| Cox, Steve | 48 | 1,887 | 39.3 | 11   | 6  | 52 | 1   |
| Browns     | 48 | 1,887 | 39.3 | 11   | 6  | 52 | 1   |
| Opponents  | 40 | 1,552 | 38.8 | 9    | 2  | 54 | 0   |

| PUNT RETURNS   | NO | FC | YDS | AVG | LG | TD |
|----------------|----|----|-----|-----|----|----|
| Walker, Dwight | 19 | 6  | 101 | 5.3 | 14 | 0  |
| Hall, Dino     | 4  | 0  | 33  | 8.3 | 10 | 0  |
| Browns         | 23 | 6  | 134 | 5.8 | 14 | 0  |
| Opponents      | 30 | 2  | 216 | 7.2 | 24 | 0  |

| KICKOFF RETURNS | NO | YDS | AVG  | LG | TD |
|-----------------|----|-----|------|----|----|
| Hall, Dino      | 22 | 430 | 19.5 | 32 | 0  |
| Walker, Dwight  | 13 | 295 | 22.7 | 36 | 0  |
| Nicolas, Scott  | 2  | 16  | 8.0  | 10 | 0  |
| Green, David    | 1  | 13  | 13.0 | 13 | 0  |
| Browns          | 38 | 754 | 19.8 | 36 | 0  |
| Opponents       | 23 | 424 | 18.4 | 30 | 0  |

| FIELD GOALS | 1-19 | 20-29 | 30-39 | 40-49 | 50+ | TOT  |
|-------------|------|-------|-------|-------|-----|------|
| Bahr, Matt  | 1/1  | 3/4   | 1/3   | 2/7   | 0/0 | 7/15 |
| Cox, Steve  | 0/0  | 0/0   | 0/0   | 0/0   | 0/1 | 0/1  |
| Browns      | 1/1  | 3/4   | 1/3   | 2/7   | 0/1 | 7/16 |
| Opponents   | 0/0  | 2/2   | 2/4   | 3/4   | 0/1 | 7/11 |

# 1983 (9-7)

**COACH:** Sam Rutigliano  
**DIVISION FINISH:** 2nd AFC Central

## 1983 USUAL STARTING LINEUPS

| OFFENSE                      |                               | DEFENSE |  |
|------------------------------|-------------------------------|---------|--|
| WR 89 Bobby Jones            | LDE 96 Reggie Camp            |         |  |
| 83 Ricky Feacher             | NT 79 Bob Golic               |         |  |
| LT 73 Doug Dieken            | RDE 99 Keith Baldwin          |         |  |
| LG 68 Robert E. Jackson      | 94 Elvis Franks               |         |  |
| C 61 Mike Baab               | LOLB 56 Chip Banks            |         |  |
| RG 64 Joe DeLamielleure      | LILB 52 Dick Ambrose          |         |  |
| RT 63 Cody Risien            | 58 Scott Nicolas              |         |  |
| TE 82 Ozzie Newsome          | RILB 50 Tom Cousineau         |         |  |
| WR 85 Dave Logan             | ROLB 57 Clay Matthews         |         |  |
| 80 Willis Adams              | LCB 48 Lawrence Johnson       |         |  |
| QB 17 Brian Sipe             | RCB 29 Hanford Dixon          |         |  |
| FB 43 M. Pruitt, 38 J. Davis | SS 49 C. Burrell, 22 C. Scott |         |  |
| RB 30 Boyce Green            | FS 21 Mike Whitwell           |         |  |

**RADIO ANNOUNCERS:**  
Gib Shanley, Jim Mueller (WHK 1420 AM)

| DATE  | RESULT        | OPPONENT                | ATT    |
|-------|---------------|-------------------------|--------|
| 9/4   | L, 21-27      | Minnesota Vikings       | 70,087 |
| 9/11  | W, 31-26      | at Detroit Lions        | 60,095 |
| 9/15  | W, 17-7       | Cincinnati Bengals      | 79,700 |
| 9/25  | W, 30-24 (OT) | at San Diego Chargers   | 49,482 |
| 10/2  | L, 9-24       | Seattle Seahawks        | 75,446 |
| 10/9  | W, 10-7       | New York Jets           | 78,235 |
| 10/16 | L, 17-44      | at Pittsburgh Steelers  | 59,263 |
| 10/23 | L, 21-28      | at Cincinnati Bengals   | 50,047 |
| 10/30 | W, 25-19 (OT) | Houston Oilers          | 66,955 |
| 11/6  | L, 21-35      | at Green Bay Packers    | 54,089 |
| 11/13 | W, 20-0       | Tampa Bay Buccaneers    | 56,091 |
| 11/20 | W, 30-0       | at New England Patriots | 40,987 |
| 11/27 | W, 41-23      | Baltimore Colts         | 65,812 |
| 12/4  | L, 6-27       | at Denver Broncos       | 70,912 |
| 12/11 | L, 27-34      | at Houston Oilers       | 29,746 |
| 12/18 | W, 30-17      | Pittsburgh Steelers     | 72,313 |

| TEAM STATISTICS         | BROWNS  | OPPONENT |
|-------------------------|---------|----------|
| Total First Downs       | 327     | 309      |
| Rushing                 | 113     | 138      |
| Passing                 | 186     | 155      |
| Penalty                 | 28      | 16       |
| 3rd Down: Made/Att      | 99/222  | 82/204   |
| 3rd Down Pct.           | 44.6%   | 40.2%    |
| 4th Down: Made/Att      | 8/16    | 4/14     |
| 4th Down Pct.           | 50.0%   | 28.6%    |
| Total Net Yards         | 5,583   | 5,139    |
| Avg. Per Game           | 348.9   | 321.2    |
| Total Plays             | 1,065   | 1,030    |
| Avg. Per Play           | 5.2     | 5.0      |
| Net Yards Rushing       | 1,922   | 2,065    |
| Avg. Per Game           | 120.1   | 129.1    |
| Total Rushes            | 465     | 528      |
| Net Yards Passing       | 3,661   | 3,074    |
| Avg. Per Game           | 228.8   | 192.1    |
| Sacked/Yards Lost       | 33/271  | 33/239   |
| Gross Yards             | 3,932   | 3,313    |
| Attempts/Completions    | 567/324 | 469/280  |
| Completion Pct.         | 57.1%   | 59.7%    |
| Had Intercepted         | 28      | 22       |
| Punts/Avg.              | 70/40.8 | 73/40.5  |
| Net Punting Avg.        | 70/36.4 | 70/36.2  |
| Penalties/Yards Lost    | 115/988 | 105/940  |
| Fumbles/Ball Lost       | 21/10   | 30/10    |
| Touchdowns              | 42      | 42       |
| Rushing                 | 13      | 15       |
| Passing                 | 27      | 22       |
| Returns                 | 2       | 5        |
| Avg. Time Of Possession | 30:50   | 29:10    |

| SCORE BY PERIODS | 1ST | 2ND | 3RD | 4TH | OT | TOT |
|------------------|-----|-----|-----|-----|----|-----|
| Browns           | 76  | 120 | 82  | 66  | 12 | 356 |
| Opponents        | 70  | 125 | 63  | 84  | 0  | 342 |

| SCORING        | RU | PA | ST | DF | PAT   | 2RU | 2PA | FG    | SAF | TP  |
|----------------|----|----|----|----|-------|-----|-----|-------|-----|-----|
| Bahr, Matt     | 0  | 0  | 0  | 0  | 38/40 | 0   | 0   | 21/24 | 0   | 101 |
| Pruitt, Mike   | 10 | 2  | 0  | 0  | 0/0   | 0   | 0   | 0/0   | 0   | 72  |
| Newsome, O.    | 0  | 6  | 0  | 0  | 0/0   | 0   | 0   | 0/0   | 0   | 36  |
| Jones, Bobby   | 0  | 4  | 0  | 0  | 0/0   | 0   | 0   | 0/0   | 0   | 24  |
| Green, Boyce   | 3  | 1  | 0  | 0  | 0/0   | 0   | 0   | 0/0   | 0   | 24  |
| Feacher, Ricky | 0  | 3  | 0  | 0  | 0/0   | 0   | 0   | 0/0   | 0   | 18  |

| PASSING        | ATT | CMP | YDS   | PCT  | AVI/AT | TD | INT | INT% | LG   | TKLD | RATING |
|----------------|-----|-----|-------|------|--------|----|-----|------|------|------|--------|
| Sipe, Brian    | 496 | 291 | 3,566 | 58.7 | 7.19   | 26 | 5.2 | 23   | 4.6  | 661  | 27/233 |
| McDonald, Paul | 68  | 32  | 351   | 47.1 | 5.16   | 1  | 1.5 | 4    | 5.9  | 27   | 6/38   |
| Walker, Dwight | 3   | 1   | 25    | 33.3 | 8.33   | 0  | 0.0 | 1    | 33.3 | 25   | 0/0    |
| Opponents      | 567 | 324 | 3,942 | 57.1 | 6.95   | 27 | 4.8 | 28   | 4.9  | 661  | 33/271 |
| Browns         | 469 | 280 | 3,313 | 59.7 | 7.06   | 21 | 4.5 | 22   | 4.7  | 801  | 32/239 |

|                |    |    |   |   |       |   |   |       |   |     |
|----------------|----|----|---|---|-------|---|---|-------|---|-----|
| Holt, Harry    | 0  | 3  | 0 | 0 | 0/0   | 0 | 0 | 0/0   | 0 | 18  |
| Adams, Willis  | 0  | 2  | 0 | 0 | 0/0   | 0 | 0 | 0/0   | 0 | 12  |
| Belk, Rocky    | 0  | 2  | 0 | 0 | 0/0   | 0 | 0 | 0/0   | 0 | 12  |
| Logan, Dave    | 0  | 2  | 0 | 0 | 0/0   | 0 | 0 | 0/0   | 0 | 12  |
| Walker, Dwight | 0  | 1  | 0 | 0 | 0/0   | 0 | 0 | 0/0   | 0 | 6   |
| Banks, Chip    | 0  | 0  | 0 | 1 | 0/0   | 0 | 0 | 0/0   | 0 | 6   |
| Golic, Bob     | 0  | 0  | 0 | 1 | 0/0   | 0 | 0 | 0/0   | 0 | 6   |
| Dieken, Doug   | 0  | 1  | 0 | 0 | 0/0   | 0 | 0 | 0/0   | 0 | 6   |
| Cox, Steve     | 0  | 0  | 0 | 0 | 0/0   | 0 | 0 | 1/1   | 0 | 3   |
| Browns         | 13 | 27 | 0 | 2 | 38/40 | 0 | 0 | 22/25 | 0 | 356 |
| Opponents      | 15 | 22 | 5 | 0 | 40/42 | 0 | 0 | 16/22 | 1 | 342 |

**SACKS:** C. Matthews 6.0, E. Franks 5.0, R. Camp 4.5, T. Cousineau 4.0, C. Banks 4.0, B. Golic 3.5, D. Puzello 2.0, M. Whitwell 1.0, K. Baldwin 1.0, H. Dixon 1.0 **Browns:** 32.0, **Opponents:** 33.0

| RUSHING        | NO  | YDS   | AVG  | LG | TD |
|----------------|-----|-------|------|----|----|
| Pruitt, Mike   | 293 | 1,184 | 4.0  | 27 | 10 |
| Green, Boyce   | 104 | 497   | 4.8  | 29 | 3  |
| Sipe, Brian    | 26  | 56    | 2.2  | 9  | 0  |
| Walker, Dwight | 19  | 100   | 5.3  | 15 | 0  |
| Davis, Johnny  | 13  | 42    | 3.2  | 16 | 0  |
| McDonald, Paul | 3   | 17    | 5.7  | 10 | 0  |
| Holt, Harry    | 3   | 8     | 2.7  | 4  | 0  |
| Jones, Bobby   | 1   | 19    | 19.0 | 19 | 0  |
| Adams, Willis  | 1   | 2     | 2.0  | 2  | 0  |
| Hall, Dino     | 1   | 2     | 2.0  | 2  | 0  |
| Belk, Rocky    | 1   | -5    | -5.0 | -5 | 0  |
| Browns         | 465 | 1,922 | 4.1  | 29 | 13 |
| Opponents      | 528 | 2,065 | 3.9  | 40 | 15 |

| RECEIVING      | NO  | YDS   | AVG  | LG  | TD |
|----------------|-----|-------|------|-----|----|
| Newsome, Ozzie | 89  | 970   | 10.9 | 661 | 6  |
| Logan, Dave    | 37  | 627   | 16.9 | 34  | 2  |
| Jones, Bobby   | 36  | 507   | 14.1 | 321 | 4  |
| Pruitt, Mike   | 30  | 157   | 5.2  | 21  | 2  |
| Holt, Harry    | 29  | 420   | 14.5 | 481 | 3  |
| Walker, Dwight | 29  | 273   | 9.4  | 35  | 1  |
| Green, Boyce   | 25  | 167   | 6.7  | 33  | 1  |
| Adams, Willis  | 20  | 374   | 18.7 | 59  | 2  |
| Feacher, Ricky | 13  | 217   | 16.7 | 421 | 3  |
| Belk, Rocky    | 5   | 141   | 28.2 | 641 | 2  |
| Davis, Johnny  | 5   | 20    | 4.0  | 10  | 0  |
| Hall, Dino     | 4   | 33    | 8.3  | 18  | 0  |
| Dieken, Doug   | 1   | 14    | 14.0 | 141 | 1  |
| Stracka, Tim   | 1   | 12    | 12.0 | 12  | 0  |
| Browns         | 324 | 3,932 | 12.1 | 661 | 27 |
| Opponents      | 280 | 3,312 | 11.8 | 801 | 22 |

| INTERCEPTIONS     | NO | YDS | AVG  | LG  | TD |
|-------------------|----|-----|------|-----|----|
| Cousineau, Tom    | 4  | 47  | 11.8 | 15  | 0  |
| Banks, Chip       | 3  | 95  | 31.7 | 651 | 1  |
| Whitwell, Mike    | 3  | 67  | 22.3 | 28  | 0  |
| Dixon, Hanford    | 3  | 41  | 13.7 | 35  | 0  |
| Burrell, Clinton  | 2  | 0   | 0.0  | 0   | 0  |
| Johnson, Lawrence | 2  | 0   | 0.0  | 0   | 0  |
| Scott, Clarence   | 2  | 0   | 0.0  | 0   | 0  |
| Perry, Rod        | 1  | 21  | 21.0 | 21  | 0  |
| Gross, Al         | 1  | 18  | 18.0 | 18  | 0  |
| Golic, Bob        | 1  | 7   | 7.0  | 71  | 1  |
| Browns            | 22 | 296 | 13.5 | 651 | 2  |
| Opponents         | 28 | 508 | 18.1 | 731 | 0  |

| PUNTING       | NO | YDS   | AVG  | IN20 | TB | LG | BLK |
|---------------|----|-------|------|------|----|----|-----|
| Gossett, Jeff | 70 | 2,854 | 40.8 | 17   | 8  | 60 | 0   |
| Browns        | 70 | 2,854 | 40.8 | 17   | 8  | 60 | 0   |
| Opponents     | 73 | 2,954 | 40.5 | 18   | 5  | 61 | 0   |

| PUNT RETURNS   | NO | FC | YDS | AVG  | LG | TD |
|----------------|----|----|-----|------|----|----|
| Hall, Dino     | 39 | 12 | 284 | 7.3  | 19 | 0  |
| Walker, Dwight | 3  | 0  | 26  | 8.7  | 13 | 0  |
| Browns         | 42 | 12 | 310 | 7.4  | 19 | 0  |
| Opponents      | 30 | 10 | 309 | 10.3 | 66 | 0  |

| KICKOFF RETURNS | NO | YDS   | AVG  | LG  | TD |
|-----------------|----|-------|------|-----|----|
| Walker, Dwight  | 29 | 627   | 21.6 | 38  | 0  |
| Green, Boyce    | 17 | 350   | 20.6 | 30  | 0  |
| Hall, Dino      | 11 | 237   | 21.5 | 28  | 0  |
| Ferguson, Vegas | 2  | 36    | 18.0 | 27  | 0  |
| Nicolas, Scott  | 2  | 29    | 14.5 | 15  | 0  |
| Davis, Johnny   | 1  | 8     | 8.0  | 8   | 0  |
| Contz, Bill     | 1  | 3     | 3.0  | 3   | 0  |
| Browns          | 63 | 1,290 | 20.5 | 38  | 0  |
| Opponents       | 61 | 1,155 | 18.9 | 931 | 0  |

| FIELD GOALS | 1-19 | 20-29 | 30-39 | 40-49 | 50+ | O/T | 21/24 |
|-------------|------|-------|-------|-------|-----|-----|-------|
| Bahr, Matt  | 1/1  | 9/9   | 5/6   | 6/7   | 0/1 |     | 21/24 |
| Cox, Steve  | 0/0  | 0/0   | 0/0   | 0/0   | 1/1 |     | 1/1   |
| Browns      | 1/1  | 9/9   | 5/6   | 6/7   | 1/2 |     | 22/25 |
| Opponents   | 2/2  | 5/6   | 4/6   | 2/5   | 1/1 |     | 14/20 |

## 1984 (5-11)

COACH: Sam Rutigliano (first 8 games)/Marty Schottenheimer (last 8 games)  
 DIVISION FINISH: 3rd AFC Central

## 1984 USUAL STARTING LINEUPS

| OFFENSE |                        | DEFENSE |                  |
|---------|------------------------|---------|------------------|
| WR 83   | Ricky Feacher          | LDE 96  | Reggie Camp      |
| 86      | Brian Brennan          | NT 79   | Bob Golic        |
| LT 73   | Doug Dieken            | RDE 99  | Keith Baldwin    |
| LG 68   | Robert E. Jackson      | LOLB 56 | Chip Banks       |
| C 61    | Mike Baab              | LILB 51 | Eddie Johnson    |
| RG 64   | Joe DeLamielleure      | RILB 50 | Tom Cousineau    |
| RT 75   | Bill Contz             | ROLB 57 | Clay Matthews    |
| TE 82   | Ozzie Newsome          | LCB 48  | Lawrence Johnson |
| WR 84   | Duriel Harris          | 31      | Frank Minnifield |
| 86      | Brian Brennan          | RCB 29  | Hanford Dixon    |
| QB 16   | Paul McDonald          | SS 27   | Al Gross         |
| FB 38   | Johnny Davis           | FS 20   | Don Rogers       |
| RB 43   | M. Pruitt, 30 B. Green |         |                  |

## RADIO ANNOUNCERS:

Gib Shanley, Jim Mueller (WHK 1420 AM)

| DATE  | RESULT        | OPPONENT               | ATT    |
|-------|---------------|------------------------|--------|
| 9/3   | L, 0-33       | at Seattle Seahawks    | 59,540 |
| 9/9   | L, 17-20      | at Los Angeles Rams    | 43,043 |
| 9/16  | L, 14-24      | Newer Broncos          | 61,980 |
| 9/23  | W, 20-10      | Pittsburgh Steelers    | 77,312 |
| 9/30  | L, 6-10       | at Kansas City Chiefs  | 40,785 |
| 10/7  | L, 16-17      | New England Patriots   | 53,036 |
| 10/14 | L, 20-24      | New York Jets          | 55,673 |
| 10/21 | L, 9-12       | at Cincinnati Bengals  | 50,667 |
| 10/28 | L, 14-16      | New Orleans Saints     | 52,489 |
| 11/4  | W, 13-10      | at Buffalo Bills       | 33,343 |
| 11/11 | L, 7-41       | San Francisco 49ers    | 60,092 |
| 11/18 | W, 23-7       | at Atlanta Falcons     | 28,280 |
| 11/25 | W, 27-10      | Houston Oilers         | 46,077 |
| 12/2  | L, 17-20 (OT) | Cincinnati Bengals     | 51,774 |
| 12/9  | L, 20-23      | at Pittsburgh Steelers | 55,825 |
| 12/16 | W, 17-20      | at Houston Oilers      | 33,676 |

| TEAM STATISTICS         | BROWNS  | OPPONENT |
|-------------------------|---------|----------|
| Total First Downs       | 295     | 270      |
| Rushing                 | 89      | 103      |
| Passing                 | 180     | 145      |
| Penalty                 | 26      | 22       |
| 3rd Down: Made/Att      | 89/228  | 86/217   |
| 3rd Down Pct.           | 39.0%   | 39.6%    |
| 4th Down: Made/Att      | 6/13    | 4/13     |
| 4th Down Pct.           | 46.2%   | 30.8%    |
| Total Net Yards         | 4,828   | 4,641    |
| Avg. Per Game           | 301.8   | 290.1    |
| Total Plays             | 1,039   | 995      |
| Avg. Per Play           | 4.6     | 4.7      |
| Net Yards Rushing       | 1,696   | 1,945    |
| Avg. Per Game           | 106.0   | 121.6    |
| Total Rushes            | 489     | 494      |
| Net Yards Passing       | 3,132   | 2,696    |
| Avg. Per Game           | 195.8   | 168.5    |
| Sacked/Yards Lost       | 55/358  | 43/353   |
| Gross Yards             | 3,490   | 3,049    |
| Attempts/Completions    | 495/273 | 458/261  |
| Completion Pct.         | 55.2%   | 57.0%    |
| Had Intercepted         | 23      | 20       |
| Punts/Avg.              | 76/42.3 | 77/40.6  |
| Net Punting Avg.        | 76/35.8 | 77/36.4  |
| Penalties/Yards Lost    | 111/928 | 108/765  |
| Fumbles/Ball Lost       | 31/16   | 34/15    |
| Touchdowns              | 25      | 30       |
| Rushing                 | 10      | 10       |
| Passing                 | 14      | 15       |
| Returns                 | 1       | 5        |
| Avg. Time Of Possession | 30:52   | 29:08    |

| SCORE BY PERIODS | 1ST | 2ND | 3RD | 4TH | OT | TOT   |
|------------------|-----|-----|-----|-----|----|-------|
| Browns           | 54  | 81  | 44  | 71  | 0  | — 250 |
| Opponents        | 61  | 97  | 53  | 83  | 3  | — 297 |

| SCORING        | RU | PA | OFF | DF | PAT   | 2RU | 2PA | FG    | SAF | TP |
|----------------|----|----|-----|----|-------|-----|-----|-------|-----|----|
| Bahr, Matt     | 0  | 0  | 0   | 0  | 25/25 | 0   | 0   | 24/32 | 0   | 97 |
| Pruitt, Mike   | 6  | 0  | 0   | 0  | 0/0   | 0   | 0   | 0/0   | 0   | 36 |
| Newsome, O.    | 0  | 5  | 0   | 0  | 0/0   | 0   | 0   | 0/0   | 0   | 30 |
| Brennan, Brian | 0  | 3  | 0   | 0  | 0/0   | 0   | 0   | 0/0   | 0   | 18 |
| Byner, Earnest | 2  | 0  | 1   | 0  | 0/0   | 0   | 0   | 0/0   | 0   | 18 |
| Davis, Bruce   | 0  | 2  | 0   | 0  | 0/0   | 0   | 0   | 0/0   | 0   | 12 |
| Harris, Duriel | 0  | 2  | 0   | 0  | 0/0   | 0   | 0   | 0/0   | 0   | 12 |

| PASSING        | ATT | CMP | YDS   | PCT   | AV/AT |
|----------------|-----|-----|-------|-------|-------|
| McDonald, Paul | 493 | 271 | 3,472 | 55.0  | 7.04  |
| Cox, Steve     | 1   | 1   | 16    | 100.0 | 16.00 |
| Flick, Tom     | 1   | 1   | 2     | 100.0 | 2.00  |
| Browns         | 495 | 273 | 3,490 | 55.2  | 7.05  |
| Opponents      | 458 | 261 | 3,049 | 57.0  | 6.66  |

|                |    |    |   |   |       |   |   |       |   |     |
|----------------|----|----|---|---|-------|---|---|-------|---|-----|
| Feacher, Ricky | 0  | 1  | 0 | 0 | 0/0   | 0 | 0 | 0/0   | 0 | 6   |
| Davis, Johnny  | 1  | 0  | 0 | 0 | 0/0   | 0 | 0 | 0/0   | 0 | 6   |
| Green, Boyce   | 0  | 1  | 0 | 0 | 0/0   | 0 | 0 | 0/0   | 0 | 6   |
| McDonald, Paul | 1  | 0  | 0 | 0 | 0/0   | 0 | 0 | 0/0   | 0 | 6   |
| Cox, Steve     | 0  | 0  | 0 | 0 | 0/0   | 0 | 0 | 1/3   | 0 | 3   |
| Browns         | 10 | 14 | 1 | 0 | 25/25 | 0 | 0 | 25/35 | 0 | 250 |
| Opponents      | 10 | 15 | 5 | 0 | 30/30 | 0 | 0 | 29/33 | 0 | 297 |

SACKS: R. Camp 14.0, C. Matthews 12.0, K. Baldwin 4.5, C. Hairston 4.0, C. Banks 2.5, D. Puzzuoli 2.0, B. Golic 2.0, E. Franks 1.5, E. Johnson 0.5 Browns: 43.0, Opponents: 55.0

| RUSHING        | NO  | YDS   | AVG  | LG | TD |
|----------------|-----|-------|------|----|----|
| Green, Boyce   | 202 | 673   | 3.3  | 29 | 0  |
| Pruitt, Mike   | 163 | 506   | 3.1  | 14 | 6  |
| Byner, Earnest | 72  | 426   | 5.9  | 54 | 2  |
| White, Charles | 24  | 62    | 2.6  | 8  | 0  |
| McDonald, Paul | 22  | 4     | 0.2  | 10 | 1  |
| Davis, Johnny  | 3   | 15    | 5.0  | 8  | 1  |
| Holt, Harry    | 1   | 12    | 12.0 | 12 | 0  |
| Davis, Bruce   | 1   | 6     | 6.0  | 6  | 0  |
| Walker, Dwight | 1   | -8    | -8.0 | -8 | 0  |
| Browns         | 489 | 1,696 | 3.5  | 54 | 10 |
| Opponents      | 494 | 1,945 | 3.9  | 64 | 10 |

| RECEIVING      | NO  | YDS   | AVG  | LG | TD |
|----------------|-----|-------|------|----|----|
| Newsome, Ozzie | 89  | 1,001 | 11.2 | 52 | 5  |
| Brennan, Brian | 35  | 455   | 13.0 | 52 | 3  |
| Harris, Duriel | 32  | 512   | 16.0 | 43 | 2  |
| Feacher, Ricky | 22  | 282   | 12.8 | 64 | 1  |
| Adams, Willis  | 21  | 261   | 12.4 | 24 | 0  |
| Holt, Harry    | 20  | 261   | 13.1 | 36 | 0  |
| Green, Boyce   | 12  | 124   | 10.3 | 44 | 1  |
| Byner, Earnest | 11  | 118   | 10.7 | 26 | 0  |
| Walker, Dwight | 10  | 122   | 12.2 | 25 | 0  |
| Davis, Bruce   | 7   | 119   | 17.0 | 43 | 2  |
| Pruitt, Mike   | 5   | 29    | 5.8  | 9  | 0  |
| White, Charles | 5   | 29    | 5.8  | 17 | 0  |
| Young, Glen    | 1   | 47    | 47.0 | 47 | 0  |
| Bolden, Rickey | 1   | 19    | 19.0 | 19 | 0  |
| Stracka, Tim   | 1   | 15    | 15.0 | 15 | 0  |
| McDonald, Paul | 1   | -4    | -4.0 | -4 | 0  |
| Browns         | 273 | 3,490 | 12.8 | 64 | 14 |
| Opponents      | 261 | 3,049 | 11.7 | 61 | 15 |

| INTERCEPTIONS     | NO | YDS | AVG  | LG | TD |
|-------------------|----|-----|------|----|----|
| Gross, Al         | 5  | 103 | 20.6 | 47 | 0  |
| Dixon, Hanford    | 5  | 31  | 6.2  | 18 | 0  |
| Cousineau, Tom    | 2  | 9   | 4.5  | 9  | 0  |
| Johnson, Eddie    | 2  | 3   | 1.5  | 3  | 0  |
| Rogers, Don       | 1  | 39  | 39.0 | 39 | 0  |
| Minnifield, Frank | 1  | 26  | 26.0 | 26 | 0  |
| Perry, Rod        | 1  | 17  | 17.0 | 17 | 0  |
| Banks, Chip       | 1  | 8   | 8.0  | 8  | 0  |
| Johnson, Lawrence | 1  | 0   | 0.0  | 0  | 0  |
| Rockins, Chris    | 1  | 0   | 0.0  | 0  | 0  |
| Browns            | 20 | 236 | 11.8 | 47 | 0  |
| Opponents         | 23 | 518 | 22.5 | 85 | 0  |

| PUNTING    | NO | YDS   | AVG  | IN20 | TB | LG | BLK |
|------------|----|-------|------|------|----|----|-----|
| Cox, Steve | 74 | 3,213 | 43.4 | 16   | 8  | 69 | 2   |
| Team, Stat | 2  | 0     | 0.0  | 0    | 0  | 0  | 0   |
| Browns     | 76 | 3,213 | 42.3 | 16   | 8  | 69 | 2   |
| Opponents  | 77 | 3,123 | 40.6 | 21   | 7  | 61 | 0   |

| PUNT RETURNS   | NO | FC | YDS | AVG  | LG | TD |
|----------------|----|----|-----|------|----|----|
| Brennan, Brian | 25 | 10 | 199 | 8.0  | 19 | 0  |
| Harris, Duriel | 9  | 0  | 73  | 8.1  | 13 | 0  |
| Walker, Dwight | 6  | 3  | 50  | 8.3  | 13 | 0  |
| Browns         | 40 | 13 | 322 | 8.1  | 19 | 0  |
| Opponents      | 43 | 7  | 489 | 11.4 | 42 | 0  |

| KICKOFF RETURNS | NO | YDS   | AVG  | LG | TD |
|-----------------|----|-------|------|----|----|
| Byner, Earnest  | 22 | 415   | 18.9 | 28 | 0  |
| Davis, Bruce    | 18 | 369   | 20.5 | 40 | 0  |
| Brown, Preston  | 8  | 136   | 17.0 | 27 | 0  |
| Young, Glen     | 5  | 134   | 26.8 | 36 | 0  |
| White, Charles  | 5  | 80    | 16.0 | 23 | 0  |
| Nicolas, Scott  | 1  | 12    | 12.0 | 12 | 0  |
| Contz, Bill     | 1  | 10    | 10.0 | 10 | 0  |
| Holt, Harry     | 1  | 1     | 1.0  | 1  | 0  |
| Browns          | 61 | 1,157 | 19.0 | 40 | 0  |
| Opponents       | 52 | 1,159 | 22.3 | 46 | 0  |

| FIELD GOALS | 1-19 | 20-29 | 30-39 | 40-49 | 50+ | TOT   |
|-------------|------|-------|-------|-------|-----|-------|
| Bahr, Matt  | 3/3  | 12/12 | 2/7   | 6/9   | 1/1 | 24/32 |
| Cox, Steve  | 0/0  | 0/0   | 0/0   | 0/0   | 1/3 | 1/3   |
| Browns      | 3/3  | 12/12 | 2/7   | 6/9   | 2/4 | 25/35 |
| Opponents   | 0/0  | 13/13 | 7/9   | 7/9   | 2/2 | 29/33 |

|           | TD | TD% | INT | INT% | LG | TKLD   | RATING |
|-----------|----|-----|-----|------|----|--------|--------|
| Browns    | 14 | 2.8 | 23  | 4.7  | 64 | 53/345 | 67.3   |
| Opponents | 0  | 0.0 | 0   | 0.0  | 16 | 0/0    | 118.8  |
| Browns    | 0  | 0.0 | 0   | 0.0  | 2  | 2/13   | 79.2   |
| Browns    | 14 | 2.8 | 23  | 4.6  | 64 | 55/358 | 67.5   |
| Opponents | 15 | 3.3 | 20  | 4.4  | 61 | 43/353 | 70.0   |

# 1985 (8-8)

**COACH:** Marty Schottenheimer  
**DIVISION FINISH:** 1st AFC Central

**1985 USUAL STARTING LINEUPS**

| OFFENSE |                         | DEFENSE |                  |
|---------|-------------------------|---------|------------------|
| WR 85   | Clarence Weathers       | LDE 96  | Reggie Camp      |
| LT 74   | P. Farren, 77 R. Bolden | NT 79   | Bob Golic        |
| LG 62   | George Lijla            | RDE 78  | Carl Hairston    |
| C 61    | Mike Baab               | LOLB 56 | Chip Banks       |
| RG 69   | D. Fike, 77 R. Bolden   | LILB 51 | Eddie Johnson    |
| RT 63   | Cody Risien             | RILB 50 | Tom Cousineau    |
| TE 82   | Ozzie Newsome           | 58      | Scott Nicolas    |
| WR 86   | Brian Brennan           | ROLB 57 | Clay Matthews    |
| 83      | Fred Banks              | LCB 31  | Frank Minnifield |
| QB 19   | Bernie Kosar            | RQB 29  | Hanford Dixon    |
| 18      | Gary Danielson          | SS 27   | Al Gross         |
| FB 34   | Kevin Mack              | FS 20   | Don Rogers       |
| RB 44   | Earnest Byner           |         |                  |

**RADIO ANNOUNCERS:**

New Chandler, Doug Dieken, Jim Mueller (WHK 1420 AM)

| DATE  | RESULT        | OPPONENT               | ATT    |
|-------|---------------|------------------------|--------|
| 9/8   | L, 24-27 (OT) | St. Louis Cardinals    | 62,107 |
| 9/16  | W, 17-7       | Pittsburgh Steelers    | 79,042 |
| 9/22  | L, 7-20       | at Dallas Cowboys      | 61,456 |
| 9/29  | W, 21-7       | at San Diego Chargers  | 52,107 |
| 10/6  | W, 24-20      | New England Patriots   | 62,139 |
| 10/13 | W, 21-6       | at Houston Oilers      | 38,386 |
| 10/20 | L, 20-21      | Los Angeles Raiders    | 77,928 |
| 10/27 | L, 7-14       | Washington Redskins    | 78,540 |
| 11/3  | L, 9-10       | at Pittsburgh Steelers | 51,976 |
| 11/10 | L, 10-27      | at Cincinnati Bengals  | 57,293 |
| 11/17 | W, 17-7       | Buffalo Bills          | 50,764 |
| 11/24 | W, 24-6       | Cincinnati Bengals     | 74,439 |
| 12/1  | W, 35-33      | at New York Giants     | 66,482 |
| 12/8  | L, 13-31      | at Seattle Seahawks    | 58,477 |
| 12/15 | W, 28-21      | Houston Oilers         | 50,793 |
| 12/22 | L, 10-37      | at New York Jets       | 59,073 |

**PLAYOFF**

1/4 L, 21-24 at Miami Dolphins 75,128

**TEAM STATISTICS**

|                         | BROWNS  | OPPONENT |
|-------------------------|---------|----------|
| Total First Downs       | 271     | 297      |
| Rushing                 | 119     | 106      |
| Passing                 | 128     | 172      |
| Penalty                 | 24      | 19       |
| 3rd Down: Made/Att      | 79/216  | 83/228   |
| 3rd Down Pct.           | 36.6%   | 36.4%    |
| 4th Down: Made/Att      | 13/21   | 7/15     |
| 4th Down Pct.           | 61.9%   | 46.7%    |
| Total Net Yards         | 4,921   | 4,958    |
| Avg. Per Game           | 307.6   | 309.9    |
| Total Plays             | 989     | 1,050    |
| Avg. Per Play           | 5.0     | 4.7      |
| Net Yards Rushing       | 2,285   | 1,851    |
| Avg. Per Game           | 142.8   | 115.7    |
| Total Rushes            | 539     | 497      |
| Net Yards Passing       | 2,636   | 3,107    |
| Avg. Per Game           | 164.8   | 194.2    |
| Sacked/Yards Lost       | 36/249  | 44/353   |
| Gross Yards             | 2,885   | 3,460    |
| Attempts/Completions    | 414/222 | 509/289  |
| Completion Pct.         | 53.6%   | 56.8%    |
| Had Intercepted         | 13      | 18       |
| Punts/Avg.              | 81/40.3 | 91/42.2  |
| Net Punting Avg.        | 81/36.5 | 91/38.1  |
| Penalties/Yards Lost    | 99/751  | 102/773  |
| Fumbles/Ball Lost       | 40/23   | 28/9     |
| Touchdowns              | 35      | 34       |
| Rushing                 | 16      | 14       |
| Passing                 | 17      | 18       |
| Returns                 | 2       | 2        |
| Avg. Time Of Possession | 28:52   | 31:08    |

**SCORE BY PERIODS**

|           | 1ST | 2ND | 3RD | 4TH | OT | TOT |
|-----------|-----|-----|-----|-----|----|-----|
| Browns    | 44  | 68  | 78  | 97  | 0  | 287 |
| Opponents | 75  | 81  | 50  | 85  | 3  | 294 |

**SCORING**

|                | RU | PA | ST | DF | PAT   | 2RU | 2PA | FG    | SAF | TP |
|----------------|----|----|----|----|-------|-----|-----|-------|-----|----|
| Bahr, Matt     | 0  | 0  | 0  | 0  | 35/35 | 0   | 0   | 14/18 | 0   | 77 |
| Byner, Earnest | 8  | 2  | 0  | 0  | 0/0   | 0   | 0   | 0/0   | 0   | 60 |
| Mack, Kevin    | 7  | 3  | 0  | 0  | 0/0   | 0   | 0   | 0/0   | 0   | 60 |

| PASSING          | ATT | CMP | YDS   | PCT   | AV/AT | TD | TD%   | INT | INT% | LG | TKLD   | RATING |
|------------------|-----|-----|-------|-------|-------|----|-------|-----|------|----|--------|--------|
| Kosar, Bernie    | 248 | 124 | 1,578 | 50.0  | 6.36  | 8  | 3.2   | 7   | 2.8  | 68 | 19/121 | 69.3   |
| Danielson, Gary  | 163 | 97  | 1,274 | 59.5  | 7.82  | 8  | 4.9   | 6   | 3.7  | 72 | 17/128 | 85.3   |
| Brennan, Brian   | 1   | 1   | 33    | 100.0 | 33.00 | 1  | 100.0 | 0   | 0.0  | 33 | 0/0    | 158.3  |
| Fontenot, Herman | 1   | 0   | 0     | 0.0   | 0.00  | 0  | 0.0   | 0   | 0.0  | 0  | 0/0    | 39.6   |
| Gossett, Jeff    | 1   | 0   | 0     | 0.0   | 0.00  | 0  | 0.0   | 0   | 0.0  | 0  | 0/0    | 39.6   |
| Browns           | 414 | 222 | 2,885 | 53.6  | 6.97  | 17 | 4.1   | 13  | 3.1  | 72 | 36/249 | 76.4   |
| Opponents        | 509 | 289 | 3,460 | 56.8  | 6.80  | 18 | 3.5   | 18  | 3.5  | 54 | 44/353 | 74.8   |

|                |    |    |   |   |       |   |   |       |   |     |
|----------------|----|----|---|---|-------|---|---|-------|---|-----|
| Newsome, O.    | 0  | 5  | 0 | 0 | 0/0   | 0 | 0 | 0/0   | 0 | 30  |
| Weathers, C.   | 0  | 3  | 0 | 0 | 0/0   | 0 | 0 | 0/0   | 0 | 18  |
| Banks, Fred    | 0  | 2  | 0 | 0 | 0/0   | 0 | 0 | 0/0   | 0 | 12  |
| Brennan, Brian | 0  | 0  | 1 | 0 | 0/0   | 0 | 0 | 0/0   | 0 | 6   |
| Young, Glen    | 0  | 1  | 0 | 0 | 0/0   | 0 | 0 | 0/0   | 0 | 6   |
| Holt, Harry    | 0  | 1  | 0 | 0 | 0/0   | 0 | 0 | 0/0   | 0 | 6   |
| Gross, Al      | 0  | 0  | 0 | 1 | 0/0   | 0 | 0 | 0/0   | 0 | 6   |
| Kosar, Bernie  | 1  | 0  | 0 | 0 | 0/0   | 0 | 0 | 0/0   | 0 | 6   |
| Browns         | 16 | 17 | 1 | 1 | 35/35 | 0 | 0 | 14/18 | 0 | 287 |
| Opponents      | 14 | 18 | 2 | 0 | 33/34 | 0 | 0 | 19/29 | 0 | 294 |

**SACKS:** C. Banks 11.0, R. Camp 8.5, C. Hairston 7.0, C. Matthews 6.0, B. Golic 3.0, C. Weathers 3.0, T. Cousineau 1.5, K. Baldwin 1.0, S. Clancy 1.0, S. Nicolas 1.0, C. Rockins 0.5, E. Johnson 0.5  
**Browns: 44.0, Opponents: 36.0**

| RUSHING            | NO  | YDS   | AVG  | LG | TD |
|--------------------|-----|-------|------|----|----|
| Mack, Kevin        | 222 | 1,104 | 5.0  | 61 | 7  |
| Byner, Earnest     | 244 | 1,002 | 4.1  | 36 | 8  |
| Danielson, Gary    | 27  | 126   | 4.7  | 28 | 0  |
| Allen, Greg        | 8   | 32    | 4.0  | 8  | 0  |
| Weathers, Clarence | 1   | 18    | 18.0 | 18 | 0  |
| Davis, Johnny      | 4   | 9     | 2.3  | 5  | 0  |
| Dickey, Curtis     | 2   | 6     | 3.0  | 5  | 0  |
| Baab, Mike         | 1   | 0     | 0.0  | 0  | 0  |
| Kosar, Bernie      | 26  | -12   | -0.5 | 10 | 1  |
| Browns             | 535 | 2,285 | 4.3  | 61 | 16 |
| Opponents          | 497 | 1,851 | 3.7  | 58 | 14 |

| RECEIVING          | NO  | YDS   | AVG  | LG | TD |
|--------------------|-----|-------|------|----|----|
| Newsome, Ozzie     | 62  | 711   | 11.5 | 38 | 5  |
| Byner, Earnest     | 45  | 460   | 10.2 | 31 | 2  |
| Brennan, Brian     | 32  | 487   | 15.2 | 57 | 0  |
| Mack, Kevin        | 29  | 297   | 10.2 | 43 | 3  |
| Weathers, Clarence | 16  | 449   | 28.1 | 72 | 3  |
| Adams, Willis      | 10  | 132   | 13.2 | 22 | 0  |
| Holt, Harry        | 10  | 95    | 9.5  | 23 | 1  |
| Young, Glen        | 5   | 111   | 22.2 | 45 | 1  |
| Banks, Fred        | 5   | 62    | 12.4 | 17 | 2  |
| Jefferson, John    | 3   | 30    | 10.0 | 17 | 0  |
| Tucker, Travis     | 2   | 20    | 10.0 | 10 | 0  |
| Fontenot, Herman   | 2   | 19    | 9.5  | 17 | 0  |
| Langhorne, Reggie  | 1   | 12    | 12.0 | 12 | 0  |
| Browns             | 222 | 2,885 | 13.0 | 72 | 17 |
| Opponents          | 289 | 3,460 | 12.0 | 54 | 17 |

| INTERCEPTIONS     | NO | YDS | AVG  | LG | TD |
|-------------------|----|-----|------|----|----|
| Gross, Al         | 5  | 109 | 21.8 | 37 | 1  |
| Dixon, Hanford    | 3  | 65  | 21.7 | 37 | 0  |
| Brazier, Larry    | 2  | 40  | 20.0 | 40 | 0  |
| Wright, Felix     | 2  | 11  | 5.5  | 10 | 0  |
| Weathers, Curtis  | 1  | 9   | 9.0  | 9  | 0  |
| Rockins, Chris    | 1  | 8   | 8.0  | 8  | 0  |
| Johnson, Eddie    | 1  | 6   | 6.0  | 6  | 0  |
| Minnifield, Frank | 1  | 3   | 3.0  | 3  | 0  |
| Rogers, Don       | 1  | 3   | 3.0  | 3  | 0  |
| Cousineau, Tom    | 1  | 0   | 0.0  | 0  | 0  |
| Browns            | 18 | 254 | 14.1 | 40 | 1  |
| Opponents         | 13 | 217 | 16.7 | 48 | 0  |

| PUNTING       | NO | YDS   | AVG  | IN20 | TB | LG | BLK |
|---------------|----|-------|------|------|----|----|-----|
| Gossett, Jeff | 81 | 3,261 | 40.3 | 18   | 8  | 64 | 0   |
| Browns        | 81 | 3,261 | 40.3 | 18   | 8  | 64 | 0   |
| Opponents     | 91 | 3,842 | 42.2 | 22   | 16 | 64 | 0   |

| PUNT RETURNS       | NO | FC | YDS | AVG | LG | TD |
|--------------------|----|----|-----|-----|----|----|
| Weathers, Clarence | 28 | 4  | 218 | 7.8 | 16 | 0  |
| Brennan, Brian     | 19 | 4  | 153 | 8.1 | 37 | 1  |
| Browns             | 47 | 8  | 371 | 7.9 | 37 | 1  |
| Opponents          | 36 | 14 | 304 | 8.4 | 38 | 0  |

| KICKOFF RETURNS    | NO | YDS   | AVG  | LG | TD |
|--------------------|----|-------|------|----|----|
| Young, Glen        | 35 | 898   | 25.7 | 63 | 0  |
| Fontenot, Herman   | 8  | 215   | 26.9 | 81 | 0  |
| Langhorne, Reggie  | 3  | 46    | 15.3 | 19 | 0  |
| Green, Boyce       | 2  | 20    | 10.0 | 13 | 0  |
| Puzzoli, Dave      | 2  | 8     | 4.0  | 8  | 0  |
| Weathers, Clarence | 1  | 17    | 17.0 | 17 | 0  |
| Nicolas, Scott     | 1  | 9     | 9.0  | 9  | 0  |
| Allen, Greg        | 1  | 4     | 4.0  | 4  | 0  |
| Browns             | 53 | 1,217 | 23.0 | 81 | 0  |
| Opponents          | 51 | 884   | 17.3 | 37 | 0  |

**FIELD GOALS**

|            | 1-19 | 20-29 | 30-39 | 40-49 | 50+ | TOT   |
|------------|------|-------|-------|-------|-----|-------|
| Bahr, Matt | 1/1  | 2/2   | 8/9   | 3/5   | 0/1 | 14/18 |
| Browns     | 1/1  | 2/2   | 8/9   | 3/5   | 0/1 | 14/18 |
| Opponents  | 0/0  | 5/6   | 10/14 | 2/5   | 2/4 | 19/29 |

STAFF

PLAYERS

2015 SEASON

HISTORY

RECORDS

GAME DAY

# 1986 (12-4)

COACH: Marty Schottenheimer  
 DIVISION FINISH: 1st AFC Central  
 1986 USUAL STARTING LINEUPS

| OFFENSE |                           | DEFENSE |                  |
|---------|---------------------------|---------|------------------|
| WR 84   | Webster Slaughter         | LDE 96  | Reggie Camp      |
| LT 77   | R. Bolden, 74 P. Farren   | NT 79   | Bob Golic        |
| LG 74   | P. Farren, 70 L. Williams | RDE 78  | Carl Hairston    |
| C 61    | Mike Baab                 | LOLB 56 | Chip Banks       |
| RG 69   | Dan Fike                  | LILB 51 | Eddie Johnson    |
| RT 63   | Cody Riesen               | RLB 53  | Anthony Griggs   |
| TE 82   | Ozzie Newsome             | ROLB 57 | Clay Matthews    |
| WR 88   | Reggie Langhorne          | LCB 31  | Frank Minnifield |
| OB 19   | Bernie Kosar              | RCB 29  | Hanford Dixon    |
| FB 34   | K. Mack, 33 C. Dickey     | SS 24   | Ray Ellis        |
| RB 44   | E. Byner, 33 C. Dickey    | FS 37   | Chris Rockins    |

RADIO ANNOUNCERS:  
 Nev Chandler, Doug Dieken, Jim Mueller (WWWE 1100 AM, WDOX 102 FM)

| DATE  | RESULT        | OPPONENT               | ATT    |
|-------|---------------|------------------------|--------|
| 9/7   | L, 31-41      | at Chicago Bears       | 66,030 |
| 9/14  | W, 23-20      | at Houston Oilers      | 46,049 |
| 9/18  | L, 13-30      | Cincinnati Bengals     | 78,779 |
| 9/28  | W, 24-21      | Detroit Lions          | 72,029 |
| 10/5  | W, 27-24      | at Pittsburgh Steelers | 57,327 |
| 10/12 | W, 20-7       | Kansas City Chiefs     | 71,278 |
| 10/19 | L, 14-17      | Green Bay Packers      | 76,438 |
| 10/26 | W, 23-20      | at Minnesota Vikings   | 59,133 |
| 11/2  | W, 24-9       | at Indianapolis Colts  | 57,962 |
| 11/10 | W, 26-16      | Miami Dolphins         | 77,949 |
| 11/16 | L, 14-27      | at Los Angeles Raiders | 65,461 |
| 11/23 | W, 37-31 (OT) | Pittsburgh Steelers    | 76,452 |
| 11/30 | W, 13-10 (OT) | Houston Oilers         | 62,309 |
| 12/7  | W, 21-17      | at Buffalo Bills       | 42,213 |
| 12/14 | W, 34-3       | at Cincinnati Bengals  | 58,062 |
| 12/21 | W, 47-17      | San Diego Chargers     | 68,505 |

1/3 W, 23-20 (2OT) New York Jets 78,106

AFC CHAMPIONSHIP

| TEAM STATISTICS | BROWNS | OPPONENT |
|-----------------|--------|----------|
|-----------------|--------|----------|

|                         |         |         |
|-------------------------|---------|---------|
| Total First Downs       | 292     | 312     |
| Rushing                 | 101     | 114     |
| Passing                 | 165     | 181     |
| Penalty                 | 26      | 17      |
| 3rd Down: Made/Att      | 85/222  | 80/215  |
| 3rd Down Pct.           | 38.3%   | 37.2%   |
| 4th Down: Made/Att      | 7/14    | 10/18   |
| 4th Down Pct.           | 50.0%   | 55.6%   |
| Total Net Yards         | 5,395   | 5,269   |
| Avg. Per Game           | 337.2   | 329.3   |
| Total Plays             | 1,049   | 1,033   |
| Avg. Per Play           | 5.1     | 5.1     |
| Net Yards Rushing       | 1,650   | 1,982   |
| Avg. Per Game           | 103.1   | 123.9   |
| Total Rushes            | 471     | 494     |
| Net Yards Passing       | 3,744   | 3,287   |
| Avg. Per Game           | 234.0   | 205.4   |
| Sacked/Yards Lost       | 39/274  | 35/259  |
| Gross Yards             | 4,018   | 3,546   |
| Attempts/Completions    | 538/315 | 518/291 |
| Completion Pct.         | 58.6%   | 56.2%   |
| Had Intercepted         | 11      | 18      |
| Punts/Avg.              | 83/41.2 | 79/38.4 |
| Net Punting Avg.        | 83/38.0 | 79/34.0 |
| Penalties/Yards Lost    | 99/759  | 104/807 |
| Fumbles/Ball Lost       | 33/13   | 34/18   |
| Touchdowns              | 45      | 36      |
| Rushing                 | 20      | 13      |
| Passing                 | 18      | 21      |
| Returns                 | 7       | 2       |
| Avg. Time Of Possession | 29:19   | 30:41   |

| SCORE BY PERIODS | 1ST | 2ND | 3RD | 4TH | OT | TOT |
|------------------|-----|-----|-----|-----|----|-----|
| Browns           | 82  | 102 | 112 | 86  | 9  | 391 |
| Opponents        | 54  | 98  | 62  | 96  | 0  | 310 |

| SCORING        | RU | PA | ST | O/D | PAT   | ZRU | ZPA | FG    | SAP | TF |
|----------------|----|----|----|-----|-------|-----|-----|-------|-----|----|
| Bahr, Matt     | 0  | 0  | 0  | 0   | 30/30 | 0   | 0   | 20/26 | 0   | 90 |
| Mack, Kevin    | 10 | 0  | 0  | 0   | 0/0   | 0   | 0   | 0/0   | 0   | 60 |
| Brennan, Brian | 0  | 6  | 0  | 1   | 0/0   | 0   | 0   | 0/0   | 0   | 42 |

| PASSING          | ATT | CMP | YDS   | PCT   | AV/AT | TD | TD%   | INT | INT% | LG  | TKLD   | RATING |
|------------------|-----|-----|-------|-------|-------|----|-------|-----|------|-----|--------|--------|
| Kosar, Bernie    | 531 | 310 | 3,854 | 58.4  | 7.26  | 17 | 3.2   | 10  | 1.9  | 72t | 39/274 | 83.8   |
| Pagel, Mike      | 3   | 2   | 53    | 66.7  | 17.67 | 0  | 0.0   | 0   | 0.0  | 45  | 0/0    | 109.7  |
| Fontenot, Herman | 1   | 1   | 46    | 100.0 | 46.00 | 1  | 100.0 | 0   | 0.0  | 46t | 0/0    | 158.3  |
| Brennan, Brian   | 1   | 1   | 35    | 100.0 | 35.00 | 0  | 0.0   | 0   | 0.0  | 35  | 0/0    | 118.8  |
| Gossett, Jeff    | 2   | 1   | 30    | 50.0  | 15.00 | 0  | 0.0   | 1   | 50.0 | 30  | 0/0    | 56.3   |
| Browns           | 538 | 315 | 4,018 | 58.6  | 7.47  | 18 | 3.3   | 11  | 2.0  | 72t | 39/274 | 84.6   |
| Opponents        | 518 | 291 | 3,546 | 56.2  | 6.85  | 21 | 4.1   | 18  | 3.5  | 75t | 35/259 | 76.5   |

|                |    |    |   |   |       |   |   |     |   |       |   |     |
|----------------|----|----|---|---|-------|---|---|-----|---|-------|---|-----|
| Dickey, Curtis | 6  | 0  | 0 | 0 | 0/0   | 0 | 0 | 0/0 | 0 | 36    |   |     |
| Moseley, Mark  | 0  | 0  | 0 | 0 | 13/14 | 0 | 0 | 0   | 0 | 67    |   |     |
| Slaughter, W.  | 0  | 4  | 0 | 1 | 0/0   | 0 | 0 | 0   | 0 | 30    |   |     |
| Byner, Earnest | 2  | 2  | 0 | 0 | 0/0   | 0 | 0 | 0   | 0 | 24    |   |     |
| Newsome, Ozzie | 0  | 3  | 0 | 0 | 0/0   | 0 | 0 | 0   | 0 | 18    |   |     |
| Holt, Harry    | 1  | 1  | 0 | 0 | 0/0   | 0 | 0 | 0   | 0 | 12    |   |     |
| McNeil, Gerald | 0  | 2  | 0 | 0 | 0/0   | 0 | 0 | 0   | 0 | 12    |   |     |
| Fontenot, H.   | 1  | 1  | 0 | 0 | 0/0   | 0 | 0 | 0   | 0 | 12    |   |     |
| Langhorne, R.  | 0  | 1  | 0 | 0 | 0/0   | 0 | 0 | 0   | 0 | 6     |   |     |
| Minnifield, F. | 0  | 0  | 1 | 0 | 0/0   | 0 | 0 | 0   | 0 | 6     |   |     |
| Gross, Al      | 0  | 0  | 0 | 1 | 0/0   | 0 | 0 | 0   | 0 | 6     |   |     |
| Wright, Felix  | 0  | 0  | 1 | 0 | 0/0   | 0 | 0 | 0   | 0 | 6     |   |     |
| Browns         | 20 | 18 | 4 | 3 | 43/44 | 0 | 0 | 0   | 0 | 26/33 | 0 | 391 |
| Opponents      | 13 | 21 | 2 | 0 | 34/36 | 0 | 0 | 0   | 0 | 20/29 | 0 | 310 |

SACKS: C. Hairston 9.0, R. Camp 7.0, S. Clancy 6.5, D. Puzzuoli 6.0, C. Banks 4.5, R. Ellis 1.0, C. Matthews 1.0  
 Browns: 35.0, Opponents: 38.0

| RUSHING            | NO  | YDS   | AVG   | LG  | TD |
|--------------------|-----|-------|-------|-----|----|
| Mack, Kevin        | 174 | 665   | 3.8   | 20  | 10 |
| Dickey, Curtis     | 135 | 523   | 3.9   | 47  | 6  |
| Byner, Earnest     | 94  | 277   | 2.9   | 37  | 2  |
| Fontenot, Herman   | 25  | 105   | 4.2   | 16  | 1  |
| Kosar, Bernie      | 24  | 19    | 0.8   | 17  | 0  |
| Everett, Major     | 12  | 43    | 3.6   | 8   | 0  |
| Pagel, Mike        | 2   | 0     | 0.0   | 0   | 0  |
| Holt, Harry        | 1   | 16    | 16.0  | 16t | 1  |
| McNeil, Gerald     | 1   | 12    | 12.0  | 12  | 0  |
| Slaughter, Webster | 1   | 1     | 1.0   | 1   | 0  |
| Langhorne, Reggie  | 1   | -11   | -11.0 | -11 | 0  |
| Browns             | 470 | 1,650 | 3.5   | 47  | 20 |
| Opponents          | 494 | 1,982 | 4.0   | 53  | 13 |

| RECEIVING          | NO  | YDS   | AVG  | LG  | TD |
|--------------------|-----|-------|------|-----|----|
| Brennan, Brian     | 55  | 838   | 15.2 | 57t | 6  |
| Fontenot, Herman   | 47  | 559   | 11.9 | 72t | 1  |
| Slaughter, Webster | 40  | 577   | 14.4 | 47t | 4  |
| Langhorne, Reggie  | 39  | 678   | 17.4 | 66t | 1  |
| Newsome, Ozzie     | 39  | 417   | 10.7 | 31  | 3  |
| Byner, Earnest     | 37  | 322   | 8.9  | 40  | 2  |
| Mack, Kevin        | 28  | 292   | 10.4 | 44  | 0  |
| Dickey, Curtis     | 10  | 78    | 7.8  | 12  | 0  |
| Weathers, Clarence | 9   | 100   | 11.1 | 16  | 0  |
| Holt, Harry        | 4   | 61    | 15.3 | 34  | 1  |
| Greer, Terry       | 3   | 51    | 17.0 | 22  | 0  |
| Tucker, Travis     | 2   | 29    | 14.5 | 16  | 0  |
| McNeil, Gerald     | 1   | 9     | 9.0  | 9   | 0  |
| Kosar, Bernie      | 1   | 1     | 1.0  | 1   | 0  |
| Browns             | 315 | 4,018 | 12.8 | 72t | 18 |
| Opponents          | 291 | 3,546 | 12.2 | 75t | 21 |

| INTERCEPTIONS     | NO | YDS | AVG  | LG  | TD |
|-------------------|----|-----|------|-----|----|
| Dixon, Hanford    | 5  | 35  | 7.0  | 19  | 0  |
| Wright, Felix     | 3  | 33  | 11.0 | 33  | 0  |
| Minnifield, Frank | 3  | 20  | 6.7  | 20  | 0  |
| Rockins, Chris    | 2  | 41  | 20.5 | 24  | 0  |
| Ellis, Ray        | 2  | 12  | 6.0  | 7   | 0  |
| Matthews, Clay    | 2  | 12  | 6.0  | 8   | 0  |
| Harper, Mark      | 1  | 31  | 31.0 | 31  | 0  |
| Browns            | 18 | 184 | 10.2 | 33  | 0  |
| Opponents         | 11 | 135 | 12.3 | 58t | 1  |

| PUNTING       | NO | YDS   | AVG  | IN20 | TB | LG | BLK |
|---------------|----|-------|------|------|----|----|-----|
| Gossett, Jeff | 83 | 3,423 | 41.2 | 21   | 10 | 61 | 0   |
| Browns        | 83 | 3,423 | 41.2 | 21   | 10 | 61 | 0   |
| Opponents     | 79 | 3,033 | 38.4 | 13   | 8  | 57 | 1   |

| PUNT RETURNS       | NO | FC | YDS | AVG | LG  | TD |
|--------------------|----|----|-----|-----|-----|----|
| McNeil, Gerald     | 40 | 10 | 348 | 8.7 | 84t | 1  |
| Slaughter, Webster | 1  | 0  | 2   | 2.0 | 2   | 0  |
| Browns             | 41 | 10 | 350 | 8.5 | 84t | 1  |
| Opponents          | 44 | 11 | 268 | 6.1 | 20  | 0  |

| KICKOFF RETURNS   | NO | YDS   | AVG  | LG   | TD |
|-------------------|----|-------|------|------|----|
| McNeil, Gerald    | 47 | 997   | 21.2 | 100t | 1  |
| Fontenot, Herman  | 7  | 99    | 14.1 | 19   | 0  |
| Langhorne, Reggie | 4  | 57    | 14.3 | 20   | 0  |
| Nicolas, Scott    | 3  | 28    | 9.3  | 13   | 0  |
| Puzzuoli, Dave    | 1  | 32    | 32.0 | 32   | 0  |
| Browns            | 62 | 1,213 | 19.6 | 100t | 1  |
| Opponents         | 78 | 1,476 | 18.9 | 91   | 1  |

| FIELD GOALS | 1-19 | 20-29 | 30-39 | 40-49 | 50+ | TOT   |
|-------------|------|-------|-------|-------|-----|-------|
| Bahr, Matt  | 4/4  | 7/9   | 7/8   | 1/2   | 1/3 | 20/26 |
| Moseley, M. | 1/1  | 2/2   | 3/3   | 0/1   | 0/0 | 6/7   |
| Browns      | 5/5  | 9/11  | 10/11 | 1/3   | 1/3 | 26/33 |
| Opponents   | 1/1  | 6/7   | 5/5   | 8/12  | 0/4 | 20/29 |

# 1987 (10-5)

COACH: Marty Schottenheimer  
DIVISION FINISH: 1st AFC Central  
1987 USUAL STARTING LINEUPS

| OFFENSE                 |                              | DEFENSE |  |
|-------------------------|------------------------------|---------|--|
| WR 88 Reggie Langhorne  | DE 91 S. Clancy, 96 R. Camp  |         |  |
| LT 74 Paul Farren       | NT 79 Bob Golic              |         |  |
| LG 70 Larry Williams    | RDE 78 Carl Hairston         |         |  |
| C 61 Mike Baab          | LOLB 50 Lucius Sanford       |         |  |
| RG 69 Dan Fike          | LILB 51 Eddie Johnson        |         |  |
| RT 63 Cody Riskien      | RILB 59 Mike Johnson         |         |  |
| TE 82 Ozzie Newsome     | ROLB 57 Clay Matthews        |         |  |
| QB 19 Bernie Kosar      | LCB 31 Frank Minnifield      |         |  |
| WR 84 Webster Slaughter | RCB 29 Hanford Dixon         |         |  |
| RB 44 Earnest Byner     | SS 24 Ray Ellis              |         |  |
| FB 34 Keyvin Mack       | FS 22 F. Wright, 27 A. Gross |         |  |

RADIO ANNOUNCERS:  
Nev Chandler, Doug Dieken, Jim Mueller (WWWE 1100 AM, WDOX 102 FM)

| DATE  | RESULT        | OPPONENT                              | ATT    |
|-------|---------------|---------------------------------------|--------|
| 9/13  | L, 21-28      | at New Orleans Saints                 | 59,900 |
| 9/20  | W, 34-10      | Pittsburgh Steelers                   | 79,543 |
| 10/4  | W, 20-10      | at New England Patriots               | 14,830 |
| 10/11 | L, 10-15      | Houston Oilers                        | 38,927 |
| 10/18 | W, 34-0       | at Cincinnati Bengals                 | 40,179 |
| 10/26 | W, 30-17      | Los Angeles Rams                      | 76,933 |
| 11/1  | L, 24-27 (OT) | at San Diego Chargers                 | 55,381 |
| 11/8  | W, 38-3       | Atlanta Falcons                       | 71,135 |
| 11/15 | W, 27-21      | Buffalo Bills                         | 78,409 |
| 11/22 | W, 40-7       | at Houston Oilers                     | 51,161 |
| 11/29 | L, 24-38      | at San Francisco 49ers                | 60,248 |
| 12/6  | L, 7-9        | Indianapolis Colts                    | 70,661 |
| 12/13 | W, 38-24      | Cincinnati Bengals                    | 77,331 |
| 12/20 | W, 24-17      | at Los Angeles Raiders                | 40,275 |
| 12/26 | W, 19-13      | at Pittsburgh Steelers                | 56,394 |
| 1/9   | W, 38-21      | AFC PLAYOFFS<br>Indianapolis Colts    | 78,586 |
| 1/17  | L, 33-38      | AFC CHAMPIONSHIP<br>at Denver Broncos | 75,993 |

| TEAM STATISTICS         | BROWNS  | OPPONENT  |
|-------------------------|---------|-----------|
| Total First Downs       | 310     | 251       |
| Rushing                 | 110     | 86        |
| Passing                 | 171     | 134       |
| Penalty                 | 29      | 31        |
| 3rd Down: Made/Att      | 86/204  | 72/204    |
| 3rd Down Pct.           | 42.2%   | 35.3%     |
| 4th Down: Made/Att      | 5/11    | 6/14      |
| 4th Down Pct.           | 45.5%   | 42.9%     |
| Total Net Yards         | 5,200   | 4,269     |
| Avg. Per Game           | 346.7   | 284.6     |
| Total Plays             | 985     | 902       |
| Avg. Per Play           | 5.3     | 4.7       |
| Net Yards Rushing       | 1,745   | 1,433     |
| Avg. Per Game           | 116.3   | 95.5      |
| Total Rushes            | 474     | 401       |
| Net Yards Passing       | 3,455   | 2,836     |
| Avg. Per Game           | 230.3   | 189.1     |
| Sacked/Yards Lost       | 29/170  | 34/257    |
| Gross Yards             | 3,625   | 3,093     |
| Attempts/Completions    | 482/291 | 467/246   |
| Completion Pct.         | 60.4%   | 52.7%     |
| Had Intercepted         | 12      | 23        |
| Punts/Avg.              | 57/37.1 | 79/38.4   |
| Net Punting Avg.        | 57/35.4 | 79/32.3   |
| Penalties/Yards Lost    | 100/856 | 120/1,013 |
| Fumbles/Ball Lost       | 33/17   | 25/13     |
| Touchdowns              | 47      | 26        |
| Rushing                 | 16      | 7         |
| Passing                 | 27      | 15        |
| Returns                 | 4       | 4         |
| Avg. Time Of Possession | 31:43   | 28:17     |

| SCORE BY PERIODS | 1ST | 2ND | 3RD | 4TH | OT | TOT |
|------------------|-----|-----|-----|-----|----|-----|
| Browns           | 49  | 160 | 106 | 75  | 0  | 390 |
| Opponents        | 41  | 56  | 54  | 85  | 3  | 239 |

| SCORING        | RU | PA | ST | DF | PAT   | ZRU | ZPA | FG    | SAF | PT |
|----------------|----|----|----|----|-------|-----|-----|-------|-----|----|
| Jaeger, Jeff   | 0  | 0  | 0  | 0  | 33/34 | 0   | 0   | 14/22 | 0   | 75 |
| Byner, Earnest | 8  | 2  | 0  | 0  | 0/0   | 0   | 0   | 0/0   | 0   | 60 |
| Slaughter, W.  | 0  | 7  | 0  | 0  | 0/0   | 0   | 0   | 0/0   | 0   | 42 |
| Brennan, Brian | 0  | 6  | 0  | 0  | 0/0   | 0   | 0   | 0/0   | 0   | 36 |
| Mack, Kevin    | 5  | 1  | 0  | 0  | 0/0   | 0   | 0   | 0/0   | 0   | 36 |
| Bahr, Matt     | 0  | 0  | 0  | 0  | 9/10  | 0   | 0   | 4/5   | 0   | 21 |
| Tennell, Derek | 0  | 3  | 0  | 0  | 0/0   | 0   | 0   | 0/0   | 0   | 18 |
| Mason, Larry   | 2  | 1  | 0  | 0  | 0/0   | 0   | 0   | 0/0   | 0   | 18 |
| Kemp, Perry    | 0  | 2  | 0  | 0  | 0/0   | 0   | 0   | 0/0   | 0   | 12 |
| McNeil, Gerald | 0  | 2  | 0  | 0  | 0/0   | 0   | 0   | 0/0   | 0   | 12 |
| Weathers, Cl.  | 0  | 2  | 0  | 0  | 0/0   | 0   | 0   | 0/0   | 0   | 12 |
| Franco, Brian  | 0  | 0  | 0  | 0  | 2/2   | 0   | 0   | 3/4   | 0   | 11 |
| Franco, Bernie | 1  | 0  | 0  | 0  | 0/0   | 0   | 0   | 0/0   | 0   | 6  |
| Wright, Felix  | 0  | 0  | 0  | 1  | 0/0   | 0   | 0   | 0/0   | 0   | 6  |
| Ellis, Ray     | 0  | 0  | 0  | 1  | 0/0   | 0   | 0   | 0/0   | 0   | 6  |

| PASSING           | ATT | CMP | YDS   | PCT   | AV/AT | TD | TD%  | INT | INT% | LG  | TKLD   | RATING |
|-------------------|-----|-----|-------|-------|-------|----|------|-----|------|-----|--------|--------|
| Kosar, Bernie     | 389 | 241 | 3,033 | 62.0  | 7.80  | 22 | 5.7  | 9   | 2.3  | 54t | 22/129 | 95.4   |
| Christensen, Jeff | 58  | 24  | 297   | 41.4  | 5.12  | 1  | 1.7  | 3   | 5.2  | 34  | 5/37   | 42.1   |
| Danielson, Gary   | 33  | 25  | 281   | 75.8  | 8.52  | 4  | 12.1 | 0   | 0.0  | 23  | 2/4    | 140.3  |
| Fontenot, Herman  | 1   | 1   | 14    | 100.0 | 14.00 | 0  | 0.0  | 0   | 0.0  | 14  | 0/0    | 318.8  |
| Jaeger, Jeff      | 1   | 1   | 0     | 100.0 | 0.00  | 0  | 0.0  | 0   | 0.0  | 0   | 0/0    | 39.6   |
| Browns            | 482 | 291 | 3,625 | 60.4  | 7.52  | 27 | 5.6  | 12  | 2.5  | 54t | 29/170 | 92.0   |
| Opponents         | 467 | 246 | 3,093 | 52.7  | 6.62  | 15 | 3.2  | 23  | 4.9  | 83t | 34/257 | 63.8   |

|                |    |    |   |   |       |   |   |   |       |   |     |
|----------------|----|----|---|---|-------|---|---|---|-------|---|-----|
| Mathews, C.    | 0  | 0  | 0 | 1 | 0/0   | 0 | 0 | 0 | 0/0   | 0 | 6   |
| Langhorne, R.  | 0  | 1  | 0 | 0 | 0/0   | 0 | 0 | 0 | 0/0   | 0 | 6   |
| Grayson, David | 0  | 0  | 0 | 1 | 0/0   | 0 | 0 | 0 | 0/0   | 0 | 6   |
| Kelley, Chris  | 0  | 0  | 0 | 0 | 1/1   | 0 | 0 | 0 | 0/0   | 0 | 1   |
| Browns         | 16 | 27 | 0 | 4 | 45/47 | 0 | 0 | 0 | 21/31 | 0 | 390 |
| Opponents      | 7  | 15 | 4 | 0 | 26/26 | 0 | 0 | 0 | 17/25 | 3 | 239 |

SACKS: C. Hairston 8.0, D. Puzoselli 5.5, A. Baker 3.5, T. Crawford 3.0, C. Matthews 2.5, S. Clancy 2.0, M. Johnson 2.0, M. Harper 1.0, E. Johnson 1.0, M. Rusinek 1.0  
Browns: 34.0, Opponents 28.0

| RUSHING           | NO  | YDS   | AVG  | LG  | TD |
|-------------------|-----|-------|------|-----|----|
| Mack, Kevin       | 201 | 735   | 3.7  | 22t | 5  |
| Byner, Earnest    | 105 | 432   | 4.1  | 21  | 8  |
| Mason, Larry      | 56  | 207   | 3.7  | 22  | 2  |
| Everett, Major    | 34  | 95    | 2.8  | 16  | 0  |
| Manoa, Tim        | 23  | 116   | 5.0  | 25  | 0  |
| Fontenot, Herman  | 15  | 33    | 2.2  | 14  | 0  |
| Kosar, Bernie     | 15  | 22    | 1.5  | 7   | 1  |
| Christensen, Jeff | 11  | 41    | 3.7  | 15  | 0  |
| Driver, Stacey    | 9   | 31    | 3.4  | 16  | 0  |
| McNeil, Gerald    | 1   | 17    | 17.0 | 17  | 0  |
| Verser, David     | 1   | 9     | 9.0  | 9   | 0  |
| Davis, Johnny     | 1   | 7     | 7.0  | 7   | 0  |
| Katolin, Mike     | 1   | 0     | 0.0  | 0   | 0  |
| Danielson, Gary   | 1   | 0     | 0.0  | 0   | 0  |
| Browns            | 474 | 1,745 | 3.7  | 35  | 16 |
| Opponents         | 401 | 1,433 | 3.6  | 27  | 7  |

| RECEIVING          | NO  | YDS   | AVG  | LG  | TD |
|--------------------|-----|-------|------|-----|----|
| Byner, Earnest     | 52  | 552   | 10.6 | 37  | 2  |
| Slaughter, Webster | 47  | 806   | 17.1 | 54t | 7  |
| Brennan, Brian     | 43  | 607   | 14.1 | 53t | 6  |
| Newsome, Ozzie     | 34  | 375   | 11.0 | 25  | 0  |
| Mack, Kevin        | 32  | 223   | 7.0  | 17  | 1  |
| Langhorne, Reggie  | 20  | 288   | 14.4 | 25  | 1  |
| Kemp, Perry        | 12  | 224   | 18.7 | 34  | 2  |
| Weathers, Clarence | 11  | 153   | 13.9 | 37t | 2  |
| Tennell, Derek     | 9   | 102   | 11.3 | 24  | 3  |
| McNeil, Gerald     | 8   | 120   | 15.0 | 39t | 2  |
| Everett, Major     | 8   | 41    | 5.1  | 10  | 0  |
| Mason, Larry       | 5   | 26    | 5.2  | 15  | 1  |
| Fontenot, Herman   | 4   | 40    | 10.0 | 25  | 0  |
| Wilson, Remi       | 2   | 22    | 11.0 | 13  | 0  |
| Plerce, Steve      | 2   | 21    | 10.5 | 13  | 0  |
| Tinsley, Keith     | 1   | 17    | 17.0 | 17  | 0  |
| Manoa, Tim         | 1   | 8     | 8.0  | 8   | 0  |
| Browns             | 291 | 3,625 | 12.5 | 54t | 27 |
| Opponents          | 246 | 3,093 | 12.6 | 83t | 15 |

| INTERCEPTIONS     | NO | YDS | AVG  | LG | TD |
|-------------------|----|-----|------|----|----|
| Wright, Felix     | 4  | 152 | 38.0 | 68 | 1  |
| Minnifield, Frank | 4  | 24  | 6.0  | 27 | 0  |
| Mathews, Clay     | 3  | 62  | 20.7 | 36 | 1  |
| Dixon, Hanford    | 3  | 5   | 1.7  | 6  | 0  |
| Rockins, Chris    | 2  | 25  | 12.5 | 15 | 0  |
| Harper, Mark      | 2  | 16  | 8.0  | 16 | 0  |
| Horn, Alvin       | 1  | 28  | 28.0 | 28 | 0  |
| Johnson, Eddie    | 1  | 11  | 11.0 | 11 | 0  |
| Johnson, Mike     | 1  | 3   | 3.0  | 3  | 0  |
| Wilson, Troy      | 1  | 0   | 0.0  | 0  | 0  |
| Robinson, DeJuan  | 1  | 0   | 0.0  | 0  | 0  |
| Hairston, Carl    | 0  | 40  | 0.0  | 40 | 0  |
| Browns            | 23 | 366 | 15.9 | 68 | 2  |
| Opponents         | 12 | 173 | 14.4 | 48 | 2  |

| PUNTING         | NO | YDS   | AVG  | IN20 | TB | LG | BLK |
|-----------------|----|-------|------|------|----|----|-----|
| Gosselt, Jeff   | 19 | 779   | 41.0 | 3    | 4  | 55 | 0   |
| Winslow, George | 18 | 616   | 34.2 | 5    | 2  | 45 | 0   |
| Walters, Dale   | 11 | 400   | 36.4 | 2    | 1  | 56 | 0   |
| Johnson, Lee    | 9  | 317   | 35.2 | 3    | 1  | 66 | 0   |
| Browns          | 57 | 2,112 | 37.1 | 13   | 8  | 66 | 0   |
| Opponents       | 79 | 3,035 | 38.4 | 13   | 8  | 57 | 0   |

| PUNT RETURNS   | NO | FC | YDS | AVG  | LG | TD |
|----------------|----|----|-----|------|----|----|
| McNeil, Gerald | 34 | 9  | 386 | 11.4 | 40 | 0  |
| Wilson, Troy   | 10 | 3  | 101 | 10.1 | 17 | 0  |
| Browns         | 44 | 12 | 487 | 11.1 | 40 | 0  |
| Opponents      | 16 | 10 | 93  | 5.8  | 21 | 0  |

| KICKOFF RETURNS   | NO | YDS   | AVG  | LG | TD |
|-------------------|----|-------|------|----|----|
| Young, Glen       | 18 | 412   | 22.9 | 44 | 0  |
| McNeil, Gerald    | 11 | 205   | 18.6 | 33 | 0  |
| Fontenot, Herman  | 9  | 130   | 14.4 | 24 | 0  |
| Tinsley, Keith    | 2  | 26    | 13.0 | 13 | 0  |
| Manoa, Tim        | 2  | 14    | 7.0  | 13 | 0  |
| Beaufort, Clayton | 1  | 22    | 22.0 | 22 | 0  |
| Driver, Stacey    | 1  | 16    | 16.0 | 16 | 0  |
| Langhorne, Reggie | 1  | 8     | 8.0  | 8  | 0  |
| Grayson, David    | 1  | 6     | 6.0  | 6  | 0  |
| Byner, Earnest    | 1  | 2     | 2.0  | 2  | 0  |
| Mason, Larry      | 1  | 0     | 0.0  | 0  | 0  |
| Browns            | 48 | 841   | 17.5 | 44 | 0  |
| Opponents         | 72 | 1,343 | 18.7 | 39 | 0  |

| FIELD GOALS    | 1-19 | 20-29 | 30-39 | 40-49 | 50+ | TOT   |
|----------------|------|-------|-------|-------|-----|-------|
| Jaeger, Jeff   | 0/0  | 6/6   | 3/6   | 5/9   | 0/1 | 14/22 |
| Bahr, Matt     | 0/0  | 2/2   | 2/3   | 0/0   | 0/0 | 4/4   |
| Franco, Bernie | 0/0  | 3/3   | 0/1   | 0/0   | 0/0 | 3/4   |
| Browns         | 0/0  | 11/11 | 5/10  | 5/9   | 0/1 | 21/21 |
| Opponents      | 0/0  | 7/8   | 7/10  | 3/6   | 0/1 | 17/25 |

STAFF

PLAYERS

2015 SEASON

HISTORY

RECORDS

GAME DAY



# 1988 (10-6)

COACH: Farty Schottenheimer  
 DIVISION FINISH: 2nd AFC Central

## 1988 USUAL STARTING LINEUPS

| OFFENSE |                       |         | DEFENSE          |       |                       |
|---------|-----------------------|---------|------------------|-------|-----------------------|
| WR 84   | Webster Slaughter     | LDE 91  | Sam Clancy       | WR 85 | Clarence Weathers     |
| LT 74   | Paul Farren           | RDE 78  | Carl Hairston    | LG 70 | Larry Williams        |
| LG 70   | Larry Williams        | LOLB 56 | David Grayson    | C 73  | Gregg Rakoczy         |
| C 73    | Gregg Rakoczy         | LILB 59 | Mike Johnson     | RG 69 | Dan Fike              |
| RG 69   | Dan Fike              | RILB 54 | Mike Junkin      | RT 63 | Cody Risien           |
| TE 82   | Ozzie Newsome         | ROLB 57 | Clay Matthews    | WR 88 | Reggie Langhorne      |
| WR 88   | Reggie Langhorne      | LCB 31  | Frank Minnifield | QB 19 | B. Kosar, 10 M. Pagel |
| QB 19   | B. Kosar, 10 M. Pagel | RCB 29  | Hanford Dixon    | FB 34 | K. Mack, 42 T. Manoa  |
| FB 34   | K. Mack, 42 T. Manoa  | SS 48   | Brian Washington | RB 44 | Earnest Byner         |
| RB 44   | Earnest Byner         | FS 22   | Felix Wright     |       |                       |

## RADIO ANNOUNCERS:

Neu Chandler, Doug Dieken, Jim Mueller (WWWE 1100 AM, WDOK 102 FM)

| DATE  | RESULT   | OPPONENT               | ATT    |
|-------|----------|------------------------|--------|
| 9/4   | W, 6-3   | at Kansas City Chiefs  | 55,654 |
| 9/11  | L, 3-23  | New York Jets          | 74,434 |
| 9/19  | W, 23-17 | Indianapolis Colts     | 75,748 |
| 9/25  | L, 17-24 | at Cincinnati Bengals  | 54,943 |
| 10/2  | W, 23-9  | at Pittsburgh Steelers | 56,410 |
| 10/9  | L, 10-16 | Seattle Seahawks       | 78,605 |
| 10/16 | W, 19-3  | Philadelphia Eagles    | 78,787 |
| 10/23 | W, 29-21 | at Phoenix Cardinals   | 61,261 |
| 10/30 | W, 23-16 | Cincinnati Bengals     | 79,147 |
| 11/7  | L, 17-24 | at Houston Oilers      | 51,467 |
| 11/13 | L, 7-30  | at Denver Broncos      | 75,806 |
| 11/20 | W, 27-7  | Pittsburgh Steelers    | 77,131 |
| 11/27 | W, 17-13 | at Washington Redskins | 51,604 |
| 12/4  | W, 24-21 | Dallas Cowboys         | 77,683 |
| 12/12 | L, 31-38 | at Miami Dolphins      | 61,884 |
| 12/18 | W, 28-23 | Houston Oilers         | 74,610 |

| DATE  | RESULT   | OPPONENT                        | ATT    |
|-------|----------|---------------------------------|--------|
| 12/24 | L, 23-24 | AFC WILD CARD<br>Houston Oilers | 74,977 |

| TEAM STATISTICS         |  | BROWNS  | OPPONENT |
|-------------------------|--|---------|----------|
| Total First Downs       |  | 294     | 301      |
| Rushing                 |  | 93      | 114      |
| Passing                 |  | 177     | 162      |
| Penalty                 |  | 24      | 25       |
| 3rd Down: Made/Att      |  | 92/213  | 67/197   |
| 3rd Down Pct.           |  | 43.2%   | 34.0%    |
| 4th Down: Made/Att      |  | 4/15    | 8/17     |
| 4th Down Pct.           |  | 26.7%   | 47.1%    |
| Total Net Yards         |  | 5,011   | 4,767    |
| Avg. Per Game           |  | 313.2   | 297.9    |
| Total Plays             |  | 1,013   | 1,009    |
| Avg. Per Play           |  | 4.9     | 4.7      |
| Net Yards Rushing       |  | 1,575   | 1,920    |
| Avg. Per Game           |  | 98.4    | 120.0    |
| Total Rushes            |  | 440     | 498      |
| Net Yards Passing       |  | 3,436   | 2,847    |
| Avg. Per Game           |  | 214.8   | 177.9    |
| Sacked/Yards Lost       |  | 36/250  | 37/255   |
| Gross Yards             |  | 3,686   | 3,102    |
| Attempts/Completions    |  | 537/313 | 474/245  |
| Completion Pct.         |  | 58.3%   | 51.7%    |
| Had Intercepted         |  | 17      | 20       |
| Punts/Avg.              |  | 69/38.5 | 69/39.4  |
| Net Punting Avg.        |  | 67/33.9 | 69/34.7  |
| Penalties/Yards Lost    |  | 110/875 | 100/789  |
| Fumbles/Ball Lost       |  | 32/16   | 23/11    |
| Touchdowns              |  | 33      | 30       |
| Rushing                 |  | 10      | 13       |
| Passing                 |  | 19      | 13       |
| Returns                 |  | 4       | 4        |
| Avg. Time Of Possession |  | 30:49   | 29:11    |

| SCORE BY PERIODS | 1ST | 2ND | 3RD | 4TH | OT | TOT |
|------------------|-----|-----|-----|-----|----|-----|
| Browns           | 46  | 81  | 63  | 114 | 0  | 304 |
| Opponents        | 46  | 137 | 44  | 61  | 0  | 288 |

| SCORING        | RU | PA | ST | DF | PAT   | 2RU | 2PA | FG    | SAF | TP  |
|----------------|----|----|----|----|-------|-----|-----|-------|-----|-----|
| Bahr, Matt     | 0  | 0  | 0  | 0  | 32/33 | 0   | 0   | 24/29 | 0   | 104 |
| Langhorne, R.  | 1  | 7  | 0  | 0  | 0/0   | 0   | 0   | 0/0   | 0   | 48  |
| Byner, Earnest | 3  | 2  | 0  | 0  | 0/0   | 0   | 0   | 0/0   | 0   | 30  |
| Slaughter, W.  | 0  | 3  | 0  | 0  | 0/0   | 0   | 0   | 0/0   | 0   | 18  |
| Mack, Kevin    | 3  | 0  | 0  | 0  | 0/0   | 0   | 0   | 0/0   | 0   | 18  |
| Fontenot, H.   | 0  | 1  | 0  | 0  | 0/0   | 0   | 0   | 0/0   | 0   | 12  |

| PASSING          | ATT | CMP | YDS   | PCT  | AV/AT |
|------------------|-----|-----|-------|------|-------|
| Kosar, Bernie    | 259 | 156 | 1,890 | 60.2 | 7.30  |
| Pagel, Mike      | 134 | 71  | 736   | 53.0 | 5.49  |
| Strock, Don      | 91  | 55  | 736   | 60.4 | 8.09  |
| Danielson, Gary  | 52  | 31  | 324   | 59.6 | 6.23  |
| Fontenot, Herman | 1   | 0   | 0     | 0.0  | 0.00  |
| Browns           | 537 | 313 | 3,686 | 58.3 | 6.86  |
| Opponents        | 474 | 245 | 3,102 | 51.7 | 6.54  |

|                |    |    |   |   |       |   |   |       |   |     |
|----------------|----|----|---|---|-------|---|---|-------|---|-----|
| Newsome, O.    | 0  | 2  | 0 | 0 | 0/0   | 0 | 0 | 0/0   | 0 | 12  |
| Manoa, Tim     | 2  | 0  | 0 | 0 | 0/0   | 0 | 0 | 0/0   | 0 | 12  |
| Bolden, Rickey | 0  | 1  | 0 | 0 | 0/0   | 0 | 0 | 0/0   | 0 | 6   |
| Kosar, Bernie  | 1  | 0  | 0 | 0 | 0/0   | 0 | 0 | 0/0   | 0 | 6   |
| Minnifield, F. | 0  | 0  | 1 | 0 | 0/0   | 0 | 0 | 0/0   | 0 | 6   |
| Washington, B. | 0  | 0  | 0 | 1 | 0/0   | 0 | 0 | 0/0   | 0 | 6   |
| Tennell, Derek | 0  | 1  | 0 | 0 | 0/0   | 0 | 0 | 0/0   | 0 | 6   |
| Weathers, C.   | 0  | 1  | 0 | 0 | 0/0   | 0 | 0 | 0/0   | 0 | 6   |
| Brennan, Brian | 0  | 1  | 0 | 0 | 0/0   | 0 | 0 | 0/0   | 0 | 6   |
| Perry, M. D.   | 0  | 0  | 0 | 1 | 0/0   | 0 | 0 | 0/0   | 0 | 6   |
| Buchanan, C.   | 0  | 0  | 0 | 0 | 0/0   | 0 | 0 | 0/0   | 1 | 2   |
| Browns         | 10 | 19 | 2 | 2 | 32/33 | 0 | 0 | 24/29 | 1 | 304 |
| Opponents      | 13 | 13 | 4 | 0 | 30/30 | 0 | 0 | 26/34 | 0 | 288 |

SACKS: C. Matthews 6.0, M. Perry 6.0, C. Buchanan 5.0, D. Grayson 5.0, S. Clancy 4.5, C. Hairston 3.0, E. Johnson 3.0, M. Jones 1.0, M. Harper 1.0, B. Washington 1.0  
 Browns: 35.0, Opponents: 36.0

| RUSHING           | NO  | YDS   | AVG  | LG | TD |
|-------------------|-----|-------|------|----|----|
| Byner, Earnest    | 157 | 576   | 3.7  | 27 | 3  |
| Mack, Kevin       | 123 | 485   | 3.9  | 65 | 3  |
| Manoa, Tim        | 99  | 389   | 3.9  | 34 | 2  |
| Fontenot, Herman  | 28  | 87    | 3.1  | 17 | 0  |
| Kosar, Bernie     | 12  | -1    | -0.1 | 13 | 1  |
| Strock, Don       | 6   | -2    | -0.3 | 5  | 0  |
| Danielson, Gary   | 4   | 3     | 0.8  | 5  | 0  |
| Pagel, Mike       | 4   | 1     | 0.3  | 5  | 0  |
| Baker, Tony       | 3   | 19    | 6.3  | 13 | 0  |
| Langhorne, Reggie | 2   | 26    | 13.0 | 20 | 1  |
| Runager, Max      | 1   | 0     | 0.0  | 0  | 0  |
| Bahr, Matt        | 1   | -8    | -8.0 | -8 | 0  |
| Browns            | 440 | 1,575 | 3.6  | 65 | 10 |
| Opponents         | 498 | 1,920 | 3.9  | 41 | 13 |

| RECEIVING          | NO  | YDS   | AVG  | LG | TD |
|--------------------|-----|-------|------|----|----|
| Byner, Earnest     | 59  | 576   | 9.8  | 39 | 2  |
| Langhorne, Reggie  | 57  | 780   | 13.7 | 77 | 7  |
| Brennan, Brian     | 46  | 579   | 12.6 | 33 | 1  |
| Newsome, Ozzie     | 35  | 343   | 9.8  | 28 | 2  |
| Slaughter, Webster | 30  | 462   | 15.4 | 41 | 3  |
| Weathers, Clarence | 29  | 436   | 15.0 | 49 | 1  |
| Fontenot, Herman   | 19  | 170   | 8.9  | 15 | 1  |
| Mack, Kevin        | 11  | 87    | 7.9  | 25 | 0  |
| Manoa, Tim         | 10  | 54    | 5.4  | 9  | 0  |
| Tennell, Derek     | 9   | 88    | 9.8  | 26 | 1  |
| McNeil, Gerald     | 5   | 74    | 14.8 | 23 | 0  |
| Young, Glen        | 2   | 34    | 17.0 | 25 | 0  |
| Bolden, Rickey     | 1   | 3     | 3.0  | 3  | 1  |
| Browns             | 313 | 3,686 | 11.8 | 77 | 19 |
| Opponents          | 245 | 3,102 | 12.7 | 54 | 13 |

| INTERCEPTIONS     | NO | YDS | AVG  | LG | TD |
|-------------------|----|-----|------|----|----|
| Wright, Felix     | 5  | 126 | 25.2 | 53 | 0  |
| Minnifield, Frank | 4  | 16  | 4.0  | 13 | 0  |
| Washington, Brian | 3  | 104 | 34.7 | 75 | 1  |
| Johnson, Mike     | 2  | 36  | 18.0 | 31 | 0  |
| Dixon, Hanford    | 2  | 24  | 12.0 | 24 | 0  |
| Harper, Mark      | 2  | 13  | 6.5  | 8  | 0  |
| Johnson, Eddie    | 2  | 0   | 0.0  | 0  | 0  |
| Browns            | 20 | 319 | 15.9 | 75 | 1  |
| Opponents         | 17 | 190 | 11.2 | 36 | 2  |

| PUNTING      | NO | YDS   | AVG  | IN20 | TB | LG | BLK |
|--------------|----|-------|------|------|----|----|-----|
| Runager, Max | 48 | 1,935 | 40.3 | 13   | 2  | 52 | 0   |
| Johnson, Lee | 17 | 643   | 37.8 | 6    | 1  | 61 | 0   |
| Team, Stat   | 2  | 0     | 0.0  | 0    | 0  | 0  | 2   |
| Browns       | 67 | 2,578 | 38.5 | 19   | 3  | 61 | 2   |
| Opponents    | 69 | 2,722 | 39.4 | 17   | 8  | 62 | 2   |

| PUNT RETURNS   | NO | FC | YDS | AVG | LG | TD |
|----------------|----|----|-----|-----|----|----|
| McNeil, Gerald | 38 | 6  | 315 | 8.3 | 32 | 0  |
| Weathers, C.   | 2  | 0  | 10  | 5.0 | 9  | 0  |
| Browns         | 40 | 6  | 325 | 8.1 | 32 | 0  |
| Opponents      | 32 | 11 | 304 | 9.5 | 73 | 1  |

| KICKOFF RETURNS     | NO | YDS   | AVG  | LG | TD |
|---------------------|----|-------|------|----|----|
| Young, Glen         | 29 | 635   | 21.9 | 34 | 0  |
| Fontenot, Herman    | 21 | 435   | 20.7 | 84 | 0  |
| McNeil, Gerald      | 2  | 38    | 19.0 | 22 | 0  |
| Briggs, Stephen     | 1  | 27    | 27.0 | 27 | 0  |
| Perry, Michael Dean | 1  | 13    | 13.0 | 13 | 0  |
| Tennell, Derek      | 1  | 11    | 11.0 | 11 | 0  |
| Browns              | 55 | 1,159 | 21.1 | 84 | 0  |
| Opponents           | 58 | 973   | 16.8 | 29 | 0  |

| FIELD GOALS | 1-19 | 20-29 | 30-39 | 40-49 | 50+ | TOT   |
|-------------|------|-------|-------|-------|-----|-------|
| Bahr, Matt  | 1/1  | 10/12 | 8/10  | 5/6   | 0/0 | 24/29 |
| Browns      | 1/1  | 10/12 | 8/10  | 5/6   | 0/0 | 24/29 |
| Opponents   | 2/2  | 7/7   | 12/15 | 5/7   | 0/3 | 26/34 |

|           | TD | TD% | INT | INT% | LG | TKLD   | RATING |
|-----------|----|-----|-----|------|----|--------|--------|
| Browns    | 10 | 3.9 | 7   | 2.7  | 77 | 25/172 | 84.3   |
| Opponents | 3  | 2.2 | 4   | 3.0  | 28 | 1/9    | 64.1   |
| Browns    | 6  | 6.6 | 5   | 5.5  | 41 | 4/26   | 85.2   |
| Opponents | 0  | 0.0 | 1   | 1.9  | 26 | 6/43   | 69.7   |
| Browns    | 0  | 0.0 | 0   | 0.0  | 0  | 0/0    | 39.6   |
| Opponents | 19 | 3.5 | 17  | 3.2  | 77 | 36/250 | 77.9   |
| Browns    | 13 | 2.7 | 20  | 4.2  | 54 | 37/255 | 64.0   |

# 1989 (9-6-1)

COACH: Bud Carson

DIVISION FINISH: 1st AFC Central

### 1989 USUAL STARTING LINEUPS

| OFFENSE |                      |         | DEFENSE                   |  |  |
|---------|----------------------|---------|---------------------------|--|--|
| WR 84   | Webster Slaughter    | LDE 60  | Al Baker                  |  |  |
| LT 74   | Paul Farren          | LDT 78  | Carl Hairston             |  |  |
| LG 68   | Ted Banker           | RDT 92  | Michael Dean Perry        |  |  |
| C 73    | Gregg Rakoczy        | RDE 97  | Robert Banks              |  |  |
| RG 69   | D. Fike, 66 T. Jones | LOLB 57 | Clay Matthews             |  |  |
| RT 63   | Cody Risien          | MLB 59  | Mike Johnson              |  |  |
| TE 82   | Ozzie Newsome        | ROLB 56 | D. Grayson, 50 V. Walters |  |  |
| WR 88   | Reggie Langhorne     | LCB 31  | Frank Minnfield           |  |  |
| QB 19   | Bernie Kosar         | RCB 29  | Hanford Dixon             |  |  |
| FB 42   | Tim Manoa            | SS 22   | Felix Wright              |  |  |
| RB 21   | Eric Metcalf         | FS 30   | Thane Gash                |  |  |

### RADIO ANNOUNCERS:

Neo Chandler, Doug Dieken, Jim Mueller (WWWE 1100 AM, WDOK 102 FM)

| DATE  | RESULT        | OPPONENT                | ATT    |
|-------|---------------|-------------------------|--------|
| 9/10  | W, 51-0       | at Pittsburgh Steelers  | 57,928 |
| 9/17  | W, 38-24      | New York Jets           | 73,516 |
| 9/25  | L, 14-21      | at Cincinnati Bengals   | 55,996 |
| 10/1  | W, 16-13      | Denver Broncos          | 78,637 |
| 10/8  | Ozzie Newsome | at Miami Dolphins       | 58,444 |
| 10/15 | L, 7-17       | Pittsburgh Steelers     | 78,840 |
| 10/23 | W, 27-7       | Chicago Bears           | 78,722 |
| 10/29 | W, 28-17      | Houston Oilers          | 78,765 |
| 11/5  | W, 42-31      | at Tampa Bay Buccaneers | 69,162 |
| 11/12 | W, 17-7       | at Seattle Seahawks     | 58,978 |
| 11/19 | T, 10-10 (OT) | Kansas City Chiefs      | 77,922 |
| 11/23 | L, 10-13      | at Detroit Lions        | 65,624 |
| 12/3  | L, 0-21       | Cincinnati Bengals      | 76,236 |
| 12/10 | L, 17-23 (OT) | at Indianapolis Colts   | 58,550 |
| 12/17 | W, 23-17 (OT) | Minnesota Vikings       | 70,777 |
| 12/23 | W, 24-20      | at Houston Oilers       | 58,852 |

| DATE | RESULT   | OPPONENT          | ATT    |
|------|----------|-------------------|--------|
| 1/6  | W, 34-30 | Buffalo Bills     | 77,706 |
| 1/14 | L, 21-37 | at Denver Broncos | 76,046 |

| TEAM STATISTICS         | BROWNS  | OPPONENT |
|-------------------------|---------|----------|
| Total First Downs       | 285     | 276      |
| Rushing                 | 101     | 93       |
| Passing                 | 161     | 161      |
| Penalty                 | 23      | 22       |
| 3rd Down: Made/Att      | 82/213  | 82/230   |
| 3rd Down Pct.           | 38.5%   | 35.7%    |
| 4th Down: Made/Att      | 1/9     | 10/16    |
| 4th Down Pct.           | 11.1%   | 62.5%    |
| Total Net Yards         | 5,042   | 4,831    |
| Avg. Per Game           | 315.1   | 301.9    |
| Total Plays             | 1,011   | 1,031    |
| Avg. Per Play           | 5.0     | 4.7      |
| Net Yards Rushing       | 1,609   | 1,670    |
| Avg. Per Game           | 100.6   | 104.4    |
| Total Rushes            | 448     | 446      |
| Net Yards Passing       | 3,433   | 3,161    |
| Avg. Per Game           | 214.6   | 197.6    |
| Sacked/Yards Lost       | 34/192  | 45/359   |
| Gross Yards             | 3,625   | 3,520    |
| Attempts/Completions    | 529/309 | 540/269  |
| Completion Pct.         | 58.4%   | 49.8%    |
| Had Intercepted         | 15      | 27       |
| Punts/Avg.              | 97/39.4 | 94/40.4  |
| Net Punting Avg.        | 97/35.0 | 94/35.1  |
| Penalties/Yards Lost    | 128/973 | 122/985  |
| Fumbles/Ball Lost       | 23/15   | 32/11    |
| Touchdowns              | 41      | 30       |
| Rushing                 | 14      | 8        |
| Passing                 | 20      | 20       |
| Returns                 | 7       | 2        |
| Avg. Time Of Possession | 30:26   | 29:34    |

| SCORE BY PERIODS | 1ST | 2ND | 3RD | 4TH | OT | TOT |
|------------------|-----|-----|-----|-----|----|-----|
| Browns           | 48  | 112 | 104 | 64  | 6  | 334 |
| Opponents        | 34  | 67  | 82  | 62  | 9  | 254 |

| SCORING        | RU | PA | ST | DF | PAT   | ZRU | ZPA | FG    | SAF | TP |
|----------------|----|----|----|----|-------|-----|-----|-------|-----|----|
| Bahr, Matt     | 0  | 0  | 0  | 0  | 40/40 | 0   | 0   | 16/24 | 0   | 88 |
| Metcalf, Eric  | 6  | 4  | 0  | 0  | 0/0   | 0   | 0   | 0/0   | 0   | 60 |
| Slaughter, W.  | 0  | 6  | 0  | 0  | 0/0   | 0   | 0   | 0/0   | 0   | 36 |
| Manoa, Tim     | 3  | 2  | 0  | 0  | 0/0   | 0   | 0   | 0/0   | 0   | 30 |
| Tillman, L.    | 0  | 2  | 1  | 0  | 0/0   | 0   | 0   | 0/0   | 0   | 18 |
| Langhorne, R.  | 0  | 2  | 0  | 0  | 0/0   | 0   | 0   | 0/0   | 0   | 12 |
| Grayson, David | 0  | 0  | 0  | 2  | 0/0   | 0   | 0   | 0/0   | 0   | 12 |
| Gash, Thane    | 0  | 0  | 0  | 2  | 0/0   | 0   | 0   | 0/0   | 0   | 12 |

| PASSING       | ATT | CMP | YDS   | PCT  | AVI/AT | TD | TD%  | INT | INT% | LG  | TKLD   | RATING |
|---------------|-----|-----|-------|------|--------|----|------|-----|------|-----|--------|--------|
| Kosar, Bernie | 513 | 303 | 3,533 | 59.1 | 6.89   | 18 | 3.5  | 14  | 2.7  | 971 | 34/192 | 80.3   |
| Pagel, Mike   | 14  | 5   | 60    | 35.7 | 4.29   | 1  | 7.1  | 1   | 7.1  | 18  | 0/0    | 43.8   |
| Metcalf, Eric | 2   | 1   | 32    | 50.0 | 16.00  | 1  | 50.0 | 0   | 0.0  | 321 | 0/0    | 135.4  |
| Browns        | 529 | 309 | 3,625 | 58.4 | 6.85   | 20 | 3.8  | 15  | 2.8  | 971 | 34/192 | 80.1   |
| Opponents     | 540 | 269 | 3,520 | 49.8 | 6.52   | 20 | 3.7  | 27  | 5.0  | 68  | 45/359 | 62.3   |

\* Led NFL

|                |    |    |   |   |       |   |   |   |       |   |     |
|----------------|----|----|---|---|-------|---|---|---|-------|---|-----|
| Kosar, Bernie  | 1  | 0  | 0 | 0 | 0/0   | 0 | 0 | 0 | 0/0   | 0 | 6   |
| Wright, Felix  | 0  | 0  | 0 | 1 | 0/0   | 0 | 0 | 0 | 0/0   | 0 | 6   |
| Jones, Keith   | 1  | 0  | 0 | 0 | 0/0   | 0 | 0 | 0 | 0/0   | 0 | 6   |
| Oliphant, Mike | 1  | 0  | 0 | 0 | 0/0   | 0 | 0 | 0 | 0/0   | 0 | 6   |
| Mack, Kevin    | 1  | 0  | 0 | 0 | 0/0   | 0 | 0 | 0 | 0/0   | 0 | 6   |
| Walters, Van   | 0  | 1  | 0 | 0 | 0/0   | 0 | 0 | 0 | 0/0   | 0 | 6   |
| Matthews, C.   | 0  | 0  | 0 | 1 | 0/0   | 0 | 0 | 0 | 0/0   | 0 | 6   |
| Tennell, Derek | 0  | 1  | 0 | 0 | 0/0   | 0 | 0 | 0 | 0/0   | 0 | 6   |
| Newsome, O.    | 0  | 1  | 0 | 0 | 0/0   | 0 | 0 | 0 | 0/0   | 0 | 6   |
| Middleton, Ron | 0  | 1  | 0 | 0 | 0/0   | 0 | 0 | 0 | 0/0   | 0 | 6   |
| Redden, Barry  | 1  | 0  | 0 | 0 | 0/0   | 0 | 0 | 0 | 0/0   | 0 | 6   |
| Browns         | 14 | 20 | 1 | 6 | 40/40 | 0 | 0 | 0 | 16/24 | 0 | 334 |
| Opponents      | 8  | 20 | 2 | 0 | 29/29 | 0 | 0 | 0 | 15/28 | 0 | 254 |

**SACKS:** A. Baker 7.5, M. Perry 7.0, C. Hairston 6.5, R. Banks 4.0, A. Blaylock 4.0, C. Matthews 4.0, A. Stewart 3.0, T. Gash 2.0, T. Gibson 2.0, D. Grayson 1.0, M. Harper 1.0, M. Johnson 1.0, C. Charlton 1.0, C. Pike 1.0 **Browns: 45.0, Opponents: 34.0**

| RUSHING           | NO  | YDS   | AVG  | LG  | TD |
|-------------------|-----|-------|------|-----|----|
| Metcalf, Eric     | 187 | 633   | 3.4  | 431 | 6  |
| Manoa, Tim        | 87  | 289   | 3.3  | 22  | 3  |
| Jones, Keith      | 43  | 160   | 3.7  | 15  | 1  |
| Redden, Barry     | 40  | 180   | 4.5  | 381 | 1  |
| Mack, Kevin       | 37  | 130   | 3.5  | 12  | 1  |
| Kosar, Bernie     | 30  | 70    | 2.3  | 23  | 1  |
| Oliphant, Mike    | 15  | 97    | 6.5  | 211 | 1  |
| Langhorne, Reggie | 5   | 19    | 3.8  | 18  | 0  |
| McNeil, Gerald    | 2   | 32    | 16.0 | 18  | 0  |
| Pagel, Mike       | 2   | -1    | -0.5 | 4   | 0  |
| Browns            | 448 | 1,609 | 3.6  | 431 | 14 |
| Opponents         | 446 | 1,670 | 3.7  | 397 | 8  |

| RECEIVING          | NO  | YDS   | AVG  | LG  | TD |
|--------------------|-----|-------|------|-----|----|
| Slaughter, Webster | 65  | 1,236 | 19.0 | 971 | 6  |
| Langhorne, Reggie  | 60  | 749   | 12.5 | 621 | 2  |
| Metcalf, Eric      | 54  | 397   | 7.4  | 681 | 4  |
| Newsome, Ozzie     | 29  | 324   | 11.2 | 31  | 1  |
| Brennan, Brian     | 28  | 289   | 10.3 | 38  | 0  |
| Manoa, Tim         | 27  | 241   | 8.9  | 32  | 2  |
| Jones, Keith       | 15  | 216   | 8.4  | 36  | 0  |
| McNeil, Gerald     | 10  | 114   | 11.4 | 32  | 0  |
| Tillman, Lawyer    | 6   | 70    | 11.7 | 19  | 2  |
| Redden, Barry      | 6   | 34    | 5.7  | 8   | 0  |
| Oliphant, Mike     | 3   | 22    | 7.3  | 9   | 0  |
| Mack, Kevin        | 2   | 7     | 3.5  | 4   | 0  |
| Walters, Van       | 1   | 14    | 14.0 | 141 | 1  |
| Middleton, Ron     | 1   | 5     | 5.0  | 51  | 1  |
| Tennell, Derek     | 1   | 4     | 4.0  | 41  | 1  |
| Kosar, Bernie      | 1   | -7    | -7.0 | 0   | 0  |
| Browns             | 309 | 3,625 | 11.7 | 971 | 20 |
| Opponents          | 269 | 3,520 | 13.1 | 68  | 20 |

| INTERCEPTIONS    | NO | YDS | AVG  | LG  | TD |
|------------------|----|-----|------|-----|----|
| Wright, Felix    | 9* | 91  | 10.1 | 271 | 1  |
| Gash, Thane      | 3  | 65  | 21.7 | 361 | 2  |
| Johnson, Mike    | 3  | 43  | 14.3 | 23  | 0  |
| Minnfield, Frank | 3  | 29  | 9.7  | 25  | 0  |
| Harper, Mark     | 3  | 8   | 2.7  | 8   | 0  |
| Grayson, David   | 2  | 25  | 12.5 | 141 | 1  |
| Matthews, Clay   | 1  | 25  | 25.0 | 25  | 0  |
| Kramer, Kyle     | 1  | 12  | 12.0 | 12  | 0  |
| Dixon, Hanford   | 1  | 2   | 2.0  | 2   | 0  |
| Lyons, Robert    | 1  | 0   | 0.0  | 0   | 0  |
| Browns           | 27 | 300 | 11.1 | 361 | 4  |
| Opponents        | 15 | 306 | 20.4 | 77  | 1  |

| PUNTING       | NO | YDS   | AVG  | IN20 | TB | LG | BLK |
|---------------|----|-------|------|------|----|----|-----|
| Wagner, Bryan | 97 | 3,817 | 39.4 | 32   | 6  | 60 | 0   |
| Browns        | 97 | 3,817 | 39.4 | 32   | 6  | 60 | 0   |
| Opponents     | 94 | 3,797 | 40.4 | 20   | 8  | 57 | 1   |

| PUNT RETURNS   | NO | FC | YDS | AVG  | LG | TD |
|----------------|----|----|-----|------|----|----|
| McNeil, Gerald | 49 | 15 | 496 | 10.1 | 49 | 0  |
| Browns         | 49 | 15 | 496 | 10.1 | 49 | 0  |
| Opponents      | 49 | 13 | 418 | 8.5  | 27 | 0  |

| KICKOFF RETURNS | NO | YDS   | AVG  | LG  | TD |
|-----------------|----|-------|------|-----|----|
| Metcalf, Eric   | 31 | 718   | 23.2 | 449 | 0  |
| Oliphant, Mike  | 5  | 69    | 13.8 | 28  | 0  |
| McNeil, Gerald  | 4  | 61    | 15.3 | 21  | 0  |
| Jones, Keith    | 4  | 42    | 10.5 | 25  | 0  |
| Briggs, Stephen | 2  | 20    | 10.0 | 18  | 0  |
| Redden, Barry   | 2  | 2     | 1.0  | 2   | 0  |
| Joines, Vernon  | 1  | 12    | 12.0 | 12  | 0  |
| Johnson, Eddie  | 1  | 8     | 8.0  | 8   | 0  |
| Browns          | 50 | 932   | 18.6 | 49  | 0  |
| Opponents       | 58 | 1,175 | 20.3 | 73  | 0  |

| FIELD GOALS | 1-19 | 20-29 | 30-39 | 40-49 | 50+ | TOT   |
|-------------|------|-------|-------|-------|-----|-------|
| Bahr, Matt  | 0/0  | 5/5   | 6/8   | 4/9   | 1/2 | 16/24 |
| Browns      | 0/0  | 5/5   | 6/8   | 4/9   | 1/2 | 16/24 |
| Opponents   | 0/0  | 3/3   | 7/9   | 4/14  | 1/2 | 15/28 |

# 1990 (3-13)

COACH: Bud Carson (first 9 games)/Jim Stofner (final 7 games)  
 DIVISION FINISH: 4th AFC Central

## 1990 USUAL STARTING LINEUPS

| OFFENSE                     |                                 | DEFENSE |  |
|-----------------------------|---------------------------------|---------|--|
| WR 84 Webster Slaughter     | LDE 60 A. Baker, 90 R. Burnett  |         |  |
| LT 74 Paul Farren           | LDT 75 C. Pike, 71 T. Gibson    |         |  |
| LG 65 Ralph Tamr            | RDT 92 Michael Dean Perry       |         |  |
| C 61 Mike Baab              | RDE 97 R. Banks, 98 A. Pleasant |         |  |
| RG 73 Gregg Rakoczy         | LOB 57 Clay Matthews            |         |  |
| RT 66 Tony Jones            | MLB 59 Mike Johnson             |         |  |
| TE 82 Ozzie Newsome         | ROLB 50 Van Walters             |         |  |
| WR 88 Reggie Langhorne      | 56 David Grayson                |         |  |
| 86 Brian Brennan            | LCB 24 Anthony Blaylock         |         |  |
| OB 19 B. Kosar, 10 M. Pagel | 31 Frank Minnifield             |         |  |
| FB 34 K. Mack, 33 L. Hoard  | RCB 26 Raymond Clayborn         |         |  |
| RB 21 Eric Metcalf          | SS 22 Felix Wright              |         |  |
|                             | FS 30 Thane Gash                |         |  |

RADIO ANNOUNCERS:  
 Nev Chandler, Doug Dieken, Jim Mueller (WHK 1420 AM, WWSM 100.7 FM)

|                 |    |    |   |   |       |   |   |       |   |     |
|-----------------|----|----|---|---|-------|---|---|-------|---|-----|
| Langhorne, R.   | 0  | 2  | 0 | 0 | 0/0   | 0 | 0 | 0/0   | 0 | 12  |
| Brennan, Brian  | 0  | 2  | 0 | 0 | 0/0   | 0 | 0 | 0/0   | 0 | 12  |
| Newsome, Ozzie  | 0  | 2  | 0 | 0 | 0/0   | 0 | 0 | 0/0   | 0 | 12  |
| Johnson, Mike   | 0  | 0  | 0 | 1 | 0/0   | 0 | 0 | 0/0   | 0 | 6   |
| Gainer, Derrick | 1  | 0  | 0 | 0 | 0/0   | 0 | 0 | 0/0   | 0 | 6   |
| Blaylock, A.    | 0  | 0  | 0 | 1 | 0/0   | 0 | 0 | 0/0   | 0 | 6   |
| Browns          | 10 | 13 | 2 | 2 | 24/27 | 0 | 0 | 14/20 | 0 | 228 |
| Opponents       | 21 | 32 | 0 | 6 | 56/59 | 0 | 0 | 16/27 | 2 | 462 |

SACKS: M.Perry 11.5, A.Pleasant 3.5, C.Matthews 3.5, A.Baker 3.0, S.Braggs 2.5, M.Johnson 2.0, R.Burnett 2.0, T.Gibson 1.0, D.Grayson 1.0, A.Blaylock 1.0, B.Buczkowski 0.5, V.Walters 0.5 Browns: 32.0, Opponents: 42.0

| RUSHING            | NO  | YDS   | AVG  | LG | TD |
|--------------------|-----|-------|------|----|----|
| Mack, Kevin        | 158 | 702   | 4.4  | 26 | 5  |
| Metcalf, Eric      | 80  | 248   | 3.1  | 17 | 1  |
| Hoard, Leroy       | 58  | 149   | 2.6  | 42 | 3  |
| Gainer, Derrick    | 30  | 81    | 2.7  | 9  | 1  |
| Kosar, Bernie      | 10  | 13    | 1.3  | 5  | 0  |
| Slaughter, Webster | 5   | 29    | 5.8  | 17 | 0  |
| Pagel, Mike        | 3   | -1    | -0.3 | 0  | 0  |
| Redden, Barry      | 1   | -1    | -1.0 | -1 | 0  |
| Browns             | 345 | 1,220 | 3.5  | 42 | 10 |
| Opponents          | 511 | 2,105 | 4.1  | 39 | 21 |

| RECEIVING          | NO  | YDS   | AVG  | LG | TD |
|--------------------|-----|-------|------|----|----|
| Slaughter, Webster | 59  | 847   | 14.4 | 50 | 4  |
| Metcalf, Eric      | 57  | 452   | 7.9  | 35 | 1  |
| Langhorne, Reggie  | 45  | 585   | 13.0 | 39 | 2  |
| Brennan, Brian     | 45  | 568   | 12.6 | 28 | 2  |
| Mack, Kevin        | 42  | 360   | 8.6  | 30 | 2  |
| Newsome, Ozzie     | 23  | 240   | 10.4 | 38 | 2  |
| Hoard, Leroy       | 10  | 73    | 7.3  | 17 | 0  |
| Gainer, Derrick    | 7   | 85    | 12.1 | 20 | 0  |
| Joines, Vernon     | 6   | 86    | 14.3 | 24 | 0  |
| Galbraith, Scott   | 4   | 62    | 15.5 | 28 | 0  |
| Talley, John       | 2   | 28    | 14.0 | 19 | 0  |
| Kauric, Jerry      | 1   | 21    | 21.0 | 21 | 0  |
| Browns             | 301 | 3,407 | 11.3 | 50 | 13 |
| Opponents          | 253 | 3,296 | 13.0 | 59 | 32 |

| INTERCEPTIONS     | NO | YDS | AVG  | LG | TD |
|-------------------|----|-----|------|----|----|
| Wright, Felix     | 3  | 56  | 18.7 | 36 | 0  |
| Blaylock, Anthony | 2  | 45  | 22.5 | 45 | 0  |
| Braggs, Stephen   | 2  | 13  | 6.5  | 11 | 0  |
| Minnifield, Frank | 2  | 0   | 0.0  | 0  | 0  |
| Johnson, Mike     | 1  | 64  | 64.0 | 64 | 1  |
| Gash, Thane       | 1  | 16  | 16.0 | 16 | 0  |
| Walters, Van      | 1  | 15  | 15.0 | 15 | 0  |
| Grayson, David    | 1  | 3   | 3.0  | 3  | 0  |
| Browns            | 13 | 212 | 16.3 | 64 | 1  |
| Opponents         | 23 | 422 | 18.3 | 67 | 3  |

| PUNTING       | NO | YDS   | AVG  | IN20 | TB | LG | BLK |
|---------------|----|-------|------|------|----|----|-----|
| Wagner, Bryan | 74 | 2,879 | 38.9 | 13   | 2  | 65 | 4   |
| Team, Stat    | 4  | 0     | 0.0  | 0    | 0  | 0  | 0   |
| Browns        | 78 | 2,879 | 36.9 | 13   | 2  | 65 | 4   |
| Opponents     | 68 | 2,589 | 38.1 | 15   | 4  | 70 | 1   |

| PUNT RETURNS   | NO | FC | YDS | AVG  | LG | TD |
|----------------|----|----|-----|------|----|----|
| Adams, Slefion | 13 | 4  | 81  | 6.2  | 25 | 0  |
| Brennan, Brian | 9  | 4  | 72  | 8.0  | 15 | 0  |
| Lewis, Leo     | 8  | 7  | 56  | 7.0  | 18 | 0  |
| Walters, Van   | 1  | 0  | 0   | 0.0  | 0  | 0  |
| Browns         | 31 | 15 | 209 | 6.7  | 25 | 0  |
| Opponents      | 41 | 13 | 425 | 10.4 | 37 | 0  |

| KICKOFF RETURNS  | NO | YDS   | AVG  | LG  | TD |
|------------------|----|-------|------|-----|----|
| Metcalf, Eric    | 52 | 1,052 | 20.2 | 101 | 2  |
| Fullwood, Brent  | 6  | 119   | 19.8 | 27  | 0  |
| Adams, Slefion   | 3  | 33    | 11.0 | 15  | 0  |
| Galbraith, Scott | 3  | 16    | 5.3  | 10  | 0  |
| Hoard, Leroy     | 2  | 18    | 9.0  | 10  | 0  |
| Johnson, Eddie   | 2  | 17    | 8.5  | 11  | 0  |
| Barnett, Harlon  | 1  | 15    | 15.0 | 15  | 0  |
| Talley, John     | 1  | 6     | 6.0  | 6   | 0  |
| Gainer, Derrick  | 1  | 0     | 0.0  | 0   | 0  |
| Browns           | 71 | 1,276 | 18.0 | 101 | 2  |
| Opponents        | 45 | 805   | 17.9 | 39  | 0  |

| FIELD GOALS   | 1-19 | 20-29 | 30-39 | 40-49 | 50+ | TOT   |
|---------------|------|-------|-------|-------|-----|-------|
| Kauric, Jerry | 0/0  | 5/5   | 5/8   | 4/7   | 0/0 | 14/20 |
| Browns        | 0/0  | 5/5   | 5/8   | 4/7   | 0/0 | 14/20 |
| Opponents     | 1/1  | 4/4   | 4/6   | 6/14  | 1/2 | 16/27 |

| DATE  | RESULT   | OPPONENT               | ATT     |
|-------|----------|------------------------|---------|
| 9/9   | W, 13-3  | Pittsburgh Steelers    | 78, 298 |
| 9/16  | L, 21-24 | at New York Jets       | 67, 354 |
| 9/23  | L, 14-24 | San Diego Chargers     | 77, 429 |
| 9/30  | L, 0-34  | at Kansas City Chiefs  | 75, 462 |
| 10/8  | W, 30-29 | at Denver Broncos      | 74, 814 |
| 10/14 | L, 20-25 | at New Orleans Saints  | 68, 608 |
| 10/22 | L, 13-34 | Cincinnati Bengals     | 78, 567 |
| 10/28 | L, 17-20 | at San Francisco 49ers | 63, 672 |
| 11/4  | L, 0-42  | Buffalo Bills          | 78, 331 |
| 11/18 | L, 23-35 | Houston Oilers         | 76, 726 |
| 11/25 | L, 13-30 | Miami Dolphins         | 70, 225 |
| 12/2  | L, 23-38 | Los Angeles Rams       | 61, 981 |
| 12/9  | L, 14-58 | at Houston Oilers      | 54, 469 |
| 12/16 | W, 13-10 | Atlanta Falcons        | 46, 536 |
| 12/23 | L, 0-35  | at Pittsburgh Steelers | 51, 665 |
| 12/30 | L, 14-21 | at Cincinnati Bengals  | 60, 041 |

| TEAM STATISTICS         | BROWNS  | OPPONENT |
|-------------------------|---------|----------|
| Total First Downs       | 259     | 314      |
| Rushing                 | 74      | 117      |
| Passing                 | 167     | 169      |
| Penalty                 | 18      | 28       |
| 3rd Down: Made/Att      | 81/207  | 104/211  |
| 3rd Down Pct.           | 39.1%   | 49.3%    |
| 4th Down: Made/Att      | 7/19    | 2/3      |
| 4th Down Pct.           | 36.8%   | 66.7%    |
| Total Net Yards         | 4,367   | 5,190    |
| Avg. Per Game           | 272.9   | 324.4    |
| Total Plays             | 960     | 987      |
| Avg. Per Play           | 4.5     | 5.3      |
| Net Yards Rushing       | 1,220   | 2,105    |
| Avg. Per Game           | 76.3    | 131.6    |
| Total Rushes            | 345     | 511      |
| Net Yards Passing       | 3,147   | 3,085    |
| Avg. Per Game           | 196.7   | 192.8    |
| Sacked/Yards Lost       | 42/260  | 32/211   |
| Gross Yards             | 3,407   | 3,296    |
| Attempts/Completions    | 573/301 | 444/253  |
| Completion Pct.         | 52.5%   | 57.0%    |
| Had Intercepted         | 23      | 13       |
| Punts/Avg.              | 78/36.9 | 68/38.1  |
| Net Punting Avg.        | 78/31.5 | 68/35.0  |
| Penalties/Yards Lost    | 122/922 | 95/684   |
| Fumbles/Ball Lost       | 37/23   | 24/9     |
| Touchdowns              | 27      | 59       |
| Rushing                 | 10      | 21       |
| Passing                 | 13      | 32       |
| Returns                 | 4       | 6        |
| Avg. Time Of Possession | 27:11   | 32:49    |

| SCORE BY PERIODS | 1ST | 2ND | 3RD | 4TH | OT | TOT |
|------------------|-----|-----|-----|-----|----|-----|
| Browns           | 32  | 57  | 71  | 68  | 0  | 228 |
| Opponents        | 107 | 182 | 61  | 112 | 0  | 462 |

| SCORING       | RU | PA | ST | DF | PAT   | ZRU | ZPA | FG  | SAF   | TP |    |
|---------------|----|----|----|----|-------|-----|-----|-----|-------|----|----|
| Kauric, Jerry | 0  | 0  | 0  | 0  | 24/27 | 0   | 0   | 0   | 14/20 | 0  | 66 |
| Mack, Kevin   | 5  | 2  | 0  | 0  | 0/0   | 0   | 0   | 0/0 | 0     | 0  | 42 |
| Slaughter, W. | 0  | 4  | 0  | 0  | 0/0   | 0   | 0   | 0/0 | 0     | 0  | 24 |
| Metcalf, Eric | 1  | 1  | 2  | 0  | 0/0   | 0   | 0   | 0/0 | 0     | 0  | 24 |
| Hoard, Leroy  | 3  | 0  | 0  | 0  | 0/0   | 0   | 0   | 0/0 | 0     | 0  | 18 |

| PASSING       | ATT | CMP | YDS   | PCT   | AV/AT | TD | TD% | INT | INT% | LG | TKLD   | RATNG |
|---------------|-----|-----|-------|-------|-------|----|-----|-----|------|----|--------|-------|
| Kosar, Bernie | 423 | 230 | 2,562 | 54.4  | 6.06  | 10 | 2.4 | 15  | 3.5  | 50 | 37/220 | 65.7  |
| Pagel, Mike   | 148 | 69  | 819   | 46.6  | 5.53  | 3  | 2.0 | 8   | 5.4  | 32 | 5/40   | 48.2  |
| Francis, Jeff | 2   | 2   | 26    | 100.0 | 13.00 | 0  | 0.0 | 0   | 0.0  | 17 | 0/0    | 118.8 |
| Browns        | 573 | 301 | 3,407 | 52.5  | 5.95  | 13 | 2.3 | 23  | 4.0  | 50 | 42/260 | 61.5  |
| Opponents     | 444 | 253 | 3,296 | 57.0  | 7.42  | 32 | 7.2 | 13  | 2.9  | 59 | 32/211 | 92.3  |

# 1991 (6-10)

COACH: Bill Belichick

DIVISION FINISH: 3rd AFC Central

## 1991 USUAL STARTING LINEUPS

| OFFENSE |                   | DEFENSE |                           |
|---------|-------------------|---------|---------------------------|
| WR 84   | Webster Slaughter | LDE 90  | Rob Burnett               |
| LT 66   | Tony Jones        | 75      | Pio Sagapolutele          |
| LG 70   | John Rienstra     | LDT 96  | James Jones               |
| C 61    | Mike Baab         | RDT 92  | Michael Dean Perry        |
| RG 68   | Ed King           | RDE 98  | Anthony Pleasant          |
| RT 69   | Dan Fike          | LOLB 50 | Van Walters               |
| TE 81   | Scott Galbraith   | 58      | David Brandon             |
| WR 88   | Reggie Langhorne  | MLB 59  | M. Johnson, 52 R. Brown   |
| 1       | Michael Jackson   | ROLB 57 | Clay Matthews             |
| OB 19   | Bernie Kosar      | LCB 31  | Frank Minnifield          |
| FB 34   | Kevin Mack        | RCB 39  | R. Hilliard, 36 S. Braggs |
| RB 33   | Leroy Hoard       | SS 37   | H. Barnett, 29 E. Turner  |
| 21      | Eric Metcalf      | FS 22   | Vince Newsome             |

## RADIO ANNOUNCERS:

New Chandler, Doug Dieken, Jim Mueller (WHK 1420 AM, WWMS 100.7 FM)

| DATE  | RESULT        | OPPONENT                | ATT    |
|-------|---------------|-------------------------|--------|
| 9/1   | L, 14-26      | Dallas Cowboys          | 78,860 |
| 9/8   | W, 20-0       | at New England Patriots | 35,377 |
| 9/15  | W, 14-13      | Cincinnati Bengals      | 78,269 |
| 9/22  | L, 10-13      | at New York Giants      | 75,891 |
| 10/6  | L, 14-17      | New York Jets           | 71,042 |
| 10/13 | L, 17-42      | at Washington Redskins  | 54,715 |
| 10/20 | W, 30-24 (OT) | at San Diego Chargers   | 48,440 |
| 10/27 | W, 17-14      | Pittsburgh Steelers     | 78,285 |
| 11/3  | L, 21-23      | at Cincinnati Bengals   | 55,077 |
| 11/10 | L, 30-32      | Philadelphia Eagles     | 72,086 |
| 11/17 | L, 24-28      | at Houston Oilers       | 58,155 |
| 11/24 | W, 20-15      | Kansas City Chiefs      | 63,991 |
| 12/1  | W, 31-0       | at Indianapolis Colts   | 57,539 |
| 12/8  | L, 7-17       | Denver Broncos          | 73,539 |
| 12/15 | L, 14-17      | Houston Oilers          | 55,680 |
| 12/22 | L, 10-17      | at Pittsburgh Steelers  | 47,070 |

| TEAM STATISTICS         | BROWNS  | OPPONENT |
|-------------------------|---------|----------|
| Total First Downs       | 265     | 298      |
| Rushing                 | 82      | 100      |
| Passing                 | 163     | 179      |
| Penalty                 | 20      | 19       |
| 3rd Down: Made/Att      | 74/199  | 97/215   |
| 3rd Down Pct.           | 37.2%   | 45.1%    |
| 4th Down: Made/Att      | 9/20    | 9/17     |
| 4th Down Pct.           | 45.0%   | 52.9%    |
| Total Net Yards         | 4,664   | 5,084    |
| Avg. Per Game           | 291.5   | 317.8    |
| Total Plays             | 934     | 1,004    |
| Avg. Per Play           | 5.0     | 5.1      |
| Net Yards Rushing       | 1,360   | 1,875    |
| Avg. Per Game           | 85.0    | 117.2    |
| Total Rushes            | 389     | 447      |
| Net Yards Passing       | 3,304   | 3,209    |
| Avg. Per Game           | 206.5   | 200.6    |
| Sacked/Yards Lost       | 42/243  | 35/236   |
| Gross Yards             | 3,547   | 3,445    |
| Attempts/Completions    | 503/312 | 522/312  |
| Completion Pct.         | 62.0%   | 59.8%    |
| Had Intercepted         | 10      | 15       |
| Punts/Avg.              | 80/42.5 | 61/41.3  |
| Net Punting Avg.        | 80/37.6 | 61/37.2  |
| Penalties/Yards Lost    | 108/872 | 103/770  |
| Fumbles/Ball Lost       | 18/8    | 33/18    |
| Touchdowns              | 35      | 33       |
| Rushing                 | 12      | 12       |
| Passing                 | 19      | 20       |
| Returns                 | 4       | 1        |
| Avg. Time Of Possession | 29:00   | 31:00    |

| SCORE BY PERIODS | 1ST | 2ND | 3RD | 4TH | OT | TOT   |
|------------------|-----|-----|-----|-----|----|-------|
| Browns           | 57  | 105 | 77  | 48  | 6  | — 293 |
| Opponents        | 25  | 113 | 51  | 109 | 0  | — 298 |

| SCORING       | RU | PA | ST | DF | PAT   | 2RU | 2PA | FG    | SAF | TP |
|---------------|----|----|----|----|-------|-----|-----|-------|-----|----|
| Slover, Matt  | 0  | 0  | 0  | 0  | 33/34 | 0   | 0   | 16/22 | 0   | 81 |
| Hoard, Leroy  | 2  | 9  | 0  | 0  | 0/0   | 0   | 0   | 0/0   | 0   | 66 |
| Mack, Kevin   | 8  | 2  | 0  | 0  | 0/0   | 0   | 0   | 0/0   | 0   | 60 |
| Slaughter, W. | 0  | 3  | 0  | 0  | 0/0   | 0   | 0   | 0/0   | 0   | 18 |
| Langhorne, R. | 0  | 2  | 0  | 0  | 0/0   | 0   | 0   | 0/0   | 0   | 12 |

| PASSING       | ATT | CMP | YDS   | PCT   | AVI/AT | TD | TD%   | INT | INT% | LG  | TKLD   | RATING |
|---------------|-----|-----|-------|-------|--------|----|-------|-----|------|-----|--------|--------|
| Kosar, Bernie | 494 | 307 | 3,487 | 62.1  | 7.06   | 18 | 3.6   | 9   | 1.8  | 711 | 41/232 | 87.8   |
| Philcox, Todd | 8   | 4   | 49    | 50.0  | 6.13   | 0  | 0.0   | 1   | 12.5 | 28  | 0/0    | 29.7   |
| Hansen, Brian | 1   | 1   | 11    | 100.0 | 11.00  | 1  | 100.0 | 0   | 0.0  | 111 | 0/0    | 152.1  |
| Metcalf, Eric | 0   | 0   | 0     | 0.0   | 0.00   | 0  | 0.0   | 0   | 0.0  | 0   | 1/11   | 39.6   |
| Browns        | 503 | 312 | 3,547 | 62.0  | 7.05   | 19 | 3.8   | 10  | 2.0  | 711 | 42/243 | 87.5   |
| Opponents     | 522 | 312 | 3,445 | 59.8  | 6.60   | 20 | 3.8   | 15  | 2.9  | 701 | 35/236 | 80.2   |

|                |    |    |   |   |       |   |   |   |       |   |     |
|----------------|----|----|---|---|-------|---|---|---|-------|---|-----|
| Morris, Joe    | 2  | 0  | 0 | 0 | 0/0   | 0 | 0 | 0 | 0/0   | 0 | 12  |
| Jackson, M.    | 0  | 2  | 0 | 0 | 0/0   | 0 | 0 | 0 | 0/0   | 0 | 12  |
| Jones, James   | 0  | 0  | 0 | 1 | 0/0   | 0 | 0 | 0 | 0/0   | 1 | 8   |
| Brennan, Brian | 0  | 1  | 0 | 0 | 0/0   | 0 | 0 | 0 | 0/0   | 0 | 6   |
| Brandon, David | 0  | 0  | 0 | 1 | 0/0   | 0 | 0 | 0 | 0/0   | 0 | 6   |
| Turner, Eric   | 0  | 0  | 0 | 1 | 0/0   | 0 | 0 | 0 | 0/0   | 0 | 6   |
| Newsome, V.    | 0  | 0  | 0 | 1 | 0/0   | 0 | 0 | 0 | 0/0   | 0 | 6   |
| Browns         | 12 | 19 | 0 | 4 | 33/34 | 0 | 0 | 0 | 16/22 | 1 | 293 |
| Opponents      | 12 | 20 | 0 | 1 | 32/33 | 0 | 0 | 0 | 22/30 | 1 | 298 |

SACKS: M.Perry 8.5, C.Matthews 6.5, D.Brandon 3.0, R.Burnett 3.0, A.Pleasant 2.5, R.Hilliard 2.0, P.Sagapolutele 1.5, V.Walters 1.5, J.Thornton 1.0, J.Jones 1.0, F.Conover 1.0, H.Barnett 1.0, S.Braggs 1.0, R.Brown 0.5, A.Florence 0.5, E.Logan 0.5 Browns: 35.0, Opponents: 42.0

| RUSHING       | NO  | YDS   | AVG  | LG  | TD |
|---------------|-----|-------|------|-----|----|
| Mack, Kevin   | 197 | 726   | 3.7  | 51t | 8  |
| Morris, Joe   | 93  | 289   | 3.1  | 15  | 2  |
| Hoard, Leroy  | 37  | 154   | 4.2  | 52  | 2  |
| Metcalf, Eric | 30  | 107   | 3.6  | 15  | 0  |
| Kosar, Bernie | 26  | 74    | 2.8  | 14  | 0  |
| Rouson, Lee   | 3   | 14    | 4.7  | 9   | 0  |
| Hansen, Brian | 2   | -3    | -1.5 | 0   | 0  |
| Philcox, Todd | 1   | -1    | -1.0 | -1  | 0  |
| Browns        | 389 | 1,360 | 3.5  | 52  | 12 |
| Opponents     | 447 | 1,875 | 4.2  | 65t | 12 |

| RECEIVING          | NO  | YDS   | AVG  | LG  | TD |
|--------------------|-----|-------|------|-----|----|
| Slaughter, Webster | 64  | 906   | 14.2 | 62t | 3  |
| Hoard, Leroy       | 48  | 567   | 11.8 | 71t | 9  |
| Mack, Kevin        | 40  | 255   | 6.4  | 22  | 2  |
| Langhorne, Reggie  | 39  | 505   | 12.9 | 40t | 2  |
| Brennan, Brian     | 31  | 325   | 10.5 | 30  | 1  |
| Metcalf, Eric      | 29  | 294   | 10.1 | 45  | 0  |
| Galbraith, Scott   | 27  | 328   | 12.1 | 42  | 0  |
| Jackson, Michael   | 17  | 268   | 15.8 | 65t | 2  |
| Morris, Joe        | 13  | 76    | 5.8  | 13  | 0  |
| Rouson, Lee        | 2   | 9     | 4.5  | 6   | 0  |
| Talley, John       | 1   | 13    | 13.0 | 13  | 0  |
| Kosar, Bernie      | 1   | 1     | 1.0  | 1   | 0  |
| Browns             | 312 | 3,547 | 11.4 | 71t | 19 |
| Opponents          | 312 | 3,445 | 11.0 | 70t | 20 |

| INTERCEPTIONS   | NO | YDS | AVG  | LG  | TD |
|-----------------|----|-----|------|-----|----|
| Braggs, Stephen | 3  | 15  | 5.0  | 15  | 0  |
| Brandon, David  | 2  | 70  | 35.0 | 40  | 1  |
| Turner, Eric    | 2  | 42  | 21.0 | 42t | 1  |
| Matthews, Clay  | 1  | 35  | 35.0 | 35  | 0  |
| Newsome, Vince  | 1  | 31  | 31.0 | 31  | 0  |
| Jones, James    | 1  | 20  | 20.0 | 20t | 1  |
| Brown, Richard  | 1  | 19  | 19.0 | 19  | 0  |
| Hilliard, Randy | 1  | 19  | 19.0 | 19  | 0  |
| Figaro, Cedric  | 1  | 9   | 9.0  | 9   | 0  |
| Johnson, Mike   | 1  | 0   | 0.0  | 0   | 0  |
| Jackson, Alfred | 1  | 0   | 0.0  | 0   | 0  |
| Browns          | 15 | 260 | 17.3 | 42t | 3  |
| Opponents       | 10 | 95  | 9.5  | 57t | 1  |

| PUNTING       | NO | YDS   | AVG  | IN20 | TB | LG | BLK |
|---------------|----|-------|------|------|----|----|-----|
| Hansen, Brian | 80 | 3,397 | 42.5 | 20   | 6  | 65 | 0   |
| Browns        | 80 | 3,397 | 42.5 | 20   | 6  | 65 | 0   |
| Opponents     | 61 | 2,520 | 41.3 | 16   | 6  | 61 | 0   |

| PUNT RETURNS       | NO | FC | YDS | AVG | LG | TD |
|--------------------|----|----|-----|-----|----|----|
| Slaughter, Webster | 17 | 3  | 112 | 6.6 | 17 | 0  |
| Metcalf, Eric      | 12 | 1  | 100 | 8.3 | 30 | 0  |
| Minnifield, Frank  | 0  | 0  | 28  | 0.0 | 28 | 0  |
| Brennan, Brian     | 2  | 6  | 11  | 5.5 | 11 | 0  |
| Stat, Team         | 0  | 0  | 0   | 0.0 | 31 | 0  |
| Browns             | 31 | 10 | 251 | 8.1 | 31 | 0  |
| Opponents          | 40 | 15 | 388 | 9.7 | 48 | 0  |

| KICKOFF RETURNS  | NO | YDS   | AVG  | LG | TD |
|------------------|----|-------|------|----|----|
| Metcalf, Eric    | 23 | 351   | 15.3 | 24 | 0  |
| Morris, Joe      | 18 | 310   | 17.2 | 36 | 0  |
| Pecibles, Danny  | 8  | 149   | 18.6 | 32 | 0  |
| James, Lynn      | 3  | 49    | 16.3 | 21 | 0  |
| Galbraith, Scott | 2  | 13    | 6.5  | 8  | 0  |
| Rouson, Lee      | 1  | 16    | 16.0 | 16 | 0  |
| Browns           | 55 | 888   | 16.1 | 36 | 0  |
| Opponents        | 50 | 1,022 | 20.4 | 47 | 0  |

| FIELD GOALS  | 1-19 | 20-29 | 30-39 | 40-49 | 50+ | TOT   |
|--------------|------|-------|-------|-------|-----|-------|
| Slover, Matt | 1/2  | 2/3   | 8/9   | 3/6   | 2/2 | 16/22 |
| Browns       | 1/2  | 2/3   | 8/9   | 3/6   | 2/2 | 16/22 |
| Opponents    | 1/1  | 10/12 | 8/8   | 2/4   | 1/5 | 22/30 |

STAFF

PLAYERS

2015 SEASON

HISTORY

RECORDS

GAME DAY

## 1992 (7-9)

COACH: Bill Belichick

DIVISION FINISH: 3rd AFC Central

## 1992 USUAL STARTING LINEUPS

| OFFENSE |                         | DEFENSE |                    |
|---------|-------------------------|---------|--------------------|
| WR 1    | Michael Jackson         | LDE 90  | Rob Burnett        |
| LT 66   | Tony Jones              | LDT 96  | James Jones        |
| LG 72   | B. Dahl, 70 J. Rienstra | RDT 92  | Michael Dean Perry |
| C 63    | Jay Hilgenberg          | RDE 98  | Anthony Pleasant   |
| RG 68   | Ed King                 | LOLB 58 | David Brandon      |
| RT 69   | Dan Fike                | MLB 59  | Mike Johnson       |
| TE 83   | Mark Bavaro             | ROLB 57 | Clay Matthews      |
| WR 85   | Lawyer Tillman          | LCB 31  | Frank Minnifield   |
| QB 19   | B. Kosar, 18 M. Tomczak | RCB 24  | Terry Taylor       |
| FB 44   | T. Vardell, 34 K. Mack  | SS 29   | Eric Turner        |
| RB 33   | L. Hoard, 21 E. Metcalf | FS 22   | Vince Newsome      |

## RADIO ANNOUNCERS:

New Chandler, Doug Dieken, Jim Mueller (WHK 1420 AM, WWMS 100.7 FM)

| DATE  | RESULT   | OPPONENT                | ATT    |
|-------|----------|-------------------------|--------|
| 9/6   | L, 3-14  | at Indianapolis Colts   | 50,766 |
| 9/14  | L, 23-27 | Miami Dolphins          | 74,765 |
| 9/20  | W, 28-16 | at Los Angeles Raiders  | 48,102 |
| 9/27  | L, 0-12  | Denver Broncos          | 78,064 |
| 10/11 | W, 17-9  | Pittsburgh Steelers     | 78,080 |
| 10/18 | W, 17-6  | Green Bay Packers       | 69,268 |
| 10/25 | W, 19-17 | at New England Patriots | 32,219 |
| 11/1  | L, 10-30 | at Cincinnati Bengals   | 54,765 |
| 11/8  | W, 24-14 | at Houston Oilers       | 57,348 |
| 11/15 | L, 13-14 | San Diego Chargers      | 58,396 |
| 11/22 | L, 13-17 | at Minnesota Vikings    | 53,323 |
| 11/29 | W, 27-14 | Chicago Bears           | 73,578 |
| 12/6  | W, 37-21 | Cincinnati Bengals      | 68,368 |
| 12/13 | L, 14-24 | at Detroit Lions        | 65,970 |
| 12/20 | L, 14-17 | Houston Oilers          | 59,898 |
| 12/27 | L, 13-23 | at Pittsburgh Steelers  | 53,776 |

## TEAM STATISTICS

|                         | BROWNS  | OPPONENT |
|-------------------------|---------|----------|
| Total First Downs       | 242     | 281      |
| Rushing                 | 85      | 86       |
| Passing                 | 141     | 170      |
| Penalty                 | 16      | 25       |
| 3rd Down: Made/Att      | 67/196  | 76/205   |
| 3rd Down Pct.           | 34.2%   | 37.1%    |
| 4th Down: Made/Att      | 9/17    | 7/14     |
| 4th Down Pct.           | 52.9%   | 50.0%    |
| Total Net Yards         | 4,492   | 4,757    |
| Avg. Per Game           | 280.8   | 297.3    |
| Total Plays             | 883     | 963      |
| Avg. Per Play           | 5.1     | 4.9      |
| Net Yards Rushing       | 1,607   | 1,605    |
| Avg. Per Game           | 100.4   | 100.3    |
| Total Rushes            | 451     | 429      |
| Net Yards Passing       | 2,885   | 3,152    |
| Avg. Per Game           | 180.3   | 197.0    |
| Sacked/Yards Lost       | 34/217  | 48/315   |
| Gross Yards             | 3,102   | 3,467    |
| Attempts/Completions    | 398/238 | 486/291  |
| Completion Pct.         | 59.8%   | 59.9%    |
| Had Intercepted         | 16      | 13       |
| Punts/Avg.              | 75/41.1 | 74/44.5  |
| Net Punting Avg.        | 75/38.0 | 74/38.7  |
| Penalties/Yards Lost    | 104/765 | 93/764   |
| Fumbles/Ball Lost       | 19/12   | 33/20    |
| Touchdowns              | 30      | 29       |
| Rushing                 | 7       | 5        |
| Passing                 | 18      | 23       |
| Returns                 | 5       | 1        |
| Avg. Time Of Possession | 30:13   | 29:47    |

## SCORE BY PERIODS

|           | 1ST | 2ND | 3RD | 4TH | OT | TOT |
|-----------|-----|-----|-----|-----|----|-----|
| Browns    | 63  | 31  | 76  | 102 | 0  | 272 |
| Opponents | 55  | 47  | 80  | 93  | 0  | 275 |

## SCORING

|               | RU | PA | ST | DF | PAT   | 2RU | 2PA | FG | SAF   | TP |    |
|---------------|----|----|----|----|-------|-----|-----|----|-------|----|----|
| Stover, Matt  | 0  | 0  | 0  | 0  | 29/30 | 0   | 0   | 0  | 21/29 | 0  | 92 |
| Metcalf, Eric | 1  | 5  | 1  | 0  | 0/0   | 0   | 0   | 0  | 0/0   | 0  | 42 |
| Jackson, M.   | 0  | 7  | 0  | 0  | 0/0   | 0   | 0   | 0  | 0/0   | 0  | 42 |
| Mack, Kevin   | 6  | 0  | 0  | 0  | 0/0   | 0   | 0   | 0  | 0/0   | 0  | 36 |
| Bavaro, Mark  | 0  | 2  | 0  | 0  | 0/0   | 0   | 0   | 0  | 0/0   | 0  | 12 |

| PASSING       | ATT | CMP | YDS   | PCT  | AV/AT | TD | TD%  | INT | INT%  | LG  | TKLD   | RATING |
|---------------|-----|-----|-------|------|-------|----|------|-----|-------|-----|--------|--------|
| Tomczak, Mike | 211 | 120 | 1,693 | 56.9 | 8.02  | 7  | 3.3  | 7   | 3.3   | 52  | 12/85  | 80.1   |
| Kosar, Bernie | 155 | 103 | 1,160 | 66.5 | 7.48  | 8  | 5.2  | 7   | 4.5   | 69t | 21/126 | 87.0   |
| Philcox, Todd | 27  | 13  | 217   | 48.1 | 8.04  | 3  | 11.1 | 1   | 3.7   | 69t | 1/6    | 97.3   |
| Goebel, Brad  | 3   | 2   | 32    | 66.7 | 10.67 | 0  | 0.0  | 0   | 0.0   | 22  | 0/0    | 102.1  |
| Metcalf, Eric | 1   | 0   | 0     | 0.0  | 0.00  | 0  | 0.0  | 0   | 0.0   | 0   | 0/0    | 39.6   |
| Stover, Matt  | 1   | 0   | 0     | 0.0  | 0.00  | 0  | 0.0  | 1   | 100.0 | 0   | 0/0    | 0.0    |
| Browns        | 398 | 238 | 3,102 | 59.8 | 7.79  | 18 | 4.5  | 16  | 4.0   | 69t | 34/217 | 82.7   |
| Opponents     | 486 | 291 | 3,467 | 59.9 | 7.13  | 23 | 4.7  | 13  | 2.7   | 68t | 48/315 | 86.3   |

|                |   |    |   |   |       |   |   |   |       |   |     |
|----------------|---|----|---|---|-------|---|---|---|-------|---|-----|
| Brandon, David | 0 | 0  | 0 | 2 | 0/0   | 0 | 0 | 0 | 0/0   | 0 | 12  |
| Jones, James   | 0 | 1  | 0 | 0 | 0/0   | 0 | 0 | 0 | 0/0   | 0 | 6   |
| Galbraith, S.  | 0 | 1  | 0 | 0 | 0/0   | 0 | 0 | 0 | 0/0   | 0 | 6   |
| Johnson, Mike  | 0 | 0  | 0 | 1 | 0/0   | 0 | 0 | 0 | 0/0   | 0 | 6   |
| Hoard, Leroy   | 0 | 1  | 0 | 0 | 0/0   | 0 | 0 | 0 | 0/0   | 0 | 6   |
| Moore, Steven  | 0 | 0  | 0 | 1 | 0/0   | 0 | 0 | 0 | 0/0   | 0 | 6   |
| Wolley, Ron    | 0 | 1  | 0 | 0 | 0/0   | 0 | 0 | 0 | 0/0   | 0 | 6   |
| Browns         | 7 | 18 | 1 | 4 | 29/30 | 0 | 0 | 0 | 21/29 | 0 | 272 |
| Opponents      | 5 | 23 | 0 | 1 | 29/29 | 0 | 0 | 0 | 24/29 | 0 | 275 |

**SACKS:** R. Burnett 9.0, C. Matthews 9.0, M. Perry 8.5, J. Jones 4.0, A. Pleasant 4.0, B. Johnson 2.0, M. Johnson 2.0, S. Moore 2.0, V. Newsome 2.0, D. Brandon 1.0, R. Brown 1.0, R. Hilliard 1.0, E. Logan 1.0, E. Turner 1.0, E. Walls 0.5  
**Opponents:** 34.0

| RUSHING          | NO  | YDS   | AVG  | LG | TD |
|------------------|-----|-------|------|----|----|
| Mack, Kevin      | 169 | 543   | 3.2  | 37 | 6  |
| Vardell, Tommy   | 99  | 369   | 3.7  | 35 | 0  |
| Metcalf, Eric    | 73  | 301   | 4.1  | 31 | 1  |
| Hoard, Leroy     | 54  | 236   | 4.4  | 37 | 0  |
| Tomczak, Mike    | 24  | 39    | 1.6  | 16 | 0  |
| Brooks, James    | 13  | 38    | 2.9  | 13 | 0  |
| Baldwin, Randy   | 10  | 31    | 3.1  | 11 | 0  |
| Kosar, Bernie    | 5   | 12    | 2.4  | 8  | 0  |
| Tillman, Lawyer  | 2   | 15    | 7.5  | 15 | 0  |
| Jackson, Michael | 1   | 21    | 21.0 | 21 | 0  |
| Wolley, Ron      | 1   | 2     | 2.0  | 2  | 0  |
| Browns           | 451 | 1,607 | 3.6  | 37 | 7  |
| Opponents        | 429 | 1,605 | 3.7  | 48 | 5  |

| RECEIVING         | NO  | YDS   | AVG  | LG  | TD |
|-------------------|-----|-------|------|-----|----|
| Jackson, Michael  | 47  | 755   | 16.1 | 69t | 7  |
| Metcalf, Eric     | 47  | 614   | 13.1 | 69t | 5  |
| Hoard, Leroy      | 26  | 310   | 11.9 | 46t | 1  |
| Tillman, Lawyer   | 25  | 498   | 19.9 | 52  | 0  |
| Bavaro, Mark      | 25  | 315   | 12.6 | 39  | 2  |
| Holoahan, Pete    | 20  | 170   | 8.5  | 24  | 0  |
| Vardell, Tommy    | 13  | 128   | 9.8  | 23  | 0  |
| Mack, Kevin       | 13  | 81    | 6.2  | 23  | 0  |
| Smith, Rico       | 5   | 64    | 12.8 | 21  | 0  |
| Galbraith, Scott  | 4   | 63    | 15.8 | 28  | 1  |
| Collins, Shawn    | 3   | 31    | 10.3 | 11  | 0  |
| Baldwin, Randy    | 2   | 30    | 15.0 | 20  | 0  |
| Holland, Jamie    | 2   | 27    | 13.5 | 16  | 0  |
| Wolley, Ron       | 2   | 8     | 4.0  | 6   | 1  |
| Brooks, James     | 2   | -1    | -0.5 | 4   | 0  |
| McCardell, Keenan | 1   | 8     | 8.0  | 8   | 0  |
| Jones, James      | 1   | 1     | 1.0  | 11  | 1  |
| Browns            | 238 | 3,102 | 13.0 | 69t | 18 |
| Opponents         | 291 | 3,467 | 11.9 | 68t | 23 |

| INTERCEPTIONS     | NO | YDS | AVG  | LG  | TD |
|-------------------|----|-----|------|-----|----|
| Newsome, Vince    | 3  | 55  | 18.3 | 29  | 0  |
| Brandon, David    | 2  | 123 | 61.5 | 92t | 1  |
| Walls, Everson    | 2  | 26  | 13.0 | 24  | 0  |
| Minnifield, Frank | 2  | 6   | 3.0  | 5   | 0  |
| Matthews, Clay    | 1  | 6   | 6.0  | 6   | 0  |
| Turner, Eric      | 1  | 6   | 6.0  | 6   | 0  |
| Johnson, Mike     | 1  | 0   | 0.0  | 0   | 0  |
| Taylor, Terry     | 1  | 0   | 0.0  | 0   | 0  |
| Browns            | 13 | 222 | 17.1 | 92t | 1  |
| Opponents         | 16 | 213 | 13.3 | 69  | 1  |

| PUNTING       | NO | YDS   | AVG  | IN20 | TB | LG | BLK |
|---------------|----|-------|------|------|----|----|-----|
| Hansen, Brian | 74 | 3,083 | 41.7 | 28   | 7  | 73 | 1   |
| Team, Stat    | 1  | 0     | 0.0  | 0    | 0  | 0  | 0   |
| Browns        | 75 | 3,083 | 41.1 | 28   | 7  | 73 | 1   |
| Opponents     | 74 | 3,293 | 44.5 | 19   | 4  | 66 | 0   |

| PUNT RETURNS  | NO | FC | YDS | AVG | LG  | TD |
|---------------|----|----|-----|-----|-----|----|
| Metcalf, Eric | 44 | 10 | 429 | 9.8 | 75t | 1  |
| Browns        | 44 | 10 | 429 | 9.8 | 75t | 1  |
| Opponents     | 27 | 23 | 234 | 8.7 | 50  | 0  |

| KICKOFF RETURNS | NO | YDS | AVG  | LG | TD |
|-----------------|----|-----|------|----|----|
| Baldwin, Randy  | 30 | 675 | 22.5 | 47 | 0  |
| Metcalf, Eric   | 9  | 157 | 17.4 | 30 | 0  |
| Hoard, Leroy    | 2  | 34  | 17.0 | 25 | 0  |
| Vardell, Tommy  | 2  | 14  | 7.0  | 13 | 0  |
| Browns          | 43 | 880 | 20.5 | 47 | 0  |
| Opponents       | 51 | 907 | 17.8 | 30 | 0  |

## FIELD GOALS

|              | 1-19 | 20-29 | 30-39 | 40-49 | 50+ | TOT   |
|--------------|------|-------|-------|-------|-----|-------|
| Stover, Matt | 1/1  | 11/11 | 6/8   | 2/6   | 1/3 | 21/29 |
| Browns       | 1/1  | 11/11 | 6/8   | 2/6   | 1/3 | 21/29 |
| Opponents    | 0/0  | 10/11 | 7/8   | 7/8   | 0/2 | 24/29 |

# 1993 (7-9)

COACH: Bill Belichick

DIVISION FINISH: 3rd AFC Central

## 1993 USUAL STARTING LINEUPS

| OFFENSE |                         | DEFENSE |                      |
|---------|-------------------------|---------|----------------------|
| WR 81   | Michael Jackson         | LDE 90  | Rob Burnett          |
| LT 66   | Tony Jones              | LDT 96  | J. Jones, 93 J. Ball |
| LG 64   | Houston Hoover          | RDT 92  | Michael Dean Perry   |
| C 61    | Steve Everett           | RDE 98  | Anthony Pleasant     |
| RG 72   | Bob Dahl                | LOLB 53 | Pepper Johnson       |
| RT 62   | Gene Williams           | MLB 59  | Mike Johnson         |
| TE 88   | Brian Kinchen           | ROLB 57 | Clay Matthews        |
| WR 83   | Mark Carrier            | LCB 24  | Terry Taylor         |
| OB 12   | Vinny Testaverde        | RCB 48  | Najee Mustafaa       |
| 19      | Bernie Kosar            | SS 27   | Stevon Moore         |
| FB 44   | Tommy Vardell           | FS 29   | Eric Turner          |
| RB 21   | E. Metcalf, 33 L. Hoard |         |                      |

## RADIO ANNOUNCERS:

Neo Chandler, Doug Dieken, Jim Mueller (WHK 1420 AM, WWMs 100.7 FM)

| DATE  | RESULT   | OPPONENT               | ATT    |
|-------|----------|------------------------|--------|
| 9/5   | W, 27-14 | Cincinnati Bengals     | 75,508 |
| 9/13  | W, 23-13 | San Francisco 49ers    | 78,218 |
| 9/19  | W, 19-16 | at Los Angeles Raiders | 48,617 |
| 9/26  | L, 10-23 | at Indianapolis Colts  | 59,654 |
| 10/10 | L, 14-24 | Miami Dolphins         | 78,138 |
| 10/17 | W, 28-17 | at Cincinnati Bengals  | 55,647 |
| 10/24 | W, 28-23 | Pittsburgh Steelers    | 78,118 |
| 11/7  | L, 14-29 | Denver Broncos         | 77,818 |
| 11/14 | L, 5-22  | at Seattle Seahawks    | 54,622 |
| 11/21 | L, 20-27 | Houston Oilers         | 71,668 |
| 11/28 | L, 14-17 | at Atlanta Falcons     | 54,510 |
| 12/5  | W, 17-13 | New Orleans Saints     | 60,388 |
| 12/12 | L, 17-19 | at Houston Oilers      | 58,720 |
| 12/19 | L, 17-20 | New England Patriots   | 48,618 |
| 12/26 | W, 42-14 | at Los Angeles Rams    | 34,155 |
| 1/2   | L, 9-16  | at Pittsburgh Steelers | 49,208 |

## TEAM STATISTICS

|                         | BROWNS  | OPPONENT |
|-------------------------|---------|----------|
| Total First Downs       | 264     | 290      |
| Rushing                 | 91      | 94       |
| Passing                 | 152     | 170      |
| Penalty                 | 21      | 26       |
| 3rd Down: Made/Att      | 66/201  | 88/231   |
| 3rd Down Pct.           | 32.8%   | 38.1%    |
| 4th Down: Made/Att      | 11/14   | 6/13     |
| 4th Down Pct.           | 78.6%   | 46.2%    |
| Total Net Yards         | 4,740   | 4,778    |
| Avg. Per Game           | 296.3   | 298.6    |
| Total Plays             | 948     | 1,040    |
| Avg. Per Play           | 5.0     | 4.6      |
| Net Yards Rushing       | 1,701   | 1,654    |
| Avg. Per Game           | 106.3   | 103.4    |
| Total Rushes            | 425     | 451      |
| Net Yards Passing       | 3,039   | 3,124    |
| Avg. Per Game           | 189.9   | 195.3    |
| Sacked/Yards Lost       | 45/289  | 48/342   |
| Gross Yards             | 3,328   | 3,466    |
| Attempts/Completions    | 478/262 | 541/306  |
| Completion Pct.         | 54.8%   | 56.6%    |
| Had Intercepted         | 19      | 13       |
| Punts/Avg.              | 84/43.2 | 85/42.4  |
| Net Punting Avg.        | 84/38.0 | 85/35.8  |
| Penalties/Yards Lost    | 121/842 | 105/821  |
| Fumbles/Ball Lost       | 27/17   | 28/9     |
| Touchdowns              | 36      | 30       |
| Rushing                 | 8       | 9        |
| Passing                 | 23      | 19       |
| Returns                 | 5       | 2        |
| Avg. Time Of Possession | 29:32   | 30:28    |

## SCORE BY PERIODS

|           | 1ST | 2ND | 3RD | 4TH | OT | TOT |
|-----------|-----|-----|-----|-----|----|-----|
| Browns    | 56  | 99  | 58  | 91  | 0  | 304 |
| Opponents | 64  | 110 | 52  | 81  | 0  | 307 |

## SCORING

|                | RU | PA | ST | DF | PAT   | ZRU | ZPA | FG    | SAF | TP |
|----------------|----|----|----|----|-------|-----|-----|-------|-----|----|
| Stover, Matt   | 0  | 0  | 0  | 0  | 36/36 | 0   | 0   | 16/22 | 0   | 84 |
| Jackson, M.    | 0  | 8  | 0  | 0  | 0/0   | 0   | 0   | 0/0   | 0   | 48 |
| Metcalf, Eric  | 1  | 2  | 2  | 0  | 0/0   | 0   | 0   | 0/0   | 0   | 30 |
| Carrier, Mark  | 1  | 3  | 1  | 0  | 0/0   | 0   | 0   | 0/0   | 0   | 30 |
| Vardell, Tommy | 3  | 1  | 0  | 0  | 0/0   | 0   | 0   | 0/0   | 0   | 24 |
| McCardell, K.  | 0  | 4  | 0  | 0  | 0/0   | 0   | 0   | 0/0   | 0   | 24 |

## PASSING

|                   | ATT | CMP | YDS   | PCT   | AVI/AT |
|-------------------|-----|-----|-------|-------|--------|
| Testaverde, Vinny | 230 | 130 | 1,797 | 56.5  | 7.81   |
| Kosar, Bernie     | 138 | 79  | 807   | 57.2  | 5.85   |
| Philcox, Todd     | 108 | 52  | 699   | 48.1  | 6.47   |
| Jackson, Michael  | 1   | 1   | 25    | 100.0 | 25.00  |
| Hoard, Leroy      | 1   | 0   | 0     | 0.0   | 0.00   |
| Browns            | 478 | 262 | 3,328 | 54.8  | 6.96   |
| Opponents         | 541 | 306 | 3,466 | 56.6  | 6.41   |

|                |   |    |   |   |       |   |   |       |   |     |
|----------------|---|----|---|---|-------|---|---|-------|---|-----|
| Kinchen, Brian | 0 | 2  | 0 | 0 | 0/0   | 0 | 0 | 0/0   | 0 | 12  |
| Philcox, Todd  | 1 | 0  | 0 | 0 | 0/0   | 0 | 0 | 0/0   | 0 | 6   |
| Baldwin, R.    | 0 | 1  | 0 | 0 | 0/0   | 0 | 0 | 0/0   | 0 | 6   |
| Wolley, Ron    | 0 | 1  | 0 | 0 | 0/0   | 0 | 0 | 0/0   | 0 | 6   |
| Moore, Stevon  | 0 | 0  | 0 | 1 | 0/0   | 0 | 0 | 0/0   | 0 | 6   |
| Mack, Kevin    | 1 | 0  | 0 | 0 | 0/0   | 0 | 0 | 0/0   | 0 | 6   |
| Mustafaa, N.   | 0 | 0  | 0 | 1 | 0/0   | 0 | 0 | 0/0   | 0 | 6   |
| Tillman, L.    | 0 | 1  | 0 | 0 | 0/0   | 0 | 0 | 0/0   | 0 | 6   |
| Jones, James   | 1 | 0  | 0 | 0 | 0/0   | 0 | 0 | 0/0   | 0 | 6   |
| Pleasant, A.   | 0 | 0  | 0 | 0 | 0/0   | 0 | 0 | 0/0   | 1 | 2   |
| Riddick, Louis | 0 | 0  | 0 | 0 | 0/0   | 0 | 0 | 0/0   | 1 | 2   |
| Browns         | 8 | 23 | 3 | 2 | 36/36 | 0 | 0 | 16/22 | 2 | 304 |
| Opponents      | 9 | 19 | 0 | 2 | 30/30 | 0 | 0 | 31/38 | 2 | 307 |

SACKS: A. Pleasant 11.0, R. Burnett 9.0, M. Perry 6.0, J. Jones 5.5, C. Matthews 5.5, M. Johnson 4.0, J. Ball 3.0, D. Foutman 1.0, B. Johnson 1.0, P. Johnson 1.0, E. Walls 1.0  
**Browns: 48.0, Opponents: 45.0**

## RUSHING

|                   | NO  | YDS   | AVG | LG  | TD |
|-------------------|-----|-------|-----|-----|----|
| Vardell, Tommy    | 171 | 644   | 3.8 | 54  | 3  |
| Metcalf, Eric     | 129 | 611   | 4.7 | 55  | 1  |
| Hoard, Leroy      | 56  | 227   | 4.1 | 30  | 0  |
| Testaverde, Vinny | 18  | 74    | 4.1 | 14  | 0  |
| Baldwin, Randy    | 18  | 61    | 3.4 | 11  | 0  |
| Kosar, Bernie     | 14  | 19    | 1.4 | 10  | 0  |
| Mack, Kevin       | 10  | 33    | 3.3 | 7   | 1  |
| Carrier, Mark     | 4   | 26    | 6.5 | 15t | 1  |
| Philcox, Todd     | 2   | 3     | 1.5 | 3t  | 1  |
| Jones, James      | 2   | 2     | 1.0 | 1t  | 1  |
| Jackson, Michael  | 1   | 1     | 1.0 | 1   | 0  |
| Browns            | 425 | 1,701 | 4.0 | 55  | 8  |
| Opponents         | 451 | 1,654 | 3.7 | 49  | 9  |

## RECEIVING

|                    | NO  | YDS   | AVG  | LG  | TD |
|--------------------|-----|-------|------|-----|----|
| Metcalf, Eric      | 63  | 539   | 8.6  | 49t | 2  |
| Carrier, Mark      | 43  | 746   | 17.3 | 55  | 3  |
| Jackson, Michael   | 41  | 756   | 18.4 | 62t | 8  |
| Hoard, Leroy       | 35  | 351   | 10.0 | 41  | 0  |
| Kinchen, Brian     | 29  | 347   | 12.0 | 40  | 2  |
| Vardell, Tommy     | 19  | 151   | 7.9  | 28t | 1  |
| McCardell, Keenan  | 13  | 234   | 18.0 | 43  | 4  |
| Tillman, Lawyer    | 5   | 68    | 13.6 | 18  | 1  |
| Wolley, Ron        | 5   | 25    | 5.0  | 9   | 1  |
| Smith, Rico        | 4   | 55    | 13.8 | 17  | 0  |
| Rowe, Patrick      | 3   | 37    | 12.3 | 16  | 0  |
| Williams, Clarence | 1   | 14    | 14.0 | 14  | 0  |
| Baldwin, Randy     | 1   | 5     | 5.0  | 5t  | 1  |
| Browns             | 262 | 3,328 | 12.7 | 62t | 23 |
| Opponents          | 306 | 3,466 | 11.3 | 56  | 19 |

## INTERCEPTIONS

|                 | NO | YDS | AVG  | LG  | TD |
|-----------------|----|-----|------|-----|----|
| Turner, Eric    | 5  | 25  | 5.0  | 19  | 0  |
| Jones, Selwyn   | 3  | 0   | 0.0  | 0   | 0  |
| Mustafaa, Najee | 1  | 97  | 97.0 | 97t | 1  |
| Hilliard, Randy | 1  | 54  | 54.0 | 54  | 0  |
| Speer, Del      | 1  | 22  | 22.0 | 22  | 0  |
| Matthews, Clay  | 1  | 10  | 10.0 | 10  | 0  |
| Johnson, Mike   | 1  | 0   | 0.0  | 0   | 0  |
| Browns          | 13 | 208 | 16.0 | 97t | 1  |
| Opponents       | 19 | 246 | 12.9 | 69  | 0  |

## PUNTING

|               | NO | YDS   | AVG  | IN20 | TB | LG | BLK |
|---------------|----|-------|------|------|----|----|-----|
| Hansen, Brian | 82 | 3,632 | 44.3 | 15   | 10 | 72 | 2   |
| Team, Stat    | 2  | 0     | 0.0  | 0    | 0  | 0  | 0   |
| Browns        | 84 | 3,632 | 43.2 | 15   | 10 | 72 | 2   |
| Opponents     | 85 | 3,603 | 42.4 | 24   | 7  | 61 | 0   |

## PUNT RETURNS

|               | NO | FC | YDS | AVG  | LG  | TD |
|---------------|----|----|-----|------|-----|----|
| Metcalf, Eric | 36 | 11 | 464 | 12.9 | 91t | 2  |
| Carrier, Mark | 6  | 1  | 92  | 15.3 | 56t | 1  |
| Turner, Eric  | 0  | 0  | 7   | 0.0  | 7   | 0  |
| Browns        | 42 | 12 | 563 | 13.4 | 91t | 3  |
| Opponents     | 49 | 14 | 438 | 8.9  | 36  | 0  |

## KICKOFF RETURNS

|                | NO | YDS   | AVG  | LG | TD |
|----------------|----|-------|------|----|----|
| Baldwin, Randy | 24 | 444   | 18.5 | 31 | 0  |
| Metcalf, Eric  | 15 | 318   | 21.2 | 47 | 0  |
| Hoard, Leroy   | 13 | 286   | 22.0 | 39 | 0  |
| Vardell, Tommy | 4  | 58    | 14.5 | 16 | 0  |
| Smith, Rico    | 1  | 13    | 13.0 | 13 | 0  |
| Kinchen, Brian | 1  | 0     | 0.0  | 0  | 0  |
| Browns         | 58 | 1,119 | 19.3 | 47 | 0  |
| Opponents      | 46 | 814   | 17.7 | 49 | 0  |

## FIELD GOALS

|              | 1-19 | 20-29 | 30-39 | 40-49 | 50+ | TOT   |
|--------------|------|-------|-------|-------|-----|-------|
| Stover, Matt | 0/0  | 4/4   | 5/6   | 6/8   | 1/4 | 16/22 |
| Browns       | 0/0  | 4/4   | 5/6   | 6/8   | 1/4 | 16/22 |
| Opponents    | 1/1  | 13/14 | 6/10  | 8/9   | 3/4 | 31/38 |

|                   | TD | TD% | INT | INT% | LG  | TKLD   | RATING |
|-------------------|----|-----|-----|------|-----|--------|--------|
| Testaverde, Vinny | 14 | 6.1 | 9   | 3.9  | 62t | 17/101 | 85.7   |
| Kosar, Bernie     | 5  | 3.6 | 3   | 2.2  | 38t | 21/128 | 77.2   |
| Philcox, Todd     | 4  | 3.7 | 7   | 6.5  | 56  | 7/60   | 54.5   |
| Jackson, Michael  | 0  | 0.0 | 0   | 0.0  | 25  | 0/0    | 118.8  |
| Hoard, Leroy      | 0  | 0.0 | 0   | 0.0  | 0   | 0/0    | 39.6   |
| Browns            | 23 | 4.8 | 19  | 4.0  | 62t | 45/289 | 76.2   |
| Opponents         | 19 | 3.5 | 13  | 2.4  | 56  | 48/342 | 77.6   |

## 1994 (11-5)

COACH: Bill Belichick

DIVISION FINISH: 2nd AFC Central

## 1994 USUAL STARTING LINEUPS

| OFFENSE |                         |         | DEFENSE            |  |  |
|---------|-------------------------|---------|--------------------|--|--|
| WR 81   | Michael Jackson         | LDE 90  | Rob Burnett        |  |  |
|         | 83 Mark Carrier         | LDT 94  | Bill Johnson       |  |  |
| LT 66   | Tony Jones              | RDE 92  | Michael Dean Perry |  |  |
| LG 69   | Doug Dawson             | RDE 98  | Anthony Pleasant   |  |  |
|         | 63 Wally Williams       | LOLB 58 | Carl Banks         |  |  |
| C 61    | Steve Everitt           | MLB 52  | Pepper Johnson     |  |  |
| RG 72   | Bob Dahl                | ROLB 50 | Frank Stams        |  |  |
| RT 77   | Orlando Brown           | LCB 38  | Antonio Langham    |  |  |
|         | 62 Gene Williams        | RCB 28  | Don Griffin        |  |  |
| TE 88   | Brian Kinchen           | SS 27   | Stevon Moore       |  |  |
|         | 89 Walter Reeves        | FS 29   | Eric Turner        |  |  |
| WR 85   | Derrick Alexander       |         |                    |  |  |
| QB 12   | Vinny Testaverde        |         |                    |  |  |
|         | 11 Mark Rypien          |         |                    |  |  |
| FB 33   | L. Hoard, 44 T. Vardell |         |                    |  |  |
| RB 21   | Eric Metcalfe           |         |                    |  |  |

## RADIO ANNOUNCERS:

Casey Coleman, Doug Dieken, Jim Mueller (WKRN 1220 AM, WDKO 102.1 FM)

| DATE               | RESULT   | OPPONENT               | ATT    |
|--------------------|----------|------------------------|--------|
| 9/4                | W, 28-20 | at Cincinnati Bengals  | 52,778 |
| 9/11               | L, 10-17 | Pittsburgh Steelers    | 77,774 |
| 9/18               | W, 32-0  | Arizona Cardinals      | 62,818 |
| 9/25               | W, 21-14 | at Indianapolis Colts  | 55,821 |
| 10/2               | W, 27-7  | New York Jets          | 76,188 |
| 10/13              | W, 11-8  | at Houston Oilers      | 50,364 |
| 10/23              | W, 37-13 | Cincinnati Bengals     | 77,588 |
| 10/30              | L, 14-26 | at Denver Broncos      | 73,190 |
| 11/6               | W, 13-6  | New England Patriots   | 73,878 |
| 11/13              | W, 26-7  | at Philadelphia Eagles | 65,233 |
| 11/20              | L, 13-20 | at Kansas City Chiefs  | 69,121 |
| 11/27              | W, 34-10 | Houston Oilers         | 65,088 |
| 12/4               | L, 13-16 | New York Giants        | 72,068 |
| 12/10              | W, 19-14 | at Dallas Cowboys      | 64,826 |
| 12/18              | L, 7-17  | at Pittsburgh Steelers | 60,808 |
| 12/24              | W, 35-9  | Seattle Seahawks       | 54,180 |
| WILD CARD PLAYOFF  |          |                        |        |
| 1/1                | W, 20-13 | New England Patriots   | 77,452 |
| DIVISIONAL PLAYOFF |          |                        |        |
| 1/7                | L, 9-29  | at Pittsburgh Steelers | 58,185 |

| TEAM STATISTICS         | BROWNS  | OPPONENT  |
|-------------------------|---------|-----------|
| Total First Downs       | 273     | 304       |
| Rushing                 | 80      | 98        |
| Passing                 | 161     | 173       |
| Penalty                 | 32      | 33        |
| 3rd Down: Made/Att      | 69/204  | 83/242    |
| 3rd Down Pct.           | 33.8%   | 34.3%     |
| 4th Down: Made/Att      | 4/12    | 7/18      |
| 4th Down Pct.           | 33.3%   | 38.9%     |
| Total Net Yards         | 4,832   | 4,826     |
| Avg. Per Game           | 302.0   | 301.6     |
| Total Plays             | 970     | 1,090     |
| Avg. Per Play           | 5.0     | 4.4       |
| Net Yards Rushing       | 1,657   | 1,669     |
| Avg. Per Game           | 103.6   | 104.3     |
| Total Rushes            | 449     | 465       |
| Net Yards Passing       | 3,175   | 3,157     |
| Avg. Per Game           | 198.4   | 197.3     |
| Sacked/Yards Lost       | 14/94   | 38/268    |
| Gross Yards             | 3,269   | 3,425     |
| Attempts/Completions    | 507/266 | 587/325   |
| Completion Pct.         | 52.5%   | 55.4%     |
| Had Intercepted         | 21      | 18        |
| Punts/Avg.              | 80/40.1 | 97/40.0   |
| Net Punting Avg.        | 80/37.4 | 97/35.2   |
| Penalties/Yards Lost    | 113/969 | 129/1,139 |
| Fumbles/Ball Lost       | 26/14   | 26/13     |
| Touchdowns              | 37      | 22        |
| Rushing                 | 12      | 9         |
| Passing                 | 20      | 13        |
| Returns                 | 5       | 0         |
| Avg. Time Of Possession | 28:43   | 31:17     |

| SCORE BY PERIODS | 1ST | 2ND | 3RD | 4TH | OT | TOT |
|------------------|-----|-----|-----|-----|----|-----|
| Browns           | 65  | 121 | 55  | 99  | 0  | 340 |
| Opponents        | 52  | 58  | 28  | 66  | 0  | 204 |

| SCORING      | RU | PA | ST | DF | PAT   | 2RU | 2PA | FG    | SAF | TP  | TOT |
|--------------|----|----|----|----|-------|-----|-----|-------|-----|-----|-----|
| Stover, Matt | 0  | 0  | 0  | 0  | 32/32 | 0   | 0   | 26/28 | 0   | 110 |     |

| PASSING           | ATT | CMP | YDS   | PCT  | AV/AT | TD | TD% | INT | INT% | LG  | TKLD   | RATING |
|-------------------|-----|-----|-------|------|-------|----|-----|-----|------|-----|--------|--------|
| Testaverde, Vinny | 376 | 207 | 2,575 | 55.1 | 6.85  | 16 | 4.3 | 18  | 4.8  | 811 | 12/83  | 70.7   |
| Rypien, Mark      | 128 | 59  | 694   | 46.1 | 5.42  | 4  | 3.1 | 3   | 2.3  | 43  | 2/11   | 63.7   |
| Jackson, Michael  | 2   | 0   | 0.0   | 0.0  | 0.00  | 0  | 0.0 | 0   | 0.0  | 0   | 0/0    | 39.6   |
| Metcalfe, Eric    | 1   | 0   | 0.0   | 0.0  | 0.00  | 0  | 0.0 | 0   | 0.0  | 0   | 0/0    | 39.6   |
| Browns            | 507 | 266 | 3,269 | 52.5 | 6.45  | 20 | 3.9 | 21  | 4.1  | 811 | 14/94  | 68.6   |
| Opponents         | 587 | 325 | 3,425 | 55.4 | 5.83  | 13 | 2.2 | 18  | 3.1  | 44  | 38/268 | 67.1   |

^ Tied NFL Lead

|                    |    |    |   |   |       |   |   |       |   |     |     |     |     |
|--------------------|----|----|---|---|-------|---|---|-------|---|-----|-----|-----|-----|
| Hoard, Leroy       | 5  | 4  | 0 | 0 | 0/0   | 0 | 0 | 0     | 0 | 0   | 0/0 | 0   | 5.4 |
| Metcalfe, Eric     | 2  | 3  | 2 | 0 | 0/0   | 0 | 0 | 0     | 0 | 0   | 0/0 | 0   | 4.2 |
| Carrier, Mark      | 1  | 5  | 0 | 0 | 0/0   | 0 | 0 | 0     | 0 | 0   | 0/0 | 0   | 3.6 |
| Alexander, Derrick | 0  | 2  | 0 | 0 | 0/0   | 0 | 1 | 0     | 0 | 0   | 0/0 | 0   | 1.4 |
| Testaverde, Vinny  | 2  | 0  | 0 | 0 | 0/0   | 0 | 0 | 0     | 0 | 0   | 0/0 | 0   | 1.2 |
| Byner, Earnest     | 2  | 0  | 0 | 0 | 0/0   | 0 | 0 | 0     | 0 | 0   | 0/0 | 0   | 1.2 |
| Jackson, Michael   | 0  | 2  | 0 | 0 | 0/0   | 0 | 0 | 0     | 0 | 0   | 0/0 | 0   | 1.2 |
| Tupa, Tom          | 0  | 0  | 0 | 0 | 0/0   | 3 | 0 | 0     | 0 | 0   | 0/0 | 0   | 0.6 |
| Baldwin, Randy     | 0  | 0  | 1 | 0 | 0/0   | 0 | 0 | 0     | 0 | 0   | 0/0 | 0   | 0.6 |
| Turner, Eric       | 0  | 0  | 0 | 1 | 0/0   | 0 | 0 | 0     | 0 | 0   | 0/0 | 0   | 0.6 |
| Hartley, Frank     | 0  | 1  | 0 | 0 | 0/0   | 0 | 0 | 0     | 0 | 0   | 0/0 | 0   | 0.6 |
| Kinchen, Brian     | 0  | 1  | 0 | 0 | 0/0   | 0 | 0 | 0     | 0 | 0   | 0/0 | 0   | 0.6 |
| Reeves, Walter     | 0  | 1  | 0 | 0 | 0/0   | 0 | 0 | 0     | 0 | 0   | 0/0 | 0   | 0.6 |
| Hill, Travis       | 0  | 1  | 0 | 0 | 0/0   | 0 | 0 | 0     | 0 | 0   | 0/0 | 0   | 0.6 |
| Vardell, Tommy     | 0  | 1  | 0 | 0 | 0/0   | 0 | 0 | 0     | 0 | 0   | 0/0 | 0   | 0.6 |
| Browns             | 12 | 20 | 4 | 1 | 32/32 | 3 | 1 | 26/28 | 0 | 340 |     | 2.0 |     |
| Opponents          | 9  | 13 | 0 | 0 | 19/19 | 0 | 1 | 17/26 | 0 | 204 |     | 3.0 |     |

SACKS: R. Burnett 10.0, A. Pleasant 4.5, D. Griffin 4.0, M. Perry 4.0, J. Jones 3.0, D. D. Footman 2.5, P. Johnson 2.5, F. Stams 2.0, C. Banks 1.5, G. Dixon 1.0, B. Johnson 1.0, B. Thompson 1.0, E. Turner 1.0 Browns: 38.0, Opponents: 14.0

| RUSHING            | NO  | YDS   | AVG  | LG | TD |
|--------------------|-----|-------|------|----|----|
| Hoard, Leroy       | 209 | 890   | 4.3  | 39 | 5  |
| Metcalfe, Eric     | 93  | 329   | 3.5  | 37 | 2  |
| Byner, Earnest     | 75  | 219   | 2.9  | 15 | 2  |
| Baldwin, Randy     | 23  | 78    | 3.4  | 16 | 0  |
| Testaverde, Vinny  | 21  | 37    | 1.8  | 12 | 2  |
| Vardell, Tommy     | 15  | 48    | 3.2  | 9  | 0  |
| Rypien, Mark       | 7   | 4     | 0.6  | 2  | 0  |
| Alexander, Derrick | 4   | 38    | 9.5  | 25 | 0  |
| Carrier, Mark      | 1   | 14    | 14.0 | 14 | 1  |
| Jones, James       | 1   | 0     | 0.0  | 0  | 0  |
| Browns             | 449 | 1,657 | 3.7  | 39 | 12 |
| Opponents          | 465 | 1,669 | 3.6  | 41 | 9  |

| RECEIVING          | NO  | YDS   | AVG  | LG | TD |
|--------------------|-----|-------|------|----|----|
| Alexander, Derrick | 48  | 828   | 17.3 | 81 | 2  |
| Metcalfe, Eric     | 47  | 436   | 9.3  | 57 | 3  |
| Hoard, Leroy       | 45  | 445   | 9.9  | 65 | 4  |
| Carrier, Mark      | 29  | 452   | 15.6 | 43 | 5  |
| Kinchen, Brian     | 24  | 232   | 9.7  | 38 | 1  |
| Jackson, Michael   | 21  | 304   | 14.5 | 30 | 2  |
| Vardell, Tommy     | 16  | 102   | 6.4  | 19 | 1  |
| Byner, Earnest     | 11  | 102   | 9.3  | 30 | 0  |
| McCardell, Keenan  | 10  | 162   | 16.2 | 34 | 0  |
| Reeves, Walter     | 6   | 61    | 10.2 | 22 | 1  |
| Baldwin, Randy     | 3   | 15    | 5.0  | 15 | 0  |
| Hartley, Frank     | 3   | 13    | 4.3  | 8  | 1  |
| Smith, Rico        | 2   | 61    | 30.5 | 50 | 0  |
| Jones, James       | 1   | 1     | 1.0  | 1  | 0  |
| Browns             | 266 | 3,269 | 12.3 | 81 | 20 |
| Opponents          | 325 | 3,425 | 10.5 | 44 | 13 |

| INTERCEPTIONS    | NO | YDS | AVG  | LG | TD |
|------------------|----|-----|------|----|----|
| Turner, Eric     | 9* | 199 | 22.1 | 93 | 1  |
| Jacobs, Tim      | 2  | 9   | 4.5  | 8  | 0  |
| Langham, Antonio | 2  | 2   | 1.0  | 2  | 0  |
| Griffin, Don     | 2  | 2   | 1.0  | 2  | 0  |
| Stams, Frank     | 1  | 7   | 7.0  | 7  | 0  |
| Booth, Issac     | 1  | 4   | 4.0  | 4  | 0  |
| Caldwell, Mike   | 1  | 0   | 0.0  | 0  | 0  |
| Browns           | 18 | 223 | 12.4 | 93 | 1  |
| Opponents        | 21 | 225 | 10.7 | 49 | 0  |

| PUNTING   | NO | YDS   | AVG  | IN20 | TB | LG | BLK |
|-----------|----|-------|------|------|----|----|-----|
| Tupa, Tom | 80 | 3,211 | 40.1 | 27   | 8  | 65 | 0   |
| Browns    | 80 | 3,211 | 40.1 | 27   | 8  | 65 | 0   |
| Opponents | 97 | 3,880 | 40.0 | 24   | 11 | 59 | 1   |

| PUNT RETURNS   | NO | FC | YDS | AVG  | LG | TD |
|----------------|----|----|-----|------|----|----|
| Metcalfe, Eric | 35 | 6  | 348 | 9.9  | 92 | 2  |
| Carrier, Mark  | 9  | 1  | 112 | 12.4 | 60 | 0  |
| Caldwell, Mike | 1  | 0  | 2   | 2.0  | 2  | 0  |
| Turner, Eric   | 1  | 0  | 0   | 0.0  | 0  | 0  |
| Browns         | 46 | 7  | 462 | 10.0 | 92 | 2  |
| Opponents      | 38 | 15 | 220 | 5.8  | 31 | 0  |

| KICKOFF RETURNS | NO | YDS   | AVG  | LG | TD |
|-----------------|----|-------|------|----|----|
| Baldwin, Randy  | 28 | 753   | 26.9 | 85 | 1  |
| Metcalfe, Eric  | 9  | 210   | 23.3 | 32 | 0  |
| Kinchen, Brian  | 3  | 38    | 12.7 | 15 | 0  |
| Hoard, Leroy    | 2  | 30    | 15.0 | 20 | 0  |
| Browns          | 42 | 1,031 | 24.5 | 85 | 1  |
| Opponents       | 71 | 1,372 | 19.3 | 54 | 0  |

| FIELD GOALS  | 1-19 | 20-29 | 30-39 | 40-49 | 50+ | TOT   |
|--------------|------|-------|-------|-------|-----|-------|
| Stover, Matt | 1/1  | 7/7   | 10/11 | 8/8   | 0/1 | 26/28 |
| Browns       | 1/1  | 7/7   | 10/11 | 8/8   | 0/1 | 26/28 |
| Opponents    | 0/0  | 6/7   | 7/9   | 4/8   | 0/2 | 17/26 |

# 1995 (5-11)

**COACH:** Bill Belichick  
**DIVISION FINISH:** 4th AFC Central  
**1995 USUAL STARTING LINEUPS**

| OFFENSE |                  | DEFENSE |                        |
|---------|------------------|---------|------------------------|
| WR 81   | Michael Jackson  | LDE 90  | Rob Burnett            |
| LT 66   | Tony Jones       | LDT 73  | Tim Goad               |
| LG 63   | Wally Williams   | RDT 78  | Dan Footman            |
| C 61    | Steve Everitt    | RDE 98  | Anthony Pleasant       |
| RG 72   | Bob Dahl         | LOLB 58 | Carl Banks             |
| RT 77   | Orlando Brown    | MLB 52  | Pepper Johnson         |
| TE 88   | Brian Kinchen    | ROLB 51 | Gerald Dixon           |
| TE 48   | Frank Hartley    | LCB 38  | Antonio Langham        |
| WR 80   | Andre Rison      | RCB 28  | Don Griffin            |
| QB 12   | Vinny Testaverde | SS 27   | Stevon Moore           |
| RB 33   | Leroy Hoard      | FS 29   | E. Turner, 43 V. Adams |

**RADIO ANNOUNCERS:**  
Casey Coleman, Doug Dieken, Jim Mueller (WKNR 1220 AM, WDOI 102.1 FM)

| DATE  | RESULT        | OPPONENT                | ATT    |
|-------|---------------|-------------------------|--------|
| 9/3   | L, 14-17      | at New England Patriots | 60,126 |
| 9/10  | W, 22-6       | Tampa Bay Buccaneers    | 61,083 |
| 9/17  | W, 14-7       | at Houston Oilers       | 36,077 |
| 9/24  | W, 35-17      | Kansas City Chiefs      | 74,280 |
| 10/2  | L, 19-22      | Buffalo Bills           | 76,211 |
| 10/8  | L, 20-38      | at Detroit Lions        | 74,171 |
| 10/22 | L, 15-23      | Jacksonville Jaguars    | 64,405 |
| 10/29 | W, 29-26 (OT) | at Cincinnati Bengals   | 58,639 |
| 11/5  | L, 10-37      | Houston Oilers          | 57,881 |
| 11/13 | L, 3-20       | at Pittsburgh Steelers  | 58,675 |
| 11/19 | L, 20-31      | Green Bay Packers       | 55,388 |
| 11/26 | L, 17-20      | Pittsburgh Steelers     | 67,269 |
| 12/3  | L, 13-31      | at San Diego Chargers   | 56,358 |
| 12/9  | L, 11-27      | at Minnesota Vikings    | 47,984 |
| 12/17 | W, 26-10      | Cincinnati Bengals      | 55,875 |
| 12/24 | L, 21-24      | at Jacksonville Jaguars | 66,007 |

| TEAM STATISTICS         |  | BROWNS  | OPPONENT |
|-------------------------|--|---------|----------|
| Total First Downs       |  | 293     | 342      |
| Rushing                 |  | 83      | 112      |
| Passing                 |  | 189     | 200      |
| Penalty                 |  | 21      | 30       |
| 3rd Down: Made/Att      |  | 85/211  | 112/226  |
| 3rd Down Pct.           |  | 40.3%   | 49.6%    |
| 4th Down: Made/Att      |  | 10/21   | 7/14     |
| 4th Down Pct.           |  | 47.6%   | 50.0%    |
| Total Net Yards         |  | 5,076   | 5,648    |
| Avg. Per Game           |  | 317.3   | 353.0    |
| Total Plays             |  | 985     | 1,082    |
| Avg. Per Play           |  | 5.2     | 5.2      |
| Net Yards Rushing       |  | 1,482   | 1,826    |
| Avg. Per Game           |  | 92.6    | 114.1    |
| Total Rushes            |  | 398     | 480      |
| Net Yards Passing       |  | 3,594   | 3,822    |
| Avg. Per Game           |  | 224.6   | 238.9    |
| Sacked/Yards Lost       |  | 32/178  | 29/191   |
| Gross Yards             |  | 3,772   | 4,013    |
| Attempts/Completions    |  | 555/324 | 573/360  |
| Completion Pct.         |  | 58.4%   | 62.8%    |
| Had Intercepted         |  | 20      | 17       |
| Punts/Avg.              |  | 65/43.6 | 59/41.7  |
| Net Punting Avg.        |  | 65/39.0 | 59/37.4  |
| Penalties/Yards Lost    |  | 107/966 | 108/736  |
| Fumbles/Ball Lost       |  | 29/9    | 20/11    |
| Touchdowns              |  | 29      | 40       |
| Rushing                 |  | 5       | 15       |
| Passing                 |  | 21      | 23       |
| Returns                 |  | 3       | 2        |
| Avg. Time Of Possession |  | 28:24   | 31:36    |

| SCORE BY PERIODS |    | 1ST | 2ND | 3RD | 4TH | OT | TOT |
|------------------|----|-----|-----|-----|-----|----|-----|
| Browns           | 37 | 97  | 59  | 93  | 3   | —  | 289 |
| Opponents        | 89 | 91  | 43  | 133 | 0   | —  | 356 |

| SCORING        |   | RU | PA | ST | DF | PAT   | 2RU | 2PA | FG    | SF | TP  |
|----------------|---|----|----|----|----|-------|-----|-----|-------|----|-----|
| Stover, Matt   | 0 | 0  | 0  | 0  | 0  | 26/26 | 0   | 0   | 29/33 | 0  | 113 |
| Jackson, M.    | 0 | 9  | 0  | 0  | 0  | 0     | 0   | 0   | 0     | 0  | 54  |
| McCardell, K.  | 0 | 4  | 0  | 0  | 0  | 0     | 0   | 0   | 0     | 0  | 24  |
| Byner, Earnest | 2 | 2  | 0  | 0  | 0  | 0     | 0   | 0   | 0     | 0  | 24  |
| Rison, Andre   | 0 | 3  | 0  | 0  | 0  | 0     | 0   | 0   | 0     | 0  | 18  |
| Testaverde, V. | 2 | 0  | 0  | 0  | 0  | 0     | 0   | 0   | 0     | 0  | 12  |
| Reeves, Walter | 0 | 1  | 0  | 0  | 0  | 0     | 0   | 0   | 0     | 0  | 6   |
| Alexander, D.  | 0 | 0  | 1  | 0  | 0  | 0     | 0   | 0   | 0     | 0  | 6   |
| Smith, Rico    | 0 | 1  | 0  | 0  | 0  | 0     | 0   | 0   | 0     | 0  | 6   |

| PASSING           | ATT | CMP | YDS   | PCT   | AVI/AT | TD | TD% | INT | INT%  | LG  | TKLD   | RATING |
|-------------------|-----|-----|-------|-------|--------|----|-----|-----|-------|-----|--------|--------|
| Testaverde, Vinny | 392 | 241 | 2,883 | 61.5  | 7.35   | 17 | 4.3 | 10  | 2.6   | 70t | 17/87  | 87.8   |
| Zeiler, Eric      | 161 | 82  | 864   | 50.9  | 5.37   | 4  | 2.5 | 9   | 5.6   | 59  | 15/91  | 51.9   |
| Tupa, Tom         | 1   | 1   | 25    | 100.0 | 25.00  | 0  | 0.0 | 0   | 0.0   | 25  | 0/0    | 118.8  |
| Jackson, Michael  | 1   | 0   | 0     | 0.0   | 0.00   | 0  | 0.0 | 1   | 100.0 | 0   | 0/0    | 0.0    |
| Browns            | 555 | 324 | 3,772 | 58.4  | 6.80   | 21 | 3.8 | 20  | 3.6   | 70t | 32/178 | 76.6   |
| Opponents         | 573 | 360 | 4,013 | 62.8  | 7.00   | 23 | 4.0 | 17  | 3.0   | 52  | 29/191 | 84.6   |

Caldwell, Mike 0 0 0 1 0/0 0 0 0/0 0 6  
 Dixon, Gerald 0 0 0 1 0/0 0 0 0/0 0 6  
 Hartley, Frank 0 1 0 0 0/0 0 0 0/0 0 6  
 White, Lorenzo 1 0 0 0 0/0 1 0 0/0 0 6  
 Zeiler, Eric 0 0 0 0 0/0 1 0 0/0 0 2  
 Browns 5 21 1 2 26/26 1 0 29/33 0 389  
 Opponents 15 23 0 2 34/36 1 1 26/34 0 256  
**SACKS:** A. Pleasant 8.0, R. Burnett 7.5, D. Foolman 5.0, P. Johnson 2.0, M. Frederick 1.5, R. McKenzie 1.5, C. Banks 1.0, D. Hall 1.0, S. Moore 1.0, P. Sagapolutele 0.5  
**Browns: 29.0 Opponents: 32.0**

| RUSHING            | NO  | YDS   | AVG  | LG  | TD |
|--------------------|-----|-------|------|-----|----|
| Hoard, Leroy       | 136 | 547   | 4.0  | 25  | 0  |
| Byner, Earnest     | 115 | 432   | 3.8  | 23  | 2  |
| White, Lorenzo     | 62  | 163   | 2.6  | 11  | 1  |
| Hunter, Earnest    | 30  | 100   | 3.3  | 15  | 0  |
| Testaverde, Vinny  | 18  | 62    | 3.4  | 14  | 2  |
| Zeiler, Eric       | 15  | 80    | 5.3  | 17  | 0  |
| Powers, Ricky      | 14  | 51    | 3.6  | 15  | 0  |
| Vardell, Tommy     | 4   | 9     | 2.3  | 6   | 0  |
| Rison, Andre       | 2   | 0     | 0.0  | 5   | 0  |
| Alexander, Derrick | 1   | 29    | 29.0 | 29  | 0  |
| Tupa, Tom          | 1   | 9     | 9.0  | 9   | 0  |
| Browns             | 398 | 1,482 | 3.7  | 29  | 5  |
| Opponents          | 480 | 1,826 | 3.8  | 75t | 15 |

| RECEIVING          | NO  | YDS   | AVG  | LG  | TD |
|--------------------|-----|-------|------|-----|----|
| Byner, Earnest     | 61  | 494   | 8.1  | 29t | 2  |
| McCardell, Keenan  | 56  | 709   | 12.7 | 36  | 4  |
| Rison, Andre       | 47  | 701   | 14.9 | 59  | 3  |
| Jackson, Michael   | 44  | 714   | 16.2 | 70t | 9  |
| Kinchen, Brian     | 20  | 216   | 10.8 | 41  | 0  |
| Bishop, Harold     | 16  | 135   | 8.4  | 21  | 0  |
| Alexander, Derrick | 15  | 216   | 14.4 | 40  | 0  |
| Smith, Rico        | 13  | 173   | 13.3 | 29t | 1  |
| Hoard, Leroy       | 13  | 103   | 7.9  | 24  | 0  |
| Hartley, Frank     | 11  | 137   | 12.5 | 23  | 1  |
| White, Lorenzo     | 8   | 64    | 8.0  | 28  | 0  |
| Vardell, Tommy     | 6   | 18    | 3.0  | 7   | 0  |
| Reeves, Walter     | 6   | 12    | 2.0  | 3   | 1  |
| Hunter, Earnest    | 5   | 42    | 8.4  | 17  | 0  |
| Riddick, Louis     | 1   | 25    | 25.0 | 25  | 0  |
| Testaverde, Vinny  | 1   | 7     | 7.0  | 7   | 0  |
| Powers, Ricky      | 1   | 6     | 6.0  | 6   | 0  |
| Browns             | 324 | 3,772 | 11.6 | 70t | 21 |
| Opponents          | 360 | 4,013 | 11.1 | 52  | 23 |

| INTERCEPTIONS    | NO | YDS | AVG  | LG  | TD |
|------------------|----|-----|------|-----|----|
| Moore, Stevon    | 5  | 55  | 11.0 | 28  | 0  |
| Dixon, Gerald    | 2  | 48  | 24.0 | 30  | 1  |
| Hall, Dana       | 2  | 41  | 20.5 | 36  | 0  |
| Langham, Antonio | 2  | 29  | 14.5 | 29  | 0  |
| Caldwell, Mike   | 2  | 24  | 12.0 | 24t | 1  |
| Johnson, Pepper  | 2  | 22  | 11.0 | 22  | 0  |
| Booth, Issac     | 1  | 11  | 11.0 | 11  | 0  |
| Griffin, Don     | 1  | 0   | 0.0  | 0   | 0  |
| Browns           | 17 | 230 | 13.5 | 36  | 2  |
| Opponents        | 20 | 276 | 13.8 | 76  | 2  |

| PUNTING   | NO | YDS   | AVG  | IN20 | TB | LG | BLK |
|-----------|----|-------|------|------|----|----|-----|
| Tupa, Tom | 65 | 2,831 | 43.6 | 18   | 9  | 64 | 0   |
| Browns    | 65 | 2,831 | 43.6 | 18   | 9  | 64 | 0   |
| Opponents | 59 | 2,462 | 41.7 | 18   | 9  | 61 | 0   |

| PUNT RETURNS       | NO | FC | YDS | AVG  | LG  | TD |
|--------------------|----|----|-----|------|-----|----|
| Alexander, Derrick | 9  | 0  | 122 | 13.6 | 69t | 1  |
| McCardell, Keenan  | 13 | 14 | 93  | 7.2  | 17  | 0  |
| Hunter, Earnest    | 3  | 0  | 40  | 13.3 | 17  | 0  |
| Griffin, Don       | 0  | 2  | 0   | 0.0  | 11  | 0  |
| Browns             | 25 | 16 | 255 | 10.2 | 69t | 1  |
| Opponents          | 34 | 9  | 296 | 8.7  | 56  | 0  |

| KICKOFF RETURNS    | NO | YDS   | AVG  | LG | TD |
|--------------------|----|-------|------|----|----|
| Hunter, Earnest    | 23 | 508   | 22.1 | 37 | 0  |
| Alexander, Derrick | 21 | 419   | 20.0 | 42 | 0  |
| Bates, Michael     | 9  | 176   | 19.6 | 38 | 0  |
| McCardell, Keenan  | 9  | 161   | 17.9 | 28 | 0  |
| Byner, Earnest     | 5  | 98    | 19.6 | 27 | 0  |
| Powers, Ricky      | 3  | 54    | 18.0 | 20 | 0  |
| Frederick, Mike    | 2  | 16    | 8.0  | 11 | 0  |
| Hoard, Leroy       | 1  | 13    | 13.0 | 13 | 0  |
| Dixon, Gerald      | 1  | 10    | 10.0 | 10 | 0  |
| Browns             | 74 | 1,455 | 19.7 | 42 | 0  |
| Opponents          | 63 | 1,172 | 18.6 | 45 | 0  |

| FIELD GOALS  | 1-19 | 20-29 | 30-39 | 40-49 | 50+ | TOT   |
|--------------|------|-------|-------|-------|-----|-------|
| Stover, Matt | 1/1  | 12/12 | 9/10  | 7/9   | 0/1 | 29/33 |
| Browns       | 1/1  | 12/12 | 9/10  | 7/9   | 0/1 | 29/33 |
| Opponents    | 0/0  | 9/12  | 12/12 | 4/7   | 1/3 | 26/34 |

STAFF

PLAYERS

2015 SEASON

HISTORY

RECORDS

GAME DAY



## 1999 (2-14)

| <b>COACH:</b> Chris Palmer   |                          |                          |  |
|--|--------------------------|--------------------------|--|
| <b>DIVISION FINISH:</b> 6th AFC Central  |                          |                          |  |
| <b>1999 USUAL STARTING LINEUPS</b>   |                          |                          |  |
| OFFENSE  |                          | DEFENSE                  |  |
| WR 85 Kevin Johnson  | LE 53 John Thierry       | LT 73 Darius Holland     |  |
| LT 75 Lomas Brown  | RT 67 John Jurkovic      | RE 94 Derrick Alexander  |  |
| LG 71 Jim Payne  | RB 95 Rahim Abdullah     | MLB 58 Wali Rainer       |  |
| C 64 Dave Wohlbaugh  | MLB 58 Wali Rainer       | RLB 95 Jamir Miller      |  |
| RG 79 Scott Rehberg  | RCB 47 Ryan McNeil       | LCB 33 Daylon McCutcheon |  |
| RT 77 Orlando Brown  | RCB 47 Ryan McNeil       | SS 23 Marquez Pope       |  |
| TE 82 Irv Smith  | RCB 33 Daylon McCutcheon | FS 24 Corey Fuller       |  |
| WR 86 Leslie Shepherd  |                          |                          |  |
| 84 Darrin Chiaverini   |                          |                          |  |
| OB 2 Tim Couch   |                          |                          |  |
| RB 42 Terry Kirby  |                          |                          |  |
| FB 44 Marc Edwards   |                          |                          |  |
| <b>RADIO ANNOUNCERS:</b><br>Jim Donovan, Doug Dieken (WMMJ 105.7 FM, WTAM 1100 AM) |                          |                          |  |

| DATE  | RESULT   | OPPONENT                | ATT     |
|-------|----------|-------------------------|---------|
| 9/12  | L, 0-43  | Pittsburgh Steelers     | 73, 138 |
| 9/19  | L, 9-26  | at Tennessee Titans     | 65, 904 |
| 9/26  | L, 10-17 | at Baltimore Ravens     | 68, 803 |
| 10/3  | L, 7-19  | New England Patriots    | 72, 368 |
| 10/10 | L, 17-18 | Cincinnati Bengals      | 73, 048 |
| 10/17 | L, 7-24  | at Jacksonville Jaguars | 62, 047 |
| 10/24 | L, 3-34  | at St. Louis Rams       | 65, 866 |
| 10/31 | W, 21-16 | at New Orleans Saints   | 48, 817 |
| 11/7  | L, 9-41  | Baltimore Ravens        | 72, 898 |
| 11/14 | W, 16-15 | at Pittsburgh Steelers  | 58, 213 |
| 11/21 | L, 17-31 | Carolina Panthers       | 72, 818 |
| 11/28 | L, 21-33 | Tennessee Titans        | 72, 008 |
| 12/5  | L, 10-23 | at San Diego Chargers   | 53, 147 |
| 12/12 | L, 28-44 | at Cincinnati Bengals   | 59, 972 |
| 12/19 | L, 14-24 | Jacksonville Jaguars    | 72, 038 |
| 12/26 | L, 28-29 | Indianapolis Colts      | 72, 618 |

| TEAM STATISTICS      | BROWNS   | OPPONENT |
|----------------------|----------|----------|
| Total First Downs    | 220      | 368      |
| Rushing              | 64       | 161      |
| Passing              | 134      | 187      |
| Penalty              | 22       | 20       |
| 3rd Down: Made/Att   | 59/203   | 110/235  |
| 3rd Down Pct.        | 29.1%    | 46.8%    |
| 4th Down: Made/Att   | 9/13     | 8/13     |
| 4th Down Pct.        | 69.2%    | 61.5%    |
| Possession Avg.      | 23:38    | 36:22    |
| Total Net Yards      | 3,762    | 6,046    |
| Avg. Per Game        | 235.1    | 377.9    |
| Total Plays          | 865      | 1,158    |
| Avg. Per Play        | 4.3      | 5.2      |
| Net Yards Rusing     | 1,150    | 2,736    |
| Avg. Per Game        | 71.9     | 171.0    |
| Total Rushes         | 313      | 610      |
| Net Yards Passing    | 2,612    | 3,310    |
| Avg. Per Game        | 163.3    | 206.9    |
| Sacked/Yards Lost    | 60/385   | 25/147   |
| Gross Yards          | 2,997    | 3,457    |
| Att./Completions     | 492/271  | 523/331  |
| Completion Pct.      | 55.1%    | 63.3%    |
| Had Intercepted      | 15       | 8        |
| Punts/Av.            | 106/43.8 | 66/40.9  |
| Net Punting Avg.     | 106/34.6 | 66/37.3  |
| Penalties/Yards Lost | 92/714   | 89/776   |
| Fumbles/Ball Lost    | 29/16    | 25/12    |
| Touchdowns           | 28       | 49       |
| Rushing              | 9        | 29       |
| Passing              | 19       | 17       |
| Returns              | 0        | 3        |

| SCORE BY PERIODS | 1ST | 2ND | 3RD | 4TH | OT | TOT |
|------------------|-----|-----|-----|-----|----|-----|
| Browns           | 37  | 77  | 43  | 60  | 0  | 217 |
| Opponents        | 75  | 146 | 99  | 117 | 0  | 437 |

| SCORING           | RU | PA | ST | DF | PAT   | 2RU | 2PA | FG   | SAF | TP |
|-------------------|----|----|----|----|-------|-----|-----|------|-----|----|
| Kirby, Terry      | 6  | 3  | 0  | 0  | 0     | 0   | 0   | 0    | 0   | 54 |
| Dawson, Phil      | 1  | 0  | 0  | 0  | 23/24 | 0   | 0   | 8/12 | 0   | 53 |
| Johnson, Kevin    | 0  | 8  | 0  | 0  | 0     | 0   | 0   | 0    | 0   | 48 |
| Chiaverini Darrin | 0  | 4  | 0  | 0  | 0     | 0   | 0   | 0    | 0   | 24 |
| Edwards, Marc     | 2  | 0  | 0  | 0  | 0     | 0   | 0   | 0    | 0   | 12 |
| Couch, Tim        | 1  | 0  | 0  | 0  | 0     | 1   | 0   | 0    | 0   | 8  |

| PASSING        | ATT | CMP | YDS   | PCT   | AV/AT | TD | TD% | INT | INT% | LG  | TKLD   | RATNG |
|----------------|-----|-----|-------|-------|-------|----|-----|-----|------|-----|--------|-------|
| Couch, Tim     | 399 | 223 | 2,447 | 55.9  | 6.13  | 15 | 3.8 | 13  | 3.3  | 781 | 56/359 | 73.2  |
| Delmer, Ty     | 91  | 47  | 548   | 51.6  | 6.02  | 4  | 4.4 | 2   | 2.2  | 35  | 4/26   | 75.7  |
| Johnson, Kevin | 1   | 0   | 0     | 0.0   | 0.00  | 0  | 0.0 | 0   | 0.0  | 0   | 0/0    | 39.6  |
| Kirby, Terry   | 1   | 1   | 2     | 100.0 | 2.00  | 0  | 0.0 | 0   | 0.0  | 2   | 0/0    | 79.2  |
| Browns         | 492 | 271 | 2,997 | 55.1  | 6.09  | 19 | 3.9 | 15  | 3.0  | 781 | 60/385 | 73.5  |
| Opponents      | 523 | 331 | 3,457 | 63.3  | 6.61  | 17 | 3.3 | 8   | 1.5  | 541 | 25/147 | 86.8  |

|                  |    |    |   |   |       |   |   |   |       |   |     |
|------------------|----|----|---|---|-------|---|---|---|-------|---|-----|
| Abdul-Jabbar, K. | 0  | 1  | 0 | 0 | 0     | 0 | 0 | 0 | 0     | 0 | 6   |
| Delmer, Ty       | 1  | 0  | 0 | 0 | 0     | 0 | 0 | 0 | 0     | 0 | 6   |
| Smith, Irv       | 0  | 1  | 0 | 0 | 0     | 0 | 0 | 0 | 0     | 0 | 6   |
| Browns           | 9  | 19 | 0 | 0 | 23/24 | 1 | 0 | 0 | 8/12  | 0 | 217 |
| Opponents        | 29 | 17 | 2 | 1 | 40/41 | 0 | 1 | 0 | 33/39 | 1 | 437 |

**SACKS:** J.Thierry 7.0, J.Miller 4.5, D.Alexander 2.5, R.Barker 2.0, D.Holland 2.0, H.McCormack 2.0, D.McCutcheon 1.0, R.McNeil 1.0, A.Miller 1.0, J.Ball 1.0, W.Rainer 1.0  
**Browns: 25.0, Opponents: 60.0**

| RUSHING          | NO  | YDS   | AVG   | LG  | TD |
|------------------|-----|-------|-------|-----|----|
| Kirby, Terry     | 130 | 452   | 3.5   | 28  | 6  |
| Abdul-Jabbar, K. | 115 | 350   | 3.0   | 21  | 0  |
| Couch, Tim       | 40  | 267   | 6.7   | 40  | 1  |
| Delmer, Ty       | 6   | 38    | 6.3   | 11  | 1  |
| Edwards, Marc    | 6   | 35    | 5.8   | 28  | 0  |
| Jones, George    | 8   | 15    | 1.9   | 9   | 0  |
| Shepherd, Leslie | 1   | 5     | 5.0   | 5   | 0  |
| Dawson, Phil     | 1   | 4     | 4.0   | 41  | 1  |
| Salaam, Rashaan  | 1   | 2     | 2.0   | 2   | 0  |
| Shaw, Sedrick    | 3   | 2     | 0.7   | 3   | 0  |
| Johnson, Kevin   | 1   | -6    | -6.0  | -6  | 0  |
| Powell, Ronnie   | 1   | -14   | -14.0 | -14 | 0  |
| Browns           | 313 | 1,150 | 3.7   | 40  | 9  |
| Opponents        | 610 | 2,736 | 4.5   | 521 | 29 |

| RECEIVING          | NO  | YDS   | AVG  | LG  | TD |
|--------------------|-----|-------|------|-----|----|
| Johnson, Kevin     | 66  | 986   | 14.9 | 64t | 8  |
| Kirby, Terry       | 58  | 528   | 9.1  | 78t | 3  |
| Chiaverini, Darrin | 44  | 487   | 11.1 | 28t | 4  |
| Edwards, Marc      | 27  | 212   | 7.9  | 27t | 2  |
| Smith, Irv         | 24  | 222   | 9.3  | 22  | 1  |
| Shepherd, Leslie   | 23  | 274   | 11.9 | 36  | 0  |
| Abdul-Jabbar, K.   | 13  | 59    | 4.5  | 21  | 1  |
| Campbell, Marc     | 9   | 131   | 14.6 | 21  | 0  |
| Davis, Zola        | 2   | 38    | 19.0 | 25  | 0  |
| Shaw, Sedrick      | 2   | 8     | 4.0  | 7   | 0  |
| Powell, Ronnie     | 1   | 45    | 45.0 | 45  | 0  |
| Dunn, David        | 1   | 4     | 4.0  | 4   | 0  |
| Bobo, Orlando      | 1   | 3     | 3.0  | 3   | 0  |
| Browns             | 271 | 2,997 | 11.1 | 78t | 19 |
| Opponents          | 331 | 3,457 | 10.4 | 54t | 17 |

| INTERCEPTIONS      | NO | YDS | AVG  | LG  | TD |
|--------------------|----|-----|------|-----|----|
| Pope, Marquez      | 2  | 15  | 7.5  | 13  | 0  |
| Barker, Roy        | 1  | 14  | 14.0 | 14  | 0  |
| McCutcheon, Daylon | 1  | 12  | 12.0 | 12  | 0  |
| Thierry, John      | 1  | 8   | 8.0  | 8   | 0  |
| Jones, Lenoy       | 1  | 3   | 3.0  | 3   | 0  |
| Abdullah, Rahim    | 1  | 0   | 0.0  | 0   | 0  |
| Little, Earl       | 1  | 0   | 0.0  | 0   | 0  |
| Browns             | 8  | 52  | 6.5  | 14  | 0  |
| Opponents          | 15 | 153 | 10.2 | 66t | 1  |

| PUNTING         | NO  | YDS   | AVG  | IN20 | B6 | LG | BLK |
|-----------------|-----|-------|------|------|----|----|-----|
| Gardocki, Chris | 106 | 4,645 | 43.8 | 20   | 11 | 61 | 0   |
| Browns          | 106 | 4,645 | 43.8 | 20   | 11 | 61 | 0   |
| Opponents       | 66  | 2,702 | 40.9 | 24   | 4  | 59 | 1   |

| PUNT RETURNS   | NO | FC | YDS | AVG  | LG  | TD |
|----------------|----|----|-----|------|-----|----|
| Johnson, Kevin | 19 | 10 | 128 | 6.7  | 15  | 0  |
| Dunn, David    | 4  | 1  | 25  | 6.3  | 13  | 0  |
| Gibson, Damon  | 2  | 2  | 9   | 4.5  | 8   | 0  |
| Browns         | 25 | 13 | 162 | 6.5  | 15  | 0  |
| Opponents      | 68 | 15 | 762 | 11.2 | 81t | 2  |

| KICKOFF RETURNS    | NO | YDS   | AVG  | LG | TD |
|--------------------|----|-------|------|----|----|
| Powell, Ronnie     | 44 | 986   | 22.4 | 43 | 0  |
| Kirby, Terry       | 11 | 230   | 20.9 | 28 | 0  |
| Dunn, David        | 9  | 180   | 20.0 | 27 | 0  |
| Hill, Madre        | 8  | 137   | 17.1 | 27 | 0  |
| Saleh, Tarek       | 5  | 43    | 8.6  | 14 | 0  |
| Campbell, Marc     | 3  | 28    | 9.3  | 10 | 0  |
| Smith, Irv         | 3  | 15    | 5.0  | 10 | 0  |
| Chiaverini, Darrin | 2  | 35    | 17.5 | 22 | 0  |
| Little, Earl       | 2  | 34    | 17.0 | 20 | 0  |
| Johnson, Kevin     | 1  | 25    | 25.0 | 25 | 0  |
| Jones, George      | 1  | 12    | 12.0 | 12 | 0  |
| Browns             | 89 | 1,725 | 19.4 | 43 | 0  |
| Opponents          | 42 | 764   | 18.2 | 55 | 0  |

| FIELD GOALS  | 1-19 | 20-29 | 30-39 | 40-49 | 50+ | TOT   |
|--------------|------|-------|-------|-------|-----|-------|
| Dawson, Phil | 0/0  | 2/2   | 3/5   | 3/5   | 0/0 | 8/12  |
| Browns       | 0/0  | 2/2   | 3/5   | 3/5   | 0/0 | 8/12  |
| Opponents    | 4/4  | 13/13 | 6/7   | 10/15 | 0/0 | 33/39 |

STAFF  
PLAYERS  
2015 SEASON  
HISTORY  
RECORDS  
GAME DAY

# 2000 (3-13)

COACH: Chris Palmer  
 DIVISION FINISH: 6th AFC Central

### 2000 USUAL STARTING LINEUPS

| OFFENSE                        |                                  | DEFENSE              |                          |
|--------------------------------|----------------------------------|----------------------|--------------------------|
| WR 85 Kevin Johnson            | LE 92 Courtney Brown             | LT 72 Roman Oben     | LT 99 Orpheus Roye       |
| LG 65 Jim Bundren              | RT 93 Stalin Colinet             | 75 Steve Zahursky    | RE 95 Keith McKenzie     |
| C 64 Dave Wohlabaugh           | LLB 95 J. Miller, 53 R. Abdullah | 60 Shaun O'Hara      | MLB 58 Wall Rainer       |
| RG 61 Everett Lindsay          | RLB 55 M. Moore, 95 J. Miller    | RT 75 Steve Zahursky | LCB 24 Corey Fuller      |
| RT 75 Steve Zahursky           | RCB 33 Daylon McCutcheon         | 74 James Brown       | RCB 33 Daylon McCutcheon |
| TE 80 Aaron Shea               | SS 21 Marquis Smith              | 83 Mark Campbell     | FS 43 Percy Ellsworth    |
| WR 82 David Patten             |                                  | 86 Dennis Northcutt  |                          |
| QB 2 T. Couch, 18 D. Pederson  |                                  |                      |                          |
| RB 23 E. Rhett, 41 T. Prentice |                                  |                      |                          |
| FB 44 Marc Edwards             |                                  |                      |                          |

### RADIO ANNOUNCERS:

Jim Donovan, Doug Dieken (WMJI 105.7 FM, WTAM 1100 AM)

| DATE  | RESULT   | OPPONENT                | ATT    |
|-------|----------|-------------------------|--------|
| 9/3   | L, 7-27  | Jacksonville Jaguars    | 72,418 |
| 9/10  | W, 24-7  | at Cincinnati Bengals   | 64,006 |
| 9/17  | W, 23-20 | Pittsburgh Steelers     | 73,018 |
| 9/24  | L, 10-36 | at Oakland Raiders      | 45,702 |
| 10/1  | L, 0-12  | Baltimore Ravens        | 73,018 |
| 10/8  | L, 21-29 | at Arizona Cardinals    | 39,148 |
| 10/15 | L, 10-44 | at Denver Broncos       | 75,811 |
| 10/22 | L, 0-22  | at Pittsburgh Steelers  | 57,659 |
| 10/29 | L, 3-12  | Cincinnati Bengals      | 73,118 |
| 11/5  | L, 3-24  | New York Giants         | 72,718 |
| 11/12 | W, 19-11 | New England Patriots    | 72,618 |
| 11/19 | L, 10-24 | at Tennessee Titans     | 68,498 |
| 11/26 | L, 7-44  | at Baltimore Ravens     | 68,361 |
| 12/3  | L, 0-48  | at Jacksonville Jaguars | 51,262 |
| 12/10 | L, 24-35 | Philadelphia Eagles     | 72,318 |
| 12/17 | L, 0-24  | Tennessee Titans        | 72,318 |

| TEAM STATISTICS      | BROWNS   | OPPONENT |
|----------------------|----------|----------|
| Total First Downs    | 176      | 343      |
| Rushing              | 53       | 147      |
| Passing              | 110      | 169      |
| Penalty              | 13       | 27       |
| 3rd Down: Made/Att   | 58/210   | 98/227   |
| 3rd Down Pct.        | 27.6%    | 43.2%    |
| 4th Down: Made/Att   | 6/19     | 11/17    |
| 4th Down Pct.        | 31.6%    | 64.7%    |
| Possession Avg.      | 23.38    | 36.22    |
| Total Net Yards      | 3,530    | 5,643    |
| Avg. Per Game        | 220.6    | 352.7    |
| Total Plays          | 859      | 1,122    |
| Avg. Per Play        | 4.1      | 5.0      |
| Net Yards Rushing    | 1,085    | 2,505    |
| Avg. Per Game        | 67.8     | 156.6    |
| Total Rushes         | 336      | 594      |
| Net Yards Passing    | 2,445    | 3,138    |
| Avg. Per Game        | 152.8    | 196.1    |
| Sacked/Yards Lost    | 40/283   | 42/270   |
| Gross Yards          | 2,728    | 3,408    |
| Att./Completions     | 483/278  | 486/262  |
| Completion Pct.      | 57.6%    | 53.9%    |
| Had Intercepted      | 19       | 12       |
| Punts/Avg.           | 108/45.5 | 68/42.2  |
| Net Punting Avg.     | 108/37.3 | 68/35.8  |
| Penalties/Yards Lost | 103/925  | 71/626   |
| Fumbles/Ball Lost    | 21/9     | 27/13    |
| Touchdowns           | 17       | 46       |
| Rushing              | 7        | 26       |
| Passing              | 9        | 18       |
| Returns              | 1        | 2        |

| SCORE BY PERIODS | 1ST | 2ND | 3RD | 4TH | OT    | TOT |     |    |       |    |    |
|------------------|-----|-----|-----|-----|-------|-----|-----|----|-------|----|----|
| Browns           | 51  | 45  | 32  | 33  | 0     | 161 |     |    |       |    |    |
| Opponents        | 46  | 176 | 115 | 82  | 0     | 419 |     |    |       |    |    |
| SCORING          | RU  | PA  | ST  | DF  | PAT   | ZRU | ZPA | FG | SAF   | TP |    |
| Dawson, Phil     | 0   | 0   | 0   | 0   | 17/17 | 0   | 0   | 0  | 14/17 | 0  | 59 |
| Prentice, Travis | 7   | 1   | 0   | 0   | 0     | 0   | 0   | 0  | 0     | 0  | 48 |
| Edwards, Marc    | 0   | 2   | 0   | 0   | 0     | 0   | 0   | 0  | 0     | 0  | 12 |
| Shea, Aaron      | 0   | 2   | 0   | 0   | 0     | 0   | 0   | 0  | 0     | 0  | 12 |
| Campbell, Mark   | 0   | 1   | 0   | 0   | 0     | 0   | 0   | 0  | 0     | 0  | 6  |

| PASSING         | ATT | CMP | YDS   | PCT   | AV/AT | TD | TD% | INT | INT% | LG | TKLD   | RATING |
|-----------------|-----|-----|-------|-------|-------|----|-----|-----|------|----|--------|--------|
| Couch, Tim      | 215 | 137 | 1,483 | 63.7  | 6.90  | 7  | 3.3 | 9   | 4.2  | 79 | 10/78  | 77.3   |
| Pederson, Doug  | 210 | 117 | 1,047 | 55.7  | 4.99  | 2  | 1.0 | 8   | 3.8  | 67 | 17/116 | 56.6   |
| Wynn, Spergo    | 54  | 22  | 167   | 40.7  | 3.09  | 0  | 0.0 | 1   | 1.9  | 32 | 13/89  | 41.2   |
| Johnson, Kevin  | 3   | 1   | 23    | 33.3  | 7.67  | 0  | 0.0 | 1   | 33.3 | 23 | 0/0    | 22.2   |
| Thompson, Kevin | 1   | 1   | 8     | 100.0 | 8.00  | 0  | 0.0 | 0   | 0.0  | 8  | 0/0    | 100.0  |
| Browns          | 483 | 278 | 2,728 | 57.6  | 5.65  | 9  | 1.9 | 19  | 3.9  | 79 | 40/283 | 63.4   |
| Opponents       | 486 | 262 | 3,408 | 53.9  | 7.01  | 18 | 3.7 | 12  | 2.5  | 61 | 43/276 | 78.3   |

|                    |    |    |   |   |       |   |   |   |       |   |     |
|--------------------|----|----|---|---|-------|---|---|---|-------|---|-----|
| Chlaverini, Darrin | 0  | 1  | 0 | 0 | 0     | 0 | 0 | 0 | 0     | 0 | 6   |
| Dawson, JaJuan     | 0  | 1  | 0 | 0 | 0     | 0 | 0 | 0 | 0     | 0 | 6   |
| Ellsworth, Percy   | 0  | 0  | 0 | 1 | 0     | 0 | 0 | 0 | 0     | 0 | 6   |
| Patten, David      | 0  | 1  | 0 | 1 | 0     | 0 | 0 | 0 | 0     | 0 | 6   |
| Browns             | 7  | 9  | 0 | 1 | 17/17 | 1 | 0 | 0 | 14/17 | 0 | 161 |
| Opponents          | 26 | 18 | 0 | 2 | 44/44 | 1 | 0 | 0 | 31/34 | 2 | 419 |

SACKS: K. McKenzie 8.5, J. Miller 5.5, C. Brown 5.0, Colinet 3.5, D. McCutcheon 3.0, L. Jones 2.5, M. Spriggs 2.0, W. Rainer 2.0, R. Abdullah 2.0, T. Rogers 2.0, A. Miller 1.0, O. Roye 1.0, M. Thompson 1.0, M. Smith 1.0, M. Moore 1.0, D. Holland 1.0  
**Browns: 40.0, Opponents: 42.0**

| RUSHING           | NO  | YDS   | AVG  | LG | TD |
|-------------------|-----|-------|------|----|----|
| Prentice, Travis  | 173 | 512   | 3.0  | 17 | 7  |
| Rhett, Erric      | 71  | 258   | 3.6  | 42 | 0  |
| White, Jamal      | 47  | 145   | 3.1  | 14 | 0  |
| Pederson, Doug    | 18  | 68    | 3.8  | 15 | 0  |
| Couch, Tim        | 12  | 45    | 3.8  | 31 | 0  |
| Northcutt, Dennis | 9   | 33    | 3.7  | 13 | 0  |
| Wynn, Spergo      | 3   | 15    | 5.0  | 11 | 0  |
| Edwards, Marc     | 2   | 9     | 4.5  | 6  | 0  |
| Thompson, Kevin   | 1   | 0     | 0.0  | 0  | 0  |
| Floyd, Chris      | 2   | -1    | -5.0 | 0  | 0  |
| Browns            | 336 | 1,085 | 3.2  | 42 | 7  |
| Opponents         | 594 | 2,505 | 4.2  | 36 | 26 |

| RECEIVING          | NO  | YDS   | AVG  | LG | TD |
|--------------------|-----|-------|------|----|----|
| Johnson, Kevin     | 57  | 669   | 11.7 | 79 | 0  |
| Northcutt, Dennis  | 39  | 422   | 10.8 | 37 | 0  |
| Patten, David      | 38  | 546   | 14.4 | 65 | 1  |
| Prentice, Travis   | 37  | 191   | 5.2  | 13 | 1  |
| Shea, Aaron        | 30  | 302   | 10.1 | 37 | 2  |
| Edwards, Marc      | 16  | 128   | 8.0  | 21 | 2  |
| Rhett, Erric       | 14  | 78    | 5.6  | 16 | 0  |
| White, Jamal       | 13  | 100   | 7.7  | 25 | 0  |
| Campbell, Mark     | 12  | 80    | 6.7  | 17 | 1  |
| Dawson, JaJuan     | 9   | 97    | 10.8 | 26 | 1  |
| Chlaverini, Darrin | 8   | 68    | 8.5  | 18 | 1  |
| Brown, Bobby       | 2   | 14    | 7.0  | 8  | 0  |
| Saleh, Tarek       | 1   | 22    | 22.0 | 22 | 0  |
| Floyd, Chris       | 1   | 21    | 21.0 | 21 | 0  |
| Dunn, Damon        | 1   | 6     | 6.0  | 6  | 0  |
| Jackson, Lenzie    | 1   | 5     | 5.0  | 5  | 0  |
| Browns             | 278 | 2,728 | 9.8  | 79 | 9  |
| Opponents          | 262 | 3,408 | 13.0 | 61 | 18 |

| INTERCEPTIONS      | NO | YDS | AVG  | LG | TD |
|--------------------|----|-----|------|----|----|
| Fuller, Corey      | 3  | 0   | 0.0  | 0  | 0  |
| Ellsworth, Percy   | 1  | 33  | 33.0 | 33 | 1  |
| McCutcheon, Daylon | 1  | 20  | 20.0 | 20 | 0  |
| Little, Earl       | 1  | 7   | 7.0  | 7  | 0  |
| Rainer, Wali       | 1  | 5   | 5.0  | 5  | 0  |
| Moore, Marty       | 1  | 3   | 3.0  | 3  | 0  |
| Chapman, Lamar     | 1  | 0   | 0.0  | 0  | 0  |
| Holland, Darius    | 1  | 0   | 0.0  | 0  | 0  |
| Miller, Jamir      | 1  | 0   | 0.0  | 0  | 0  |
| Sanders, Lewis     | 1  | 0   | 0.0  | 0  | 0  |
| Browns             | 12 | 68  | 5.7  | 33 | 1  |
| Opponents          | 19 | 228 | 12.0 | 46 | 2  |

| PUNTING         | NO  | YDS   | AVG  | IN20 | TB | LG | BLK |
|-----------------|-----|-------|------|------|----|----|-----|
| Gardocki, Chris | 108 | 4,919 | 45.5 | 25   | 5  | 67 | 0   |
| Browns          | 108 | 4,919 | 45.5 | 25   | 5  | 67 | 0   |
| Opponents       | 68  | 2,868 | 42.2 | 18   | 7  | 69 | 0   |

| PUNT RETURNS      | NO | FC | YDS | AVG  | LG | TD |
|-------------------|----|----|-----|------|----|----|
| Northcutt, Dennis | 27 | 12 | 289 | 10.7 | 30 | 0  |
| Barnes, Rashidi   | 1  | 0  | 0   | 0.0  | 0  | 0  |
| Chapman, Lamar    | 1  | 2  | 5   | 5.0  | 5  | 0  |
| Dunn, Damon       | 1  | 0  | 0   | 0.0  | 0  | 0  |
| Browns            | 29 | 14 | 294 | 10.1 | 30 | 0  |
| Opponents         | 69 | 10 | 793 | 11.5 | 54 | 0  |

| KICKOFF RETURNS  | NO | YDS   | AVG  | LG | TD |
|------------------|----|-------|------|----|----|
| White, Jamal     | 43 | 935   | 21.7 | 40 | 0  |
| Patten, David    | 22 | 469   | 21.3 | 62 | 0  |
| Jackson, Lenzie  | 9  | 168   | 18.7 | 30 | 0  |
| Saleh, Tarek     | 4  | 46    | 11.5 | 15 | 0  |
| Campbell, Mark   | 3  | 30    | 10.0 | 13 | 0  |
| Dunn, Damon      | 2  | 35    | 17.5 | 21 | 0  |
| Little, Earl     | 2  | 20    | 10.0 | 12 | 0  |
| Burnett, Chester | 1  | 18    | 18.0 | 18 | 0  |
| Edwards, Marc    | 1  | 24    | 24.0 | 24 | 0  |
| Sanliago, O.J.   | 1  | 13    | 13.0 | 13 | 0  |
| Browns           | 85 | 1,710 | 20.1 | 62 | 0  |
| Opponents        | 42 | 1,012 | 24.1 | 62 | 0  |

| FIELD GOALS  | 1-19 | 20-29 | 30-39 | 40-49 | 50+ | TOT   |
|--------------|------|-------|-------|-------|-----|-------|
| Dawson, Phil | 3/3  | 4/4   | 5/5   | 2/5   | 0/0 | 14/17 |
| Browns       | 3/3  | 4/4   | 5/5   | 2/5   | 0/0 | 14/17 |
| Opponents    | 0/0  | 9/9   | 13/13 | 8/10  | 1/2 | 31/34 |

# 2001 (7-9)

COACH: Butch Davis

DIVISION FINISH: 3rd AFC Central

## 2001 USUAL STARTING LINEUPS

| OFFENSE                       |                             | DEFENSE |  |
|-------------------------------|-----------------------------|---------|--|
| WR 85 Kevin Johnson           | LE 78 T. Rogers, 99 O. Roye |         |  |
| LT 72 R. Oben, 77 R. Verba    | LT 94 Gerard Warren         |         |  |
| LG 77 R. Verba, 60 S. O'Hara  | RT 93 Mark Smith            |         |  |
| C 64 Dave Wohlbaugh           | 99 Orpheus Roye             |         |  |
| RG 66 Jeremy McKinney         | RE 92 Courtney Brown        |         |  |
| 63 Brad Bedell                | 90 Keith McKenzie           |         |  |
| RT 69 Roger Chanoiné          | WLB 57 Dwayne Rudd          |         |  |
| TE 82 Rickey Dudley           | MLB 58 Wali Rainer          |         |  |
| 87 O. J. Santiago             | SLB 95 Jamir Miller         |         |  |
| WR 81 Quincy Morgan           | LCB 24 Corey Fuller         |         |  |
| 86 Dennis Northcutt           | RCB 33 Dayton McCutcheon    |         |  |
| OB 2 Tim Couch                | SS 21 Earl Little           |         |  |
| RB 29 J. Jackson, 30 J. White | FS 43 Percy Ellsworth       |         |  |
| HB 44 M. Sellers, 80 A. Shea  | 23 Devin Bush               |         |  |

### RADIO ANNOUNCERS:

Jim Donovan, Doug Dieken (WJMU 105.7 FM, WTAM 1100 AM)

| DATE  | RESULT        | OPPONENT                | ATT    |
|-------|---------------|-------------------------|--------|
| 9/9   | L, 6-9        | Seattle Seahawks        | 72,318 |
| 9/23  | W, 24-14      | Detroit Lions           | 73,168 |
| 9/30  | W, 23-14      | at Jacksonville Jaguars | 57,875 |
| 10/7  | W, 20-16      | San Diego Chargers      | 73,018 |
| 10/14 | L, 14-24      | at Cincinnati Bengals   | 64,217 |
| 10/21 | W, 24-14      | Baltimore Ravens        | 72,818 |
| 11/4  | L, 21-27 (OT) | at Chicago Bears        | 66,944 |
| 11/11 | L, 12-15 (OT) | Pittsburgh Steelers     | 73,218 |
| 11/18 | W, 27-17      | at Baltimore Ravens     | 69,353 |
| 11/25 | W, 18-0       | Cincinnati Bengals      | 72,918 |
| 12/2  | L, 15-31      | Tennessee Titans        | 72,818 |
| 12/9  | L, 16-27      | at New England Patriots | 60,292 |
| 12/16 | L, 10-15      | Jacksonville Jaguars    | 72,818 |
| 12/23 | L, 7-30       | at Green Bay Packers    | 59,824 |
| 12/30 | W, 41-38      | at Tennessee Titans     | 68,798 |
| 1/6   | L, 7-28       | at Pittsburgh Steelers  | 59,189 |

| TEAM STATISTICS    | BROWNS  | OPPONENT |
|--------------------|---------|----------|
| Total First Downs  | 238     | 295      |
| Rushing            | 78      | 112      |
| Passing            | 139     | 161      |
| Penalty            | 21      | 22       |
| 3rd Down: Made/Att | 68/210  | 88/235   |
| 3rd Down Pct.      | 32.4%   | 37.4%    |
| 4th Down: Made/Att | 6/12    | 8/23     |
| 4th Down Pct.      | 50.0%   | 34.8%    |
| Possession Avg.    | 28:16   | 31:44    |
| Total Net Yards    | 4,152   | 5,297    |
| Avg. Per Game      | 259.5   | 331.1    |
| Total Plays        | 934     | 1,089    |
| Avg. Per Play      | 4.4     | 4.9      |
| Net Yards Rushing  | 1,351   | 2,208    |
| Avg. Per Game      | 84.4    | 138.0    |
| Total Rushes       | 417     | 494      |
| Net Yards Passing  | 2,801   | 3,089    |
| Avg. Per Game      | 175.1   | 193.1    |
| Sacked/Yards Lost  | 51/353  | 43/288   |
| Gross Yards        | 3,154   | 3,377    |
| Att./Completions   | 466/279 | 552/309  |
| Completion Pct.    | 59.9%   | 56.0%    |
| Had Intercepted    | 21      | 33       |
| Punts/Average      | 99/42.9 | 74/43.2  |
| Net Punting Avg.   | 99/34.6 | 74/37.7  |
| Penalties/Yards    | 94/825  | 103/779  |
| Fumbles/Ball Lost  | 24/12   | 35/9     |
| Touchdowns         | 31      | 35       |
| Rushing            | 8       | 11       |
| Passing            | 18      | 18       |
| Returns            | 5       | 6        |

| SCORE BY PERIODS | 1ST | 2ND | 3RD | 4TH | OT | TOT   |
|------------------|-----|-----|-----|-----|----|-------|
| Browns           | 77  | 83  | 51  | 74  | 0  | — 285 |
| Opponents        | 62  | 73  | 89  | 86  | 9  | — 319 |

| SCORING         | RU | PA | ST | DF | PAT   | 2RU | 2PA | FG    | SAF | TP |
|-----------------|----|----|----|----|-------|-----|-----|-------|-----|----|
| Dawson, Phil    | 0  | 0  | 0  | 0  | 29/30 | 0   | 0   | 22/25 | 0   | 95 |
| Johnson, Kevin  | 0  | 9  | 0  | 0  | 0     | 0   | 0   | 0     | 0   | 54 |
| White, Jamel    | 5  | 1  | 0  | 0  | 0     | 1   | 0   | 0     | 0   | 38 |
| Jackson, James  | 2  | 0  | 0  | 0  | 0     | 0   | 0   | 0     | 0   | 12 |
| Morgan, Quincy  | 0  | 2  | 0  | 0  | 0     | 0   | 0   | 0     | 0   | 12 |
| Santiago, O. J. | 0  | 2  | 0  | 0  | 0     | 0   | 0   | 0     | 0   | 12 |
| Sellers, Mike   | 0  | 2  | 0  | 0  | 0     | 0   | 0   | 0     | 0   | 12 |
| Brown, Bobby    | 0  | 0  | 0  | 1  | 0     | 0   | 0   | 0     | 0   | 6  |
| Bush, Devin     | 0  | 0  | 0  | 1  | 0     | 0   | 0   | 0     | 0   | 6  |

| PASSING        | ATT | CMP | YDS   | PCT  | AV/AT | TD | TD% | INT | INT% | LG  | TKLD   | RATING |
|----------------|-----|-----|-------|------|-------|----|-----|-----|------|-----|--------|--------|
| Couch, Tim     | 454 | 272 | 3,040 | 59.9 | 6.70  | 17 | 3.7 | 21  | 4.6  | 78  | 51/353 | 73.1   |
| Holcomb, Kelly | 12  | 7   | 114   | 58.3 | 9.50  | 1  | 8.3 | 0   | 0.0  | 25  | 0/0    | 118.1  |
| Browns         | 466 | 279 | 3,154 | 59.9 | 6.77  | 18 | 3.9 | 21  | 4.5  | 78  | 51/353 | 74.3   |
| Opponents      | 552 | 309 | 3,377 | 56.0 | 6.12  | 18 | 3.3 | 33  | 6.0  | 711 | 43/288 | 60.2   |

^ Tied NFL Lead

|                |    |    |   |   |       |   |   |       |   |     |   |
|----------------|----|----|---|---|-------|---|---|-------|---|-----|---|
| Dawson, JaJuan | 0  | 1  | 0 | 0 | 0     | 0 | 0 | 0     | 0 | 0   | 6 |
| Fuller, Corey  | 0  | 0  | 0 | 1 | 0     | 0 | 0 | 0     | 0 | 0   | 6 |
| Gay, Ben       | 1  | 0  | 0 | 1 | 0     | 0 | 0 | 0     | 0 | 0   | 6 |
| Henry, Anthony | 0  | 0  | 0 | 1 | 0     | 0 | 0 | 0     | 0 | 0   | 6 |
| McCutcheon, D. | 0  | 0  | 0 | 1 | 0     | 0 | 0 | 0     | 0 | 0   | 6 |
| O'Hara, Shawn  | 0  | 1  | 0 | 0 | 0     | 0 | 0 | 0     | 0 | 0   | 6 |
| Roye, Orpheus  | 0  | 0  | 0 | 0 | 0     | 0 | 0 | 0     | 0 | 0   | 1 |
| Browns         | 8  | 18 | 0 | 5 | 29/30 | 1 | 0 | 22/24 | 1 | 285 |   |
| Opponents      | 11 | 18 | 2 | 4 | 30/32 | 0 | 2 | 25/35 | 0 | 319 |   |

|        |             |      |          |     |              |      |            |      |          |     |
|--------|-------------|------|----------|-----|--------------|------|------------|------|----------|-----|
| SACKS: | J.Miller    | 13.0 | T.Rogers | 6.0 | G.Warren     | 5.0  | C.Brown    | 4.5  | G.Spires | 4.0 |
|        | K.McKenzie  | 3.0  | M.Smith  | 2.0 | D.McCutcheon | 2.0  | W.Rainer   | 1.0  | E.Little | 1.0 |
|        | P.Ellsworth | 1.0  | D.Rudd   | 0.5 | Browns:      | 43.0 | Opponents: | 51.0 |          |     |

| RUSHING           | NO  | YDS   | AVG  | LG | TD |
|-------------------|-----|-------|------|----|----|
| Jackson, James    | 195 | 554   | 2.8  | 22 | 2  |
| White, Jamel      | 126 | 443   | 3.5  | 51 | 5  |
| Gay, Ben          | 51  | 172   | 3.4  | 40 | 1  |
| Couch, Tim        | 38  | 128   | 3.4  | 15 | 0  |
| Morgan, Quincy    | 2   | 27    | 13.5 | 23 | 0  |
| Northcutt, Dennis | 3   | 26    | 8.7  | 12 | 0  |
| Frost, Scott      | 1   | 1     | 1.0  | 1  | 0  |
| Holcomb, Kelly    | 1   | 0     | 0.0  | 0  | 0  |
| Browns            | 417 | 1,351 | 3.2  | 51 | 8  |
| Opponents         | 494 | 2,208 | 4.5  | 54 | 11 |

| RECEIVING         | NO  | YDS   | AVG   | LG  | TD |
|-------------------|-----|-------|-------|-----|----|
| Johnson, Kevin    | 84  | 1,097 | 13.1  | 55† | 9  |
| White, Jamel      | 44  | 418   | 9.5   | 45  | 1  |
| Morgan, Quincy    | 30  | 432   | 14.4  | 78  | 2  |
| Dawson, JaJuan    | 22  | 281   | 12.8  | 44  | 1  |
| Northcutt, Dennis | 18  | 211   | 11.7  | 26  | 0  |
| Santiago, O. J.   | 17  | 153   | 9.0   | 27  | 2  |
| Shea, Aaron       | 14  | 86    | 6.1   | 12  | 0  |
| King, Andre       | 11  | 149   | 13.5  | 48  | 0  |
| Dudley, Rickey    | 9   | 115   | 12.8  | 27  | 0  |
| Sellers, Mike     | 7   | 73    | 10.4  | 28  | 2  |
| German, Jammi     | 7   | 65    | 9.3   | 18  | 0  |
| Jackson, James    | 7   | 56    | 8.0   | 16  | 0  |
| Gay, Ben          | 4   | 11    | 2.8   | 7   | 0  |
| Moreland, Jake    | 3   | 15    | 5.0   | 6   | 0  |
| O'Hara, Shawn     | 1   | 2     | 2.0   | 21  | 1  |
| Couch, Tim        | 1   | -10   | -10.0 | -10 | 0  |
| Browns            | 279 | 3,154 | 11.3  | 78  | 18 |
| Opponents         | 309 | 3,377 | 10.9  | 71  | 18 |

| INTERCEPTIONS      | NO  | YDS | AVG  | LG  | TD |
|--------------------|-----|-----|------|-----|----|
| Henry, Anthony     | 10* | 177 | 17.7 | 97† | 1  |
| Little, Earl       | 5   | 33  | 6.6  | 15  | 0  |
| McCutcheon, Dayton | 4   | 15  | 3.8  | 23† | 1  |
| Fuller, Corey      | 3   | 82  | 27.3 | 49† | 1  |
| Jackson, Ray       | 3   | 52  | 17.3 | 52  | 0  |
| Bush, Devin        | 2   | 62  | 31.0 | 43† | 1  |
| Boyer, Brant       | 2   | 12  | 6.0  | 8   | 0  |
| Ellsworth, Percy   | 1   | 19  | 19.0 | 19  | 0  |
| Miller, Jamir      | 1   | 0   | 0.0  | 0   | 0  |
| Roye, Orpheus      | 1   | 0   | 0.0  | 0   | 0  |
| Rudd, Dwayne       | 1   | 0   | 0.0  | 0   | 0  |
| Browns             | 33  | 499 | 15.1 | 97† | 4  |
| Opponents          | 21  | 242 | 11.5 | 69† | 3  |

| PUNTING         | NO | YDS   | AVG  | IN20 | BT | LG | BLK |
|-----------------|----|-------|------|------|----|----|-----|
| Gardocki, Chris | 99 | 4,249 | 42.9 | 25   | 9  | 69 | 0   |
| Browns          | 99 | 4,249 | 42.9 | 25   | 9  | 69 | 0   |
| Opponents       | 74 | 3,198 | 43.2 | 28   | 8  | 68 | 0   |

| PUNT RETURNS      | NO | FC | YDS | AVG  | LG | TD |
|-------------------|----|----|-----|------|----|----|
| Northcutt, Dennis | 15 | 9  | 86  | 5.7  | 32 | 0  |
| Johnson, Kevin    | 14 | 6  | 117 | 8.4  | 24 | 0  |
| Chapman, Lamar    | 1  | 0  | 1   | 1.0  | 1  | 0  |
| Jackson, Ray      | 1  | 0  | 43  | 43.0 | 43 | 0  |
| Frost, Scott      | 0  | 1  | 0   | 0    | 0  | 0  |
| Browns            | 31 | 16 | 247 | 8.0  | 43 | 0  |
| Opponents         | 52 | 12 | 647 | 12.4 | 86 | 1  |

| KICKOFF RETURNS   | NO | YDS   | AVG  | LG | TD |
|-------------------|----|-------|------|----|----|
| Gay, Ben          | 23 | 513   | 22.3 | 42 | 0  |
| King, Andre       | 14 | 279   | 19.9 | 27 | 0  |
| White, Jamel      | 9  | 189   | 21.0 | 31 | 0  |
| Morgan, Quincy    | 7  | 175   | 25.0 | 51 | 0  |
| Sellers, Mike     | 4  | 75    | 18.8 | 21 | 0  |
| Santiago, O. J.   | 2  | 1     | 0.5  | 5  | 0  |
| Akins, Chirs      | 1  | 0     | 0.0  | 0  | 0  |
| Moreland, Jake    | 1  | 14    | 14.0 | 14 | 0  |
| Northcutt, Dennis | 1  | 26    | 26.0 | 26 | 0  |
| Spires, Greg      | 1  | 13    | 13.0 | 13 | 0  |
| Browns            | 62 | 1,285 | 20.7 | 51 | 0  |
| Opponents         | 65 | 1,215 | 18.7 | 49 | 0  |

| FIELD GOALS  | 1-19 | 20-29 | 30-39 | 40-49 | 50+ | TOT   |
|--------------|------|-------|-------|-------|-----|-------|
| Dawson, Phil | 0/0  | 10/10 | 8/9   | 4/6   | 0/0 | 22/25 |
| Browns       | 0/0  | 10/10 | 8/9   | 4/6   | 0/0 | 22/25 |
| Opponents    | 0/0  | 8/9   | 10/11 | 5/12  | 2/2 | 25/34 |

2002 (9-7)

COACH: Butch Davis
DIVISION FINISH: 2nd AFC North
2002 USUAL STARTING LINEUPS
OFFENSE
WR 85 Kevin Johnson
LT 77 Ross Verba
LG 79 Barry Stokes
C 64 Dave Wohlabaugh
RG 60 Shaun O'Hara
RT 72 Ryan Tucker
TE 83 Mark Campbell
WR 81 Quincy Morgan
OB 2 Tim Couch
RB 31 William Green
30 Jamal White
TE 82 S. Heiden, 80 A. Shea
RADIO ANNOUNCERS:
Jim Donovan, Doug Dieken (WMM5 100.7 FM, WTAM 1100 AM)

DATE RESULT OPPONENT ATT
9/8 L, 39-40 Kansas City Chiefs 72,938
9/15 W, 20-7 Cincinnati Bengals 73,358
9/22 W, 31-28 (OT) at Tennessee Titans 68,804
9/29 L, 13-16 (OT) at Pittsburgh Steelers 62,864
10/6 L, 21-26 Baltimore Ravens 73,688
10/13 L, 3-17 at Tampa Bay Buccaneers 65,625
10/20 W, 34-17 Houston Texans 73,248
10/27 W, 24-21 at New York Jets 78,502
11/3 L, 20-23 Pittsburgh Steelers 73,718
11/17 W, 27-20 at Cincinnati Bengals 64,060
11/24 W, 24-15 at New Orleans Saints 68,295
12/1 L, 6-13 Carolina Panthers 72,718
12/8 W, 21-20 at Jacksonville Jaguars 46,267
12/15 L, 23-28 Indianapolis Colts 73,098
12/22 W, 14-13 at Baltimore Ravens 69,348
12/29 W, 24-16 Atlanta Falcons 73,528
WILD CARD PLAYOFF
1/5 L, 33-36 at Pittsburgh Steelers 62,595

TEAM STATISTICS
BROWNS OPPONENT
Total First Downs 279 291
Rushing 77 107
Passing 171 164
Penalty 31 20
3rd Down: Made/Att 90/222 91/226
3rd Down Pct. 40.4% 40.3%
4th Down: Made/Att 8/10 7/14
4th Down Pct. 80.0% 50.0%
Possession Avg. 29:45 30:15
Total Net Yards 5,027 5,348
Avg. Per Game 314.2 334.3
Total Plays 993 1,024
Avg. Per Play 5.1 5.2
Net Yards Rushing 1,615 2,079
Avg. Per Game 100.9 129.9
Total Rushes 406 483
Net Yards Passing 3,412 3,269
Avg. Per Game 213.3 204.3
Sacked/Yards Lost 35/253 28/172
Gross Yards 3,665 3,441
Att./Completions 552/338 513/299
Completion Pct. 61.2% 58.3%
Had Intercepted 22 17
Punts/Avg. 83/41.3 76/38.7
Net Punting Avg. 83/34.9 76/31.1
Penalties/Yards Lost 107/845 91/726
Fumbles/Ball Lost 18/9 32/12
Touchdowns 40 34
Rushing 10 12
Passing 27 20
Returns 3 2

SCORE BY PERIODS
1ST 2ND 3RD 4TH OT TOT
Browns 76 68 77 120 3 -- 344
Opponents 65 95 65 92 3 -- 320

SCORING
RU PA ST DF PAT 2RU 2PA FG SAF TP
Dawson, Phil 0 0 0 0 34/35 0 0 22/28 0 100
Northcutt, Dennis 1 5 2 0 0 0 1 0 0 50
Morgan, Quincy 0 7 0 0 0 0 1 0 0 44

PASSING
ATT CMP YDS PCT AVI/AT TD TD% INT INT% LG TKLD RATING
Couch, Tim 443 273 2,842 61.6 6.42 18 4.1 18 4.1 781 30/213 76.8
Holcomb, Kelly 106 64 790 60.4 7.45 8 7.5 4 3.8 441 5/40 92.9
Johnson, Kevin 2 1 33 50.0 16.50 1 .500 0 0.0 331 0/0 135.4
Jackson, Frisman 1 0 0 0.0 0.0 0 0.0 0 0.0 0 0/0 39.6
Browns 552 338 3,665 61.2 6.64 27 4.9 22 4.0 781 35/253 80.5
Opponent 513 299 3,441 58.3 6.71 20 3.9 17 3.3 721 28/172 77.8

Davis, Andre' 0 6 1 0 0 0 0 0 0 42
Green, William 6 0 0 0 0 0 0 0 0 36
Johnson, Kevin 0 4 0 0 0 0 0 0 0 24
Campbell, Mark 0 3 0 0 0 0 0 0 0 18
White, Jamal 3 0 0 0 0 0 0 0 0 18
Heiden, Steve 0 1 0 0 0 0 0 0 0 6
Sanders, Darnell 0 1 0 0 0 0 0 0 0 6
Browns 10 27 3 0 34/35 0 2 22/28 0 344
Opponents 12 20 1 1 32/32 0 0 28/37 0 320
SACKS: M.Word 8.0, K.Lang 5.5, B.Boyer 3.0, T.Rogers 3.0, G.Warren 2.0, C.Brown 2.0, D.Rudd 1.0, L.Sanders 1.0, M.Jameson 1.0, O.Roye 0.5 Browns: 28.0, Opponents: 35.0

RUSHING
NO YDS AVG LG TD
Green, William 243 887 3.7 647 6
White, Jamal 106 470 4.4 54 3
Northcutt, Dennis 8 104 13.0 367 1
Couch, Tim 23 77 3.3 14 0
Jackson, James 12 54 4.5 18 0
Holcomb, Kelly 8 9 1.1 7 0
Davis, Andre' 3 7 2.3 9 0
Morgan, Quincy 3 7 2.3 11 0
Browns 406 1,615 4.0 647 10
Opponent 483 2,079 4.3 75 12

RECEIVING
NO YDS AVG LG TD
Johnson, Kevin 67 703 10.5 307 4
White, Jamal 63 452 7.2 33 0
Morgan, Quincy 56 964 17.2 787 7
Northcutt, Dennis 38 601 15.8 431 5
Davis, Andre' 37 420 11.4 31 6
Campbell, Mark 25 179 7.2 26 3
Heiden, Steve 17 105 6.2 12 1
Green, William 16 113 7.1 18 0
Shea, Aaron 7 49 7.0 18 0
King, Andre 5 41 8.2 13 0
Sanders, Darnell 3 23 7.7 14 1
Jackson, James 3 9 3.0 5 0
Jackson, Frisman 1 6 6.0 6 0
Browns 338 3,665 10.8 787 27
Opponent 299 3,441 11.5 727 20

INTERCEPTIONS
NO YDS AVG LG TD
Little, Earl 4 17 4.3 7 0
Griffith, Robert 3 0 0.0 0 0
Henry, Anthony 2 4 2.0 4 0
Lang, Kenard 1 71 71.0 71 0
Sanders, Lewis 1 25 25.0 25 0
McCutcheon, Dayton 1 24 24.0 24 0
Hambrick, Darren 1 6 6.0 6 0
Boyer, Brant 1 1 1.0 1 0
Davis, Andre 1 0 0.0 0 0
Fuller, Corey 1 0 0.0 0 0
Jameson, Michael 1 0 0.0 0 0
Browns 17 148 8.7 71 0
Opponent 22 292 13.3 59 1

PUNTING
NO YDS AVG IN20 TB LG BLK
Gardocki, Chris 81 3,388 41.8 27 6 59 0
Dawson, Phil 2 36 18.0 2 0 20 0
Browns 83 3,424 41.3 29 6 59 0
Opponent 76 2,938 38.7 22 7 62 1

PUNT RETURNS
NO FC YDS AVG LG TD
Northcutt, Dennis 25 10 367 14.7 871 2
Davis, Andre' 7 4 33 4.7 15 0
King, Andre 1 0 15 15.0 15 0
Sanders, Lewis 0 0 19 0.0 19 0
Browns 33 14 434 13.2 871 2
Opponent 42 12 408 9.7 631 1

KICKOFF RETURNS
NO YDS AVG LG TD
Davis, Andre' 50 1,068 21.4 951 1
King, Andre 8 155 19.4 27 0
Jackson, Frisman 3 58 19.3 26 0
Campbell, Mark 2 21 10.5 14 0
White, Jamal 2 21 10.5 11 0
Jackson, James 1 13 13.0 13 0
Browns 66 1,336 20.2 951 1
Opponent 67 1,366 20.4 82 0

FIELD GOALS
Dawson, Phil 0/0 9/10 6/8 5/7 2/3 22/28
Opponent 1/1 7/10 10/12 10/14 0/0 28/37

STAFF
PLAYERS
2015 SEASON
HISTORY
RECORDS
GAME DAY

# 2003 (5-11)

COACH: Butch Davis

DIVISION FINISH: 4th AFC North

## 2003 USUAL STARTING LINEUPS

### OFFENSE

|    |    |                  |
|----|----|------------------|
| WR | 87 | Andre' Davis     |
|    | 85 | Kevin Johnson    |
| LT | 79 | Barry Stokes     |
| LG | 60 | Shaun O'Hara     |
| C  | 50 | Jeff Faine       |
|    | 67 | Melvin Fowler    |
| RG | 66 | Paul Zukauskas   |
| RT | 72 | Ryan Tucker      |
| WR | 86 | Dennis Northcutt |
| WR | 81 | Quincy Morgan    |
| QB | 2  | Tim Couch        |
|    | 10 | Kelly Holcomb    |
| RB | 31 | William Green    |
|    | 29 | James Jackson    |
| TE | 82 | Steve Heiden     |
|    | 89 | Darnell Sanders  |

### RADIO ANNOUNCERS:

Jim Donovan, Doug Dieken (WMMS 100.7 FM, WTAM 1100 AM)

### DEFENSE

|     |    |                   |
|-----|----|-------------------|
| LE  | 92 | Courtney Brown    |
| LT  | 94 | Gerard Warren     |
| RT  | 99 | Orpheus Roye      |
| RE  | 96 | Kenard Lang       |
| WLB | 58 | Ben Taylor        |
|     | 52 | Brant Boyer       |
| MLB | 54 | Andra Davis       |
| SLB | 59 | Kevin Bentley     |
| LCB | 25 | Anthony Henry     |
| RCB | 33 | Daylon McCutcheon |
| SS  | 24 | Robert Griffith   |
| FS  | 20 | Earl Little       |

| DATE  | RESULT        | OPPONENT                | ATT    |
|-------|---------------|-------------------------|--------|
| 9/7   | L, 6-9        | Indianapolis Colts      | 73,358 |
| 9/14  | L, 13-33      | at Baltimore Ravens     | 69,473 |
| 9/21  | W, 13-12      | at San Francisco 49ers  | 67,412 |
| 9/28  | L, 14-21      | Cincinnati Bengals      | 73,428 |
| 10/5  | W, 33-13      | at Pittsburgh Steelers  | 64,595 |
| 10/12 | W, 13-7       | Oakland Raiders         | 73,318 |
| 10/19 | L, 20-26      | San Diego Chargers      | 73,238 |
| 10/26 | L, 3-9        | at New England Patriots | 68,436 |
| 11/9  | L, 20-41      | at Kansas City Chiefs   | 78,560 |
| 11/16 | W, 44-6       | Arizona Cardinals       | 72,908 |
| 11/23 | L, 6-13       | Pittsburgh Steelers     | 73,658 |
| 11/30 | L, 7-34       | at Seattle Seahawks     | 64,680 |
| 12/8  | L, 20-26      | St. Louis Rams          | 73,108 |
| 12/14 | L, 20-23 (OT) | at Denver Broncos       | 75,358 |
| 12/21 | L, 0-35       | Baltimore Ravens        | 72,548 |
| 12/28 | W, 22-14      | at Cincinnati Bengals   | 65,362 |

### TEAM STATISTICS

|                      | BROWNS  | OPPONENT  |
|----------------------|---------|-----------|
| Total First Downs    | 276     | 283       |
| Rushing              | 91      | 100       |
| Passing              | 153     | 160       |
| Penalty              | 32      | 23        |
| 3rd Down: Made/Att   | 74/202  | 87/222    |
| 3rd Down Pct.        | 36.6%   | 39.2%     |
| 4th Down: Made/Att   | 6/18    | 8/13      |
| 4th Down Pct.        | 33.3%   | 61.5%     |
| Possession Avg.      | 29.21   | 30.39     |
| Total Net Yards      | 4,504   | 4,959     |
| Avg. Per Game        | 281.5   | 309.9     |
| Total Plays          | 961     | 994       |
| Avg. Per Play        | 4.7     | 5.0       |
| Net Yards Rushing    | 1,670   | 2,113     |
| Avg. Per Game        | 104.4   | 132.1     |
| Total Rushes         | 412     | 457       |
| Net Yards Passing    | 2,834   | 2,846     |
| Avg. Per Game        | 177.1   | 177.9     |
| Sacked/Yards Lost    | 40/282  | 35/203    |
| Gross Yards          | 3,116   | 3,049     |
| Att./Completions     | 509/313 | 502/297   |
| Completion Pct.      | 61.5%   | 59.2%     |
| Had Intercepted      | 18      | 15        |
| Punts/Avg.           | 73/41.8 | 76/41.4   |
| Net Punting Avg.     | 73/34.7 | 76/35.3   |
| Penalties/Yards Lost | 98/767  | 141/1,095 |
| Fumbles/Ball Lost    | 32/15   | 24/7      |
| Touchdowns           | 27      | 31        |
| Rushing              | 8       | 14        |
| Passing              | 17      | 13        |
| Returns              | 2       | 4         |

### SCORE BY PERIODS

|           | 1ST | 2ND | 3RD | 4TH | OT | TOT   |
|-----------|-----|-----|-----|-----|----|-------|
| Browns    | 46  | 79  | 50  | 79  | 0  | — 254 |
| Opponents | 74  | 102 | 59  | 84  | 3  | — 322 |

### SCORING

|                 | RU | PA | ST | DF | PAT   | ZRU | ZPA | FG    | SAP | TF |
|-----------------|----|----|----|----|-------|-----|-----|-------|-----|----|
| Dawson, Phil    | 0  | 0  | 0  | 0  | 20/21 | 0   | 0   | 18/21 | 0   | 74 |
| Davis, Andre'   | 0  | 5  | 0  | 0  | 0     | 0   | 0   | 0     | 0   | 30 |
| Conway, Brett   | 0  | 0  | 0  | 0  | 3/3   | 0   | 0   | 5/7   | 0   | 18 |
| Jackson, James  | 3  | 0  | 0  | 0  | 0     | 0   | 0   | 0     | 0   | 18 |
| Morgan, Quincy  | 0  | 3  | 0  | 0  | 0     | 0   | 0   | 0     | 0   | 18 |
| Heinrich, Keith | 0  | 2  | 0  | 0  | 0     | 0   | 0   | 0     | 0   | 12 |
| Johnson, Kevin  | 0  | 2  | 0  | 0  | 0     | 0   | 0   | 0     | 0   | 12 |

### PASSING

|                   | ATT | CMP | YDS   | PCT  | AV/AT | TD | TD% | INT | INT% | LG  | TKLD   | RATING |
|-------------------|-----|-----|-------|------|-------|----|-----|-----|------|-----|--------|--------|
| Holcomb, Kelly    | 302 | 193 | 1,797 | 63.9 | 5.95  | 10 | 3.3 | 12  | 4.0  | 68t | 21/166 | 74.6   |
| Couch, Tim        | 203 | 120 | 1,319 | 59.1 | 6.50  | 7  | 3.4 | 6   | 3.0  | 71t | 19/116 | 77.6   |
| Boyer, Brant      | 1   | 0   | 0     | 0.0  | 0.00  | 0  | 0.0 | 0   | 0.0  | 0   | 0/0    | 39.6   |
| Jackson, Frisman  | 1   | 0   | 0     | 0.0  | 0.00  | 0  | 0.0 | 0   | 0.0  | 0   | 0/0    | 39.6   |
| Johnson, Kevin    | 1   | 0   | 0     | 0.0  | 0.00  | 0  | 0.0 | 0   | 0.0  | 0   | 0/0    | 39.6   |
| Northcutt, Dennis | 1   | 0   | 0     | 0.0  | 0.00  | 0  | 0.0 | 0   | 0.0  | 0   | 0/0    | 39.6   |
| Browns            | 509 | 313 | 3,116 | 61.5 | 6.12  | 17 | 3.3 | 18  | 3.5  | 71t | 40/282 | 75.2   |
| Opponent          | 502 | 297 | 3,049 | 59.2 | 6.07  | 13 | 2.6 | 15  | 3.0  | 55t | 35/203 | 72.9   |

|                   |    |    |   |   |       |   |   |   |   |       |   |     |
|-------------------|----|----|---|---|-------|---|---|---|---|-------|---|-----|
| Northcutt, Dennis | 0  | 2  | 0 | 0 | 0     | 0 | 0 | 0 | 0 | 0     | 0 | 12  |
| Suggs, Lee        | 2  | 0  | 0 | 0 | 0     | 0 | 0 | 0 | 0 | 0     | 0 | 12  |
| White, Jamal      | 1  | 1  | 0 | 0 | 0     | 0 | 0 | 0 | 0 | 0     | 0 | 12  |
| Bower, R.J.       | 0  | 1  | 0 | 0 | 0     | 0 | 0 | 0 | 0 | 0     | 0 | 6   |
| Couch, Tim        | 1  | 0  | 0 | 0 | 0     | 0 | 0 | 0 | 0 | 0     | 0 | 6   |
| Green, William    | 1  | 0  | 0 | 0 | 0     | 0 | 0 | 0 | 0 | 0     | 0 | 6   |
| King, Andre       | 0  | 0  | 1 | 0 | 0     | 0 | 0 | 0 | 0 | 0     | 0 | 6   |
| McCutcheon, D.    | 0  | 0  | 0 | 1 | 0     | 0 | 0 | 0 | 0 | 0     | 0 | 6   |
| Sanders, Darnell  | 0  | 1  | 0 | 0 | 0     | 0 | 0 | 0 | 0 | 0     | 0 | 6   |
| Browns            | 8  | 17 | 1 | 1 | 23/24 | 0 | 0 | 0 | 0 | 23/28 | 0 | 254 |
| Opponents         | 14 | 13 | 0 | 4 | 31/31 | 0 | 0 | 0 | 0 | 35/43 | 0 | 322 |

SACKS: K.Lang 8.0, C.Brown 6.0, G.Warren 5.5, A.Davis 5.0, M.Ward 4.0, M.Years 3.0, O.Roye 1.5, T.Rogers 1.0 Browns: 35.0, Opponents: 40.0

### RUSHING

|                   | NO  | YDS   | AVG  | LG  | TD |
|-------------------|-----|-------|------|-----|----|
| Green, William    | 142 | 559   | 3.9  | 26  | 1  |
| Jackson, James    | 102 | 382   | 3.7  | 18  | 3  |
| Suggs, Lee        | 56  | 289   | 5.2  | 78t | 2  |
| White, Jamal      | 70  | 266   | 3.8  | 23  | 1  |
| Northcutt, Dennis | 12  | 83    | 6.9  | 23  | 0  |
| Couch, Tim        | 11  | 39    | 3.5  | 17  | 1  |
| Davis, Andre'     | 5   | 28    | 5.6  | 7   | 0  |
| Dawson, Phil      | 1   | 14    | 14.0 | 14  | 0  |
| Boyer, Brant      | 1   | 7     | 7.0  | 7   | 0  |
| Holcomb, Kelly    | 8   | 7     | 0.9  | 6   | 0  |
| Faine, Jeff       | 1   | 0     | 0.0  | 0   | 0  |
| Morgan, Quincy    | 3   | -4    | -1.3 | 2   | 0  |
| Browns            | 412 | 1,670 | 4.1  | 78t | 8  |
| Opponent          | 457 | 2,113 | 4.6  | 82t | 14 |

### RECEIVING

|                   | NO  | YDS   | AVG  | LG  | TD |
|-------------------|-----|-------|------|-----|----|
| Northcutt, Dennis | 62  | 729   | 11.8 | 44  | 2  |
| White, Jamal      | 46  | 303   | 6.6  | 22  | 1  |
| Johnson, Kevin    | 41  | 381   | 9.3  | 41  | 2  |
| Davis, Andre'     | 40  | 576   | 14.4 | 49  | 5  |
| Morgan, Quincy    | 38  | 516   | 13.6 | 71t | 3  |
| Heiden, Steve     | 18  | 134   | 7.4  | 17  | 0  |
| Sanders, Darnell  | 15  | 95    | 6.3  | 12  | 1  |
| Jackson, James    | 14  | 114   | 8.1  | 18  | 0  |
| Green, William    | 10  | 50    | 5.0  | 12  | 0  |
| King, Andre       | 9   | 88    | 9.8  | 28  | 0  |
| Heinrich, Keith   | 8   | 64    | 8.0  | 17  | 2  |
| Mustard, Chad     | 4   | 29    | 7.3  | 12  | 0  |
| Jackson, Frisman  | 2   | 29    | 14.5 | 19  | 0  |
| Shea, Aaron       | 2   | 9     | 4.5  | 7   | 0  |
| Suggs, Lee        | 2   | 0     | 0.0  | 1   | 0  |
| Bowers, R.J.      | 1   | -2    | -2.0 | 2t  | 1  |
| Couch, Tim        | 1   | -3    | -3.0 | -3  | 0  |
| Browns            | 313 | 3,116 | 10.0 | 71t | 17 |
| Opponent          | 297 | 3,049 | 10.3 | 55t | 13 |

### INTERCEPTIONS

|                    | NO | YDS | AVG  | LG  | TD |
|--------------------|----|-----|------|-----|----|
| Little, Earl       | 6  | 41  | 6.8  | 21  | 0  |
| Griffith, Robert   | 2  | 3   | 1.5  | 3   | 0  |
| McCutcheon, Daylon | 1  | 75  | 75.0 | 75t | 1  |
| Bentley, Kevin     | 1  | 25  | 25.0 | 25  | 0  |
| Henry, Anthony     | 1  | 19  | 19.0 | 19  | 0  |
| Boyer, Brant       | 1  | 4   | 4.0  | 4   | 0  |
| Bodden, Leigh      | 1  | 1   | 1.0  | 1   | 0  |
| Lang, Kenard       | 1  | 0   | 0.0  | 0   | 0  |
| Taylor, Ben        | 1  | 0   | 0.0  | 0   | 0  |
| Browns             | 15 | 168 | 11.2 | 75t | 1  |
| Opponent           | 18 | 391 | 21.7 | 54t | 4  |

### PUNTING

|                 | NO | YDS   | AVG  | INT | TB | LG | BLK |
|-----------------|----|-------|------|-----|----|----|-----|
| Gardocki, Chris | 72 | 3,019 | 41.9 | 18  | 10 | 60 | 0   |
| Dawson, Phil    | 1  | 29    | 29.0 | 1   | 0  | 29 | 0   |
| Browns          | 73 | 3,048 | 41.8 | 19  | 10 | 60 | 0   |
| Opponent        | 76 | 3,146 | 41.4 | 18  | 8  | 59 | 1   |

### PUNT RETURNS

|                   | NO | YDS | AVG | LG | TD |
|-------------------|----|-----|-----|----|----|
| Northcutt, Dennis | 36 | 295 | 8.2 | 38 | 0  |
| Davis, Andre'     | 1  | 7   | 7.0 | 7  | 0  |
| Browns            | 37 | 302 | 8.2 | 38 | 0  |
| Opponent          | 33 | 316 | 9.6 | 49 | 0  |

### KICKOFF RETURNS

|                | NO | YDS   | AVG  | LG | TD |
|----------------|----|-------|------|----|----|
| Davis, Andre'  | 38 | 803   | 21.1 | 69 | 0  |
| Suggs, Lee     | 14 | 318   | 22.7 | 42 | 0  |
| King, Andre    | 9  | 172   | 19.7 | 30 | 0  |
| Maddox, Nick   | 3  | 58    | 19.3 | 27 | 0  |
| Morgan, Quincy | 2  | 67    | 33.5 | 47 | 0  |
| White, Jamal   | 2  | 2     | 1.0  | 2  | 0  |
| Jackson, James | 1  | 68    | 68.0 | 39 | 0  |
| Stokes, Barry  | 1  | 7     | 7.0  | 7  | 0  |
| Mustard, Chad  | 1  | 6     | 6.0  | 6  | 0  |
| Browns         | 71 | 1,501 | 21.1 | 69 | 0  |
| Opponent       | 60 | 1,231 | 20.5 | 77 | 0  |

### FIELD GOALS

|               | 1-19 | 20-29 | 30-39 | 40-49 | 50+ | TOT   |
|---------------|------|-------|-------|-------|-----|-------|
| Dawson, Phil  | 2/2  | 7/7   | 4/5   | 3/5   | 2/2 | 18/21 |
| Conway, Brett | 1/1  | 0/0   | 1/3   | 3/3   | 0/0 | 5/7   |
| Browns        | 3/3  | 7/7   | 5/8   | 6/8   | 2/2 | 23/28 |
| Opponent      | 0/0  | 13/13 | 9/10  | 10/16 | 3/4 | 35/43 |

# 2004 (4-12)

COACH: Butch Davis (first 11 games)/Terry Robiskie (final 5 games)

DIVISION FINISH: 4th AFC North

### 2004 USUAL STARTING LINEUPS

| OFFENSE              |                          | DEFENSE                |                       |
|----------------------|--------------------------|------------------------|-----------------------|
| WR 81 Antonio Bryant | LDE 98 Ebenezer Ekuban   | LT 77 Ross Verba       | LDT 61 Gerard Warren  |
| LG 70 Enoch DeMar    | RDT 99 Orpheus Roye      | C 50 Jeff Faine        | RDE 96 Kenard Lang    |
| RG 63 Kelvin Garmon  | WLB 57 Warrick Holdman   | RT 73 Joaquin Gonzalez | MLB 54 Andra Davis    |
| TE 82 Steve Heiden   | SLB 51 Chawn Thompson    | WR 86 Dennis Northcutt | LCB 37 Anthony Henry  |
| OB 5 Jeff Garcia     | RCB 33 Daylon McCutcheon | FB 42 Terrelle Smith   | FS 24 Robert Griffith |
| RB 31 William Green  | SS 20 Earl Little        | 44 Lee Suggs           |                       |

### RADIO ANNOUNCERS:

Jim Donovan, Doug Dieken (WMMR 100.7 FM, WTAM 1100 AM)

| DATE  | RESULT        | OPPONENT               | ATT    |
|-------|---------------|------------------------|--------|
| 9/12  | W, 20-3       | Baltimore Ravens       | 73,068 |
| 9/19  | L, 12-19      | at Dallas Cowboys      | 63,119 |
| 9/26  | L, 10-27      | at New York Giants     | 78,521 |
| 10/3  | W, 17-13      | Washington Redskins    | 73,348 |
| 10/10 | L, 23-34      | at Pittsburgh Steelers | 63,609 |
| 10/17 | W, 34-17      | Cincinnati Bengals     | 73,263 |
| 10/24 | L, 31-34 (OT) | Philadelphia Eagles    | 73,394 |
| 11/7  | L, 13-27      | at Baltimore Ravens    | 69,781 |
| 11/14 | L, 10-24      | Pittsburgh Steelers    | 73,703 |
| 11/21 | L, 7-10       | New York Jets          | 72,547 |
| 11/28 | L, 48-58      | at Cincinnati Bengals  | 65,677 |
| 12/5  | L, 15-42      | New England Patriots   | 73,028 |
| 12/12 | L, 7-37       | at Buffalo Bills       | 72,330 |
| 12/19 | L, 0-21       | San Diego Chargers     | 72,489 |
| 12/26 | L, 7-10       | at Miami Dolphins      | 73,169 |
| 1/2   | W, 22-14      | at Houston Texans      | 70,724 |

| TEAM STATISTICS    | BROWNS  | OPPONENT |
|--------------------|---------|----------|
| Total First Downs  | 245     | 307      |
| Rushing            | 94      | 141      |
| Passing            | 125     | 144      |
| Penally            | 26      | 22       |
| 3rd Down: Made/Att | 59/203  | 78/216   |
| 3rd Down Pct.      | 29.1%   | 36.1%    |
| 4th Down: Made/Att | 7/16    | 7/16     |
| 4th Down Pct.      | 43.8%   | 43.8%    |
| Possession Avg.    | 28:03   | 31:57    |
| Total Net Yards    | 4,481   | 5,215    |
| Avg. Per Game      | 280.1   | 325.9    |
| Total Plays        | 921     | 1,024    |
| Avg. Per Play      | 4.9     | 5.1      |
| Net Yards Rushing  | 1,657   | 2,314    |
| Avg. Per Game      | 103.6   | 144.6    |
| Total Rushes       | 441     | 532      |
| Net Yards Passing  | 2,824   | 2,901    |
| Avg. Per Game      | 176.5   | 181.3    |
| Sacked/Yards Lost  | 41/252  | 32/190   |
| Good Yards         | 3,076   | 3,091    |
| All./Completions   | 439/251 | 460/277  |
| Completion Pct.    | 57.2%   | 60.2%    |
| Had Intercepted    | 21      | 15       |
| Punts/Average      | 85/40.0 | 85/41.6  |
| Net Punting Avg.   | 85/35.4 | 85/33.9  |
| Penalties/Yards    | 115/854 | 109/890  |
| Fumbles/Ball Lost  | 32/19   | 20/13    |
| Touchdowns         | 29      | 45       |
| Rushing            | 6       | 22       |
| Passing            | 21      | 17       |
| Returns            | 2       | 6        |

| SCORE BY PERIODS | 1ST | 2ND | 3RD | 4TH | OT | TOT   |
|------------------|-----|-----|-----|-----|----|-------|
| Browns           | 67  | 62  | 55  | 92  | 0  | — 276 |
| Opponents        | 107 | 107 | 72  | 101 | 3  | — 390 |

| SCORING         | RU | PA | ST | DF | PAT | ZRU | ZPA | FG    | SAF | TP  |
|-----------------|----|----|----|----|-----|-----|-----|-------|-----|-----|
| Dawson, Phil    | 0  | 0  | 0  | 0  | 0   | 0   | 0   | 24/29 | 0   | 100 |
| Heiden, Steve   | 0  | 5  | 0  | 0  | 0   | 0   | 0   | 0     | 0   | 32  |
| Bryant, Antonio | 0  | 4  | 0  | 0  | 0   | 0   | 0   | 0     | 0   | 24  |
| Shea, Aaron     | 0  | 4  | 0  | 0  | 0   | 0   | 0   | 0     | 0   | 24  |
| Morgan, Quincy  | 0  | 3  | 0  | 0  | 0   | 0   | 0   | 0     | 0   | 18  |
| Suggs, Lee      | 2  | 1  | 0  | 0  | 0   | 0   | 0   | 0     | 0   | 18  |

| PASSING          | ATT | CMP | YDS   | PCT  | AV/AT | TD | TD% | INT | INT% | LG  | TKLD   | RATING |
|------------------|-----|-----|-------|------|-------|----|-----|-----|------|-----|--------|--------|
| Garcia, Jeff     | 252 | 144 | 1,731 | 57.1 | 6.87  | 10 | 4.0 | 9   | 3.6  | 99t | 24/99  | 76.7   |
| McCow, Luke      | 98  | 48  | 608   | 49.0 | 6.20  | 4  | 4.1 | 7   | 7.1  | 58t | 12/122 | 52.6   |
| Holcomb, Kelly   | 87  | 59  | 737   | 67.8 | 8.47  | 7  | 8.0 | 5   | 5.7  | 55t | 5/31   | 96.8   |
| Echemandu, Adam  | 1   | 0   | 0     | 0.0  | 0.00  | 0  | 0.0 | 0   | 0.0  | 0   | 0/0    | 39.6   |
| Jackson, Frisman | 1   | 0   | 0     | 0.0  | 0.00  | 0  | 0.0 | 0   | 0.0  | 0   | 0/0    | 39.6   |
| Browns           | 439 | 251 | 3,076 | 57.2 | 7.01  | 21 | 4.8 | 21  | 4.8  | 99t | 41/252 | 74.9   |
| Opponents        | 460 | 277 | 3,091 | 60.2 | 6.72  | 17 | 3.7 | 15  | 3.3  | 72t | 32/190 | 79.0   |

|                   |    |    |   |   |       |   |   |   |   |       |   |     |
|-------------------|----|----|---|---|-------|---|---|---|---|-------|---|-----|
| Davis, Andre'     | 0  | 2  | 0 | 0 | 0     | 0 | 0 | 0 | 0 | 0     | 0 | 12  |
| Garcia, Jeff      | 2  | 0  | 0 | 0 | 0     | 0 | 0 | 0 | 0 | 0     | 0 | 12  |
| Green, William    | 2  | 0  | 0 | 0 | 0     | 0 | 0 | 0 | 0 | 0     | 0 | 12  |
| Northcutt, Dennis | 0  | 2  | 0 | 0 | 0     | 0 | 0 | 0 | 0 | 0     | 0 | 12  |
| Alston, Richard   | 0  | 0  | 1 | 0 | 0     | 0 | 0 | 0 | 0 | 0     | 0 | 6   |
| Crocker, Chris    | 0  | 0  | 1 | 0 | 0     | 0 | 0 | 0 | 0 | 0     | 0 | 6   |
| Browns            | 6  | 21 | 2 | 0 | 28/28 | 0 | 0 | 0 | 0 | 24/29 | 0 | 276 |
| Opponents         | 22 | 17 | 6 | 0 | 44/44 | 0 | 0 | 0 | 0 | 24/28 | 1 | 390 |

SACKS: E. Ekuban 8.0, K. Lang 7.0, G. Warren 4.0, A. McCinley 3.0, C. Thompson 2.5, C. Crocker 2.0, T. Rogers 1.5, O. Roye 1.0, M. Myers 1.0, R. Griffith 1.0, W. Holdman 0.5, A. Davis 0.5  
**Browns: 32.0, Opponents: 41.0**

| RUSHING           | NO  | YDS   | AVG  | LG | TD |
|-------------------|-----|-------|------|----|----|
| Suggs, Lee        | 199 | 744   | 3.7  | 39 | 2  |
| Green, William    | 163 | 585   | 3.6  | 46 | 2  |
| Garcia, Jeff      | 35  | 169   | 4.8  | 21 | 2  |
| Jackson, James    | 12  | 81    | 6.8  | 38 | 0  |
| Echemandu, Adam   | 8   | 25    | 3.1  | 6  | 0  |
| McCow, Luke       | 6   | 25    | 4.2  | 11 | 0  |
| Northcutt, Dennis | 8   | 19    | 2.4  | 8  | 0  |
| Smith, Terelle    | 4   | 9     | 2.3  | 4  | 0  |
| Jackson, Frisman  | 1   | 4     | 4.0  | 4  | 0  |
| Frost, Derrick    | 1   | 1     | 1.0  | 1  | 0  |
| Holcomb, Kelly    | 3   | -2    | -0.7 | 0  | 0  |
| Davis, Andre'     | 1   | -3    | -3.0 | -3 | 0  |
| Browns            | 441 | 1,657 | 3.8  | 46 | 6  |
| Opponents         | 532 | 2,314 | 4.3  | 52 | 22 |

| RECEIVING         | NO  | YDS   | AVG  | LG  | TD |
|-------------------|-----|-------|------|-----|----|
| Bryant, Antonio   | 42  | 546   | 13.0 | 55t | 4  |
| Northcutt, Dennis | 55  | 806   | 14.7 | 58t | 2  |
| Heiden, Steve     | 28  | 287   | 10.3 | 30  | 5  |
| Shea, Aaron       | 26  | 252   | 9.7  | 35  | 4  |
| Suggs, Lee        | 20  | 178   | 8.9  | 59t | 1  |
| Davis, Andre'     | 16  | 416   | 26.0 | 99t | 2  |
| Green, William    | 14  | 84    | 6.0  | 17  | 0  |
| Jackson, Frisman  | 13  | 168   | 12.9 | 24  | 0  |
| Morgan, Quincy    | 9   | 144   | 16.0 | 46t | 3  |
| Smith, Terelle    | 7   | 39    | 5.6  | 16  | 0  |
| Jackson, James    | 6   | 22    | 3.7  | 13  | 0  |
| Winstow, Kellen   | 5   | 50    | 10.0 | 21  | 0  |
| King, Andre       | 5   | 49    | 9.8  | 16  | 0  |
| Echemandu, Adam   | 3   | 25    | 8.3  | 19  | 0  |
| Mustard, Chad     | 1   | 9     | 9.0  | 9   | 0  |
| Heinrich, Keith   | 1   | 1     | 1.0  | 1   | 0  |
| Browns            | 251 | 3,076 | 12.3 | 99t | 21 |
| Opponents         | 277 | 3,091 | 11.2 | 72t | 17 |

| INTERCEPTIONS      | NO | YDS | AVG  | LG   | TD |
|--------------------|----|-----|------|------|----|
| Henry, Anthony     | 4  | 83  | 20.8 | 51   | 0  |
| Davis, Andre'      | 3  | 35  | 11.7 | 30   | 0  |
| Sanders, Lewis     | 2  | 36  | 18.0 | 24   | 0  |
| McCutcheon, Daylon | 2  | 0   | 0.0  | 2    | 0  |
| Gardner, Barry     | 1  | 30  | 30.0 | 30   | 0  |
| Little, Earl       | 1  | 28  | 28.0 | 28   | 0  |
| Crocker, Chris     | 1  | 20  | 20.0 | 20t  | 1  |
| Griffith, Robert   | 1  | 18  | 18.0 | 18   | 0  |
| Browns             | 15 | 250 | 16.7 | 51   | 1  |
| Opponents          | 21 | 232 | 11.0 | 106t | 2  |

| PUNTING        | NO | YDS   | AVG  | IN20 | TB | LG | BLK |
|----------------|----|-------|------|------|----|----|-----|
| Frost, Derrick | 85 | 3,404 | 40.0 | 35.4 | 4  | 24 | 54  |
| Browns         | 85 | 3,404 | 40.0 | 35.4 | 4  | 24 | 54  |
| Opponents      | 85 | 3,537 | 41.6 | 33.9 | 11 | 21 | 62  |

| PUNT RETURNS      | NO | FC | YDS | AVG  | LG | TD |
|-------------------|----|----|-----|------|----|----|
| Northcutt, Dennis | 36 | 12 | 432 | 12.0 | 44 | 0  |
| Browns            | 36 | 12 | 432 | 12.0 | 44 | 0  |
| Opponents         | 48 | 10 | 313 | 6.5  | 49 | 0  |

| KICKOFF RETURNS  | NO | YDS   | AVG  | LG  | TD |
|------------------|----|-------|------|-----|----|
| Alston, Richard  | 46 | 1,016 | 22.1 | 93t | 1  |
| Brown, Dee       | 13 | 243   | 18.7 | 30  | 0  |
| King, Andre      | 5  | 95    | 19.0 | 24  | 0  |
| Jackson, Frisman | 4  | 70    | 17.5 | 22  | 0  |
| Jackson, James   | 2  | 39    | 19.5 | 23  | 0  |
| Mustard, Chad    | 2  | 13    | 6.5  | 9   | 0  |
| Shea, Aaron      | 2  | 19    | 9.5  | 13  | 0  |
| Sanders, Lewis   | 1  | 9     | 9.0  | 10  | 0  |
| Browns           | 75 | 1,504 | 20.1 | 93t | 1  |
| Opponents        | 59 | 1,336 | 22.6 | 93t | 1  |

| FIELD GOALS  | 1-19 | 20-29 | 30-39 | 40-49 | 50+ | TOT   |
|--------------|------|-------|-------|-------|-----|-------|
| Dawson, Phil | 0/0  | 11/11 | 6/8   | 6/9   | 1/1 | 24/29 |
| Browns       | 0/0  | 11/11 | 6/8   | 6/9   | 1/1 | 24/29 |
| Opponents    | 0/0  | 7/8   | 9/9   | 6/9   | 2/2 | 24/28 |

## 2005 (6-10)

COACH: Romeo Crennel  
 DIVISION FINISH: 4th AFC North  
 2005 USUAL STARTING LINEUPS

## OFFENSE

|       |                  |        |                   |
|-------|------------------|--------|-------------------|
| WR 81 | Antonio Bryant   | LDE 97 | Alvin McKinley    |
| LT 70 | L.J. Shelton     | NT 95  | Jason Fisk        |
| LG 63 | Joe Andruzzi     | RDE 99 | Orphous Roye      |
| C 50  | Jeff Faine       | LLB 55 | Matt Stewart      |
| RG 60 | Cosey Coleman    | MLB 54 | Andra Davis       |
| RT 72 | Ryan Tucker      | WLB 58 | Ben Taylor        |
| TE 82 | Steve Heiden     | RLB 51 | Chaun Thompson    |
| WR 86 | Dennis Northcutt | LCB 24 | Gary Baxter       |
| QB 8  | Trent Dilfer     | 28     | Leigh Bodden      |
| 9     | Charlie Frye     | RCB 33 | Daylon McCutcheon |
| FB 42 | Terrelle Smith   | SS 25  | Chris Crocker     |
| RB 34 | Reuben Droughns  | FS 27  | Brian Russell     |

## RADIO ANNOUNCERS:

Jim Donovan, Doug Dieken (WMMS 100.7 FM, WTAM 1100 AM)

| DATE  | RESULT   | OPPONENT               | ATT    |
|-------|----------|------------------------|--------|
| 9/11  | L, 13-27 | Cincinnati Bengals     | 73,013 |
| 9/18  | W, 26-24 | at Green Bay Packers   | 70,400 |
| 9/25  | L, 6-13  | at Indianapolis Colts  | 57,127 |
| 10/9  | W, 20-10 | Chicago Bears          | 73,079 |
| 10/16 | L, 3-16  | at Baltimore Ravens    | 70,196 |
| 10/23 | L, 10-13 | Detroit Lions          | 72,923 |
| 10/30 | L, 16-19 | at Houston Texans      | 70,064 |
| 11/6  | W, 20-14 | Tennessee Titans       | 72,594 |
| 11/13 | L, 21-34 | at Pittsburgh Steelers | 63,491 |
| 11/20 | W, 22-0  | Miami Dolphins         | 72,773 |
| 11/27 | L, 12-24 | at Minnesota Vikings   | 63,814 |
| 12/4  | L, 14-20 | Jacksonville Jaguars   | 70,941 |
| 12/11 | L, 20-23 | at Cincinnati Bengals  | 65,788 |
| 12/18 | W, 9-7   | at Oakland Raiders     | 41,862 |
| 12/24 | L, 0-41  | Pittsburgh Steelers    | 73,136 |
| 1/6   | W, 20-16 | Baltimore Ravens       | 69,871 |

| TEAM STATISTICS    | BROWNS  | OPPONENT |
|--------------------|---------|----------|
| Total First Downs  | 241     | 292      |
| Rushing            | 76      | 116      |
| Passing            | 149     | 161      |
| Penalty            | 16      | 15       |
| 3rd Down: Made/Att | 67/203  | 87/215   |
| 4th Down: Made/Att | 7/18    | 8/18     |
| Possession Avg.    | 28:00   | 32:00    |
| Total Net Yards    | 4,550   | 5,069    |
| Avg. Per Game      | 284.3   | 316.8    |
| Total Plays        | 938     | 1,021    |
| Avg. Per Play      | 4.9     | 5.0      |
| Net Yards Rushing  | 1,503   | 2,202    |
| Avg. Per Game      | 93.9    | 137.6    |
| Total Rushes       | 395     | 527      |
| Net Yards Passing  | 3,047   | 2,867    |
| Avg. Per Game      | 190.4   | 179.2    |
| Sacked/Yards Lost  | 46/276  | 23/142   |
| Gross Yards        | 3,323   | 3,009    |
| Att./Completions   | 498/297 | 471/279  |
| Had Intercepted    | 17      | 15       |
| Punts/Average      | 80/40.4 | 72/42.5  |
| Net Punting Avg.   | 80/33.8 | 72/35.1  |
| Penalties/Yards    | 99/770  | 97/716   |
| Fumbles/Ball Lost  | 27/13   | 21/8     |
| Touchdowns         | 22      | 31       |

| SCORE BY PERIODS | 1ST | 2ND | 3RD | 4TH | OT | TOT   |
|------------------|-----|-----|-----|-----|----|-------|
| Browns           | 56  | 65  | 52  | 59  | 0  | — 232 |
| Opponents        | 58  | 102 | 81  | 60  | 0  | — 301 |

| SCORING           | RU | PA | ST | DF | PAT   | ZRU | ZPA | FG    | SAF | TP  |
|-------------------|----|----|----|----|-------|-----|-----|-------|-----|-----|
| Dawson, Phil      | 0  | 0  | 0  | 0  | 19/21 | 0   | 0   | 27/29 | 0   | 100 |
| Bryant, Antonio   | 0  | 4  | 0  | 0  | 0/0   | 0   | 0   | 0/0   | 0   | 24  |
| Edwards, Braylon  | 0  | 3  | 0  | 0  | 0/0   | 0   | 0   | 0/0   | 0   | 18  |
| Heiden, Steve     | 0  | 3  | 0  | 0  | 0/0   | 0   | 0   | 0/0   | 0   | 18  |
| Northcutt, Dennis | 0  | 2  | 1  | 0  | 0/0   | 0   | 0   | 0/0   | 0   | 18  |
| Droughns, Reuben  | 2  | 0  | 0  | 0  | 0/0   | 0   | 0   | 0/0   | 0   | 12  |
| Bodden, Leigh     | 0  | 0  | 1  | 0  | 0/0   | 0   | 0   | 0/0   | 0   | 6   |
| Cribbs, Joshua    | 0  | 0  | 1  | 0  | 0/0   | 0   | 0   | 0/0   | 0   | 6   |

| PASSING          | ATT | CMP | YDS   | PCT  | AV/AT | TD | TD% | INT | INT% | LG  | TKLD   | RATING |
|------------------|-----|-----|-------|------|-------|----|-----|-----|------|-----|--------|--------|
| Dilfer, Trent    | 333 | 199 | 2,321 | 59.8 | 6.97  | 11 | 3.3 | 12  | 3.6  | 80t | 23/139 | 76.9   |
| Frye, Charlie    | 164 | 98  | 1,002 | 59.4 | 6.07  | 4  | 2.4 | 5   | 3.6  | 45t | 22/135 | 72.8   |
| Jackson, Frisman | 0   | 0   | 0     | 0    | 0     | 0  | 0   | 0   | 0    | 0   | 1/2    | 0      |
| Browns           | 498 | 297 | 3,323 | 59.6 | 6.67  | 15 | 3.0 | 17  | 3.6  | 80t | 46/276 | 75.4   |
| Opponents        | 471 | 279 | 3,009 | 59.2 | 6.39  | 19 | 4.0 | 15  | 3.2  | 51t | 23/142 | 78.2   |

|                  |    |    |   |   |       |   |   |     |       |   |     |
|------------------|----|----|---|---|-------|---|---|-----|-------|---|-----|
| Frye, Charlie    | 1  | 0  | 0 | 0 | 0/0   | 0 | 0 | 0/0 | 0     | 6 |     |
| Jackson, Frisman | 0  | 1  | 0 | 0 | 0/0   | 0 | 0 | 0/0 | 0     | 6 |     |
| Shea, Aaron      | 0  | 1  | 0 | 0 | 0/0   | 0 | 0 | 0/0 | 0     | 6 |     |
| Smith, Terrelle  | 0  | 1  | 0 | 0 | 0/0   | 0 | 0 | 0/0 | 0     | 6 |     |
| Wright, Jason    | 1  | 0  | 0 | 0 | 0/0   | 0 | 0 | 0/0 | 0     | 6 |     |
| Browns           | 4  | 15 | 3 | 0 | 19/21 | 0 | 0 | 0   | 27/29 | 0 | 232 |
| Opponents        | 11 | 19 | 1 | 0 | 31/31 | 0 | 0 | 0   | 28/35 | 0 | 301 |

SACKS: A.McKinley 5.0, C.Thompson 5.0, O.Royce 3.0, A.Davis 2.0, C.Crocker 2.0, K.Lang 2.0, N.Eason 2.0, E.Kelley 1.0, B.Pool 1.0 Browns: 23.0, Opponents: 46.0

| RUSHING           | NO  | YDS   | AVG  | LG  | TD |
|-------------------|-----|-------|------|-----|----|
| Droughns, Reuben  | 309 | 1,232 | 4.0  | 75t | 2  |
| Green, William    | 20  | 78    | 3.9  | 17  | 0  |
| Frye, Charlie     | 18  | 60    | 3.3  | 16  | 1  |
| Dilfer, Trent     | 20  | 46    | 2.3  | 12  | 0  |
| Northcutt, Dennis | 2   | 33    | 16.5 | 31  | 0  |
| Wright, Jason     | 11  | 27    | 2.5  | 6t  | 1  |
| Suggs, Lee        | 8   | 15    | 1.9  | 7   | 0  |
| Smith, Terrelle   | 6   | 9     | 1.5  | 4   | 0  |
| Bryant, Antonio   | 1   | 3     | 3.0  | 3   | 0  |
| Browns            | 395 | 1,503 | 3.8  | 75t | 4  |
| Opponents         | 527 | 2,202 | 4.2  | 80t | 11 |

| RECEIVING         | NO  | YDS   | AVG  | LG  | TD |
|-------------------|-----|-------|------|-----|----|
| Bryant, Antonio   | 69  | 1,009 | 14.6 | 54  | 4  |
| Heiden, Steve     | 43  | 401   | 9.3  | 62t | 3  |
| Northcutt, Dennis | 42  | 441   | 10.5 | 58t | 2  |
| Droughns, Reuben  | 39  | 369   | 9.5  | 51  | 0  |
| Edwards, Braylon  | 32  | 512   | 16.0 | 80t | 3  |
| Jackson, Frisman  | 24  | 287   | 12.0 | 68t | 1  |
| Shea, Aaron       | 18  | 153   | 8.5  | 27  | 1  |
| Smith, Terrelle   | 12  | 58    | 4.8  | 9   | 1  |
| Suggs, Lee        | 6   | 26    | 4.3  | 8   | 0  |
| Green, William    | 5   | 30    | 6.0  | 14  | 0  |
| Wright, Jason     | 3   | 15    | 5.0  | 15  | 0  |
| Irons, Paul       | 2   | 16    | 8.0  | 14  | 0  |
| Cribbs, Joshua    | 1   | 7     | 7.0  | 7   | 0  |
| Faine, Jeff       | 1   | -1    | -1.0 | -1  | 0  |
| Browns            | 297 | 3,323 | 11.2 | 80t | 15 |
| Opponents         | 279 | 3,009 | 10.8 | 51t | 19 |

| INTERCEPTIONS      | NO | YDS | AVG  | LG | TD |
|--------------------|----|-----|------|----|----|
| Russell, Brian     | 3  | 50  | 16.7 | 37 | 0  |
| Bodden, Leigh      | 3  | 6   | 2.0  | 6  | 0  |
| Crocker, Chris     | 2  | 35  | 17.5 | 24 | 0  |
| McCutcheon, Daylon | 2  | 14  | 7.0  | 14 | 0  |
| Baxter, Gary       | 2  | 10  | 5.0  | 10 | 0  |
| Davis, Andre'      | 1  | 14  | 14.0 | 14 | 0  |
| Pool, Brodney      | 1  | 1   | 1.0  | 1  | 0  |
| Stewart, Matt      | 1  | 0   | 0.0  | 0  | 0  |
| Browns             | 15 | 130 | 8.7  | 37 | 0  |
| Opponents          | 17 | 215 | 12.6 | 72 | 0  |

| PUNTING          | NO | YDS   | AVG  | IN20 | TB | LG | BLK |
|------------------|----|-------|------|------|----|----|-----|
| Richardson, Kyle | 78 | 3,181 | 40.8 | 34.0 | 9  | 61 | 0   |
| Dawson, Phil     | 2  | 53    | 26.5 | 0    | 31 | 0  | 0   |
| Browns           | 80 | 3,234 | 40.4 | 33.8 | 9  | 61 | 0   |
| Opponents        | 72 | 3,058 | 42.5 | 35.1 | 8  | 60 | 0   |

| PUNT RETURNS      | NO | FC | YDS | AVG  | LG  | TD |
|-------------------|----|----|-----|------|-----|----|
| Northcutt, Dennis | 35 | 13 | 368 | 10.5 | 62t | 1  |
| Cribbs, Joshua    | 1  | 0  | 5   | 5.0  | 5   | 0  |
| Jones, Sean       | 1  | 0  | 0   | 0.0  | 0   | 0  |
| Browns            | 37 | 13 | 373 | 10.1 | 62t | 1  |
| Opponents         | 36 | 9  | 347 | 9.6  | 51  | 0  |

| KICKOFF RETURNS  | NO | YDS   | AVG  | LG  | TD |
|------------------|----|-------|------|-----|----|
| Cribbs, Joshua   | 45 | 1,094 | 24.3 | 90t | 1  |
| Droughns, Reuben | 5  | 119   | 23.8 | 35  | 0  |
| Green, William   | 5  | 79    | 15.8 | 22  | 0  |
| Perkins, Antonio | 3  | 82    | 27.3 | 35  | 0  |
| McIntyre, Carey  | 3  | 47    | 15.7 | 17  | 0  |
| Shea, Aaron      | 3  | 29    | 9.7  | 13  | 0  |
| Smith, Terrelle  | 2  | 24    | 12.0 | 13  | 0  |
| Wright, Jason    | 1  | 17    | 17.0 | 17  | 0  |
| Jackson, Frisman | 1  | 15    | 15.0 | 15  | 0  |
| Browns           | 68 | 1,506 | 22.1 | 90t | 1  |
| Opponents        | 56 | 1,182 | 21.1 | 63  | 0  |

| FIELD GOALS  | 1-19 | 20-29 | 30-39 | 40-49 | 50+ | TOT   |
|--------------|------|-------|-------|-------|-----|-------|
| Dawson, Phil | 2/2  | 11/11 | 9/11  | 5/5   | 0/0 | 27/29 |
| Browns       | 2/2  | 11/11 | 9/11  | 5/5   | 0/0 | 27/29 |
| Opponents    | 0/0  | 10/10 | 11/12 | 6/10  | 1/3 | 28/35 |

# 2006 (4-12)

COACH: Romeo Crennel  
DIVISION FINISH: 4th AFC North  
2006 USUAL STARTING LINEUPS

## OFFENSE

|    |    |                 |
|----|----|-----------------|
| WR | 84 | Joe Jurevicius  |
| LT | 77 | Kevin Shaffer   |
| LG | 63 | Joe Andruzzi    |
| C  | 66 | Hank Fraley     |
| RG | 60 | Cosey Coleman   |
| RT | 72 | Ryan Tucker     |
| TE | 80 | Kellen Winslow  |
| WR | 17 | Brayton Edwards |
| QB | 9  | Charlie Frye    |
| FB | 42 | Terrelle Smith  |
| RB | 34 | Reuben Droughns |

## DEFENSE

|     |    |                  |
|-----|----|------------------|
| LDE | 99 | Orpheus Roye     |
| NT  | 92 | Ted Washington   |
| RDE | 97 | Alvin McKinley   |
| LLB | 55 | Wally McGinest   |
| MLB | 54 | Andrea Davis     |
| WLB | 58 | D'Owell Jackson  |
| RLB | 95 | Kameron McKinley |
| LCB | 28 | Leigh Bodden     |
| RCB | 39 | Daven Holly      |
| SS  | 26 | Sean Jones       |
| FS  | 27 | Brian Russell    |

## RADIO ANNOUNCERS:

Jim Donovan, Doug Dieken (WMMS 100.7 FM, WTAM 1100 AM)

| DATE  | RESULT        | OPPONENT               | ATT    |
|-------|---------------|------------------------|--------|
| 9/10  | L, 14-19      | New Orleans Saints     | 72,915 |
| 9/17  | L, 17-34      | at Cincinnati Bengals  | 66,072 |
| 9/24  | L, 14-15      | Baltimore Ravens       | 72,474 |
| 10/1  | W, 24-21      | at Oakland Raiders     | 61,426 |
| 10/8  | L, 12-20      | at Carolina Panthers   | 73,520 |
| 10/22 | L, 7-17       | Denver Broncos         | 73,024 |
| 10/29 | W, 20-13      | New York Jets          | 72,507 |
| 11/5  | L, 25-32      | at San Diego Chargers  | 65,558 |
| 11/12 | W, 17-13      | at Atlanta Falcons     | 70,793 |
| 11/19 | L, 20-24      | Pittsburgh Steelers    | 73,296 |
| 11/26 | L, 0-30       | Cincinnati Bengals     | 72,926 |
| 12/3  | W, 31-28 (OT) | Kansas City Chiefs     | 71,927 |
| 12/7  | L, 7-27       | at Pittsburgh Steelers | 55,246 |
| 12/17 | L, 17-27      | at Baltimore Ravens    | 70,857 |
| 12/24 | L, 7-22       | Tampa Bay Buccaneers   | 69,603 |
| 12/31 | L, 6-14       | at Houston Texans      | 70,097 |

## TEAM STATISTICS

|                    | BROWNS  | OPPONENT |
|--------------------|---------|----------|
| Total First Downs  | 250     | 303      |
| Rushing            | 72      | 107      |
| Passing            | 153     | 178      |
| Penalty            | 25      | 18       |
| 3rd Down: Made/Att | 70/209  | 100/228  |
| 3rd Down Pct.      | 33.5%   | 43.9%    |
| 4th Down: Made/Att | 6/15    | 4/10     |
| 4th Down Pct.      | 40.0%   | 40.0%    |
| Possession Avg.    | 29.21   | 30.39    |
| Total Net Yards    | 4,233   | 5,517    |
| Avg. Per Game      | 264.6   | 344.8    |
| Total Plays        | 938     | 1,041    |
| Avg. Per Play      | 4.5     | 5.3      |
| Net Yards Rushing  | 1,335   | 2,275    |
| Avg. Per Game      | 83.4    | 142.2    |
| Total Rushes       | 372     | 514      |
| Net Yards Passing  | 2,898   | 3,242    |
| Avg. Per Game      | 181.1   | 202.6    |
| Sacked/Yards Lost  | 54/349  | 28/137   |
| Gross Yards        | 3,247   | 3,379    |
| Att./Completions   | 512/318 | 499/283  |
| Completion Pct.    | 62.1%   | 56.7%    |
| Had Intercepted    | 25      | 18       |
| Punts/Average      | 83/43.6 | 77/43.0  |
| Net Punting Avg.   | 37.9    | 36.9     |
| Penalties/Yards    | 74/687  | 84/678   |
| Fumbles/Ball Lost  | 23/17   | 13/9     |
| Touchdowns         | 25      | 40       |
| Rushing            | 7       | 14       |
| Passing            | 15      | 20       |
| Returns            | 3       | 6        |

| SCORE BY PERIODS | 1ST | 2ND | 3RD | 4TH | OT | TOT   |
|------------------|-----|-----|-----|-----|----|-------|
| Browns           | 29  | 74  | 41  | 91  | 3  | — 238 |
| Opponents        | 64  | 90  | 95  | 107 | 0  | — 356 |

| SCORING          | RU | PA | ST | DF | PAT   | 2RU | 2PA | FG    | SAF | TP |
|------------------|----|----|----|----|-------|-----|-----|-------|-----|----|
| Dawson, Phil     | 0  | 0  | 0  | 0  | 25/25 | 0   | 0   | 21/29 | 0   | 88 |
| Edwards, Brayton | 6  | 0  | 6  | 0  | 0/0   | 0   | 0   | 0/0   | 0   | 36 |
| Droughns, Reuben | 4  | 4  | 0  | 0  | 0/0   | 0   | 0   | 0/0   | 0   | 24 |
| Jurevicius, Joe  | 3  | 0  | 3  | 0  | 0     | 0   | 0/0 | 0/0   | 0   | 18 |

| PASSING         | ATT | CMP | YDS   | PCT  | AVI/AT | TD | TD% | INT | INT% | LG | TKLD   | RATING |
|-----------------|-----|-----|-------|------|--------|----|-----|-----|------|----|--------|--------|
| Frye, Charlie   | 393 | 252 | 2,454 | 64.1 | 6.2    | 10 | 2.5 | 17  | 4.3  | 75 | 44/262 | 72.0   |
| Anderson, Derek | 117 | 66  | 793   | 56.4 | 6.8    | 5  | 4.3 | 8   | 6.8  | 54 | 8/66   | 63.1   |
| Dorsey, Ken     | 1   | 0   | 0     | 0.0  | 0.0    | 0  | 0.0 | 0   | 0.0  | 0  | 1/7    | 39.6   |
| Cribbs, Joshua  | 1   | 0   | 0     | 0.0  | 0.0    | 0  | 0.0 | 0   | 0.0  | 0  | 0/0    | 39.6   |
| Winslow, Kellen | 0   | 0   | 0     | 0.0  | 0.0    | 0  | 0.0 | 0   | 0.0  | 0  | 1/14   | 0.0    |
| Browns          | 512 | 318 | 3,247 | 62.1 | 6.3    | 15 | 2.9 | 25  | 4.9  | 75 | 54/349 | 69.7   |
| Opponents       | 499 | 283 | 3,379 | 56.7 | 6.8    | 20 | 4.0 | 18  | 3.6  | 77 | 28/137 | 75.9   |

|                  |    |    |    |   |   |   |       |       |   |     |
|------------------|----|----|----|---|---|---|-------|-------|---|-----|
| Frye, Charlie    | 3  | 3  | 0  | 0 | 0 | 0 | 0/0   | 0/0   | 0 | 18  |
| Winslow, Kellen  | 3  | 0  | 3  | 0 | 0 | 0 | 0/0   | 0/0   | 0 | 18  |
| Holly, Daven     | 2  | 0  | 0  | 2 | 0 | 0 | 0/0   | 0/0   | 0 | 12  |
| Heiden, Steve    | 2  | 0  | 2  | 0 | 0 | 0 | 0/0   | 0/0   | 0 | 12  |
| Dinkins, Darnell | 1  | 0  | 1  | 0 | 0 | 0 | 0/0   | 0/0   | 0 | 6   |
| Cribbs, Joshua   | 1  | 0  | 0  | 1 | 0 | 0 | 0/0   | 0/0   | 0 | 6   |
| Browns           | 25 | 7  | 15 | 3 | 0 | 0 | 25/25 | 21/29 | 0 | 238 |
| Opponents        | 40 | 14 | 20 | 6 | 0 | 0 | 36/38 | 26/31 | 1 | 356 |

SACKS: K.Wimbley 11.0, S.Fraser 4.5, W.McGinest 4.0, C.Thompson 2.0, A.McKinley 1.0, M.Stewart 1.0, A.Davis 1.0, B.Pool 1.0, L.Williams 1.0, O.Roye 1.0, S.Jones 0.5  
Browns: 28.0, Opponents: 54.0

| RUSHING           | NO  | YDS   | AVG  | LG | TD |
|-------------------|-----|-------|------|----|----|
| Droughns, Reuben  | 220 | 758   | 3.4  | 22 | 4  |
| Frye, Charlie     | 47  | 215   | 4.6  | 17 | 3  |
| Wright, Jason     | 62  | 189   | 3.0  | 18 | 0  |
| Harrison, Jerome  | 20  | 60    | 3.0  | 15 | 0  |
| Anderson, Derek   | 4   | 47    | 11.8 | 33 | 0  |
| Northcutt, Dennis | 3   | 32    | 10.7 | 16 | 0  |
| Smith, Terrelle   | 8   | 14    | 1.8  | 3  | 0  |
| Cribbs, Joshua    | 2   | 11    | 5.5  | 9  | 0  |
| Edwards, Brayton  | 3   | 7     | 2.3  | 8  | 0  |
| Vickers, Lawrence | 3   | 2     | 0.7  | 2  | 0  |
| Browns            | 372 | 1,335 | 3.6  | 33 | 7  |
| Opponents         | 514 | 2,275 | 4.4  | 59 | 14 |

| RECEIVING         | NO  | YDS   | AVG  | LG | TD |
|-------------------|-----|-------|------|----|----|
| Winslow, Kellen   | 89  | 875   | 9.8  | 40 | 3  |
| Edwards, Brayton  | 61  | 884   | 14.5 | 75 | 6  |
| Jurevicius, Joe   | 40  | 495   | 12.4 | 52 | 3  |
| Heiden, Steve     | 36  | 249   | 6.9  | 13 | 2  |
| Droughns, Reuben  | 27  | 169   | 6.3  | 24 | 0  |
| Northcutt, Dennis | 22  | 228   | 10.4 | 43 | 0  |
| Cribbs, Joshua    | 10  | 91    | 9.1  | 14 | 0  |
| Harrison, Jerome  | 9   | 47    | 5.2  | 12 | 0  |
| Smith, Terrelle   | 8   | 21    | 2.6  | 7  | 0  |
| Wright, Jason     | 6   | 82    | 13.7 | 54 | 0  |
| Vickers, Lawrence | 6   | 60    | 10.0 | 29 | 0  |
| Wilson, Travis    | 2   | 32    | 16.0 | 16 | 0  |
| Dinkins, Darnell  | 2   | 14    | 7.0  | 11 | 1  |
| Browns            | 318 | 3,247 | 10.2 | 75 | 15 |
| Opponents         | 283 | 3,379 | 11.9 | 77 | 20 |

| INTERCEPTIONS    | NO | YDS | AVG  | LG | TD |
|------------------|----|-----|------|----|----|
| Holly, Daven     | 5  | 127 | 25.4 | 57 | 1  |
| Jones, Sean      | 5  | 46  | 9.2  | 19 | 0  |
| Bodden, Leigh    | 2  | 48  | 24.0 | 35 | 0  |
| Davis, Andre'    | 2  | 19  | 9.5  | 19 | 0  |
| Baxter, Gary     | 1  | 10  | 10.0 | 10 | 0  |
| Russell, Brian   | 1  | 6   | 6.0  | 6  | 0  |
| McGinest, Willie | 1  | 0   | 0.0  | 0  | 0  |
| Pool, Brodney    | 1  | 0   | 0.0  | 0  | 0  |
| Browns           | 18 | 256 | 14.2 | 57 | 1  |
| Opponents        | 25 | 273 | 10.9 | 37 | 2  |

| PUNTING        | NO | YDS   | AVG  | IN20 | TB | LG | BLK |
|----------------|----|-------|------|------|----|----|-----|
| Zasludil, Dave | 81 | 3,563 | 44.0 | 38.4 | 7  | 61 | 0   |
| Dawson, Phil   | 2  | 58    | 29.0 | 19.0 | 1  | 31 | 0   |
| Browns         | 83 | 3,621 | 43.6 | 37.9 | 8  | 61 | 0   |
| Opponents      | 77 | 3,309 | 43.0 | 36.9 | 5  | 69 | 0   |

| PUNT RETURNS      | NO | FC | YDS | AVG  | LG | TD |
|-------------------|----|----|-----|------|----|----|
| Northcutt, Dennis | 28 | 13 | 312 | 11.1 | 81 | 0  |
| Cribbs, Joshua    | 6  | 3  | 51  | 8.5  | 34 | 0  |
| Jones, Sean       | 1  | 0  | 8   | 8.0  | 8  | 0  |
| Unck, Mason       | 1  | 0  | 0   | 0.0  | 0  | 0  |
| Browns            | 36 | 16 | 371 | 10.3 | 81 | 0  |
| Opponents         | 43 | 11 | 312 | 7.3  | 37 | 0  |

| KICKOFF RETURNS   | NO | YDS   | AVG  | LG | TD |
|-------------------|----|-------|------|----|----|
| Cribbs, Joshua    | 61 | 1,494 | 24.5 | 92 | 1  |
| Vickers, Lawrence | 5  | 84    | 16.8 | 22 | 0  |
| Dinkins, Darnell  | 3  | 44    | 14.7 | 20 | 0  |
| Heiden, Steve     | 1  | 11    | 11.0 | 11 | 0  |
| Friedman, Lennie  | 1  | 2     | 2.0  | 2  | 0  |
| Browns            | 71 | 1,635 | 23.0 | 92 | 1  |
| Opponents         | 48 | 1,053 | 21.9 | 99 | 1  |

| FIELD GOALS  | 1-19 | 20-29 | 30-39 | 40-49 | 50+ | TOT   |
|--------------|------|-------|-------|-------|-----|-------|
| Dawson, Phil | 0/0  | 5/6   | 9/10  | 6/12  | 1/1 | 21/29 |
| Browns       | 0/0  | 5/6   | 9/10  | 6/12  | 1/1 | 21/29 |
| Opponents    | 1/1  | 12/12 | 6/7   | 6/8   | 1/3 | 26/31 |

STAFF

PLAYERS

2015 SEASON

HISTORY

RECORDS

GAME DAY



# 2007 (10-6)

| <b>COACH:</b> Romeo Crennel  |                         |                        |  |
|--|-------------------------|------------------------|--|
| <b>DIVISION FINISH:</b> 2nd AFC North  |                         |                        |  |
| <b>2007 USUAL STARTING LINEUPS</b>   |                         |                        |  |
| OFFENSE  |                         | DEFENSE                |  |
| WR 84 Joe Jurevicius   | LDE 99 Orpheus Roye     | 91 Shaun Smith         |  |
| LT 73 Joe Thomas   | 91 Shaun Smith          | EThan Kelley           |  |
| LG 65 Eric Steinbach   | NT 78 Elthan Kelley     | 92 Ted Washington      |  |
| C 66 Hank Fraley   | RDE 98 Robaire Smith    | LLB 55 Willie McClinet |  |
| RG 68 Seth McKinney  | LLB 55 Willie McClinet  | MLB 54 Andra Davis     |  |
| 72 Ryan Tucker   | WRB 58 D'Owell Jackson  | WRB 17 Brayton Edwards |  |
| RT 77 Kevin Shaffer  | RLB 95 Kamerion Wimbley | QB 3 Derek Anderson    |  |
| TE 80 Kellen Winslow   | LCB 28 Leigh Bodden     | FB 47 Lawrence Vickers |  |
| WR 17 Brayton Edwards  | RCB 24 Eric Wright      | RB 31 Jamal Lewis      |  |
| QB 3 Derek Anderson  | SS 26 Sean Jones        |                        |  |
| FB 47 Lawrence Vickers   | FS 21 Brodney Pool      |                        |  |
| RB 31 Jamal Lewis  |                         |                        |  |
| <b>RADIO ANNOUNCERS:</b><br>Jim Donovan, Doug Dieken (WMMS 100.7 FM, WTAM 1100 AM) |                         |                        |  |

| DATE  | RESULT        | OPPONENT                | ATT    |
|-------|---------------|-------------------------|--------|
| 9/9   | L, 7-34       | Pittsburgh Steelers     | 73,089 |
| 9/16  | W, 51-45      | Cincinnati Bengals      | 72,801 |
| 9/23  | L, 24-26      | at Oakland Raiders      | 51,075 |
| 9/30  | W, 27-13      | Baltimore Ravens        | 73,024 |
| 10/7  | L, 17-34      | at New England Patriots | 68,756 |
| 10/14 | W, 41-31      | Miami Dolphins          | 73,198 |
| 10/28 | W, 27-20      | at St. Louis Rams       | 62,777 |
| 11/4  | W, 33-30 (OT) | Seattle Seahawks        | 72,927 |
| 11/11 | L, 28-31      | at Pittsburgh Steelers  | 64,781 |
| 11/18 | W, 33-30 (OT) | at Baltimore Ravens     | 71,055 |
| 11/25 | W, 27-17      | Houston Texans          | 72,926 |
| 12/2  | L, 21-27      | at Arizona Cardinals    | 64,791 |
| 12/9  | W, 24-18      | at New York Jets        | 76,822 |
| 12/16 | W, 8-0        | Buffalo Bills           | 73,196 |
| 12/23 | L, 14-19      | at Cincinnati Bengals   | 66,023 |
| 12/30 | W, 20-7       | San Francisco 49ers     | 73,041 |

| TEAM STATISTICS      | BROWNS  | OPPONENT |
|----------------------|---------|----------|
| Total First Downs    | 315     | 335      |
| Rushing              | 110     | 100      |
| Passing              | 192     | 211      |
| Penalty              | 13      | 24       |
| 3rd Down: Made/Att   | 86/204  | 79/215   |
| 3rd Down Pct.        | 42.2%   | 36.7%    |
| 4th Down: Made/Att   | 6/15    | 11/25    |
| 4th Down Pct.        | 40.0%   | 44.0%    |
| Possession Avg.      | 29:10   | 30:50    |
| Total Net Yards      | 5,621   | 5,753    |
| Avg. Per Game        | 351.3   | 359.6    |
| Total Plays          | 1,004   | 1,066    |
| Avg. Per Play        | 5.6     | 5.4      |
| Net Yards Rushing    | 1,895   | 2,072    |
| Avg. Per Game        | 118.4   | 129.5    |
| Total Rushes         | 440     | 460      |
| Net Yards Passing    | 3,726   | 3,681    |
| Avg. Per Game        | 232.9   | 230.1    |
| Sacked/Yards Lost    | 19/140  | 28/186   |
| Gross Yards          | 3,866   | 3,867    |
| Attempts/Completions | 545/305 | 578/340  |
| Completion Pct.      | 56.0%   | 58.8%    |
| Had Intercepted      | 20      | 17       |
| Punts/Average        | 69/42.0 | 69/40.2  |
| Net Punting Avg.     | 35.8    | 32.9     |
| Penalties/Yards      | 114/868 | 80/581   |
| Fumbles/Ball Lost    | 22/9    | 19/10    |
| Touchdowns           | 46      | 41       |
| Rushing              | 13      | 8        |
| Passing              | 29      | 29       |
| Returns              | 4       | 4        |

| SCORE BY PERIODS | 1ST | 2ND | 3RD | 4TH | OT | TOT   |
|------------------|-----|-----|-----|-----|----|-------|
| Browns           | 60  | 144 | 87  | 105 | 6  | — 402 |
| Opponents        | 85  | 112 | 82  | 103 | 0  | — 382 |

| SCORING      | TD | RU | PA | RT | PAT   | FG    | 2PT | PTS |
|--------------|----|----|----|----|-------|-------|-----|-----|
| Dawson, Phil | 0  | 0  | 0  | 0  | 42/43 | 26/30 | 0   | 120 |

| PASSING         | ATT | CMP | YDS   | PCT  | AVIAT | TD | TD% | INT | INT% | LG  | TKLD   | RATING |
|-----------------|-----|-----|-------|------|-------|----|-----|-----|------|-----|--------|--------|
| Anderson, Derek | 527 | 298 | 3,787 | 56.5 | 7.2   | 29 | 5.5 | 19  | 3.6  | 78T | 14/109 | 82.5   |
| Quinn, Brady    | 8   | 3   | 45    | 37.5 | 5.6   | 0  | 0.0 | 0   | 0.0  | 18  | 0/0    | 56.8   |
| Frye, Charlie   | 10  | 4   | 34    | 40.0 | 3.4   | 0  | 0.0 | 1   | 10.0 | 15  | 5/31   | 10.0   |
| Cribbs, Joshua  | 0   | 0   | 0     | 0.0  | 0.0   | 0  | 0.0 | 0   | 0.0  | 0   | 0/0    | 0.0    |
| Browns          | 545 | 305 | 3,866 | 56.0 | 7.1   | 29 | 5.3 | 20  | 3.7  | 78T | 19/140 | 80.7   |
| Opponents       | 578 | 340 | 3,867 | 58.8 | 6.7   | 29 | 5.0 | 17  | 2.9  | 42  | 28/186 | 83.4   |

|                   |    |    |    |   |       |       |   |     |
|-------------------|----|----|----|---|-------|-------|---|-----|
| Edwards, Brayton  | 16 | 0  | 16 | 0 | 0/0   | 0/0   | 0 | 96  |
| Lewis, Jamal      | 11 | 9  | 2  | 0 | 0/0   | 0/0   | 0 | 66  |
| Winslow, Kellen   | 5  | 0  | 5  | 0 | 0/0   | 0/0   | 1 | 32  |
| Jurevicius, Joe   | 3  | 0  | 3  | 0 | 0/0   | 0/0   | 1 | 20  |
| Cribbs, Joshua    | 3  | 0  | 0  | 3 | 0/0   | 0/0   | 0 | 18  |
| Anderson, Derek   | 3  | 3  | 0  | 0 | 0/0   | 0/0   | 0 | 18  |
| Vickers, Lawrence | 2  | 0  | 2  | 0 | 0/0   | 0/0   | 0 | 12  |
| Pool, Brodney     | 1  | 0  | 0  | 1 | 0/0   | 0/0   | 0 | 6   |
| Carter, Tim       | 1  | 0  | 1  | 0 | 0/0   | 0/0   | 0 | 6   |
| Wright, Jason     | 1  | 1  | 0  | 0 | 0/0   | 0/0   | 0 | 6   |
| Browns            | 46 | 13 | 29 | 4 | 42/43 | 26/30 | 2 | 402 |
| Opponents         | 41 | 8  | 29 | 4 | 38/38 | 32/35 | 1 | 382 |

**SACKS:** K.Wimbley 5.0, R.Smith 4.0, A.Peek 4.0, L.Williams 4.0, W.McGinest 3.0, S.Smith 2.0, E.Wright 1.0, E.Kelley 1.0, M.Adams 1.0, D.Jackson 1.0, C.Thompson 1.0, S.Jones 0.5, O.Roye 0.5  
**Browns: 28.0, Opponents: 19.0**

| RUSHING           | NO  | YDS   | AVG  | LG  | TD |
|-------------------|-----|-------|------|-----|----|
| Lewis, Jamal      | 298 | 1,304 | 4.4  | 66T | 9  |
| Wright, Jason     | 60  | 277   | 4.6  | 18  | 1  |
| Harrison, Jerome  | 23  | 142   | 6.2  | 17  | 0  |
| Anderson, Derek   | 32  | 70    | 2.2  | 11  | 3  |
| Cribbs, Joshua    | 9   | 61    | 6.8  | 18  | 0  |
| Vickers, Lawrence | 15  | 43    | 2.9  | 7   | 0  |
| Frye, Charlie     | 1   | 1     | 1.0  | 1   | 0  |
| Zastudil, Dave    | 2   | -3    | -1.5 | 0   | 0  |
| Browns            | 440 | 1,895 | 4.3  | 66T | 13 |
| Opponents         | 460 | 2,072 | 4.5  | 37  | 8  |

| RECEIVING         | NO  | YDS   | AVG  | LG  | TD |
|-------------------|-----|-------|------|-----|----|
| Winslow, Kellen   | 82  | 1,106 | 13.5 | 49  | 5  |
| Edwards, Brayton  | 80  | 1,289 | 16.1 | 78T | 16 |
| Jurevicius, Joe   | 50  | 614   | 12.3 | 50  | 3  |
| Lewis, Jamal      | 30  | 248   | 8.3  | 34  | 2  |
| Wright, Jason     | 24  | 233   | 9.7  | 23  | 0  |
| Vickers, Lawrence | 13  | 91    | 7.0  | 25  | 2  |
| Heiden, Steve     | 12  | 104   | 8.7  | 27  | 0  |
| Carter, Tim       | 8   | 117   | 14.6 | 22  | 1  |
| Cribbs, Joshua    | 3   | 37    | 12.3 | 18  | 0  |
| Harrison, Jerome  | 2   | 19    | 9.5  | 15  | 0  |
| Dinkins, Darnell  | 1   | 8     | 8.0  | 8   | 0  |
| Browns            | 305 | 3,866 | 12.7 | 78T | 29 |
| Opponents         | 340 | 3,867 | 11.4 | 42  | 29 |

| INTERCEPTIONS     | NO | YDS | AVG  | LG   | TD |
|-------------------|----|-----|------|------|----|
| Bodden, Leigh     | 6  | 75  | 12.5 | 26   | 0  |
| Jones, Sean       | 5  | 37  | 7.4  | 26   | 0  |
| Pool, Brodney     | 2  | 103 | 51.5 | 100T | 1  |
| McDonald, Brandon | 2  | 0   | 0.0  | 0    | 0  |
| Jackson, D'Owll   | 1  | 1   | 1.0  | 1    | 0  |
| Wright, Eric      | 1  | 0   | 0.0  | 0    | 0  |
| Browns            | 17 | 216 | 12.7 | 100T | 1  |
| Opponents         | 20 | 422 | 21.1 | 71T  | 2  |

| PUNTING        | NO | YDS   | AVG  | NET  | TB | IN | LG | B |
|----------------|----|-------|------|------|----|----|----|---|
| Zastudil, Dave | 49 | 2,046 | 41.8 | 34.6 | 4  | 14 | 64 | 0 |
| Player, Scott  | 13 | 593   | 45.6 | 40.3 | 2  | 6  | 57 | 0 |
| Ernstner, Paul | 7  | 256   | 36.6 | 35.6 | 0  | 2  | 43 | 0 |
| Browns         | 69 | 2,895 | 42.0 | 35.8 | 6  | 22 | 64 | 0 |
| Opponents      | 69 | 2,774 | 40.2 | 32.9 | 5  | 19 | 69 | 0 |

| PUNT RETURNS   | NO | FC | YDS | AVG  | LG  | TD |
|----------------|----|----|-----|------|-----|----|
| Cribbs, Joshua | 30 | 10 | 405 | 13.5 | 76T | 1  |
| Browns         | 30 | 10 | 405 | 13.5 | 76T | 1  |
| Opponents      | 34 | 8  | 308 | 9.1  | 94T | 1  |

| KICKOFF RETURNS  | NO | YDS   | AVG  | LG   | TD |
|------------------|----|-------|------|------|----|
| Cribbs, Joshua   | 59 | 1,809 | 30.7 | 100T | 2  |
| Dinkins, Darnell | 7  | 62    | 8.9  | 19   | 0  |
| Wright, Jason    | 3  | 49    | 16.3 | 20   | 0  |
| Friedman, Lennie | 2  | 14    | 7.0  | 13   | 0  |
| Jurevicius, Joe  | 1  | 9     | 9.0  | 9    | 0  |
| Browns           | 72 | 1,943 | 27.0 | 100T | 2  |
| Opponents        | 76 | 1,590 | 20.9 | 65   | 0  |

| FIELD GOALS  | 1-19 | 20-29 | 30-39 | 40-49 | 50+ | TOT   |
|--------------|------|-------|-------|-------|-----|-------|
| Dawson, Phil | 2/2  | 9/10  | 7/8   | 7/8   | 1/2 | 26/30 |
| Browns       | 2/2  | 9/10  | 7/8   | 7/8   | 1/2 | 26/30 |
| Opponents    | 1/1  | 12/12 | 11/11 | 8/11  | 0/0 | 32/35 |

# 2008 (4-12)

**COACH:** Romeo Crennel  
**DIVISION FINISH:** 4th AFC North  
**2008 USUAL STARTING LINEUPS**

| OFFENSE |                  | DEFENSE |                  |
|---------|------------------|---------|------------------|
| WR 18   | Donte Stallworth | LE 99   | Corey Williams   |
| 12      | Syndric Steptoe  | NT 92   | Shaun Rogers     |
| LT 73   | Joe Thomas       | RE 99   | Shaun Smith      |
| LG 65   | Eric Steinbach   | 93      | Louis Leonard    |
| C 66    | Hank Fraley      | LOLB 55 | Willie McGinest  |
| RG 70   | Rex Hadnot       | MLB 54  | Andra Davis      |
| RT 77   | Kevin Shaffer    | WLB 52  | D'Owell Jackson  |
| TE 80   | Kellen Winslow   | ROLB 95 | Kameron Wimbley  |
| 82      | Steve Helden     | LCB 24  | Eric Wright      |
| WR 17   | Braylon Edwards  | RCB 22  | Brandon McDonald |
| QB 3    | Derek Anderson   | SS 26   | Sean Jones       |
| RB 31   | Jamal Lewis      | SS 26   | Mike Adams       |
| FB 47   | Lawrence Vickers | 20      | Mike Adams       |
| 41      | Charles Ali      | FS 21   | Brodney Pool     |

**RADIO ANNOUNCERS:**  
 Jim Donovan, Doug Dieken (WVMS 100.7 FM, WTAM 1100 AM)

| DATE  | RESULT   | OPPONENT                | ATT    |
|-------|----------|-------------------------|--------|
| 9/7   | L, 10-28 | Dallas Cowboys          | 73,012 |
| 9/14  | L, 6-10  | Pittsburgh Steelers     | 73,048 |
| 9/21  | L, 10-28 | at Baltimore Ravens     | 71,104 |
| 9/28  | W, 20-12 | at Cincinnati Bengals   | 65,541 |
| 10/13 | W, 35-14 | New York Giants         | 73,102 |
| 10/19 | L, 11-14 | at Washington Redskins  | 90,487 |
| 10/26 | W, 23-17 | at Jacksonville Jaguars | 64,775 |
| 11/2  | L, 27-37 | Baltimore Ravens        | 73,078 |
| 11/6  | L, 30-34 | Denver Broncos          | 73,141 |
| 11/17 | W, 29-27 | at Buffalo Bills        | 71,645 |
| 11/23 | L, 6-16  | Houston Texans          | 72,077 |
| 11/30 | L, 6-10  | Indianapolis Colts      | 72,411 |
| 12/7  | L, 9-28  | at Tennessee Titans     | 69,143 |
| 12/15 | L, 10-30 | at Philadelphia Eagles  | 69,144 |
| 12/21 | L, 0-14  | Cincinnati Bengals      | 72,361 |
| 12/28 | L, 0-31  | at Pittsburgh Steelers  | 63,553 |

| TEAM STATISTICS    |  | BROWNS  | OPPONENT |
|--------------------|--|---------|----------|
| Total First Downs  |  | 233     | 315      |
| Rushing            |  | 84      | 125      |
| Passing            |  | 127     | 176      |
| Penalty            |  | 22      | 14       |
| 3rd Down: Made/Att |  | 72/212  | 95/207   |
| 3rd Down Pct.      |  | 34.0    | 45.9     |
| 4th Down: Made/Att |  | 6/14    | 11/17    |
| 4th Down Pct.      |  | 42.9    | 64.7     |
| Possession Avg.    |  | 27:33   | 32:27    |
| Total Net Yards    |  | 3,985   | 5,704    |
| Avg. Per Game      |  | 249.1   | 356.5    |
| Total Plays        |  | 921     | 1,004    |
| Avg. Per Play      |  | 4.3     | 5.7      |
| Net Yards Rushing  |  | 1,605   | 2,431    |
| Avg. Per Game      |  | 100.3   | 151.9    |
| Total Rushes       |  | 409     | 541      |
| Net Yards Passing  |  | 2,380   | 3,273    |
| Avg. Per Game      |  | 148.8   | 204.6    |
| Sacked/Yards Lost  |  | 24/157  | 17/90    |
| Gross Yards        |  | 2,537   | 3,363    |
| Att./Completions   |  | 488/238 | 446/286  |
| Completion Pct.    |  | 48.8    | 64.1     |
| Had Intercepted    |  | 20      | 23       |
| Punts/Average      |  | 76/45.3 | 59/40.7  |
| Net Punting Avg.   |  | 76/39.3 | 59/34.1  |
| Penalties/Yards    |  | 100/669 | 95/770   |
| Fumbles/Ball Lost  |  | 17/6    | 19/8     |
| Touchdowns         |  | 20      | 42       |
| Rushing            |  | 6       | 16       |
| Passing            |  | 11      | 19       |
| Returns            |  | 3       | 7        |

| SCORE BY PERIODS |  | 1ST | 2ND | 3RD | 4TH | OT | TOT   |
|------------------|--|-----|-----|-----|-----|----|-------|
| Browns           |  | 45  | 76  | 29  | 82  | 0  | — 232 |
| Opponents        |  | 51  | 119 | 74  | 106 | 0  | — 350 |

| SCORING          |  | TD | RU | PA | RT | PAT   | FG    | 2PT | PTS |
|------------------|--|----|----|----|----|-------|-------|-----|-----|
| Dawson, Phil     |  | 0  | 0  | 0  | 0  | 18/18 | 30/36 | 0   | 108 |
| Lewis, Jamal     |  | 4  | 4  | 0  | 0  | 0/0   | 0/0   | 0   | 24  |
| Edwards, Braylon |  | 3  | 0  | 3  | 0  | 0/0   | 0/0   | 2   | 22  |
| Cribbs, Joshua   |  | 3  | 1  | 1  | 1  | 0/0   | 0/0   | 0   | 18  |

| PASSING           |  | ATT | CMP | YDS   | PCT  | AV/AT |
|-------------------|--|-----|-----|-------|------|-------|
| Anderson, Derek   |  | 283 | 142 | 1,615 | 50.2 | 5.71  |
| Dorsey, Ken       |  | 91  | 43  | 370   | 47.3 | 4.07  |
| Quinn, Brady      |  | 89  | 45  | 518   | 50.6 | 5.82  |
| Gradkowski, Bruce |  | 21  | 7   | 26    | 33.3 | 1.24  |
| Cribbs, Joshua    |  | 4   | 1   | 8     | 25.0 | 2.00  |
| Browns            |  | 488 | 238 | 2,537 | 48.8 | 5.20  |
| Opponents         |  | 446 | 286 | 3,363 | 64.1 | 7.54  |

|                   |  |    |    |    |   |       |       |   |     |
|-------------------|--|----|----|----|---|-------|-------|---|-----|
| Winslow, Kellen   |  | 3  | 0  | 3  | 0 | 0/0   | 0/0   | 0 | 18  |
| Harrison, Jerome  |  | 2  | 1  | 1  | 0 | 0/0   | 0/0   | 0 | 12  |
| Dinkins, Darnell  |  | 1  | 0  | 1  | 0 | 0/0   | 0/0   | 0 | 6   |
| McDonald, Brandon |  | 1  | 0  | 0  | 1 | 0/0   | 0/0   | 0 | 6   |
| Stallworth, Donte |  | 1  | 0  | 1  | 0 | 0/0   | 0/0   | 0 | 6   |
| Wright, Eric      |  | 1  | 0  | 0  | 1 | 0/0   | 0/0   | 0 | 6   |
| Wright, Jason     |  | 1  | 0  | 1  | 0 | 0/0   | 0/0   | 0 | 6   |
| Browns            |  | 20 | 6  | 11 | 3 | 18/18 | 30/36 | 2 | 232 |
| Opponents         |  | 42 | 16 | 19 | 7 | 41/41 | 19/28 | 0 | 350 |

**SACKS:** S.Rogers 4.5, K.Wimbley 4.0, A.Hall 3.0, D.Jackson 2.0, B.Pool 1.0, W.McGinest 1.0, N.Sorensen 0.5, C.Williams 0.5, S.Thomas 0.5  
**Browns:** 17.0, Opponents: 24.0

| RUSHING           |  | NO  | YDS   | AVG  | LG | TD |
|-------------------|--|-----|-------|------|----|----|
| Lewis, Jamal      |  | 279 | 1,002 | 3.6  | 29 | 4  |
| Harrison, Jerome  |  | 34  | 246   | 7.2  | 72 | 1  |
| Cribbs, Joshua    |  | 29  | 167   | 5.8  | 27 | 1  |
| Wright, Jason     |  | 23  | 85    | 3.7  | 11 | 0  |
| Anderson, Derek   |  | 25  | 55    | 2.2  | 15 | 0  |
| Vickers, Lawrence |  | 10  | 31    | 3.1  | 10 | 0  |
| Quinn, Brady      |  | 5   | 21    | 4.2  | 12 | 0  |
| Gradkowski, Bruce |  | 1   | 2     | 2.0  | 2  | 0  |
| Dorsey, Ken       |  | 2   | 0     | 0.0  | 0  | 0  |
| Stallworth, Donte |  | 1   | -4    | -4.0 | 4  | 0  |
| Browns            |  | 409 | 1,605 | 3.9  | 72 | 6  |
| Opponents         |  | 541 | 2,431 | 4.5  | 60 | 16 |

| RECEIVING         |  | NO  | YDS   | AVG  | LG | TD |
|-------------------|--|-----|-------|------|----|----|
| Edwards, Braylon  |  | 55  | 873   | 15.9 | 70 | 3  |
| Winslow, Kellen   |  | 43  | 428   | 10.0 | 30 | 3  |
| Helden, Steve     |  | 23  | 249   | 10.8 | 51 | 0  |
| Lewis, Jamal      |  | 23  | 178   | 7.7  | 18 | 0  |
| Wright, Jason     |  | 22  | 156   | 7.1  | 17 | 1  |
| Steptoe, Syndric  |  | 19  | 182   | 9.6  | 53 | 0  |
| Stallworth, Donte |  | 17  | 170   | 10.0 | 19 | 1  |
| Harrison, Jerome  |  | 12  | 116   | 9.7  | 23 | 1  |
| Vickers, Lawrence |  | 10  | 78    | 7.8  | 21 | 0  |
| Dinkins, Darnell  |  | 5   | 41    | 8.2  | 22 | 1  |
| Ali, Charles      |  | 4   | 13    | 3.3  | 12 | 0  |
| Cribbs, Joshua    |  | 2   | 18    | 9.0  | 17 | 1  |
| Rucker, Martin    |  | 2   | 17    | 8.5  | 9  | 0  |
| Sanders, Steve    |  | 1   | 18    | 18.0 | 18 | 0  |
| Browns            |  | 238 | 2,537 | 10.7 | 70 | 11 |
| Opponents         |  | 286 | 3,363 | 11.8 | 93 | 19 |

| INTERCEPTIONS     |  | NO | YDS | AVG  | LG | TD |
|-------------------|--|----|-----|------|----|----|
| McDonald, Brandon |  | 5  | 146 | 29.2 | 98 | 1  |
| Jones, Sean       |  | 4  | 27  | 6.8  | 20 | 0  |
| Wright, Eric      |  | 3  | 131 | 43.7 | 94 | 1  |
| Pool, Brodney     |  | 3  | 45  | 15.0 | 24 | 0  |
| Jackson, D'Owell  |  | 3  | 29  | 9.7  | 16 | 0  |
| Adams, Mike       |  | 2  | 18  | 9.0  | 18 | 0  |
| Cousin, Terry     |  | 1  | 4   | 4.0  | 4  | 0  |
| Davis, Andra      |  | 1  | 4   | 4.0  | 4  | 0  |
| Wimbley, Kameron  |  | 1  | 2   | 2.0  | 2  | 0  |
| Browns            |  | 23 | 406 | 17.7 | 98 | 2  |
| Opponents         |  | 20 | 381 | 19.1 | 50 | 5  |

| PUNTING        |  | NO | YDS   | AVG  | NET  | TB | IN | LG | B |
|----------------|--|----|-------|------|------|----|----|----|---|
| Zastudil, Dave |  | 75 | 3,410 | 45.5 | 39.4 | 11 | 23 | 65 | 0 |
| Dawson, Phil   |  | 1  | 33    | 33.0 | 33.0 | 0  | 1  | 33 | 0 |
| Browns         |  | 76 | 3,443 | 45.3 | 39.3 | 11 | 24 | 65 | 0 |
| Opponents      |  | 59 | 2,403 | 40.7 | 34.1 | 7  | 18 | 59 | 0 |

| PUNT RETURNS     |  | NO | FC | YDS | AVG  | LG | TD |
|------------------|--|----|----|-----|------|----|----|
| Cribbs, Joshua   |  | 28 | 7  | 228 | 8.1  | 32 | 0  |
| Steptoe, Syndric |  | 2  | 0  | 23  | 11.5 | 14 | 0  |
| Browns           |  | 30 | 7  | 251 | 8.4  | 32 | 0  |
| Opponents        |  | 32 | 7  | 235 | 7.3  | 44 | 0  |

| KICKOFF RETURNS  |  | NO | YDS   | AVG  | LG | TD |
|------------------|--|----|-------|------|----|----|
| Cribbs, Joshua   |  | 44 | 1,110 | 25.2 | 92 | 1  |
| Dinkins, Darnell |  | 3  | 37    | 12.3 | 14 | 0  |
| Lawson, Gerard   |  | 3  | 72    | 24.0 | 43 | 0  |
| Steptoe, Syndric |  | 3  | 61    | 20.3 | 23 | 0  |
| Ali, Charles     |  | 1  | 10    | 10.0 | 10 | 0  |
| Cieslak, Brad    |  | 1  | 7     | 7.0  | 7  | 0  |
| McKinney, Seth   |  | 1  | 0     | 0.0  | 0  | 0  |
| Sowells, Isaac   |  | 1  | 0     | 0.0  | 0  | 0  |
| Wright, Jason    |  | 1  | 15    | 15.0 | 15 | 0  |
| Browns           |  | 58 | 1,312 | 22.6 | 92 | 1  |
| Opponents        |  | 53 | 1,228 | 23.2 | 98 | 1  |

| FIELD GOALS  |  | 1-19 | 20-29 | 30-39 | 40-49 | 50+ | TOT   |
|--------------|--|------|-------|-------|-------|-----|-------|
| Dawson, Phil |  | 0/0  | 10/10 | 12/14 | 5/6   | 3/6 | 30/36 |
| Browns       |  | 0/0  | 10/10 | 12/14 | 5/6   | 3/6 | 30/36 |
| Opponents    |  | 0/0  | 4/4   | 10/13 | 4/9   | 1/2 | 19/22 |

| PASSING           |  | TD | TD% | INT | INT% | LG | TKLD   | RATING |
|-------------------|--|----|-----|-----|------|----|--------|--------|
| Anderson, Derek   |  | 9  | 3.2 | 8   | 2.8  | 70 | 14/87  | 66.5   |
| Dorsey, Ken       |  | 0  | 0.0 | 7   | 7.7  | 28 | 5/43   | 26.4   |
| Quinn, Brady      |  | 2  | 2.2 | 2   | 2.2  | 42 | 1/9    | 66.6   |
| Gradkowski, Bruce |  | 0  | 0.0 | 3   | 14.3 | 12 | 4/18   | 28.8   |
| Cribbs, Joshua    |  | 0  | 0.0 | 0   | 0.0  | 8  | 0/0    | 39.6   |
| Browns            |  | 11 | 2.3 | 20  | 4.1  | 70 | 24/157 | 54.8   |
| Opponents         |  | 19 | 4.3 | 23  | 5.2  | 93 | 17/90  | 79.7   |

# 2009 (5-11)

COACH: Eric Mangini  
 DIVISION FINISH: 4th AFC North  
 2009 USUAL STARTING LINEUPS

| OFFENSE                 |                         | DEFENSE                 |  |
|-------------------------|-------------------------|-------------------------|--|
| WR 16 Joshua Cribbs     | DE 90 Kenyon Coleman    | LE 90 Kenyon Coleman    |  |
| LT 73 Joe Thomas        | NT 92 Shaun Rogers      | NT 92 Shaun Rogers      |  |
| LG 65 Eric Steinbach    | RE 98 Robaire Smith     | RE 98 Robaire Smith     |  |
| C 55 Alex Mack          | OLB 95 Kamerion Wimbley | OLB 95 Kamerion Wimbley |  |
| RG 77 Floyd Womack      | ILB 96 David Bowens     | ILB 96 David Bowens     |  |
| RT 78 John St. Clair    | ILB 50 Eric Barton      | ILB 50 Eric Barton      |  |
| TE 84 Robert Royal      | 93 Jason Trusnik        | 93 Jason Trusnik        |  |
| WR 11 Mohamed Massaquoi | OLB 96 David Bowens     | OLB 96 David Bowens     |  |
| QB 10 Brady Quinn       | LCB 24 Eric Wright      | LCB 24 Eric Wright      |  |
| 3 Derek Anderson        | RCB 22 Brandon McDonald | RCB 22 Brandon McDonald |  |
| RB 31 Jamal Lewis       | 20 Mike Adams           | 20 Mike Adams           |  |
| 35 Jerome Harrison      | S 21 Brodney Pool       | S 21 Brodney Pool       |  |
| FB 47 Lawrence Vickers  | S 26 Abram Elam         | S 26 Abram Elam         |  |

RADIO ANNOUNCERS:  
 Jim Donovan, Doug Dieken (WMMS 100.7 FM, WTAM 1100 AM)

| DATE  | RESULT        | OPPONENT               | ATT    |
|-------|---------------|------------------------|--------|
| 9/13  | L, 20-34      | Minnesota Vikings      | 70/560 |
| 9/20  | L, 6-27       | at Denver Broncos      | 73/931 |
| 9/27  | L, 3-34       | at Baltimore Ravens    | 70/950 |
| 10/4  | L, 20-23 (OT) | Cincinnati Bengals     | 69/844 |
| 10/11 | W, 6-3        | at Buffalo Bills       | 70/526 |
| 10/18 | L, 14-27      | at Pittsburgh Steelers | 64/398 |
| 10/25 | L, 3-31       | Green Bay Packers      | 69/797 |
| 11/1  | L, 6-30       | at Chicago Bears       | 62/262 |
| 11/16 | L, 0-16       | Baltimore Ravens       | 69/923 |
| 11/22 | L, 37-38      | at Detroit Lions       | 43/170 |
| 11/29 | L, 7-16       | at Cincinnati Bengals  | 64/553 |
| 12/6  | L, 23-30      | San Diego Chargers     | 67/978 |
| 12/10 | W, 13-6       | Pittsburgh Steelers    | 69/909 |
| 12/20 | W, 41-34      | at Kansas City Chiefs  | 53/315 |
| 12/27 | W, 23-9       | Oakland Raiders        | 67/964 |
| 1/3   | W, 23-17      | Jacksonville Jaguars   | 66/935 |

| TEAM STATISTICS    | BROWNS  | OPPONENT |
|--------------------|---------|----------|
| Total First Downs  | 237     | 336      |
| Rushing            | 102     | 120      |
| Passing            | 118     | 189      |
| Penalty            | 17      | 27       |
| 3rd Down: Made/Att | 76/233  | 86/221   |
| 3rd Down Pct.      | 32.6    | 38.9     |
| 4th Down: Made/Att | 10/15   | 10/20    |
| 4th Down Pct.      | 66.7    | 50.0     |
| Possession Avg.    | 28.28   | 31.32    |
| Total Net Yards    | 4,163   | 6,229    |
| Avg. Per Game      | 260.2   | 389.3    |
| Total Plays        | 971     | 1,072    |
| Avg. Per Play      | 4.3     | 5.8      |
| Net Yards Rushing  | 2,087   | 2,314    |
| Avg. Per Game      | 130.4   | 144.6    |
| Total Rushes       | 498     | 506      |
| Net Yards Passing  | 2,076   | 3,915    |
| Avg. Per Game      | 129.8   | 244.7    |
| Sacked/Yards Lost  | 30/179  | 40/234   |
| Gross Yards        | 2,255   | 4,149    |
| Att./Completions   | 443/219 | 526/313  |
| Completion Pct.    | 49.4    | 59.5     |
| Had Intercepted    | 18      | 10       |
| Punts/Average      | 94/42.3 | 77/43.1  |
| Net Punting Avg.   | 94/37.8 | 77/35.4  |
| Penalties/Yards    | 77/768  | 101/812  |
| Fumbles/Ball Lost  | 21/13   | 17/9     |
| Touchdowns         | 25      | 41       |
| Rushing            | 10      | 15       |
| Passing            | 11      | 22       |
| Returns            | 4       | 4        |

| SCORE BY PERIODS | 1ST | 2ND | 3RD | 4TH | OT | TOT |
|------------------|-----|-----|-----|-----|----|-----|
| Browns           | 66  | 70  | 46  | 63  | 0  | 245 |
| Opponents        | 65  | 132 | 87  | 88  | 3  | 375 |

| SCORING          | TD | RU | PA | RT | PAT   | FG    | 2PT | PTS |
|------------------|----|----|----|----|-------|-------|-----|-----|
| Dawson, Phil     | 0  | 0  | 0  | 0  | 18/19 | 17/19 | 0   | 69  |
| Harrison, Jerome | 7  | 5  | 2  | 0  | 0/0   | 0/0   | 0   | 46  |
| Cribbs, Joshua   | 6  | 1  | 1  | 4  | 0/0   | 0/0   | 0   | 36  |
| Cundiff, Billy   | 0  | 0  | 0  | 0  | 4/4   | 6/6   | 0   | 22  |

|                    |    |    |    |   |       |       |   |     |
|--------------------|----|----|----|---|-------|-------|---|-----|
| Massaquoi, Mohamed | 3  | 0  | 3  | 0 | 0/0   | 0/0   | 0 | 18  |
| Anderson, Derek    | 2  | 2  | 0  | 0 | 0/0   | 0/0   | 0 | 12  |
| Stuckey, Chansi    | 1  | 0  | 1  | 0 | 0/0   | 0/0   | 0 | 6   |
| Gaines, Michael    | 1  | 0  | 1  | 0 | 0/0   | 0/0   | 0 | 6   |
| Heiden, Steve      | 1  | 0  | 1  | 0 | 0/0   | 0/0   | 0 | 6   |
| Jennings, Chris    | 1  | 1  | 0  | 0 | 0/0   | 0/0   | 0 | 6   |
| Quinn, Brady       | 1  | 1  | 0  | 0 | 0/0   | 0/0   | 0 | 6   |
| Royal, Robert      | 1  | 0  | 1  | 0 | 0/0   | 0/0   | 0 | 6   |
| Vickers, Lawrence  | 1  | 0  | 1  | 0 | 0/0   | 0/0   | 0 | 6   |
| Lewis, Jamal       | 0  | 0  | 0  | 0 | 0/0   | 0/0   | 1 | 2   |
| Browns             | 25 | 10 | 11 | 4 | 22/23 | 23/25 | 1 | 245 |
| Opponents          | 41 | 15 | 22 | 4 | 39/41 | 30/36 | 0 | 375 |

SACKS: K.Wimbley 6.5, D.Bowens 5.5, M.Roth 4.0, C.Williams 4.0, M.Benard 3.5, J.Trusnik 2.5, K.Malava 2.5, S.Rogers 2.0, R.Smith 1.5, B.Schaeferling 1.5, K.Coleman 1.5, H.Poteat 1.0, M.Adams 1.0, B.Pool 1.0, A.Elam 1.0, B.McDonald 1.0 Browns: 40.0, Opponents: 30.0

| RUSHING            | NO  | YDS   | AVG  | LG  | TD |
|--------------------|-----|-------|------|-----|----|
| Harrison, Jerome   | 194 | 862   | 4.4  | 71t | 5  |
| Lewis, Jamal       | 143 | 500   | 3.5  | 18  | 0  |
| Cribbs, Joshua     | 55  | 381   | 6.9  | 37  | 1  |
| Jennings, Chris    | 63  | 220   | 3.5  | 16  | 1  |
| Quinn, Brady       | 20  | 98    | 4.9  | 24  | 1  |
| Davis, James       | 9   | 15    | 1.7  | 5   | 0  |
| Anderson, Derek    | 10  | 8     | 0.8  | 3   | 2  |
| Stuckey, Chansi    | 2   | 6     | 3.0  | 6   | 0  |
| Hodges, Reggie     | 1   | 0     | 0.0  | 0   | 0  |
| Massaquoi, Mohamed | 1   | -3    | -3.0 | -3  | 0  |
| Browns             | 498 | 2,087 | 4.2  | 71t | 10 |
| Opponents          | 506 | 2,314 | 4.6  | 64t | 15 |

| RECEIVING          | NO  | YDS   | AVG  | LG  | TD |
|--------------------|-----|-------|------|-----|----|
| Massaquoi, Mohamed | 34  | 624   | 18.4 | 59t | 3  |
| Harrison, Jerome   | 34  | 220   | 6.5  | 18  | 2  |
| Furrey, Mike       | 23  | 170   | 7.4  | 22  | 0  |
| Cribbs, Joshua     | 20  | 135   | 6.8  | 35  | 1  |
| Stuckey, Chansi    | 19  | 198   | 10.4 | 40t | 1  |
| Moore, Evan        | 12  | 158   | 13.2 | 24  | 0  |
| Royal, Robert      | 11  | 134   | 12.2 | 29  | 1  |
| Edwards, Brayton   | 10  | 139   | 13.9 | 24  | 0  |
| Heiden, Steve      | 10  | 73    | 7.3  | 14  | 1  |
| Jennings, Chris    | 9   | 56    | 6.2  | 19  | 0  |
| Lewis, Jamal       | 8   | 88    | 11.0 | 19  | 0  |
| Vickers, Lawrence  | 8   | 27    | 3.4  | 12  | 1  |
| Robiskie, Brian    | 7   | 106   | 15.1 | 43  | 0  |
| Gaines, Michael    | 5   | 59    | 11.8 | 24  | 1  |
| Estandia, Greg     | 4   | 45    | 11.3 | 18  | 0  |
| Davis, James       | 4   | 5     | 1.3  | 2   | 0  |
| Quinn, Brady       | 1   | 18    | 18.0 | 18  | 0  |
| Browns             | 219 | 2,255 | 10.3 | 59t | 11 |
| Opponents          | 313 | 4,149 | 13.3 | 75t | 22 |

| INTERCEPTIONS     | NO | YDS | AVG  | LG  | TD |
|-------------------|----|-----|------|-----|----|
| Wright, Eric      | 4  | 74  | 18.5 | 47  | 0  |
| Pool, Brodney     | 4  | 33  | 8.3  | 32  | 0  |
| McDonald, Brandon | 1  | 39  | 39.0 | 39  | 0  |
| Bowens, David     | 1  | 15  | 15.0 | 15  | 0  |
| Browns            | 10 | 161 | 16.1 | 47  | 0  |
| Opponents         | 18 | 281 | 15.6 | 48t | 2  |

| PUNTING        | NO | YDS   | AVG  | NET  | TB | IN | LG | B |
|----------------|----|-------|------|------|----|----|----|---|
| Hodges, Reggie | 45 | 1,789 | 39.8 | 36.4 | 3  | 15 | 54 | 0 |
| Zaslusil, Dave | 49 | 2,188 | 44.7 | 39.1 | 5  | 25 | 60 | 0 |
| Browns         | 94 | 3,977 | 42.3 | 37.8 | 8  | 40 | 60 | 0 |
| Opponents      | 77 | 3,322 | 43.1 | 35.4 | 7  | 26 | 66 | 0 |

| PUNT RETURNS   | NO | FC | YDS | AVG  | LG  | TD |
|----------------|----|----|-----|------|-----|----|
| Cribbs, Joshua | 38 | 3  | 452 | 11.9 | 67t | 1  |
| Lawson, Gerard | 1  | 0  | 4   | 4.0  | 4   | 0  |
| Browns         | 39 | 3  | 456 | 11.7 | 67t | 1  |
| Opponents      | 40 | 21 | 262 | 6.6  | 36  | 0  |

| KICKOFF RETURNS   | NO | YDS   | AVG  | LG   | TD |
|-------------------|----|-------|------|------|----|
| Cribbs, Joshua    | 56 | 1,542 | 27.5 | 103t | 3  |
| Lawson, Gerard    | 5  | 43    | 8.6  | 13   | 0  |
| Harrison, Jerome  | 3  | 55    | 18.3 | 39   | 0  |
| Elam, Abram       | 1  | 0     | 0.0  | 0    | 0  |
| Estandia, Greg    | 1  | 9     | 9.0  | 9    | 0  |
| Furrey, Mike      | 1  | 12    | 12.0 | 12   | 0  |
| Trusnik, Jason    | 1  | 9     | 9.0  | 9    | 0  |
| Vickers, Lawrence | 1  | 0     | 0.0  | 0    | 0  |
| Browns            | 69 | 1,670 | 24.2 | 103t | 3  |
| Opponents         | 52 | 984   | 18.9 | 46   | 0  |

| FIELD GOALS    | 1-19 | 20-29 | 30-39 | 40-49 | 50+ | TOT   |
|----------------|------|-------|-------|-------|-----|-------|
| Dawson, Phil   | 0/0  | 7/7   | 5/5   | 5/6   | 0/1 | 17/19 |
| Cundiff, Billy | 1/1  | 4/4   | 1/1   | 0/0   | 0/0 | 6/6   |
| Browns         | 1/1  | 11/11 | 6/6   | 5/6   | 0/1 | 23/25 |
| Opponents      | 1/1  | 7/8   | 15/18 | 5/6   | 2/3 | 30/36 |

| PASSING         | ATT | CMP | YDS   | PCT   | AV/AT | TD | TD% | INT | INT% | LG  | TKLD   | RATING |
|-----------------|-----|-----|-------|-------|-------|----|-----|-----|------|-----|--------|--------|
| Quinn, Brady    | 256 | 136 | 1,339 | 53.1  | 5.23  | 8  | 3.1 | 7   | 2.7  | 59t | 19/104 | 67.2   |
| Anderson, Derek | 182 | 81  | 888   | 44.5  | 4.88  | 3  | 1.6 | 10  | 5.5  | 43  | 11/75  | 62.1   |
| Cribbs, Joshua  | 4   | 1   | 18    | 25.0  | 4.50  | 0  | 0.0 | 1   | 25.0 | 18  | 0/0    | 6.3    |
| Dawson, Phil    | 1   | 1   | 10    | 100.0 | 10.00 | 0  | 0.0 | 0   | 0.0  | 10  | 0/0    | 108.3  |
| Browns          | 443 | 219 | 2,255 | 49.4  | 5.09  | 11 | 2.5 | 18  | 4.1  | 59t | 30/179 | 55.8   |
| Opponents       | 526 | 313 | 4,149 | 59.5  | 7.89  | 22 | 4.2 | 10  | 1.9  | 75t | 40/234 | 90.6   |

# 2010 (5-11)

COACH: Eric Mangini  
 DIVISION FINISH: 3rd AFC North  
 2010 USUAL STARTING LINEUPS

| OFFENSE |                   | DEFENSE |                   |
|---------|-------------------|---------|-------------------|
| WR 11   | Mohamed Massaquoi | LE 90   | Kenyon Coleman    |
| LT 73   | Joe Thomas        | NT 71   | Ahyba Rubin       |
| LG 65   | Eric Steinbach    | RE 91   | Brian Schaefering |
| C 55    | Alex Mack         | OLB 53  | Matt Rohr         |
| RG 77   | Floyd Womack      | ILB 51  | Chris Gocong      |
| RT 78   | John St. Clair    | ILB 50  | Eric Barton       |
| TE 82   | Benjamin Watson   | OLB 99  | Scott Fujita      |
| WR 80   | Brian Robiskie    | LCB 21  | Eric Wright       |
| OB 12   | Coll McCoy        | RCB 24  | Sheldon Brown     |
| RB 40   | Peyton Hillis     | S 43    | T.J. Ward         |
| FB 47   | Lawrence Vickers  | S 26    | Abram Elam        |

RADIO ANNOUNCERS:  
 Jim Donovan, Doug Dieken (WMMS 100.7 FM, WTAM 1100 AM)

| DATE  | RESULT        | OPPONENT                | ATT    |
|-------|---------------|-------------------------|--------|
| 9/12  | L, 14-17      | at Tampa Bay Buccaneers | 47,211 |
| 9/19  | L, 14-16      | Kansas City Chiefs      | 65,377 |
| 9/26  | L, 17-24      | at Baltimore Ravens     | 71,119 |
| 10/3  | W, 23-20      | Cincinnati Bengals      | 66,731 |
| 10/10 | L, 10-20      | Atlanta Falcons         | 65,290 |
| 10/17 | L, 10-28      | at Pittsburgh Steelers  | 65,168 |
| 10/24 | W, 30-17      | at New Orleans Saints   | 70,077 |
| 11/7  | W, 34-14      | New England Patriots    | 66,292 |
| 11/14 | L, 20-26 (OT) | New York Jets           | 67,449 |
| 11/21 | L, 20-24      | at Jacksonville Jaguars | 62,254 |
| 11/28 | W, 24-23      | Carolina Panthers       | 64,465 |
| 12/5  | W, 13-10      | at Miami Dolphins       | 65,942 |
| 12/12 | L, 6-13       | at Buffalo Bills        | 50,861 |
| 12/19 | L, 17-19      | at Cincinnati Bengals   | 56,342 |
| 12/26 | L, 10-20      | Baltimore Ravens        | 65,028 |
| 1/2   | L, 9-41       | Pittsburgh Steelers     | 68,303 |

| TEAM STATISTICS    | BROWNS  | OPPONENT |
|--------------------|---------|----------|
| Total First Downs  | 265     | 317      |
| Rushing            | 87      | 102      |
| Passing            | 154     | 195      |
| Penalty            | 24      | 20       |
| 3rd Down: Made/Att | 75/202  | 96/224   |
| 3rd Down Pct.      | 37.1    | 42.9     |
| 4th Down: Made/Att | 5/7     | 11/15    |
| 4th Down Pct.      | 71.4    | 73.3     |
| Possession Avg.    | 27:55   | 32:05    |
| Total Net Yards    | 4,635   | 5,601    |
| Avg. Per Game      | 289.7   | 350.1    |
| Total Plays        | 927     | 1,041    |
| Avg. Per Play      | 5.0     | 5.4      |
| Net Yards Rushing  | 1,646   | 2,070    |
| Avg. Per Game      | 102.9   | 129.4    |
| Total Rushes       | 413     | 505      |
| Net Yards Passing  | 2,989   | 3,531    |
| Avg. Per Game      | 186.8   | 220.7    |
| Sacked/Yards Lost  | 36/214  | 29/178   |
| Gross Yards        | 3,203   | 3,709    |
| Att./Completions   | 478/296 | 507/309  |
| Completion Pct.    | 61.9    | 60.9     |
| Had Intercepted    | 18      | 19       |
| Punts/Average      | 78/43.9 | 64/44.0  |
| Net Punting Avg.   | 39.0    | 37.8     |
| Penalties/Yards    | 78/675  | 85/741   |
| Fumbles/Ball Lost  | 29/11   | 16/9     |
| Touchdowns         | 29      | 36       |
| Rushing            | 13      | 7        |
| Passing            | 13      | 26       |
| Returns            | 3       | 3        |

| SCORE BY PERIODS | 1ST | 2ND | 3RD | 4TH | OT | TOT |
|------------------|-----|-----|-----|-----|----|-----|
| Browns           | 77  | 91  | 37  | 66  | 0  | 271 |
| Opponents        | 40  | 134 | 47  | 105 | 6  | 332 |

| SCORING            | TD | RU | PA | RT | PAT   | FG    | 2PT | PTS |
|--------------------|----|----|----|----|-------|-------|-----|-----|
| Dawson, Phil       | 0  | 0  | 0  | 0  | 28/28 | 23/28 | 0   | 97  |
| Hillis, Peyton     | 13 | 11 | 2  | 0  | 0/0   | 0/0   | 0   | 78  |
| Robiskie, Brian    | 3  | 0  | 3  | 0  | 0/0   | 0/0   | 0   | 18  |
| Watson, Benjamin   | 3  | 0  | 3  | 0  | 0/0   | 0/0   | 0   | 18  |
| Massaquoi, Mohamed | 2  | 0  | 2  | 0  | 0/0   | 0/0   | 0   | 12  |
| Bowens, David      | 2  | 0  | 0  | 2  | 0/0   | 0/0   | 0   | 12  |
| Royal, Robert      | 1  | 0  | 1  | 0  | 0/0   | 0/0   | 0   | 6   |
| McCoy, Coll        | 1  | 0  | 1  | 0  | 0/0   | 0/0   | 0   | 6   |
| Cribbs, Joshua     | 1  | 0  | 1  | 0  | 0/0   | 0/0   | 0   | 6   |

| PASSING            | ATT | CMP | YDS   | PCT   | AVI/AT | TD | TD%   | INT | INT% | LG  | TKLD   | RATING |
|--------------------|-----|-----|-------|-------|--------|----|-------|-----|------|-----|--------|--------|
| McCoy, Coll        | 222 | 135 | 1,576 | 60.8  | 7.1    | 6  | 2.7   | 9   | 4.1  | 47  | 23/32  | 74.5   |
| Delhomme, Jake     | 149 | 93  | 872   | 62.4  | 5.9    | 2  | 1.3   | 7   | 4.7  | 49  | 6/49   | 63.4   |
| Wallace, Seneca    | 101 | 64  | 694   | 63.4  | 6.9    | 4  | 4.0   | 2   | 2.0  | 65  | 6/33   | 88.5   |
| Massaquoi, Mohamed | 1   | 1   | 29    | 100.0 | 29.0   | 1  | 100.0 | 0   | 0.0  | 291 | 0/0    | 158.3  |
| Cribbs, Joshua     | 3   | 2   | 19    | 66.7  | 6.3    | 0  | 0.0   | 0   | 0.0  | 10  | 1/0    | 84.0   |
| Hillis, Peyton     | 2   | 1   | 13    | 50.0  | 6.5    | 0  | 0.0   | 0   | 0.0  | 13  | 0/0    | 70.8   |
| Browns             | 478 | 296 | 3,203 | 61.9  | 6.7    | 13 | 2.7   | 18  | 3.8  | 651 | 36/214 | 75.0   |
| Opponents          | 507 | 309 | 3,709 | 60.9  | 7.3    | 26 | 5.1   | 19  | 3.7  | 781 | 29/178 | 84.8   |

Elam, Abram 1 0 0 1 0/0 0/0 0 6  
 Stuckey, Chansi 1 1 0 0 0/0 0/0 0 6  
 Moore, Evan 1 0 1 0 0/0 0/0 0 6  
 Browns 29 13 13 3 28/28 23/28 0 271  
 Opponents 36 7 26 3 35/35 27/36 0 132

SACKS: M. Benard 7.5, S. Fujita 3.5, M. Roth 3.5, K. Coleman 2.5, A. Rubin 2.0, A. Elam 2.0, S. Rogers 2.0, C. Gocong 2.0, M. Adams 1.0, J. Trusnik 1.0, J. Haden 1.0, D. Bowens 0.5, D. Robinson 0.5 Browns: 29.0, Opponents: 36.0

| RUSHING            | NO  | YDS   | AVG  | LG | TD |
|--------------------|-----|-------|------|----|----|
| Hillis, Peyton     | 270 | 1,177 | 4.4  | 48 | 11 |
| McCoy, Coll        | 28  | 136   | 4.9  | 18 | 1  |
| Harrison, Jerome   | 31  | 91    | 2.9  | 39 | 0  |
| Bell, Mike         | 31  | 71    | 2.3  | 11 | 0  |
| Hodges, Reggie     | 1   | 68    | 68.0 | 68 | 0  |
| Cribbs, Joshua     | 20  | 66    | 3.3  | 19 | 0  |
| Vickers, Lawrence  | 5   | 11    | 2.2  | 3  | 0  |
| Wallace, Seneca    | 7   | 9     | 1.3  | 6  | 0  |
| Davis, James       | 4   | 9     | 2.3  | 4  | 0  |
| Stuckey, Chansi    | 3   | 9     | 3.0  | 11 | 1  |
| Michell, Carlton   | 1   | 9     | 9.0  | 9  | 0  |
| Clayton, Thomas    | 1   | 0     | 0.0  | 0  | 0  |
| Watson, Benjamin   | 1   | -1    | -1.0 | -1 | 0  |
| Delhomme, Jake     | 8   | -2    | -0.3 | 2  | 0  |
| Massaquoi, Mohamed | 1   | -3    | -3.0 | -3 | 0  |
| Figurs, Yamon      | 1   | -4    | -4.0 | -4 | 0  |
| Browns             | 413 | 1,646 | 4.0  | 68 | 13 |
| Opponents          | 505 | 2,070 | 4.1  | 55 | 7  |

| RECEIVING          | NO  | YDS   | AVG  | LG | TD |
|--------------------|-----|-------|------|----|----|
| Watson, Benjamin   | 68  | 763   | 11.2 | 44 | 3  |
| Hillis, Peyton     | 61  | 477   | 7.8  | 47 | 2  |
| Stuckey, Chansi    | 40  | 346   | 8.7  | 25 | 0  |
| Massaquoi, Mohamed | 36  | 483   | 13.4 | 41 | 2  |
| Robiskie, Brian    | 29  | 310   | 10.7 | 46 | 3  |
| Cribbs, Joshua     | 23  | 292   | 12.7 | 65 | 1  |
| Moore, Evan        | 16  | 322   | 20.1 | 49 | 1  |
| Bell, Mike         | 6   | 62    | 10.3 | 28 | 0  |
| Royal, Robert      | 5   | 56    | 11.2 | 20 | 1  |
| Harrison, Jerome   | 4   | 42    | 10.5 | 23 | 0  |
| Vickers, Lawrence  | 4   | 15    | 3.8  | 10 | 0  |
| McCoy, Coll        | 1   | 13    | 13.0 | 13 | 0  |
| Wallace, Seneca    | 1   | 9     | 9.0  | 9  | 0  |
| Aiken, Sam         | 1   | 7     | 7.0  | 7  | 0  |
| Smith, Alex        | 1   | 6     | 6.0  | 6  | 0  |
| Browns             | 296 | 3,203 | 10.8 | 65 | 13 |
| Opponents          | 309 | 3,709 | 12.0 | 78 | 26 |

| INTERCEPTIONS  | NO | YDS | AVG  | LG | TD |
|----------------|----|-----|------|----|----|
| Haden, Joe     | 6  | 101 | 16.8 | 62 | 0  |
| Bowens, David  | 2  | 94  | 47.0 | 64 | 2  |
| Adams, Mike    | 2  | 51  | 25.5 | 26 | 0  |
| Ward, T.J.     | 2  | 39  | 19.5 | 23 | 0  |
| Elam, Abram    | 2  | 18  | 9.0  | 18 | 0  |
| Brown, Sheldon | 2  | 0   | 0.0  | 0  | 0  |
| Fujita, Scott  | 1  | 16  | 16.0 | 16 | 0  |
| Rubin, Ahyba   | 1  | 1   | 1.0  | 1  | 0  |
| Wright, Eric   | 1  | 0   | 0.0  | 0  | 0  |
| Browns         | 19 | 320 | 16.8 | 64 | 2  |
| Opponents      | 18 | 267 | 14.8 | 64 | 3  |

| PUNTING        | NO | YDS   | AVG  | NET  | 5 | IN | LG | B |
|----------------|----|-------|------|------|---|----|----|---|
| Hodges, Reggie | 78 | 3,424 | 43.9 | 39.0 | 5 | 29 | 59 | 0 |
| Browns         | 78 | 3,424 | 43.9 | 39.0 | 5 | 29 | 59 | 0 |
| Opponents      | 64 | 2,817 | 44.0 | 37.8 | 8 | 27 | 61 | 0 |

| PUNT RETURNS    | NO | FC | YDS | AVG  | LG | TD |
|-----------------|----|----|-----|------|----|----|
| Cribbs, Joshua  | 20 | 6  | 168 | 8.4  | 17 | 0  |
| Stuckey, Chansi | 2  | 3  | 5   | 2.5  | 5  | 0  |
| Wright, Eric    | 0  | 0  | 62  | 0    | 62 | 0  |
| Smith, Clifton  | 0  | 2  | 0   | 0    | 0  | 0  |
| Browns          | 22 | 11 | 235 | 10.7 | 62 | 0  |
| Opponents       | 40 | 13 | 285 | 7.1  | 33 | 0  |

| KICKOFF RETURNS   | NO | YDS   | AVG  | LG | TD |
|-------------------|----|-------|------|----|----|
| Cribbs, Joshua    | 40 | 814   | 20.4 | 37 | 0  |
| Smith, Clifton    | 5  | 92    | 18.4 | 26 | 0  |
| Bell, Mike        | 5  | 55    | 11.0 | 31 | 0  |
| Haden, Joe        | 4  | 96    | 24.0 | 32 | 0  |
| Ventronne, Ray    | 4  | 47    | 11.8 | 17 | 0  |
| Harrison, Jerome  | 4  | 32    | 8.0  | 10 | 0  |
| Benard, Marcus    | 4  | 26    | 6.5  | 11 | 0  |
| Vickers, Lawrence | 2  | 13    | 6.5  | 11 | 0  |
| Davis, James      | 1  | 11    | 11.0 | 11 | 0  |
| Gocong, Chris     | 1  | 5     | 5.0  | 5  | 0  |
| Browns            | 70 | 1,191 | 17.0 | 37 | 0  |
| Opponents         | 54 | 959   | 17.8 | 32 | 0  |

| FIELD GOALS  | 1-19 | 20-29 | 30-39 | 40-49 | 50+ | TOT   |
|--------------|------|-------|-------|-------|-----|-------|
| Dawson, Phil | 3/3  | 7/7   | 10/10 | 3/5   | 0/3 | 23/28 |
| Browns       | 3/3  | 7/7   | 10/10 | 3/5   | 0/3 | 23/28 |
| Opponents    | 1/1  | 11/12 | 6/7   | 8/14  | 1/2 | 27/36 |

STAFF  
 PLAYERS  
 2015 SEASON  
 HISTORY  
 RECORDS  
 GAME DAY

# 2011 (4-12)

COACH: Pat Shurmur  
 DIVISION FINISH: 4th AFC North  
 2011 USUAL STARTING LINEUPS

| OFFENSE |                   | DEFENSE |                 |
|---------|-------------------|---------|-----------------|
| WR 11   | Mohamed Massaquoi | LE 97   | Jabaal Sheard   |
| LT 73   | Joe Thomas        | DT 98   | Phil Taylor     |
| LG 62   | Jason Pinkston    | DT 71   | Ahlyba Rubin    |
| C 55    | Alex Mack         | RE 92   | Jayme Mitchell  |
| RG 66   | Shawn Lauvaio     | SLB 99  | Scott Fujita    |
| RT 79   | Tony Pashos       | MLB 52  | D'Qwell Jackson |
| TE 82   | Benjamin Watson   | WLB 51  | Chris Gocong    |
| WR 15   | Greg Little       | LGB 23  | Joe Haden       |
| OB 12   | Colt McCoy        | RCB 24  | Sheldon Brown   |
| RB 40   | Peyton Hills      | FS 20   | Mike Adams      |
| WR 16   | Joshua Cribbs     | SS 43   | T.J. Ward       |
|         |                   |         | 28 Usama Young  |

RADIO ANNOUNCERS:  
 Jim Donovan, Doug Dieken (WMMS 100.7 FM, WTAM 1100 AM)

| DATE  | RESULT        | OPPONENT               | ATT    |
|-------|---------------|------------------------|--------|
| 9/11  | L, 17-27      | Cincinnati Bengals     | 67,321 |
| 9/18  | W, 27-19      | at Indianapolis Colts  | 65,035 |
| 9/25  | W, 17-16      | Miami Dolphins         | 66,651 |
| 10/2  | L, 13-31      | Tennessee Titans       | 66,240 |
| 10/16 | L, 17-24      | at Oakland Raiders     | 57,300 |
| 10/23 | W, 6-3        | Seattle Seahawks       | 66,350 |
| 10/30 | L, 10-20      | at San Francisco 49ers | 69,732 |
| 11/6  | L, 12-30      | at Houston Texans      | 71,511 |
| 11/13 | L, 12-13      | St. Louis Rams         | 64,900 |
| 11/20 | W, 14-10      | Jacksonville Jaguars   | 63,498 |
| 11/27 | L, 20-23      | at Cincinnati Bengals  | 48,260 |
| 12/4  | L, 10-24      | Baltimore Ravens       | 63,648 |
| 12/8  | L, 3-14       | at Pittsburgh Steelers | 60,754 |
| 12/18 | L, 17-20 (OT) | at Arizona Cardinals   | 60,443 |
| 12/24 | L, 14-20      | at Baltimore Ravens    | 71,083 |
| 1/1   | L, 9-13       | Pittsburgh Steelers    | 68,266 |

| TEAM STATISTICS    | BROWNS  | OPPONENT |
|--------------------|---------|----------|
| Total First Downs  | 278     | 301      |
| Rushing            | 77      | 124      |
| Passing            | 173     | 149      |
| Penalty            | 28      | 28       |
| 3rd Down: Made/Att | 92/238  | 95/230   |
| 3rd Down Pct.      | 38.7    | 41.3     |
| 4th Down: Made/Att | 10/18   | 6/14     |
| 4th Down Pct.      | 55.6    | 42.9     |
| Possession Avg.    | 29:07   | 30:53    |
| Total Net Yards    | 4,621   | 5,318    |
| Avg. Per Game      | 288.8   | 332.4    |
| Total Plays        | 1,024   | 1,035    |
| Avg. Per Play      | 4.5     | 5.1      |
| Net Yards Rushing  | 1,531   | 2,359    |
| Avg. Per Game      | 95.7    | 147.4    |
| Total Rushes       | 415     | 534      |
| Net Yards Passing  | 3,090   | 2,959    |
| Avg. Per Game      | 193.1   | 184.9    |
| Sacked/Yards Lost  | 39/210  | 32/199   |
| Gross Yards        | 3,300   | 3,158    |
| Att./Completions   | 570/320 | 469/265  |
| Completion Pct.    | 56.1    | 56.5     |
| Had Intercepted    | 13      | 9        |
| Punts/Average      | 89/40.1 | 76/46.1  |
| Net Punting Avg.   | 36.3    | 37.9     |
| Penalties/Yards    | 95/847  | 90/726   |
| Fumbles/Ball Lost  | 22/6    | 20/11    |
| Touchdowns         | 21      | 31       |
| Rushing            | 4       | 12       |
| Passing            | 16      | 16       |
| Returns            | 1       | 3        |

| SCORE BY PERIODS | 1ST | 2ND | 3RD | 4TH | OT | TOT |
|------------------|-----|-----|-----|-----|----|-----|
| Browns           | 26  | 83  | 35  | 74  | 0  | 218 |
| Opponents        | 82  | 94  | 62  | 66  | 3  | 307 |

| SCORING        | TD | RU | PA | RT | PAT   | FG    | 2PT | PTS |
|----------------|----|----|----|----|-------|-------|-----|-----|
| Dawson, Phil   | 0  | 0  | 0  | 0  | 20/20 | 24/29 | 0   | 92  |
| Cribbs, Joshua | 5  | 0  | 4  | 1  | 0/0   | 0/0   | 0   | 30  |
| Moore, Evan    | 4  | 0  | 4  | 0  | 0/0   | 0/0   | 0   | 24  |

|                    |    |    |    |   |       |       |   |     |
|--------------------|----|----|----|---|-------|-------|---|-----|
| Hillis, Peyton     | 3  | 3  | 0  | 0 | 0/0   | 0/0   | 0 | 18  |
| Little, Greg       | 2  | 0  | 2  | 0 | 0/0   | 0/0   | 0 | 12  |
| Massaquoi, Mohamed | 2  | 0  | 2  | 0 | 0/0   | 0/0   | 0 | 12  |
| Watson, Benjamin   | 2  | 0  | 2  | 0 | 0/0   | 0/0   | 0 | 12  |
| Norwood, Jordan    | 1  | 0  | 1  | 0 | 0/0   | 0/0   | 0 | 6   |
| Ogbonnaya, Chris   | 1  | 1  | 0  | 0 | 0/0   | 0/0   | 0 | 6   |
| Smith, Alex        | 1  | 0  | 1  | 0 | 0/0   | 0/0   | 0 | 6   |
| Browns             | 21 | 4  | 16 | 1 | 20/20 | 24/29 | 0 | 218 |
| Opponents          | 31 | 12 | 16 | 3 | 31/31 | 30/34 | 0 | 307 |

SACKS: J. Sheard 8.5, A. Rubin 5.0, P. Taylor 4.0, D. Jackson 3.5, C. Gocong 3.5, J. Mitchell 1.5, S. Paxson 1.0, T. Brown 1.0, J. Haden 1.0, T. Ward 1.0, Team 1.0, M. Benard 0.5, B. Schaefering 0.5  
**Browns: 32.0, Opponents: 39.0**

| RUSHING            | NO  | YDS   | AVG  | LG  | TD |
|--------------------|-----|-------|------|-----|----|
| Hillis, Peyton     | 161 | 587   | 3.6  | 24t | 3  |
| Ogbonnaya, Chris   | 73  | 334   | 4.6  | 40  | 1  |
| Hardesty, Montario | 88  | 266   | 3.0  | 19  | 0  |
| McCoy, Colt        | 61  | 212   | 3.5  | 20  | 0  |
| Wallace, Seneca    | 7   | 70    | 10.0 | 27  | 0  |
| Cribbs, Joshua     | 7   | 25    | 3.6  | 15  | 0  |
| Little, Greg       | 3   | 15    | 5.0  | 13  | 0  |
| Clayton, Thomas    | 8   | 12    | 1.5  | 4   | 0  |
| Mareic, Owen       | 4   | 8     | 2.0  | 3   | 0  |
| Smith, Armond      | 3   | 2     | 0.7  | 6   | 0  |
| Browns             | 415 | 1,531 | 3.7  | 40  | 4  |
| Opponents          | 534 | 2,359 | 4.4  | 67  | 12 |

| RECEIVING          | NO  | YDS   | AVG  | LG  | TD |
|--------------------|-----|-------|------|-----|----|
| Little, Greg       | 61  | 709   | 11.6 | 76t | 2  |
| Cribbs, Joshua     | 41  | 518   | 12.6 | 45t | 4  |
| Watson, Benjamin   | 37  | 410   | 11.1 | 34t | 2  |
| Moore, Evan        | 34  | 324   | 9.5  | 33  | 4  |
| Massaquoi, Mohamed | 31  | 384   | 12.4 | 56  | 2  |
| Norwood, Jordan    | 23  | 268   | 11.7 | 51  | 1  |
| Ogbonnaya, Chris   | 23  | 165   | 7.2  | 19  | 0  |
| Hillis, Peyton     | 22  | 130   | 5.9  | 52  | 0  |
| Smith, Alex        | 14  | 131   | 9.4  | 20  | 1  |
| Hardesty, Montario | 14  | 122   | 8.7  | 27  | 0  |
| Cameron, Jordan    | 6   | 33    | 5.5  | 15  | 0  |
| Mareic, Owen       | 5   | 31    | 6.2  | 11  | 0  |
| Mitchell, Carlton  | 3   | 31    | 10.3 | 19  | 0  |
| Robiskie, Brian    | 3   | 25    | 8.3  | 14  | 0  |
| Wallace, Seneca    | 1   | 21    | 21.0 | 21  | 0  |
| Clayton, Thomas    | 1   | 3     | 3.0  | 3   | 0  |
| McCoy, Colt        | 1   | -5    | -5.0 | -5  | 0  |
| Browns             | 320 | 3,300 | 10.3 | 76t | 16 |
| Opponents          | 265 | 3,158 | 11.9 | 80t | 16 |

| INTERCEPTIONS    | NO | YDS | AVG  | LG  | TD |
|------------------|----|-----|------|-----|----|
| Adams, Mike      | 3  | 33  | 11.0 | 29  | 0  |
| Brown, Sheldon   | 2  | 0   | 0.0  | 0   | 0  |
| Young, Usama     | 1  | 28  | 28.0 | 28  | 0  |
| Jackson, D'Qwell | 1  | 24  | 24.0 | 24  | 0  |
| Skrine, Buster   | 1  | 5   | 5.0  | 5   | 0  |
| Fujita, Scott    | 1  | 3   | 3.0  | 3   | 0  |
| Browns           | 9  | 93  | 10.3 | 29  | 0  |
| Opponents        | 13 | 241 | 18.5 | 97t | 1  |

| PUNTING         | NO | YDS   | AVG  | NET  | TB | IN | LG | B |
|-----------------|----|-------|------|------|----|----|----|---|
| Maynard, Brad   | 81 | 3,282 | 40.5 | 36.7 | 1  | 32 | 63 | 0 |
| McGee, Richmond | 8  | 288   | 36.0 | 31.6 | 1  | 0  | 48 | 0 |
| Browns          | 89 | 3,570 | 40.1 | 36.3 | 2  | 32 | 63 | 0 |
| Opponents       | 76 | 3,505 | 46.1 | 37.9 | 10 | 19 | 67 | 0 |

| PUNT RETURNS    | NO | FC | YDS | AVG  | LG  | TD |
|-----------------|----|----|-----|------|-----|----|
| Cribbs, Joshua  | 34 | 8  | 388 | 11.4 | 84t | 1  |
| Norwood, Jordan | 4  | 1  | 35  | 8.8  | 14  | 0  |
| Browns          | 38 | 9  | 423 | 11.1 | 84t | 1  |
| Opponents       | 26 | 28 | 303 | 11.7 | 68t | 1  |

| KICKOFF RETURNS | NO | YDS   | AVG  | LG   | TD |
|-----------------|----|-------|------|------|----|
| Cribbs, Joshua  | 39 | 974   | 25.0 | 63   | 0  |
| Mareic, Owen    | 4  | 46    | 11.5 | 13   | 0  |
| Skrine, Buster  | 3  | 72    | 24.0 | 32   | 0  |
| Adams, Mike     | 2  | 42    | 21.0 | 30   | 0  |
| Browns          | 48 | 1,134 | 23.6 | 63   | 0  |
| Opponents       | 46 | 1,055 | 22.9 | 101t | 1  |

| FIELD GOALS  | 1-19 | 20-29 | 30-39 | 40-49 | 50+ | TOT   |
|--------------|------|-------|-------|-------|-----|-------|
| Dawson, Phil | 0/0  | 7/9   | 3/4   | 7/8   | 7/8 | 24/29 |
| Browns       | 0/0  | 7/9   | 3/4   | 7/8   | 7/8 | 24/29 |
| Opponents    | 1/1  | 14/14 | 6/7   | 7/9   | 2/3 | 30/34 |

| PASSING         | ATT | CMP | YDS   | PCT  | AV/AT | TD | TD% | INT | INT% | LG  | TKLD   | RATNG |
|-----------------|-----|-----|-------|------|-------|----|-----|-----|------|-----|--------|-------|
| McCoy, Colt     | 463 | 265 | 2,733 | 57.2 | 5.9   | 14 | 3.0 | 11  | 2.4  | 56  | 32/173 | 74.6  |
| Wallace, Seneca | 107 | 55  | 567   | 51.4 | 5.3   | 2  | 1.9 | 2   | 1.9  | 76t | 6/30   | 65.5  |
| Cribbs, Joshua  | 0   | 0   | 0     | 0.0  | 0.0   | 0  | 0.0 | 0   | 0.0  | 0   | 1/7    | 0.0   |
| Browns          | 570 | 320 | 3,300 | 56.1 | 5.8   | 16 | 2.8 | 13  | 2.3  | 76t | 39/210 | 72.8  |
| Opponents       | 469 | 265 | 3,158 | 56.5 | 6.7   | 16 | 3.4 | 9   | 1.9  | 80t | 32/199 | 80.6  |

STAFF PLAYERS 2015 SEASON HISTORY RECORDS GAME DAY

# 2012 (5-11)

COACH: Pat Shurmur  
DIVISION FINISH: 4th AFC North  
2012 USUAL STARTING LINEUPS

| OFFENSE                 |        | DEFENSE               |  |
|-------------------------|--------|-----------------------|--|
| WR 15 Greg Little       | LE 97  | Jabaa! Sheard         |  |
| LT 73 Joe Thomas        | DT 98  | Phil Taylor           |  |
| LG 77 John Greco        | DT 71  | Ahyba Rubin           |  |
| C 55 Alex Mack          | RE 92  | Frostlee Rucker       |  |
| RG 66 Shawn Lauva       | SLB 50 | James-Michael Johnson |  |
| RT 72 Mitchell Schwartz | MLB 52 | D'Qwell Jackson       |  |
| TE 82 Benjamin Watson   | MLB 56 | Kaluka Malava         |  |
| WR 13 Josh Gordon       | LCB 23 | Joe Haden             |  |
| OB 3 Brandon Weeden     | RCB 24 | Sheldon Brown         |  |
| RB 33 Trent Richardson  | FS 28  | Usama Young           |  |
| TE 84 Jordan Cameron    | SS 43  | T.J. Ward             |  |

**RADIO ANNOUNCERS:**

Jim Donovan, Doug Dieken (WMMS 100.7 FM, WTAM 1100 AM)

| DATE  | RESULT        | OPPONENT               | ATT    |
|-------|---------------|------------------------|--------|
| 9/9   | L, 16-17      | Philadelphia Eagles    | 68,693 |
| 9/16  | L, 27-34      | at Cincinnati Bengals  | 63,036 |
| 9/23  | L, 14-24      | Buffalo Bills          | 69,353 |
| 9/27  | L, 16-23      | at Baltimore Ravens    | 70,944 |
| 10/7  | L, 27-41      | at New York Giants     | 79,911 |
| 10/14 | W, 34-24      | Cincinnati Bengals     | 67,060 |
| 10/21 | L, 13-17      | at Indianapolis Colts  | 64,560 |
| 10/28 | W, 7-6        | San Diego Chargers     | 65,337 |
| 11/4  | L, 15-25      | Baltimore Ravens       | 65,449 |
| 11/18 | L, 20-23 (OT) | at Dallas Cowboys      | 81,936 |
| 11/25 | W, 20-14      | Pittsburgh Steelers    | 69,661 |
| 12/2  | W, 20-17      | at Oakland Raiders     | 43,641 |
| 12/9  | W, 30-7       | Kansas City Chiefs     | 62,422 |
| 12/16 | L, 21-38      | Washington Redskins    | 65,083 |
| 12/23 | L, 12-34      | at Denver Broncos      | 76,351 |
| 12/30 | L, 10-24      | at Pittsburgh Steelers | 51,831 |

**TEAM STATISTICS**

|                    | BROWNS    | OPPONENT |
|--------------------|-----------|----------|
| Total First Downs  | 279       | 345      |
| Rushing            | 71        | 104      |
| Passing            | 185       | 203      |
| Penalty            | 23        | 38       |
| 3rd Down: Made/Att | 67/218    | 85/223   |
| 3rd Down Pct.      | 30.7      | 38.1     |
| 4th Down: Made/Att | 7/16      | 7/11     |
| 4th Down Pct.      | 43.8      | 63.6     |
| Possession Avg.    | 27:59     | 32:01    |
| Total Net Yards    | 5,028     | 5,821    |
| Avg. Per Game      | 314.3     | 363.8    |
| Total Plays        | 998       | 1,095    |
| Avg. Per Play      | 5.0       | 5.3      |
| Net Yards Rushing  | 1,593     | 1,898    |
| Avg. Per Game      | 99.6      | 118.6    |
| Total Rushes       | 396       | 457      |
| Net Yards Passing  | 3,435     | 3,923    |
| Avg. Per Game      | 214.7     | 245.2    |
| Sacked/Yards Lost  | 36/233    | 38/233   |
| Gross Yards        | 3,668     | 4,156    |
| Att./Completions   | 566/328   | 600/378  |
| Completion Pct.    | 58.0      | 63.0     |
| Had Interced       | 18        | 17       |
| Punts/Average      | 90/41.8   | 88/46.0  |
| Net Punting Avg.   | 90/37.1   | 88/37.0  |
| Penalties/Yards    | 113/1,005 | 120/1008 |
| Fumbles/Ball Lost  | 22/8      | 25/12    |
| Touchdowns         | 31        | 44       |
| Rushing            | 12        | 14       |
| Passing            | 16        | 27       |
| Returns            | 3         | 3        |

**SCORE BY PERIODS**

|           | 1ST | 2ND | 3RD | 4TH | OT | TOT |
|-----------|-----|-----|-----|-----|----|-----|
| Browns    | 50  | 89  | 69  | 94  | 0  | 302 |
| Opponents | 84  | 96  | 75  | 110 | 3  | 368 |

**SCORING**

|                   | TD | RU | PA | RT | PAT   | FG    | 2PT | PTS |
|-------------------|----|----|----|----|-------|-------|-----|-----|
| Dawson, Phil      | 0  | 0  | 0  | 0  | 29/29 | 29/31 | 0   | 116 |
| Richardson, Trent | 12 | 11 | 1  | 0  | 0/0   | 0/0   | 0   | 72  |
| Gordon, Josh      | 5  | 0  | 5  | 0  | 0/0   | 0/0   | 0   | 30  |
| Little, Greg      | 4  | 0  | 4  | 0  | 0/0   | 0/0   | 0   | 24  |
| Benjamin, Travis  | 3  | 0  | 2  | 1  | 0/0   | 0/0   | 0   | 18  |

|                    |    |    |    |   |       |       |   |     |
|--------------------|----|----|----|---|-------|-------|---|-----|
| Watson, Benjamin   | 3  | 0  | 3  | 0 | 0/0   | 0/0   | 0 | 18  |
| Brown, Sheldon     | 1  | 0  | 0  | 1 | 0/0   | 0/0   | 0 | 6   |
| Cameron, Jordan    | 1  | 0  | 1  | 0 | 0/0   | 0/0   | 0 | 6   |
| Hardesty, Montario | 1  | 1  | 0  | 0 | 0/0   | 0/0   | 0 | 6   |
| Jackson, D'Qwell   | 1  | 0  | 0  | 1 | 0/0   | 0/0   | 0 | 6   |
| Browns             | 31 | 12 | 16 | 3 | 29/29 | 29/31 | 0 | 302 |
| Opponents          | 44 | 14 | 27 | 3 | 42/42 | 20/24 | 0 | 368 |

**SACKS:** J. Sheard 7, J. Parker 6, F. Rucker 4, D. Jackson 3.5, J. Hughes 3.0, K. Malava 2.0, A. Rubin 2.0, U. Young 1.5, S. Brown 1.0, L.J. Fort 1.0, S. Fujita 1.0, C. Robertson 1.0, E. Stephens 1.0, P. Taylor 1.0, T.J. Ward 1.0, B. Winn 1.0, Team 1  
**Browns: 38.0, Opponents: 36.0**

| RUSHING            | NO  | YDS   | AVG  | LG | TD |
|--------------------|-----|-------|------|----|----|
| Richardson, Trent  | 267 | 950   | 3.6  | 32 | 11 |
| Hardesty, Montario | 65  | 271   | 4.2  | 25 | 1  |
| Weeden, Brandon    | 27  | 111   | 4.1  | 25 | 0  |
| Benjamin, Travis   | 6   | 66    | 11.0 | 35 | 0  |
| Jackson, Brandon   | 8   | 54    | 6.8  | 25 | 0  |
| Cribbs, Josh       | 6   | 42    | 7.0  | 16 | 0  |
| Ventrose, Ray      | 1   | 35    | 35.0 | 35 | 0  |
| Ogbonnaya, Chris   | 8   | 30    | 3.8  | 9  | 0  |
| Little, Greg       | 2   | 15    | 7.5  | 17 | 0  |
| McCoy, Colt        | 4   | 15    | 3.8  | 15 | 0  |
| Lewis, Thaddeus    | 1   | 3     | 3.0  | 3  | 0  |
| Norwood, Jordan    | 1   | 1     | 1.0  | 1  | 0  |
| Browns             | 396 | 1,593 | 4.0  | 35 | 12 |
| Opponents          | 457 | 1,898 | 4.2  | 80 | 14 |

| RECEIVING          | NO  | YDS   | AVG  | LG | TD |
|--------------------|-----|-------|------|----|----|
| Little, Greg       | 53  | 647   | 12.2 | 43 | 4  |
| Richardson, Trent  | 51  | 367   | 7.2  | 27 | 1  |
| Gordon, Josh       | 50  | 805   | 16.1 | 71 | 5  |
| Watson, Benjamin   | 49  | 501   | 10.2 | 27 | 3  |
| Ogbonnaya, Chris   | 24  | 187   | 7.8  | 38 | 0  |
| Cameron, Jordan    | 20  | 226   | 11.3 | 28 | 1  |
| Benjamin, Travis   | 18  | 296   | 16.6 | 69 | 2  |
| Massaquoi, Mohamed | 17  | 254   | 14.9 | 54 | 0  |
| Norwood, Jordan    | 13  | 137   | 10.5 | 27 | 0  |
| Smith, Alex        | 13  | 47    | 3.6  | 17 | 0  |
| Cooper, Josh       | 8   | 106   | 13.3 | 28 | 0  |
| Cribbs, Josh       | 7   | 63    | 9.0  | 24 | 0  |
| Jackson, Brandon   | 2   | 20    | 10.0 | 14 | 0  |
| Hardesty, Montario | 2   | 16    | 8.0  | 9  | 0  |
| Smelley, Brad      | 1   | 3     | 3.0  | 3  | 0  |
| Weeden, Brandon    | 0   | -9    | -9.0 | -9 | 0  |
| Browns             | 328 | 3,668 | 11.2 | 71 | 16 |
| Opponents          | 378 | 4,156 | 11.0 | 64 | 27 |

| INTERCEPTIONS    | NO | YDS | AVG  | LG | TD |
|------------------|----|-----|------|----|----|
| Hadon, Joe       | 3  | 64  | 21.3 | 50 | 0  |
| Young, Usama     | 3  | 44  | 14.7 | 44 | 0  |
| Brown, Sheldon   | 3  | 20  | 6.7  | 19 | 1  |
| Jackson, D'Qwell | 2  | 31  | 15.5 | 27 | 1  |
| Robertson, Craig | 2  | 1   | 0.5  | 1  | 0  |
| Ward, T.J.       | 1  | 37  | 37.0 | 37 | 0  |
| Gipson, Tashaun  | 1  | 23  | 23.0 | 23 | 0  |
| Fort, L.J.       | 1  | 10  | 10.0 | 10 | 0  |
| Winn, Billy      | 1  | 0   | 0.0  | 0  | 0  |
| Browns           | 17 | 230 | 13.5 | 50 | 2  |
| Opponents        | 18 | 296 | 16.4 | 63 | 2  |

| PUNTING        | NO | YDS   | AVG  | NET  | TB | IN | LG | B |
|----------------|----|-------|------|------|----|----|----|---|
| Hodges, Reggie | 90 | 3,766 | 41.8 | 37.1 | 4  | 29 | 58 | 0 |
| Browns         | 90 | 3,766 | 41.8 | 37.1 | 4  | 29 | 58 | 0 |
| Opponents      | 88 | 4,044 | 46.0 | 37.0 | 9  | 27 | 66 | 0 |

| PUNT RETURNS     | NO | FC | YDS | AVG  | LG | TD |
|------------------|----|----|-----|------|----|----|
| Cribbs, Joshua   | 38 | 8  | 457 | 12.0 | 60 | 0  |
| Benjamin, Travis | 3  | 1  | 149 | 49.7 | 93 | 1  |
| Browns           | 41 | 9  | 606 | 14.8 | 91 | 1  |
| Opponents        | 34 | 26 | 343 | 10.1 | 81 | 1  |

| KICKOFF RETURNS        | NO | YDS   | AVG  | LG | TD |
|------------------------|----|-------|------|----|----|
| Cribbs, Joshua         | 43 | 1,178 | 27.4 | 74 | 0  |
| Benjamin, Travis       | 3  | 76    | 25.3 | 29 | 0  |
| Hagg, Eric             | 2  | 8     | 4.0  | 5  | 0  |
| Johnson, James-Michael | 1  | 0     | 0.0  | 0  | 0  |
| Stephens, Emmanuel     | 1  | 7     | 7.0  | 7  | 0  |
| Browns                 | 50 | 1,269 | 25.4 | 74 | 0  |
| Opponents              | 43 | 853   | 19.8 | 34 | 0  |

| FIELD GOALS  | 1-19 | 20-29 | 30-39 | 40-49 | 50+ | TOT   |
|--------------|------|-------|-------|-------|-----|-------|
| Dawson, Phil | 0/0  | 8/9   | 8/9   | 6/6   | 7/7 | 29/31 |
| Browns       | 0/0  | 8/9   | 8/9   | 6/6   | 7/7 | 29/31 |
| Opponents    | 0/0  | 2/3   | 7/7   | 10/12 | 1/2 | 20/24 |

| PASSING         | ATT | CMP | YDS   | PCT  | AV/AT | TD | 2D% | INT | INT% | LG | TKLD   | RATNG |
|-----------------|-----|-----|-------|------|-------|----|-----|-----|------|----|--------|-------|
| Weeden, Brandon | 517 | 297 | 3,385 | 57.4 | 6.55  | 14 | 2.7 | 17  | 3.3  | 71 | 28/186 | 72.6  |
| Lewis, Thaddeus | 32  | 22  | 204   | 68.8 | 6.38  | 1  | 3.1 | 1   | 3.1  | 23 | 3/14   | 83.3  |
| McCoy, Colt     | 17  | 9   | 79    | 52.9 | 4.65  | 1  | 5.9 | 0   | 0.0  | 21 | 4/25   | 85.2  |
| Browns          | 566 | 328 | 3,668 | 58.0 | 6.48  | 16 | 2.8 | 18  | 3.2  | 71 | 36/233 | 73.5  |
| Opponents       | 600 | 378 | 4,156 | 63.0 | 6.93  | 27 | 4.5 | 17  | 2.8  | 64 | 38/233 | 86.6  |

# 2013 (4-12)

**COACH:** Rob Chudzinski  
**DIVISION FINISH:** 4th AFC North  
**2013 USUAL STARTING LINEUPS**

| OFFENSE |                   | DEFENSE |                 |
|---------|-------------------|---------|-----------------|
| WR 12   | Josh Gordon       | RE 92   | Desmond Bryant  |
| LT 73   | Joe Thomas        | NT 98   | Phil Taylor     |
| LG 77   | John Greco        | LE 71   | Ahyba Rubin     |
| C 55    | Alex Mack         | OLB 97  | Jabaal Sheard   |
| RG 66   | Shawn Lauvaio     | ILB 53  | Craig Robertson |
| RT 72   | Mitchell Schwartz | ILB 52  | D'Owell Jackson |
| TE 84   | Jordan Cameron    | OLB 99  | Paul Kruger     |
| WR 18   | Greg Little       | LCB 23  | Joe Haden       |
| OB 17   | Jason Campbell    | RQB 22  | Buster Skrine   |
| RB 26   | Willis McGahee    | FS 39   | Tashaun Gipson  |
| FB 25   | Chris Ogbonnaya   | SS 43   | T.J. Ward       |
| TE 82   | Gary Barnidge     |         |                 |

**RADIO ANNOUNCERS:**  
 Jim Donovan, Doug Dieken (92.3 The Fan WKRK-FM, ESPN 850 WKNR, WNCX 98.5 FM)

| DATE  | RESULT   | OPPONENT                | ATT    |
|-------|----------|-------------------------|--------|
| 9/8   | L, 10-23 | Miami Dolphins          | 71,513 |
| 9/15  | L, 6-14  | at Baltimore Ravens     | 71,098 |
| 9/22  | W, 31-27 | at Minnesota Vikings    | 63,672 |
| 9/29  | W, 17-6  | Cincinnati Bengals      | 71,481 |
| 10/3  | W, 37-24 | Buffalo Bills           | 71,239 |
| 10/13 | L, 17-31 | Detroit Lions           | 71,513 |
| 10/20 | L, 13-31 | at Green Bay Packers    | 77,804 |
| 10/27 | L, 17-23 | at Kansas City Chiefs   | 74,307 |
| 11/3  | W, 24-18 | Baltimore Ravens        | 71,513 |
| 11/17 | L, 20-41 | at Cincinnati Bengals   | 63,856 |
| 11/24 | L, 11-27 | Pittsburgh Steelers     | 71,513 |
| 12/1  | L, 28-32 | Jacksonville Jaguars    | 69,654 |
| 12/8  | L, 26-27 | at New England Patriots | 68,756 |
| 12/15 | L, 31-38 | Chicago Bears           | 71,513 |
| 12/22 | L, 13-24 | at New York Jets        | 76,957 |
| 12/29 | L, 7-20  | at Pittsburgh Steelers  | 56,361 |

| TEAM STATISTICS    | BROWNS  | OPPONENT |
|--------------------|---------|----------|
| Total First Downs  | 301     | 328      |
| Rushing            | 77      | 103      |
| Passing            | 200     | 197      |
| Penalty            | 24      | 28       |
| 3rd Down: Made/Att | 83/237  | 109/244  |
| 3rd Down Pct.      | 35.0    | 44.7     |
| 4th Down: Made/Att | 14/31   | 4/9      |
| 4th Down Pct.      | 45.2    | 44.4     |
| Possession Avg.    | 28:41   | 31:19    |
| Total Net Yards    | 5,423   | 5,319    |
| Avg. Per Game      | 338.9   | 332.4    |
| Total Plays        | 1,078   | 1,107    |
| Avg. Per Play      | 5.0     | 4.8      |
| Net Yards Rushing  | 1,383   | 1,781    |
| Avg. Per Game      | 86.4    | 111.3    |
| Total Rushes       | 348     | 462      |
| Net Yards Passing  | 4,040   | 3,538    |
| Avg. Per Game      | 252.5   | 221.1    |
| Sacked/Yards Lost  | 49/332  | 40/185   |
| Gross Yards        | 4,372   | 3,723    |
| Att./Completions   | 681/379 | 605/363  |
| Completion Pct.    | 55.7    | 60.0     |
| Had Intercepted    | 20      | 14       |
| Punts/Average      | 86/43.2 | 88/43.7  |
| Net Punting Avg.   | 86/37.6 | 88/37.6  |
| Penalties/Yards    | 104/920 | 95/745   |
| Fumbles/Ball Lost  | 17/9    | 13/7     |
| Touchdowns         | 35      | 46       |
| Rushing            | 4       | 13       |
| Passing            | 26      | 29       |
| Returns            | 5       | 4        |

| SCORE BY PERIODS | 1ST | 2ND | 3RD | 4TH | OT | TOT |
|------------------|-----|-----|-----|-----|----|-----|
| Browns           | 56  | 105 | 71  | 76  | 0  | 308 |
| Opponents        | 67  | 121 | 73  | 145 | 0  | 406 |

| SCORING         | TD | RU | PA | RT | PAT   | FG    | 2PT | PTS |
|-----------------|----|----|----|----|-------|-------|-----|-----|
| Cundiff, Billy  | 0  | 0  | 0  | 0  | 32/32 | 21/26 | 0   | 95  |
| Gordon, Josh    | 9  | 0  | 9  | 0  | 0/0   | 0/0   | 0   | 54  |
| Cameron, Jordan | 7  | 0  | 7  | 0  | 0/0   | 0/0   | 0   | 42  |
| Bess, Davone    | 2  | 0  | 2  | 0  | 0/0   | 0/0   | 0   | 14  |
| Baker, Edwin    | 2  | 2  | 0  | 0  | 0/0   | 0/0   | 0   | 12  |
| Barnidge, Gary  | 2  | 0  | 2  | 0  | 0/0   | 0/0   | 0   | 12  |
| Little, Greg    | 2  | 0  | 2  | 0  | 0/0   | 0/0   | 0   | 12  |
| McGahee, Willis | 2  | 2  | 0  | 0  | 0/0   | 0/0   | 0   | 12  |

| PASSING          | ATT | CMP | YDS   | PCT   | AV/AT | TD | 3.5   | INT | INT% | LG  | TKLD   | RATING |
|------------------|-----|-----|-------|-------|-------|----|-------|-----|------|-----|--------|--------|
| Campbell, Jason  | 317 | 180 | 2,015 | 56.8  | 6.36  | 11 | 8.5   | 8   | 2.5  | 80f | 16/104 | 76.9   |
| Weeden, Brandon  | 267 | 141 | 1,731 | 52.8  | 6.48  | 9  | 3.4   | 9   | 3.4  | 95f | 27/180 | 70.3   |
| Hoyer, Brian     | 96  | 57  | 615   | 59.4  | 6.41  | 5  | 5.2   | 3   | 3.1  | 47f | 6/48   | 82.6   |
| Lanning, Spencer | 1   | 1   | 11    | 100.0 | 11.00 | 1  | 100.0 | 0   | 0.0  | 11  | 0/0    | 152.1  |
| Browns           | 681 | 379 | 4,372 | 55.7  | 6.42  | 26 | 3.8   | 20  | 2.9  | 95f | 49/332 | 75.7   |
| Opponents        | 605 | 363 | 3,723 | 60.0  | 6.15  | 29 | 4.8   | 14  | 2.3  | 50  | 40/185 | 84.1   |

|                  |    |    |    |   |       |       |   |     |
|------------------|----|----|----|---|-------|-------|---|-----|
| Ogbonnaya, Chris | 2  | 0  | 2  | 0 | 0/0   | 0/0   | 0 | 12  |
| Ward, T.J.       | 2  | 0  | 0  | 2 | 0/0   | 0/0   | 0 | 12  |
| Whittaker, Fozzy | 2  | 0  | 2  | 0 | 0/0   | 0/0   | 0 | 12  |
| Benjamin, Travis | 1  | 0  | 0  | 1 | 0/0   | 0/0   | 0 | 6   |
| Gipson, Tashaun  | 1  | 0  | 0  | 1 | 0/0   | 0/0   | 0 | 6   |
| Haden, Joe       | 1  | 0  | 0  | 1 | 0/0   | 0/0   | 0 | 6   |
| Lanning, Spencer | 0  | 0  | 0  | 0 | 1/1   | 0/0   | 1 | 1   |
| Browns           | 35 | 4  | 26 | 5 | 33/33 | 21/26 | 0 | 308 |
| Opponents        | 46 | 13 | 29 | 4 | 43/43 | 27/32 | 1 | 406 |

**SACKS:** J. Sheard 5.5, B. Mingo 5, P. Kruger 4.5, D. Bryant 3.5, C. Robertson 3.0, C. Owens 2.5, A. Bryant 2.0, O. Groves 2.0, A. Rubin 2.0, P. Taylor 2.0, B. Winn 2.0, D. Jackson 1.5, T. Ward 1.5, J. Hughes 1.0, J. Posey 1.0, B. Skrine 1.0, **Browns: 40.0, Opponents: 49.0**

| RUSHING           | NO  | YDS   | AVG  | LG  | TD |
|-------------------|-----|-------|------|-----|----|
| McGahee, Willis   | 138 | 377   | 2.7  | 16  | 2  |
| Ogbonnaya, Chris  | 49  | 240   | 4.9  | 43  | 0  |
| Baker, Edwin      | 43  | 171   | 4.0  | 20  | 2  |
| Campbell, Jason   | 14  | 107   | 7.6  | 21  | 0  |
| Richardson, Trent | 31  | 105   | 3.4  | 10  | 0  |
| Gordon, Josh      | 5   | 88    | 17.6 | 34  | 0  |
| Whittaker, Fozzy  | 28  | 79    | 2.8  | 11  | 0  |
| Benjamin, Travis  | 1   | 45    | 45.0 | 45  | 0  |
| Weeden, Brandon   | 12  | 44    | 3.7  | 11  | 0  |
| Gray, MarQueis    | 6   | 43    | 7.2  | 18  | 0  |
| Aubrey, Josh      | 1   | 34    | 34.0 | 34  | 0  |
| Rainey, Bobby     | 13  | 34    | 2.6  | 7   | 0  |
| Hoyer, Brian      | 6   | 16    | 2.7  | 11  | 0  |
| Edwards, Armanti  | 1   | 0     | 0.0  | 0   | 0  |
| Browns            | 348 | 1,383 | 4.0  | 45  | 4  |
| Opponents         | 462 | 1,781 | 3.9  | 54f | 13 |

| RECEIVING         | NO  | YDS    | AVG  | LG  | TD |
|-------------------|-----|--------|------|-----|----|
| Gordon, Josh      | 87  | 1,646* | 18.9 | 95f | 9  |
| Cameron, Jordan   | 80  | 917    | 11.5 | 53  | 7  |
| Ogbonnaya, Chris  | 48  | 343    | 7.1  | 17  | 2  |
| Bess, Davone      | 42  | 362    | 8.6  | 20f | 2  |
| Little, Greg      | 41  | 465    | 11.3 | 47  | 2  |
| Whittaker, Fozzy  | 21  | 155    | 7.4  | 35f | 2  |
| Barnidge, Gary    | 13  | 127    | 9.8  | 40f | 2  |
| Cooper, Josh      | 9   | 60     | 6.7  | 16  | 0  |
| Baker, Edwin      | 8   | 57     | 7.1  | 16  | 0  |
| McGahee, Willis   | 8   | 20     | 2.5  | 9   | 0  |
| Richardson, Trent | 7   | 51     | 7.3  | 18  | 0  |
| Benjamin, Travis  | 5   | 105    | 21.0 | 39  | 0  |
| Rainey, Bobby     | 4   | 19     | 4.8  | 15  | 0  |
| Tyms, Brandon     | 2   | 12     | 6.0  | 6   | 0  |
| Gray, MarQueis    | 2   | 8      | 4.0  | 5   | 0  |
| Gurley, Tori      | 1   | 15     | 15.0 | 15  | 0  |
| Edwards, Armanti  | 1   | 10     | 10.0 | 10  | 0  |
| Browns            | 379 | 4,372  | 11.5 | 95f | 26 |
| Opponents         | 363 | 3,723  | 10.3 | 50  | 29 |

| INTERCEPTIONS    | NO | YDS | AVG  | LG  | TD |
|------------------|----|-----|------|-----|----|
| Gipson, Tashaun  | 5  | 143 | 28.6 | 44f | 1  |
| Haden, Joe       | 4  | 57  | 14.3 | 29f | 1  |
| Ward, T.J.       | 2  | 57  | 28.5 | 44f | 1  |
| Robertson, Craig | 1  | 12  | 12.0 | 12  | 0  |
| Skrine, Buster   | 1  | 5   | 5.0  | 5   | 0  |
| Jackson, D'Owell | 1  | 0   | 0.0  | 0   | 0  |
| Browns           | 14 | 274 | 19.6 | 44f | 3  |
| Opponents        | 20 | 206 | 10.3 | 43f | 2  |

| PUNTING          | NO | YDS   | AVG  | NET  | TB | IN | LG | B |
|------------------|----|-------|------|------|----|----|----|---|
| Lanning, Specner | 84 | 3,679 | 43.8 | 37.9 | 5  | 28 | 59 | 1 |
| Cundiff, Billy   | 1  | 34    | 34.0 | 14.0 | 1  | 0  | 34 | 0 |
| Browns           | 86 | 3,713 | 43.2 | 37.6 | 6  | 28 | 59 | 1 |
| Opponents        | 88 | 4,044 | 43.7 | 37.6 | 6  | 32 | 66 | 0 |

| PUNT RETURNS     | NO | FC | YDS | AVG  | LG  | TD |
|------------------|----|----|-----|------|-----|----|
| Benjamin, Travis | 22 | 7  | 257 | 11.7 | 79f | 1  |
| Poyer, Jordan    | 8  | 7  | 114 | 14.3 | 38  | 0  |
| Bess, Davone     | 4  | 14 | 19  | 4.8  | 11  | 0  |
| Edwards, Armanti | 4  | 0  | 28  | 7.0  | 12  | 0  |
| Browns           | 38 | 28 | 418 | 11.0 | 79f | 1  |
| Opponents        | 38 | 25 | 357 | 9.4  | 36  | 0  |

| KICKOFF RETURNS  | NO | YDS | AVG  | LG | TD |
|------------------|----|-----|------|----|----|
| Whittaker, Fozzy | 23 | 482 | 21.0 | 56 | 0  |
| Little, Greg     | 7  | 151 | 21.6 | 30 | 0  |
| Rainey, Bobby    | 6  | 147 | 24.5 | 33 | 0  |
| Benjamin, Travis | 3  | 146 | 48.7 | 86 | 0  |
| McFadden, Leon   | 1  | 5   | 5.0  | 5  | 0  |
| Browns           | 40 | 931 | 23.3 | 86 | 0  |
| Opponents        | 27 | 612 | 22.7 | 40 | 0  |

| FIELD GOALS    | 1-19 | 20-29 | 30-39 | 40-49 | 50+ | TOT   |
|----------------|------|-------|-------|-------|-----|-------|
| Cundiff, Billy | 0/0  | 7/7   | 5/6   | 7/9   | 2/4 | 21/26 |
| Browns         | 0/0  | 7/7   | 5/6   | 7/9   | 2/4 | 21/26 |
| Opponents      | 0/0  | 5/5   | 9/9   | 9/11  | 4/7 | 27/32 |

\* Led NFL

# 2014 (7-9)

COACH: Mike Pettine  
 DIVISION FINISH: 4th AFC North  
 2014 USUAL STARTING LINEUPS

| OFFENSE |                   | DEFENSE |                   |
|---------|-------------------|---------|-------------------|
| WR 16   | Andrew Hawkins    | RE 92   | Desmond Bryant    |
| LT 73   | Joe Thomas        | NT 71   | Ahtyba Rubin      |
| LG 75   | Joel Bitonio      | LE 98   | Phil Taylor       |
| C 55    | Alex Mack         | 90      | Billy Winn        |
| 68      | Nick McDonald     | OLB 99  | Paul Kruger       |
| RG 77   | John Greco        | ILB 56  | Karlos Dansby     |
| RT 72   | Mitchell Schwartz | ILB 53  | Craig Robertson   |
| TE 84   | Jordan Cameron    | 58      | Chris Kirksey     |
| 81      | Jim Dray          | OLB 51  | Barkevovich Mingo |
| WR 19   | Miles Austin      | LCB 23  | Joe Haden         |
| QB 6    | Brian Hoyer       | RCB 22  | Buster Skrine     |
| RB 44   | Ben Tate          | FS 39   | Tashaun Gipson    |
| 28      | Terrance West     | SS 31   | Donte Whitner     |
| FB 48   | Ray Agnew         |         |                   |

RADIO ANNOUNCERS:  
 Jim Donovan, Doug Dieken (92.3 The Fan WKRR-FM, ESPN 850 WKRN, WNCX 98.5 FM)

| DATE  | RESULT   | OPPONENT                | ATT    |
|-------|----------|-------------------------|--------|
| 09/7  | L, 27-30 | at Pittsburgh Steelers  | 64,598 |
| 09/14 | W, 26-24 | New Orleans Saints      | 67,407 |
| 09/21 | L, 21-23 | Baltimore Ravens        | 67,407 |
| 10/5  | W, 29-28 | at Tennessee Titans     | 69,143 |
| 10/12 | W, 31-10 | Pittsburgh Steelers     | 67,431 |
| 10/19 | L, 6-24  | at Jacksonville Jaguars | 61,341 |
| 10/26 | W, 23-13 | Oakland Raiders         | 67,431 |
| 11/2  | W, 22-17 | Tampa Bay Buccaneers    | 67,431 |
| 11/6  | W, 24-3  | at Cincinnati Bengals   | 65,871 |
| 11/16 | L, 7-23  | Houston Texans          | 67,431 |
| 11/23 | W, 26-24 | at Atlanta Falcons      | 70,046 |
| 11/30 | L, 10-26 | at Buffalo Bills        | 68,576 |
| 12/7  | L, 24-25 | Indianapolis Colts      | 67,431 |
| 12/14 | L, 0-30  | Cincinnati Bengals      | 67,431 |
| 12/21 | L, 13-17 | at Carolina Panthers    | 73,810 |
| 12/28 | L, 10-20 | at Baltimore Ravens     | 71,070 |

| TEAM STATISTICS    | BROWNS  | OPPONENT |
|--------------------|---------|----------|
| Total First Downs  | 294     | 348      |
| Rushing            | 88      | 126      |
| Passing            | 179     | 184      |
| Penalty            | 27      | 38       |
| 3rd Down: Made/Att | 61/207  | 90/239   |
| 3rd Down Pct.      | 29.5    | 37.7     |
| 4th Down: Made/Att | 5/14    | 11/18    |
| 4th Down Pct.      | 35.7    | 61.1     |
| Possession Avg.    | 28:13   | 31:47    |
| Total Net Yards    | 5193    | 5857     |
| Avg. Per Game      | 324.6   | 366.1    |
| Total Plays        | 1010    | 1118     |
| Avg. Per Play      | 5.1     | 5.2      |
| Net Yards Rushing  | 1728    | 2265     |
| Avg. Per Game      | 108.0   | 141.6    |
| Total Rushes       | 477     | 500      |
| Net Yards Passing  | 3465    | 3592     |
| Avg. Per Game      | 216.6   | 224.5    |
| Sacked/Yards Lost  | 31/213  | 31/191   |
| Gross Yards        | 3678    | 3783     |
| Att./Completions   | 502/274 | 587/335  |
| Completion Pct.    | 54.6    | 57.1     |
| Had Intercepted    | 16      | 21       |
| Punts/Average      | 93/44.3 | 86/44.1  |
| Net Punting Avg.   | 93/39.2 | 86/40.1  |
| Penalties/Yards    | 116/932 | 98/769   |
| Fumbles/Ball Lost  | 16/7    | 22/8     |
| Touchdowns         | 32      | 36       |
| Rushing            | 17      | 13       |
| Passing            | 12      | 22       |
| Returns            | 3       | 1        |

| SCORE BY PERIODS | 1ST | 2ND | 3RD | 4TH | OT | TOT |
|------------------|-----|-----|-----|-----|----|-----|
| Team             | 56  | 85  | 82  | 76  | —  | 299 |
| Opponents        | 53  | 119 | 53  | 112 | —  | 337 |

| SCORING          | TD | RU | PA | RT | PAT   | FG    | 2PT | PTS |
|------------------|----|----|----|----|-------|-------|-----|-----|
| Cundiff, Billy   | 0  | 0  | 0  | 0  | 28/28 | 22/29 | 0   | 94  |
| Crowell, Isaiah  | 8  | 8  | 0  | 0  | 0/0   | 0/0   | 0   | 48  |
| West, Terrance   | 5  | 4  | 1  | 0  | 0/0   | 0/0   | 0   | 30  |
| Tate, Ben        | 4  | 4  | 0  | 0  | 0/0   | 0/0   | 0   | 24  |
| Benjamin, Travis | 3  | 0  | 3  | 0  | 0/0   | 0/0   | 0   | 18  |
| Austin, Miles    | 2  | 0  | 2  | 0  | 0/0   | 0/0   | 0   | 12  |

| PASSING         | ATT | CMP | YDS   | PCT  | AVIAT | TD | TD% | INT | INT% | LG  | TKLD   | RATING |
|-----------------|-----|-----|-------|------|-------|----|-----|-----|------|-----|--------|--------|
| Hoyer, Brian    | 438 | 242 | 3,326 | 55.3 | 7.59  | 12 | 2.7 | 13  | 3.0  | 811 | 24/160 | 76.5   |
| Manziel, Johnny | 35  | 18  | 175   | 51.4 | 5.00  | 0  | 0.0 | 2   | 5.7  | 32  | 3/26   | 42.0   |
| Shaw, Connor    | 28  | 14  | 177   | 50.0 | 6.32  | 0  | 0.0 | 1   | 3.6  | 49  | 4/27   | 55.2   |
| Gordon, Josh    | 1   | 0   | 0     | 0.0  | 0.0   | 0  | 0.0 | 0   | 0.0  | —   | 0/0    | 39.6   |
| Team            | 502 | 274 | 3,678 | 54.6 | 7.33  | 12 | 2.4 | 16  | 3.2  | 811 | 31/213 | 72.8   |
| Opponents       | 587 | 335 | 3,783 | 57.1 | 6.44  | 22 | 3.7 | 21  | 3.6  | 751 | 31/191 | 74.1   |

|                  |    |    |    |   |       |       |   |     |
|------------------|----|----|----|---|-------|-------|---|-----|
| Cameron, Jordan  | 2  | 0  | 2  | 0 | 0/0   | 0/0   | 0 | 12  |
| Hawkins, Andrew  | 2  | 0  | 2  | 0 | 0/0   | 0/0   | 0 | 12  |
| Hartley, Garrett | 0  | 0  | 0  | 0 | 2/2   | 3/3   | 0 | 11  |
| Dray, Jim        | 1  | 0  | 1  | 0 | 0/0   | 0     | 6 | 6   |
| Gabriel, Taylor  | 1  | 0  | 1  | 0 | 0/0   | 0/0   | 0 | 6   |
| Gilbert, Justin  | 1  | 0  | 0  | 1 | 0/0   | 0/0   | 0 | 6   |
| Gipson, Tashaun  | 1  | 0  | 0  | 1 | 0/0   | 0/0   | 0 | 6   |
| Manziel, Johnny  | 1  | 1  | 0  | 0 | 0/0   | 0/0   | 0 | 6   |
| Robertson, Craig | 1  | 0  | 0  | 1 | 0/0   | 0/0   | 0 | 6   |
| Carder, Tank     | 0  | 0  | 0  | 0 | 0/0   | 0/0   | 1 | 2   |
| Team             | 32 | 17 | 12 | 3 | 30/30 | 25/32 | 1 | 299 |
| Opponents        | 36 | 13 | 22 | 1 | 34/34 | 29/34 | 0 | 337 |

SACKS: P. Kruger 11.0, D. Bryant 5.0, K. Dansby 3.0, C. Kirksey 2.0, B. Milgo 2.0, J. Sheard 2.0, S. Solomon 1.0, A. Bryant 1.0, J. Leonhard 1.0, A. Rubin 1.0, K. Williams 1.0, (group) 1, Browns 31, Opponents 31

| RUSHING          | NO  | YDS   | AVG | LG | TD |
|------------------|-----|-------|-----|----|----|
| West, Terrance   | 171 | 673   | 3.9 | 36 | 4  |
| Crowell, Isaiah  | 148 | 607   | 4.1 | 35 | 8  |
| Tate, Ben        | 106 | 333   | 3.1 | 25 | 4  |
| Hoyer, Brian     | 24  | 39    | 1.6 | 11 | 0  |
| Manziel, Johnny  | 9   | 29    | 3.2 | 10 | 1  |
| Draughn, Shaun   | 10  | 19    | 1.9 | 6  | 0  |
| Hawkins, Andrew  | 3   | 15    | 5.0 | 8  | 0  |
| Benjamin, Travis | 3   | 11    | 3.7 | 10 | 0  |
| Gabriel, Taylor  | 4   | 10    | 2.5 | 8  | 0  |
| Shaw, Connor     | 7   | 9     | 1.3 | 7  | 0  |
| Agnew, Ray       | 2   | 2     | 1.0 | 2  | 0  |
| Team             | 477 | 1,728 | 3.6 | 36 | 17 |
| Opponents        | 500 | 2,265 | 4.5 | 38 | 13 |

| RECEIVING        | NO  | YDS   | AVG  | LG | TD |
|------------------|-----|-------|------|----|----|
| Hawkins, Andrew  | 63  | 824   | 13.1 | 65 | 2  |
| Austin, Miles    | 47  | 568   | 12.1 | 31 | 2  |
| Gabriel, Taylor  | 36  | 621   | 17.3 | 70 | 1  |
| Cameron, Jordan  | 24  | 424   | 17.7 | 81 | 2  |
| Gordon, Josh     | 24  | 303   | 12.6 | 32 | 0  |
| Benjamin, Travis | 18  | 314   | 17.4 | 43 | 3  |
| Dray, Jim        | 17  | 242   | 14.2 | 31 | 1  |
| Barnidge, Gary   | 13  | 156   | 12.0 | 28 | 0  |
| West, Terrance   | 11  | 64    | 5.8  | 11 | 1  |
| Crowell, Isaiah  | 9   | 87    | 9.7  | 19 | 0  |
| Tate, Ben        | 9   | 60    | 6.7  | 23 | 0  |
| Agnew, Ray       | 3   | 15    | 5.0  | 12 | 0  |
| Team             | 274 | 3,678 | 13.4 | 81 | 12 |
| Opponents        | 335 | 3,783 | 11.3 | 75 | 22 |

| INTERCEPTIONS    | NO | YDS | AVG  | LG | TD |
|------------------|----|-----|------|----|----|
| Gipson, Tashaun  | 6  | 158 | 26.3 | 62 | 1  |
| Skrine, Buster   | 4  | 34  | 8.5  | 30 | 0  |
| Haden, Joe       | 3  | 0   | 0.0  | 0  | 0  |
| Leonhard, Jim    | 2  | 34  | 17.0 | 34 | 0  |
| Robertson, Craig | 2  | 30  | 15.0 | 15 | 0  |
| Whitner, Donte   | 1  | 54  | 54.0 | 54 | 0  |
| Gilbert, Justin  | 1  | 23  | 23.0 | 23 | 1  |
| Dansby, Karlos   | 1  | 0   | 0.0  | 0  | 0  |
| Winn, Billy      | 1  | 0   | 0.0  | 0  | 0  |
| Team             | 21 | 333 | 15.9 | 62 | 2  |
| Opponents        | 16 | 118 | 7.4  | 33 | 0  |

| PUNTING          | NO | YDS   | AVG  | NET  | TB | IN | LG | B |
|------------------|----|-------|------|------|----|----|----|---|
| Lanning, Spencer | 93 | 4,119 | 44.3 | 39.2 | 9  | 25 | 59 | 0 |
| Team             | 93 | 4,119 | 44.3 | 39.2 | 9  | 25 | 59 | 0 |
| Opponents        | 86 | 3,790 | 44.1 | 40.1 | 8  | 27 | 70 | 1 |

| PUNT RETURNS     | NO | FC | YDS | AVG | LG | TD |
|------------------|----|----|-----|-----|----|----|
| Benjamin, Travis | 15 | 8  | 127 | 8.5 | 37 | 0  |
| Poyer, Jordan    | 7  | 2  | 28  | 4.0 | 8  | 0  |
| Leonhard, Brian  | 4  | 15 | 26  | 6.5 | 12 | 0  |
| Williams, K'Wuan | 1  | 0  | 0   | 0.0 | 0  | 0  |
| Team             | 27 | 25 | 181 | 6.7 | 37 | 0  |
| Opponents        | 42 | 26 | 295 | 7.0 | 36 | 0  |

| KICKOFF RETURNS   | NO | YDS | AVG  | LG | TD |
|-------------------|----|-----|------|----|----|
| Moore, Marlon     | 13 | 322 | 24.8 | 32 | 0  |
| Benjamin, Travis  | 12 | 246 | 20.5 | 28 | 0  |
| Draughn, Shaun LG | 8  | 173 | 21.6 | 39 | 0  |
| Draughn, Shaun TM | 5  | 115 | 23.0 | 39 | 0  |
| Gabriel, Taylor   | 4  | 96  | 24.0 | 30 | 0  |
| Leonhard, Jim     | 1  | 5   | 5.0  | 5  | 0  |
| Poyer, Jordan     | 1  | 14  | 14.0 | 14 | 0  |
| Robertson, Craig  | 1  | 3   | 3.0  | 3  | 0  |
| Team              | 37 | 801 | 21.6 | 39 | 0  |
| Opponents         | 31 | 695 | 22.4 | 41 | 0  |

| FIELD GOALS      | 1-19 | 20-29 | 30-39 | 40-49 | 50+ | TOT   |
|------------------|------|-------|-------|-------|-----|-------|
| Cundiff, Billy   | 0/0  | 6/6   | 10/13 | 5/7   | 1/3 | 22/29 |
| Hartley, Garrett | 0/0  | 0/0   | 2/2   | 1/1   | 0/0 | 3/3   |
| Team             | 0/0  | 6/6   | 12/15 | 6/8   | 1/3 | 25/32 |
| Opponents        | 0/0  | 6/6   | 12/13 | 8/9   | 3/6 | 29/34 |

STAFF

PLAYERS

2015 SEASON

HISTORY

RECORDS

GAME DAY



## 2015 (3-13)

COACH: Mike Pettine  
DIVISION FINISH: 4th AFC North  
2015 USUAL STARTING LINEUPS

| OFFENSE |                   | DEFENSE |                   |
|---------|-------------------|---------|-------------------|
| WR 11   | Travis Benjamin   | RE 94   | Randy Starks      |
| LT 73   | Joe Thomas        | NT 71   | Danny Shelton     |
| LG 75   | Joel Bitonio      | LE 98   | Desmond Bryant    |
| C 55    | Alex Mack         | OLB 99  | Paul Kruger       |
| RG 77   | John Greco        | MIKE 56 | Karlos Dansby     |
| RT 72   | Mitchell Schwartz | WLT 53  | Craig Robertson   |
| TE 82   | Gary Barnidge     | 58      | Christlan Kirksey |
| WR 16   | Andrew Hawkins    | OLB 44  | Nate Orchard      |
| OB 13   | Josh McCown       | LCB 23  | Joe Haden         |
| 2       | Johnny Manziel    | 26      | Pierre Desir      |
| RB 34   | Isaiah Crowell    | 43      | Charles Gaines    |
| 28      | Duke Johnson Jr.  | RCB 22  | Tramon Williams   |
| TE 81   | Jim Dray          | FS 39   | Tashaun Gipson    |
|         |                   | SS 31   | Donte Whilner     |

**RADIO ANNOUNCERS:**  
Jim Donovan, Doug Dieken (92.3 The Fan WKRR-FM, ESPN 850 WKNR, WNCX 98.5 FM)

| DATE  | RESULT        | OPPONENT               | ATT    |
|-------|---------------|------------------------|--------|
| 09/13 | L, 10-31      | at New York Jets       | 78,160 |
| 09/20 | W, 28-14      | Tennessee Titans       | 67,431 |
| 09/27 | L, 20-27      | Oakland Raiders        | 67,431 |
| 10/4  | L, 27-30      | at San Diego Chargers  | 63,710 |
| 10/11 | W, 33-30 (OT) | at Baltimore Ravens    | 71,046 |
| 10/18 | L, 23-26 (OT) | Denver Broncos         | 67,431 |
| 10/25 | L, 6-24       | at St. Louis Rams      | 51,523 |
| 11/1  | L, 20-34      | Arizona Cardinals      | 67,431 |
| 11/5  | L, 10-31      | at Cincinnati Bengals  | 65,816 |
| 11/15 | L, 9-30       | at Pittsburgh Steelers | 64,402 |
| 11/30 | L, 27-33      | Baltimore Ravens       | 64,380 |
| 12/6  | L, 3-37       | Cincinnati Bengals     | 64,775 |
| 12/13 | W, 24-10      | San Francisco 49ers    | 63,916 |
| 12/20 | L, 13-30      | at Seattle Seahawks    | 69,002 |
| 12/27 | L, 13-17      | at Kansas City Chiefs  | 69,115 |
| 1/3   | L, 12-28      | Pittsburgh Steelers    | 66,693 |

| TEAM STATISTICS    | BROWNS   | OPPONENT |
|--------------------|----------|----------|
| Total First Downs  | 307      | 321      |
| Rushing            | 81       | 104      |
| Passing            | 192      | 186      |
| Penalty            | 34       | 31       |
| 3rd Down: Made/Att | 95/227   | 81/203   |
| 3rd Down Pct.      | 41.9     | 39.9     |
| 4th Down: Made/Att | 10/24    | 10/15    |
| 4th Down Pct.      | 41.7     | 66.7     |
| Possession Avg.    | 30:26    | 29:34    |
| Total Net Yards    | 5311     | 6067     |
| Avg. Per Game      | 331.9    | 379.2    |
| Total Plays        | 1042     | 998      |
| Avg. Per Play      | 5.1      | 6.1      |
| Net Yards Rushing  | 1529     | 2055     |
| Avg. Per Game      | 95.6     | 128.4    |
| Total Rushes       | 380      | 458      |
| Net Yards Passing  | 3782     | 4012     |
| Avg. Per Game      | 236.4    | 250.8    |
| Sacked/Yards Lost  | 53/374   | 29/157   |
| Gross Yards        | 4156     | 4169     |
| Att./Completions   | 609/371  | 511/322  |
| Completion Pct.    | 60.9     | 63.0     |
| Had Intercepted    | 12       | 11       |
| Punts/Average      | 70/46.7  | 63/43.5  |
| Net Punting Avg.   | 40.1     | 36.4     |
| Penalties/Yards    | 120/1083 | 108/833  |
| Fumbles/Ball Lost  | 28/18    | 18/10    |
| Touchdowns         | 28       | 49       |
| Rushing            | 5        | 11       |
| Passing            | 20       | 34       |
| Returns            | 3        | 4        |

| SCORE BY PERIODS | 1ST | 2ND | 3RD | 4TH | OT | TOT |
|------------------|-----|-----|-----|-----|----|-----|
| Team             | 50  | 90  | 48  | 87  | 3  | 278 |
| Opponents        | 98  | 116 | 88  | 127 | 3  | 432 |

| SCORING          | TD | RU | PA | RT | PAT   | FG    | 2PT | PTS |
|------------------|----|----|----|----|-------|-------|-----|-----|
| Coons, Travis    | 0  | 0  | 0  | 0  | 22/24 | 28/32 | 0   | 106 |
| Barnidge, Gary   | 9  | 0  | 9  | 0  | 0/0   | 0/0   | 0   | 54  |
| Benjamin, Travis | 6  | 0  | 5  | 1  | 0/0   | 0/0   | 0   | 36  |
| Crowell, Isaiah  | 5  | 4  | 1  | 0  | 0/0   | 0/0   | 0   | 30  |

|                   |    |    |    |   |       |       |   |     |
|-------------------|----|----|----|---|-------|-------|---|-----|
| Dansby, Karlos    | 2  | 0  | 0  | 2 | 0/0   | 0/0   | 0 | 12  |
| Hartline, Brian   | 2  | 0  | 2  | 0 | 0/0   | 0/0   | 0 | 12  |
| Johnson Jr., Duke | 2  | 0  | 2  | 0 | 0/0   | 0/0   | 0 | 12  |
| McCown, Josh      | 1  | 1  | 0  | 0 | 0/0   | 0/0   | 0 | 6   |
| Moore, Marlon     | 1  | 0  | 1  | 0 | 0/0   | 0/0   | 0 | 6   |
| Gabriel, Taylor   | 0  | 0  | 0  | 0 | 0/0   | 0/0   | 1 | 2   |
| Hawkins, Andrew   | 0  | 0  | 0  | 0 | 0/0   | 0/0   | 1 | 2   |
| Team              | 28 | 5  | 20 | 3 | 22/24 | 28/32 | 2 | 278 |
| Opponents         | 49 | 11 | 34 | 4 | 44/45 | 30/35 | 2 | 432 |

**SACKS:** D. Bryant 6.0, A. Bryant 5.5, C. Kirksey 3.5, N. Orchard 3.0, P. Kruger 2.5, X. Cooper 1.5, J. Hughes 1.5, D. Whilner 1.5, J. Meder 1.0, J. Poyer 1.0, R. Starks 1.0, K. Williams 1.0

**Browns 29, Opponents 52**

| RUSHING           | NO  | YDS   | AVG  | LG | TD |
|-------------------|-----|-------|------|----|----|
| Crowell, Isaiah   | 185 | 706   | 3.8  | 54 | 4  |
| Johnson Jr., Duke | 104 | 379   | 3.6  | 39 | 0  |
| Manziel, Johnny   | 37  | 230   | 6.2  | 34 | 0  |
| McCown, Josh      | 20  | 98    | 4.9  | 13 | 1  |
| Turbin, Robert    | 18  | 60    | 3.3  | 22 | 0  |
| Davis, Austin     | 7   | 33    | 4.7  | 17 | 0  |
| Benjamin, Travis  | 4   | 12    | 3.0  | 10 | 0  |
| Draughn, Shaun    | 2   | 10    | 5.0  | 6  | 0  |
| Poyer, Jordan     | 2   | 10    | 10.0 | 10 | 0  |
| Pryor, Terrelle   | 1   | -1    | -1.0 | -1 | 0  |
| Winston, Glenn    | 1   | -8    | -8.0 | -8 | 0  |
| Team              | 380 | 1,529 | 4.0  | 54 | 5  |
| Opponents         | 458 | 2,055 | 4.5  | 54 | 11 |

| RECEIVING         | NO  | YDS   | AVG  | LG | TD |
|-------------------|-----|-------|------|----|----|
| Barnidge, Gary    | 79  | 1,043 | 13.2 | 40 | 9  |
| Benjamin, Travis  | 68  | 966   | 14.2 | 61 | 5  |
| Johnson Jr., Duke | 61  | 534   | 8.8  | 52 | 2  |
| Hartline, Brian   | 46  | 523   | 11.4 | 41 | 2  |
| Gabriel, Taylor   | 28  | 241   | 8.6  | 56 | 0  |
| Hawkins, Andrew   | 27  | 276   | 10.2 | 25 | 0  |
| Crowell, Isaiah   | 19  | 182   | 9.6  | 53 | 1  |
| Jennings, Darius  | 14  | 117   | 8.4  | 16 | 0  |
| Moore, Marlon     | 7   | 81    | 11.6 | 20 | 1  |
| Dray, Jim         | 6   | 61    | 10.2 | 18 | 0  |
| Bowe, Dwayne      | 5   | 53    | 10.6 | 16 | 0  |
| Johnson, Malcolm  | 4   | 15    | 3.8  | 8  | 0  |
| Turbin, Robert    | 2   | 8     | 4.0  | 7  | 0  |
| Draughn, Shaun    | 2   | 1     | 0.5  | 2  | 0  |
| Pryor, Terrelle   | 1   | 42    | 42.0 | 42 | 0  |
| Bibbs, E.J.       | 1   | 7     | 7.0  | 7  | 0  |
| Houser, Rob       | 1   | 6     | 6.0  | 6  | 0  |
| Team              | 371 | 4,156 | 11.2 | 61 | 20 |
| Opponents         | 322 | 4,169 | 12.9 | 75 | 34 |

| INTERCEPTIONS     | NO | YDS | AVG  | LG | TD |
|-------------------|----|-----|------|----|----|
| Dansby, Karlos    | 3  | 93  | 31.0 | 52 | 2  |
| Poyer, Jordan     | 2  | 24  | 12.0 | 12 | 0  |
| Gipson, Tashaun   | 2  | 0   | 0.0  | 0  | 0  |
| Orchard, Nate     | 1  | 46  | 46.0 | 46 | 0  |
| Robertson, Craig  | 1  | 38  | 38.0 | 38 | 0  |
| Mingo, Barkevious | 1  | 7   | 7.0  | 7  | 0  |
| Williams, Tramon  | 1  | 2   | 2.0  | 2  | 0  |
| Team              | 11 | 210 | 19.1 | 52 | 2  |
| Opponents         | 12 | 204 | 17.0 | 63 | 1  |

| PUNTING   | NO | YDS   | AVG  | NET  | TB | IN | LG | B |
|-----------|----|-------|------|------|----|----|----|---|
| Lee, Andy | 70 | 3,270 | 46.7 | 40.1 | 4  | 25 | 67 | 0 |
| Team      | 70 | 3,270 | 46.7 | 40.1 | 4  | 25 | 67 | 0 |
| Opponents | 63 | 2,741 | 43.5 | 36.4 | 6  | 17 | 64 | 1 |

| PUNT RETURNS     | NO | FC | YDS | AVG  | LG | TD |
|------------------|----|----|-----|------|----|----|
| Benjamin, Travis | 28 | 10 | 324 | 11.6 | 78 | 1  |
| Williams, Tramon | 1  | 0  | 1   | 1.0  | 1  | 0  |
| Team             | 29 | 10 | 325 | 11.2 | 78 | 1  |
| Opponents        | 37 | 15 | 381 | 10.3 | 82 | 1  |

| KICKOFF RETURNS   | NO | YDS   | AVG  | LG | TD |
|-------------------|----|-------|------|----|----|
| Gilbert, Justin   | 12 | 339   | 28.3 | 40 | 0  |
| Mosler, Raheem    | 12 | 309   | 25.8 | 53 | 0  |
| Jennings, Darius  | 7  | 158   | 22.6 | 28 | 0  |
| Draughn, Shaun    | 5  | 106   | 21.2 | 31 | 0  |
| Moore, Marlon     | 3  | 77    | 25.7 | 29 | 0  |
| Johnson Jr., Duke | 2  | 52    | 26.0 | 30 | 0  |
| Team              | 41 | 1,041 | 25.4 | 53 | 0  |
| Opponents         | 42 | 894   | 21.3 | 46 | 0  |

| FIELD GOALS   | 1-19 | 20-29 | 30-39 | 40-49 | 50+ | TOT   |
|---------------|------|-------|-------|-------|-----|-------|
| Coons, Travis | 0/0  | 11/11 | 10/10 | 7/9   | 0/2 | 28/32 |
| Team          | 0/0  | 11/11 | 10/10 | 7/9   | 0/2 | 28/32 |
| Opponents     | 0/0  | 10/10 | 12/13 | 8/9   | 0/3 | 30/35 |

| PASSING         | ATT | CMP | YDS   | PCT  | AVIAT | TD | TD% | INT | INT% | LG | TKLD   | RATING |
|-----------------|-----|-----|-------|------|-------|----|-----|-----|------|----|--------|--------|
| McCown, Josh    | 292 | 186 | 2,109 | 63.7 | 7.22  | 12 | 4   | 4   | 1.4  | 56 | 23/173 | 93.3   |
| Manziel, Johnny | 223 | 129 | 1,500 | 57.8 | 6.73  | 7  | 3.1 | 5   | 2.2  | 61 | 19/141 | 79.4   |
| Davis, Austin   | 94  | 56  | 547   | 59.6 | 5.82  | 1  | 1.1 | 3   | 3.2  | 42 | 11/96  | 66.2   |
| Team            | 609 | 371 | 4,156 | 60.9 | 6.82  | 20 | 3.3 | 12  | 2.0  | 61 | 53/374 | 84.0   |
| Opponents       | 511 | 322 | 4,169 | 63.0 | 8.16  | 34 | 6.7 | 11  | 2.2  | 75 | 29/157 | 101.8  |

# YEARLY RESULTS (1946-2015)

| YEAR                    | LEAGUE | REGULAR SEASON |            |           |             | PLAYOFFS  |           |          |              | COMBINED RECORD |            |           |             |
|-------------------------|--------|----------------|------------|-----------|-------------|-----------|-----------|----------|--------------|-----------------|------------|-----------|-------------|
|                         |        | W              | L          | T         | %           | W         | L         | T        | %            | W               | L          | T         | %           |
| 1946 #                  | AAFC   | 12             | 2          | 0         | .857        | 1         | 0         | 0        | 1.000        | 13              | 2          | 0         | .867        |
| 1947 #                  | AAFC   | 12             | 1          | 1         | .923        | 1         | 0         | 0        | 1.000        | 13              | 1          | 1         | .929        |
| 1948 #                  | AAFC   | 14             | 0          | 0         | 1.000       | 1         | 0         | 0        | 1.000        | 15              | 0          | 0         | 1.000       |
| 1949 #                  | AAFC   | 9              | 1          | 2         | .900        | 2         | 0         | 0        | 1.000        | 11              | 1          | 2         | .917        |
| 1950 #                  | NFL    | 10             | 2          | 0         | .833        | 2         | 0         | 0        | 1.000        | 12              | 2          | 0         | .857        |
| 1951 #                  | NFL    | 11             | 1          | 0         | .917        | 0         | 1         | 0        | .000         | 11              | 2          | 0         | .846        |
| 1952 #                  | NFL    | 8              | 4          | 0         | .667        | 0         | 1         | 0        | .000         | 8               | 5          | 0         | .615        |
| 1953 #                  | NFL    | 11             | 1          | 0         | .917        | 0         | 1         | 0        | .000         | 11              | 2          | 0         | .846        |
| 1954 #                  | NFL    | 9              | 3          | 0         | .750        | 1         | 0         | 0        | 1.000        | 10              | 3          | 0         | .769        |
| 1955 #                  | NFL    | 9              | 2          | 1         | .818        | 1         | 0         | 0        | 1.000        | 10              | 2          | 1         | .833        |
| 1956                    | NFL    | 5              | 7          | 0         | .417        | 0         | 0         | 0        | .000         | 5               | 7          | 0         | .417        |
| 1957 #                  | NFL    | 9              | 2          | 1         | .818        | 0         | 1         | 0        | .000         | 9               | 3          | 1         | .750        |
| 1958 #                  | NFL    | 9              | 3          | 0         | .750        | 0         | 1         | 0        | .000         | 9               | 4          | 0         | .692        |
| 1959                    | NFL    | 7              | 5          | 0         | .583        | 0         | 0         | 0        | .000         | 7               | 5          | 0         | .583        |
| 1960                    | NFL    | 8              | 3          | 1         | .727        | 0         | 0         | 0        | .000         | 8               | 3          | 1         | .727        |
| 1961                    | NFL    | 8              | 5          | 1         | .615        | 0         | 0         | 0        | .000         | 8               | 5          | 1         | .615        |
| 1962                    | NFL    | 7              | 6          | 1         | .538        | 0         | 0         | 0        | .000         | 7               | 6          | 1         | .538        |
| 1963                    | NFL    | 10             | 4          | 0         | .714        | 0         | 0         | 0        | .000         | 10              | 4          | 0         | .714        |
| 1964 #                  | NFL    | 10             | 3          | 1         | .769        | 1         | 0         | 0        | 1.000        | 11              | 3          | 1         | .786        |
| 1965 #                  | NFL    | 11             | 3          | 0         | .786        | 0         | 1         | 0        | .000         | 11              | 4          | 0         | .733        |
| 1966                    | NFL    | 9              | 5          | 0         | .643        | 0         | 0         | 0        | .000         | 9               | 5          | 0         | .643        |
| 1967 #                  | NFL    | 9              | 5          | 0         | .643        | 0         | 1         | 0        | .000         | 9               | 6          | 0         | .600        |
| 1968 #                  | NFL    | 10             | 4          | 0         | .714        | 1         | 1         | 0        | .500         | 11              | 5          | 0         | .688        |
| 1969 #                  | NFL    | 10             | 3          | 1         | .769        | 1         | 1         | 0        | .500         | 11              | 4          | 1         | .733        |
| 1970                    | NFL    | 7              | 7          | 0         | .500        | 0         | 0         | 0        | .000         | 7               | 7          | 0         | .500        |
| 1971 #                  | NFL    | 9              | 5          | 0         | .643        | 0         | 1         | 0        | .000         | 9               | 6          | 0         | .600        |
| 1972 #                  | NFL    | 10             | 4          | 0         | .714        | 0         | 1         | 0        | .000         | 10              | 5          | 0         | .667        |
| 1973                    | NFL    | 7              | 5          | 2         | .583        | 0         | 0         | 0        | .000         | 7               | 5          | 2         | .583        |
| 1974                    | NFL    | 4              | 10         | 0         | .286        | 0         | 0         | 0        | .000         | 4               | 10         | 0         | .286        |
| 1975                    | NFL    | 3              | 11         | 0         | .214        | 0         | 0         | 0        | .000         | 3               | 11         | 0         | .214        |
| 1976                    | NFL    | 9              | 5          | 0         | .643        | 0         | 0         | 0        | .000         | 9               | 5          | 0         | .643        |
| 1977                    | NFL    | 6              | 8          | 0         | .429        | 0         | 0         | 0        | .000         | 6               | 8          | 0         | .429        |
| 1978                    | NFL    | 8              | 8          | 0         | .500        | 0         | 0         | 0        | .000         | 8               | 8          | 0         | .500        |
| 1979                    | NFL    | 9              | 7          | 0         | .563        | 0         | 0         | 0        | .000         | 9               | 7          | 0         | .563        |
| 1980 #                  | NFL    | 11             | 5          | 0         | .688        | 0         | 1         | 0        | .000         | 11              | 6          | 0         | .647        |
| 1981                    | NFL    | 5              | 11         | 0         | .313        | 0         | 0         | 0        | .000         | 5               | 11         | 0         | .313        |
| 1982 *                  | NFL    | 4              | 5          | 0         | .444        | 0         | 1         | 0        | .000         | 4               | 6          | 0         | .400        |
| 1983                    | NFL    | 9              | 7          | 0         | .563        | 0         | 0         | 0        | .000         | 9               | 7          | 0         | .563        |
| 1984                    | NFL    | 5              | 11         | 0         | .313        | 0         | 0         | 0        | .000         | 5               | 11         | 0         | .313        |
| 1985 #                  | NFL    | 8              | 8          | 0         | .500        | 0         | 1         | 0        | .000         | 8               | 9          | 0         | .471        |
| 1986 #                  | NFL    | 12             | 4          | 0         | .750        | 1         | 1         | 0        | .500         | 13              | 5          | 0         | .722        |
| 1987 #                  | NFL    | 10             | 5          | 0         | .667        | 1         | 1         | 0        | .500         | 11              | 6          | 0         | .647        |
| 1988 *                  | NFL    | 10             | 6          | 0         | .625        | 0         | 1         | 0        | .000         | 10              | 7          | 0         | .588        |
| 1989 #                  | NFL    | 9              | 6          | 1         | .600        | 1         | 1         | 0        | .500         | 10              | 7          | 1         | .588        |
| 1990                    | NFL    | 3              | 13         | 0         | .188        | 0         | 0         | 0        | .000         | 3               | 13         | 0         | .188        |
| 1991                    | NFL    | 6              | 10         | 0         | .375        | 0         | 0         | 0        | .000         | 6               | 10         | 0         | .375        |
| 1992                    | NFL    | 7              | 9          | 0         | .438        | 0         | 0         | 0        | .000         | 7               | 9          | 0         | .438        |
| 1993                    | NFL    | 7              | 9          | 0         | .438        | 0         | 0         | 0        | .000         | 7               | 9          | 0         | .438        |
| 1994 *                  | NFL    | 11             | 5          | 0         | .688        | 1         | 1         | 0        | .500         | 12              | 6          | 0         | .667        |
| 1995                    | NFL    | 5              | 11         | 0         | .313        | 0         | 0         | 0        | .000         | 5               | 11         | 0         | .313        |
| 1999                    | NFL    | 2              | 14         | 0         | .125        | 0         | 0         | 0        | .000         | 2               | 14         | 0         | .125        |
| 2000                    | NFL    | 3              | 13         | 0         | .188        | 0         | 0         | 0        | .000         | 3               | 13         | 0         | .188        |
| 2001                    | NFL    | 7              | 9          | 0         | .438        | 0         | 0         | 0        | .000         | 7               | 9          | 0         | .438        |
| 2002 *                  | NFL    | 9              | 7          | 0         | .563        | 0         | 1         | 0        | .000         | 9               | 8          | 0         | .529        |
| 2003                    | NFL    | 5              | 11         | 0         | .313        | 0         | 0         | 0        | .000         | 5               | 11         | 0         | .313        |
| 2004                    | NFL    | 4              | 12         | 0         | .250        | 0         | 0         | 0        | .000         | 4               | 12         | 0         | .250        |
| 2005                    | NFL    | 6              | 10         | 0         | .375        | 0         | 0         | 0        | .000         | 6               | 10         | 0         | .375        |
| 2006                    | NFL    | 4              | 12         | 0         | .250        | 0         | 0         | 0        | .000         | 4               | 12         | 0         | .250        |
| 2007                    | NFL    | 10             | 6          | 0         | .625        | 0         | 0         | 0        | .000         | 10              | 6          | 0         | .625        |
| 2008                    | NFL    | 4              | 12         | 0         | .250        | 0         | 0         | 0        | .000         | 4               | 12         | 0         | .250        |
| 2009                    | NFL    | 5              | 11         | 0         | .313        | 0         | 0         | 0        | .000         | 5               | 11         | 0         | .313        |
| 2010                    | NFL    | 5              | 11         | 0         | .313        | 0         | 0         | 0        | .000         | 5               | 11         | 0         | .313        |
| 2011                    | NFL    | 4              | 12         | 0         | .250        | 0         | 0         | 0        | .000         | 4               | 12         | 0         | .250        |
| 2012                    | NFL    | 5              | 11         | 0         | .313        | 0         | 0         | 0        | .000         | 5               | 11         | 0         | .313        |
| 2013                    | NFL    | 4              | 12         | 0         | .250        | 0         | 0         | 0        | .000         | 4               | 12         | 0         | .250        |
| 2014                    | NFL    | 7              | 9          | 0         | .438        | 0         | 0         | 0        | .000         | 7               | 9          | 0         | .438        |
| 2015                    | NFL    | 3              | 13         | 0         | .188        | 0         | 0         | 0        | .000         | 3               | 13         | 0         | .188        |
| <b>NFL Totals</b>       |        | <b>461</b>     | <b>451</b> | <b>10</b> | <b>.505</b> | <b>11</b> | <b>20</b> | <b>0</b> | <b>.355</b>  | <b>472</b>      | <b>471</b> | <b>10</b> | <b>.501</b> |
| <b>AAFC Totals</b>      |        | <b>47</b>      | <b>4</b>   | <b>3</b>  | <b>.898</b> | <b>5</b>  | <b>0</b>  | <b>0</b> | <b>1.000</b> | <b>52</b>       | <b>4</b>   | <b>3</b>  | <b>.907</b> |
| <b>Franchise Totals</b> |        | <b>508</b>     | <b>455</b> | <b>13</b> | <b>.527</b> | <b>16</b> | <b>20</b> | <b>0</b> | <b>.444</b>  | <b>524</b>      | <b>475</b> | <b>13</b> | <b>.524</b> |

Bold Denotes League Champions: 8 times (4 AAFC 1946, 1947, 1948, 1949; 4 NFL 1950, 1954, 1955, 1964)

# Denotes playoff appearance; 62 NFL seasons, 24 post-season appearances

\* Denotes wild-card qualifier for playoffs

STAFF

PLAYERS

2015 SEASON

HISTORY

RECORDS

GAME DAY

## PLAYOFF RESULTS

### BROWNS IN NFL CHAMPIONSHIP GAMES

12/24/1950: BROWNS 30, vs. Los Angeles Rams 28  
 12/23/1951: at Los Angeles Rams 24, BROWNS 17  
 12/18/1952: vs. Detroit Lions 17, BROWNS 7  
 12/17/1953: at Detroit Lions 17, BROWNS 16  
 12/26/1954: BROWNS 56, vs. Detroit Lions 10  
 12/26/1955: BROWNS 38, at Los Angeles Rams 14  
 12/29/1957: at Detroit Lions 59, BROWNS 14  
 12/27/1964: BROWNS 27, vs. Baltimore Colts 0  
 1/2/1966: at Green Bay Packers 23, BROWNS 12  
 12/29/1968: vs. Baltimore Colts 34, BROWNS 0  
 1/4/1970: at Minnesota Vikings 27, BROWNS 7

### BROWNS IN CONFERENCE PLAYOFF GAMES

12/17/1950: BROWNS 8, vs. New York Giants 3  
 12/21/1958: at New York Giants 10, BROWNS 0  
 12/24/1967: at Dallas Cowboys 52, BROWNS 14  
 12/21/1968: BROWNS 31, vs. Dallas Cowboys 20  
 12/28/1969: BROWNS 38, at Dallas Cowboys 14  
 1/11/1987: vs. Denver Broncos 23, BROWNS 20 (OT)  
 1/17/1988: at Denver Broncos 38, BROWNS 33  
 1/14/1990: at Denver Broncos 37, BROWNS 21

### BROWNS IN DIVISIONAL PLAYOFF GAMES

12/26/1971: vs. Baltimore Colts 20, BROWNS 3  
 12/24/1972: at Miami Dolphins 20, BROWNS 14

1/4/1980: vs. Oakland Raiders 14, BROWNS 12  
 1/8/1983: at Los Angeles Raiders 27, BROWNS 10  
 1/4/1986: at Miami Dolphins 24, BROWNS 21  
 1/11/1987: BROWNS 23, vs. New York Jets 20 (2 OT)  
 1/9/1988: BROWNS 38, vs. Indianapolis Colts 21  
 1/6/1990: BROWNS 34, vs. Buffalo Bills 30  
 1/7/1995: at Pittsburgh Steelers 29, BROWNS 9

### BROWNS IN WILD CARD PLAYOFF GAMES

12/24/1988: vs. Houston Oilers 24, BROWNS 23  
 1/1/1995: BROWNS 20, vs. New England Patriots 13  
 1/5/2003: at Pittsburgh Steelers 36, BROWNS 33

### BROWNS IN PLAYOFF BOWLS

1/7/1961: Detroit Lions 17, BROWNS 16 (at Miami)  
 1/5/1964: Green Bay Packers 40, BROWNS 23 (at Miami)  
 1/7/1968: Los Angeles Rams 30, BROWNS 6 (at Miami)

### BROWNS IN AAFC ALL-STAR GAMES

12/18/1949: AAFC All-Stars 12, BROWNS 7

### BROWNS IN COLLEGE ALL-STAR GAMES

8/17/1951: BROWNS 33, All-Stars 0  
 8/12/1955: All-Stars 30, BROWNS 27  
 8/10/1956: BROWNS 26, All-Stars 0  
 8/6/1965: BROWNS 24, All-Stars 16

BROWNS' NFL PLAYOFF RECORD: 11-20 (.355)

## NFL PLAYER LIMITS

The Active/Inactive List is the principal status for players participating for a club. It consists of all players under contract who are eligible for preseason, regular-season, and postseason games. Teams are permitted to open training camp with no more than 90 players under contract and thereafter must meet two mandatory roster reductions prior to the season opener. Teams will be permitted an Active List of 46 players and an Inactive List of seven players for each regular-season and postseason game. Teams also are permitted to establish Practice Squads of up to eight players who are eligible to participate in practice, but these players remain free agents and are eligible to sign with any other team in the league.

In addition to the squad limits described above, the overall roster limit of 90 players remains in effect throughout the regular season and postseason. The overall limit is applicable to players on a team's Active, Inactive, and certain Exempt Lists, players on the Practice Squad, and players on the Reserve List as Injured, Physically Unable to Perform, Non-Football Illness/Injury, and Suspended by Club.

### ANNUAL ACTIVE PLAYER LIMITS

| NFL Year[s] | Limit  | NFL Year[s]                    | Limit  |
|-------------|--------|--------------------------------|--------|
| 2011-16     | 46     | 1949-50                        | 32     |
| 1991-2010   | 45**   | 1948                           | 35     |
| 1985-90     | 45     | 1947                           | 35*-34 |
| 1983-84     | 49     | 1945-46                        | 33     |
| 1982        | 45†-49 | 1943-44                        | 28     |
| 1978-81     | 45     | 1940-42                        | 33     |
| 1975-77     | 43     | 1938-39                        | 30     |
| 1974        | 47     | 1936-37                        | 25     |
| 1964-73     | 40     | 1935                           | 24     |
| 1963        | 37     | 1930-34                        | 20     |
| 1961-62     | 36     | 1926-29                        | 18     |
| 1960        | 38     | 1925                           | 16     |
| 1959        | 36     | ** 45 plus a third quarterback |        |
| 1957-58     | 35     | † 45 for first two games       |        |
| 1951-56     | 33     | * 35 for first three games     |        |

## ALL-TIME ATTENDANCE

| YEAR          | HOME GAMES | HOME ATTEND       | ROAD ATTEND       | PRESEASON ATTEND  | PLAYOFF ATTEND   | TOTAL ATTEND      |
|---------------|------------|-------------------|-------------------|-------------------|------------------|-------------------|
| 1946          | 7          | 339,962           | 206,060           | 35,964            | 40,469           | 622,455           |
| 1947          | 7          | 392,760           | 270,619           | 33,106            | 61,879           | 758,364           |
| 1948          | 7          | 318,619           | 270,728           | 43,279            | 22,981           | 655,607           |
| 1949          | 6          | 189,604           | 211,565           | 63,997            | 39,820           | 504,986           |
| 1950          | 6          | 200,319           | 232,361           | 125,642           | 62,805           | 621,127           |
| 1951          | 6          | 231,414           | 231,854           | 259,359           | 57,540           | 780,167           |
| 1952          | 6          | 240,204           | 200,656           | 116,310           | 50,934           | 608,104           |
| 1953          | 6          | 274,671           | 183,272           | 189,571           | 54,577           | 702,091           |
| 1954          | 6          | 183,476           | 200,101           | 182,255           | 43,827           | 609,659           |
| 1955          | 6          | 251,444           | 220,892           | 247,200           | 87,695           | 807,231           |
| 1956          | 6          | 221,648           | 161,887           | 302,221           | —                | 685,756           |
| 1957          | 6          | 324,165           | 222,185           | 226,348           | 55,263           | 827,961           |
| 1958          | 6          | 370,781           | 264,375           | 224,602           | 61,174           | 920,932           |
| 1959          | 6          | 338,380           | 257,990           | 191,477           | —                | 787,847           |
| 1960          | 6          | 337,972           | 234,767           | *197,513          | —                | 770,252           |
| 1961          | 7          | 426,886           | 268,909           | 173,603           | —                | 869,398           |
| 1962          | 7          | 422,043           | 289,807           | 240,081           | —                | 951,931           |
| 1963          | 7          | 487,430           | 331,642           | *267,807          | —                | 1,086,879         |
| 1964          | 7          | 549,334           | 337,929           | 218,544           | 79,544           | 1,185,351         |
| 1965          | 7          | 557,283           | 369,055           | 254,591           | 50,852           | 1,231,781         |
| 1966          | 7          | 544,250           | 389,783           | 246,708           | —                | 1,180,741         |
| 1967          | 7          | 544,807           | 402,976           | *295,514          | 70,786           | 1,314,083         |
| 1968          | 7          | 527,107           | 366,524           | 291,232           | 162,125          | 1,346,988         |
| 1969          | 7          | 578,360           | 380,442           | 283,248           | 117,221          | 1,359,271         |
| 1970          | 7          | 567,377           | 379,082           | 347,558           | —                | 1,294,017         |
| 1971          | 7          | 541,505           | 381,467           | 334,051           | 74,082           | 1,331,105         |
| 1972          | 7          | 528,591           | 382,182           | 397,140           | 80,010           | 1,387,923         |
| 1973**        | 7          | 490,406           | 382,124           | 329,183           | —                | 1,201,713         |
| 1974          | 7          | 424,412           | 319,684           | 200,904           | —                | 945,000           |
| 1975          | 7          | 390,440           | 358,175           | 180,338           | —                | 928,953           |
| 1976          | 7          | 472,602           | 310,340           | 183,434           | —                | 966,376           |
| 1977          | 7          | 480,805           | 380,166           | 248,178           | —                | 1,109,149         |
| 1978          | 8          | 510,046           | 397,891           | 127,918           | —                | 1,035,855         |
| 1979          | 8          | 593,821           | 400,029           | 169,623           | —                | 1,163,473         |
| 1980          | 8          | 620,496           | 419,834           | 197,991           | 77,655           | 1,315,976         |
| 1981          | 8          | 601,725           | 470,856           | 232,523           | —                | 1,305,104         |
| 1982          | 4          | 251,314           | 245,350           | 209,598           | 56,555           | 762,817           |
| 1983          | 8          | 564,639           | 414,621           | 202,840           | —                | 1,182,100         |
| 1984          | 8          | 458,433           | 345,159           | 162,367           | —                | 965,959           |
| 1985          | 8          | 535,752           | 445,250           | 156,607           | 75,128           | 1,212,737         |
| 1986          | 8          | 583,739           | 452,237           | 192,060           | 158,021          | 1,386,057         |
| 1987          | 7          | 492,939           | 378,368           | 193,325           | 154,579          | 1,219,211         |
| 1988          | 8          | 615,545           | 469,029           | 238,380           | 74,977           | 1,397,931         |
| 1989          | 8          | 613,415           | 483,534           | 289,305           | 153,752          | 1,540,006         |
| 1990          | 8          | 568,093           | 516,085           | 233,158           | —                | 1,317,336         |
| 1991          | 8          | 571,752           | 432,264           | 216,260           | —                | 1,220,276         |
| 1992          | 8          | 560,417           | 416,269           | 203,012           | —                | 1,179,698         |
| 1993          | 8          | 568,474           | 415,133           | 166,496           | —                | 1,150,103         |
| 1994          | 8          | 559,582           | 492,141           | 197,793           | 135,637          | 1,385,153         |
| 1995          | 8          | 512,392           | 458,037           | 177,653           | —                | 1,148,082         |
| 1999          | 8          | 580,934           | 482,769           | 297,883           | —                | 1,361,586         |
| 2000          | 8          | 581,544           | 475,595           | 270,697           | —                | 1,327,836         |
| 2001          | 8          | 583,094           | 506,492           | 280,694           | —                | 1,370,280         |
| 2002          | 8          | 586,294           | 523,767           | 265,136           | 62,595           | 1,446,792         |
| 2003          | 8          | 585,564           | 553,876           | 268,108           | —                | 1,407,548         |
| 2004          | 8          | 584,840           | 556,930           | 282,059           | —                | 1,423,829         |
| 2005          | 8          | 578,330           | 502,742           | 255,658           | —                | 1,336,730         |
| 2006          | 8          | 578,672           | 533,569           | 275,716           | —                | 1,387,957         |
| 2007          | 8          | 584,006           | 526,080           | 275,716           | —                | 1,385,802         |
| 2008          | 8          | 582,230           | 565,392           | 265,211           | —                | 1,412,833         |
| 2009          | 8          | 551,110           | 503,105           | 265,228           | —                | 1,391,443         |
| 2010          | 8          | 528,933           | 488,974           | 225,951           | —                | 1,243,858         |
| 2011          | 8          | 526,997           | 486,462           | 242,099           | —                | 1,255,558         |
| 2012          | 8          | 533,058           | 532,210           | 235,981           | —                | 1,301,249         |
| 2013          | 8          | 569,939           | 552,811           | 240,750           | —                | 1,363,500         |
| 2014          | 8          | 539,400           | 544,455           | 243,632           | —                | 1,327,487         |
| 2015          | 8          | 529,488           | 532,774           | 228,268           | —                | 1,290,530         |
| <b>TOTALS</b> |            | <b>32,136,015</b> | <b>25,919,689</b> | <b>14,916,654</b> | <b>2,222,483</b> | <b>75,184,841</b> |

\* Includes Miami Playoff Bowl games at end of season.  
 \*\* First year of new method of announcing attendance.

STAFF PLAYERS 2015 SEASON HISTORY RECORDS GAME DAY

# RECORDS

## CAREER TOP 10

### SCORING

| PLAYER          | YEARS          | TD  | PAT | FG  | TOTAL |
|-----------------|----------------|-----|-----|-----|-------|
| 1. Lou Groza    | 1950-59, 61-67 | 1   | 641 | 234 | 1,349 |
| 2. Phil Dawson  | 1999-2012      | 1   | 350 | 305 | 1,271 |
| 3. Don Cockroft | 1968-80        | 0   | 432 | 216 | 1,080 |
| 4. Jim Brown    | 1957-65        | 126 | 0   | 0   | 756   |
| 5. Matt Bahr    | 1981-89        | 0   | 248 | 143 | 677   |
| 6. Leroy Kelly  | 1964-73        | 90  | 0   | 0   | 540   |
| 7. Matt Stover  | 1991-95        | 0   | 156 | 108 | 480   |
| 8. Gary Collins | 1962-72        | 70  | 0   | 0   | 420   |
| 9. Ray Renfro   | 1952-63        | 55  | 0   | 0   | 330   |
| 10. Kevin Mack  | 1985-93        | 54  | 0   | 0   | 324   |

### RUSHING

| PLAYER            | YEARS          | CARRIES | YARDS  | AVG. | TD  |
|-------------------|----------------|---------|--------|------|-----|
| 1. Jim Brown      | 1957-65        | 2,359   | 12,312 | 5.2  | 106 |
| 2. Leroy Kelly    | 1964-73        | 1,727   | 7,274  | 4.2  | 74  |
| 3. Mike Pruitt    | 1976-84        | 1,593   | 6,540  | 4.1  | 47  |
| 4. Greg Pruitt    | 1973-81        | 1,158   | 5,496  | 4.7  | 25  |
| 5. Kevin Mack     | 1985-93        | 1,291   | 5,123  | 4.0  | 46  |
| 6. Earnest Byner  | 1984-88, 94-95 | 862     | 3,364  | 3.9  | 27  |
| 7. Ernie Green    | 1962-68        | 668     | 3,204  | 4.8  | 15  |
| 8. Jamal Lewis    | 2007-09        | 720     | 2,806  | 3.9  | 13  |
| 9. Bobby Mitchell | 1958-61        | 423     | 2,297  | 5.4  | 16  |
| 10. Cleo Miller   | 1975-82        | 546     | 2,286  | 4.2  | 16  |

### ATTEMPTS

| PLAYER            | YEARS          | ATTEMPTS |
|-------------------|----------------|----------|
| 1. Jim Brown      | 1957-65        | 2,359    |
| 2. Leroy Kelly    | 1964-73        | 1,727    |
| 3. Mike Pruitt    | 1976-84        | 1,593    |
| 4. Kevin Mack     | 1985-93        | 1,291    |
| 5. Greg Pruitt    | 1973-81        | 1,158    |
| 6. Earnest Byner  | 1984-88, 94-95 | 862      |
| 7. Jamal Lewis    | 2007-09        | 720      |
| 8. Ernie Green    | 1962-68        | 668      |
| 9. Eric Metcalf   | 1989-94        | 592      |
| 10. William Green | 2002-05        | 568      |

### TOUCHDOWNS

| PLAYER             | YEARS          | RUSHING TDS |
|--------------------|----------------|-------------|
| 1. Jim Brown       | 1957-65        | 106         |
| 2. Leroy Kelly     | 1964-73        | 74          |
| 3. Mike Pruitt     | 1976-84        | 47          |
| 4. Kevin Mack      | 1985-93        | 46          |
| 5. Otto Graham     | 1950-55        | 33          |
| 6. Earnest Byner   | 1984-88, 94-95 | 27          |
| 7. Greg Pruitt     | 1973-81        | 25          |
| 8. Bo Scott        | 1969-74        | 18          |
| 9. Cleo Miller     | 1975-82        | 16          |
| 10. Bobby Mitchell | 1958-61        | 16          |

### PASSING

| PLAYER               | YEARS   | ATTEMPTS |
|----------------------|---------|----------|
| 1. Brian Sipe        | 1974-83 | 4,339    |
| 2. Bernie Kosar      | 1985-93 | 3,150    |
| 3. Frank Ryan        | 1962-68 | 1,755    |
| 4. Tim Couch         | 1999-03 | 1,714    |
| 5. Otto Graham       | 1950-55 | 1,565    |
| 6. Mike Phipps       | 1970-76 | 1,317    |
| 7. Bill Nelsen       | 1968-72 | 1,314    |
| 8. Derek Anderson    | 2005-09 | 1,109    |
| 9. Mitt Plum         | 1957-61 | 1,083    |
| 10. Vinny Testaverde | 1993-95 | 998      |

### COMPLETIONS

| PLAYER               | YEARS   | COMPLETIONS |
|----------------------|---------|-------------|
| 1. Brian Sipe        | 1974-83 | 1,944       |
| 2. Bernie Kosar      | 1985-93 | 1,853       |
| 3. Tim Couch         | 1999-03 | 1,025       |
| 4. Frank Ryan        | 1962-68 | 907         |
| 5. Otto Graham       | 1950-55 | 872         |
| 6. Bill Nelsen       | 1968-72 | 689         |
| 7. Mike Phipps       | 1970-76 | 633         |
| 8. Mitt Plum         | 1957-61 | 627         |
| 9. Derek Anderson    | 2005-09 | 587         |
| 10. Vinny Testaverde | 1993-95 | 578         |

### YARDS

| PLAYER              | YEARS   | YARDS  |
|---------------------|---------|--------|
| 1. Brian Sipe       | 1974-83 | 23,713 |
| 2. Bernie Kosar     | 1985-93 | 21,904 |
| 3. Otto Graham      | 1950-55 | 13,499 |
| 4. Frank Ryan       | 1962-68 | 13,361 |
| 5. Tim Couch        | 1999-03 | 11,131 |
| 6. Bill Nelsen      | 1968-72 | 9,725  |
| 7. Mitt Plum        | 1957-61 | 8,914  |
| 8. Mike Phipps      | 1970-76 | 7,700  |
| 9. Vinny Testaverde | 1993-95 | 7,255  |
| 10. Derek Anderson  | 2005-09 | 7,083  |

### TOUCHDOWNS

| PLAYER              | YEARS   | TOUCHDOWNS |
|---------------------|---------|------------|
| 1. Brian Sipe       | 1974-83 | 154        |
| 2. Frank Ryan       | 1962-68 | 134        |
| 3. Bernie Kosar     | 1985-93 | 116        |
| 4. Otto Graham      | 1950-55 | 88         |
| 5. Bill Nelsen      | 1968-72 | 71         |
| 6. Mitt Plum        | 1957-61 | 66         |
| 7. Tim Couch        | 1999-03 | 64         |
| 8. Vinny Testaverde | 1993-95 | 67         |
| 9. Derek Anderson   | 2005-09 | 46         |
| 10. Mike Phipps     | 1970-76 | 40         |

### QUARTERBACK RATING (MINIMUM 750 ATTEMPTS)

| PLAYER              | YEARS   | ATT   | COMP  | YARDS  | TD  | INT | RATING |
|---------------------|---------|-------|-------|--------|-----|-----|--------|
| 1. Mitt Plum        | 1957-61 | 1,083 | 627   | 8,914  | 66  | 39  | 89.9   |
| 2. Bernie Kosar     | 1985-93 | 3,150 | 1,853 | 21,904 | 116 | 81  | 81.6   |
| 3. Frank Ryan       | 1962-68 | 1,755 | 907   | 13,361 | 134 | 88  | 81.4   |
| 4. Vinny Testaverde | 1993-95 | 998   | 578   | 7,255  | 47  | 37  | 80.9   |
| 5. Otto Graham      | 1950-55 | 1,565 | 872   | 13,499 | 88  | 94  | 78.2   |
| 6. Tim Couch        | 1999-03 | 1,714 | 1,025 | 11,131 | 64  | 67  | 75.1   |
| 7. Brian Sipe       | 1974-83 | 4,339 | 1,944 | 23,713 | 154 | 149 | 74.8   |
| 8. Bill Nelsen      | 1968-72 | 1,314 | 689   | 9,725  | 71  | 71  | 72.1   |
| 9. Brandon Weeden   | 2012-13 | 784   | 438   | 5,116  | 23  | 26  | 71.8   |
| 10. Derek Anderson  | 2005-09 | 1,109 | 587   | 7,083  | 46  | 45  | 69.7   |

### RECEIVING

| PLAYER               | YEARS          | RECEPTIONS |
|----------------------|----------------|------------|
| 1. Ozzie Newsome     | 1978-90        | 662        |
| 2. Gary Collins      | 1962-71        | 331        |
| 3. Greg Pruitt       | 1973-81        | 323        |
| 4. Kevin Johnson     | 1999-03        | 315        |
| Brian Brennan        | 1984-91        | 315        |
| 5. Reggie Rucker     | 1975-81        | 310        |
| 7. Webster Slaughter | 1986-91        | 305        |
| 8. Eric Metcalf      | 1989-94        | 297        |
| 9. Ray Renfro        | 1952-63        | 281        |
| 10. Earnest Byner    | 1984-88, 94-95 | 276        |
| Dennis Northcutt     | 2000-06        | 276        |

### RECEIVING YARDS

| PLAYER               | YEARS          | REC. | YARDS | AVG. | TDS |
|----------------------|----------------|------|-------|------|-----|
| 1. Ozzie Newsome     | 1978-90        | 662  | 7,980 | 12.1 | 47  |
| 2. Ray Renfro        | 1952-63        | 281  | 5,508 | 19.6 | 50  |
| 3. Gary Collins      | 1962-71        | 331  | 5,299 | 16.0 | 70  |
| 4. Paul Warfield     | 1964-69, 76-77 | 271  | 5,210 | 19.2 | 52  |
| 5. Reggie Rucker     | 1975-81        | 310  | 4,953 | 16.0 | 32  |
| 6. Webster Slaughter | 1986-91        | 305  | 4,834 | 15.8 | 27  |
| 7. Dave Logan        | 1976-83        | 262  | 4,247 | 16.2 | 24  |
| 8. Mitt Morin        | 1966-75        | 271  | 4,208 | 15.5 | 16  |
| 9. Brian Brennan     | 1984-91        | 315  | 4,148 | 13.2 | 19  |
| 10. Dante Lavelli    | 1950-56*       | 244  | 3,908 | 16.0 | 33  |

### AVERAGE PER RECEPTION (MINIMUM 100 RECEPTIONS)

| PLAYER             | YEARS          | AVERAGE |
|--------------------|----------------|---------|
| 1. Ray Renfro      | 1952-63        | 19.6    |
| 2. Paul Warfield   | 1964-69, 76-77 | 19.2    |
| 3. Ricky Feacher   | 1976-84        | 18.4    |
| 4. Darrel Brewster | 1952-58        | 18.1    |
| 5. Josh Gordon     | 2012-14        | 17.1    |
| 6. Dub Jones       | 1950-55        | 16.8    |
| 7. Dave Logan      | 1976-83        | 16.2    |
| Michael Jackson    | 1991-95        | 16.2    |
| 9. Dante Lavelli   | 1950-56*       | 16.0    |
| Gary Collins       | 1962-71        | 16.0    |
| Reggie Rucker      | 1975-81        | 16.0    |

\*Does not include AAFC statistics

## INTERCEPTIONS

| PLAYER            | YEARS          | NO. | YARDS | AVG. | TD |
|-------------------|----------------|-----|-------|------|----|
| 1. Thom Darden    | 1972-74, 76-81 | 45  | 820   | 18.2 | 2  |
| 2. Warren Lahr    | 1950-59        | 40  | 530   | 13.3 | 5  |
| 3. Clarence Scott | 1971-83        | 39  | 407   | 10.4 | 2  |
| 4. Ken Konz       | 1953-59        | 30  | 392   | 13.1 | 4  |
| 5. Bernie Parrish | 1959-66        | 29  | 557   | 19.2 | 3  |
| 6. Ross Fichtner  | 1960-67        | 27  | 581   | 21.5 | 3  |
| Mike Howell       | 1965-72        | 27  | 252   | 9.3  | 0  |
| 8. Felix Wright   | 1985-90        | 26  | 469   | 18.0 | 2  |
| Hanford Dixon     | 1981-89        | 26  | 225   | 8.7  | 0  |
| Tommy James       | 1950-55        | 26  | 208   | 8.0  | 0  |

## PUNT RETURNS

## RETURNS

| PLAYER              | YEARS       | NO. |
|---------------------|-------------|-----|
| 1. Dennis Northcutt | 2000-06     | 202 |
| 2. Joshua Cribbs    | 2005-12     | 195 |
| 3. Gerald McNeil    | 1986-89     | 161 |
| 4. Eric Metcalf     | 1989-94     | 127 |
| 5. Dino Hall        | 1979-83     | 111 |
| 6. Leroy Kelly      | 1964-73     | 94  |
| 7. Keith Wright     | 1978-80     | 78  |
| 8. Travis Benjamin  | 2012-15     | 68  |
| Ken Konz            | 1953-59     | 68  |
| 10. Billy Reynolds  | 1953-54, 57 | 67  |

## RETURN YARDS

| PLAYER              | YEARS   | YARDS |
|---------------------|---------|-------|
| 1. Joshua Cribbs    | 2005-12 | 2,154 |
| 2. Dennis Northcutt | 2000-06 | 2,149 |
| 3. Gerald McNeil    | 1986-89 | 1,545 |
| 4. Eric Metcalf     | 1989-94 | 1,341 |
| 5. Leroy Kelly      | 1964-73 | 990   |
| 6. Dino Hall        | 1979-83 | 901   |
| 7. Travis Benjamin  | 2012-15 | 857   |
| 8. Greg Pruitt      | 1973-81 | 659   |
| 9. Bobby Mitchell   | 1958-61 | 607   |
| 10. Ken Konz        | 1953-59 | 556   |

## RETURN AVERAGE (MINIMUM 50 RETURNS)

| PLAYER              | YEARS   | NO. | YARDS | AVG. | TD |
|---------------------|---------|-----|-------|------|----|
| 1. Travis Benjamin  | 2012-15 | 68  | 857   | 12.6 | 3  |
| 2. Greg Pruitt      | 1973-81 | 56  | 659   | 11.8 | 0  |
| 3. Bobby Mitchell   | 1958-61 | 54  | 607   | 11.2 | 3  |
| 4. Joshua Cribbs    | 2005-12 | 195 | 2,154 | 11.0 | 3  |
| 5. Dennis Northcutt | 2000-06 | 202 | 2,149 | 10.6 | 3  |
| Eric Metcalf        | 1989-94 | 127 | 1,341 | 10.6 | 5  |
| 7. Leroy Kelly      | 1964-73 | 94  | 990   | 10.5 | 3  |
| 8. Gerald McNeil    | 1986-89 | 161 | 1,545 | 9.6  | 1  |
| 9. Ken Konz         | 1953-59 | 68  | 556   | 8.2  | 1  |
| 10. Dino Hall       | 1979-83 | 111 | 901   | 8.1  | 0  |

## KICKOFF RETURNS

## RETURNS

| PLAYER             | YEARS          | NO. |
|--------------------|----------------|-----|
| 1. Joshua Cribbs   | 2005-12        | 387 |
| 2. Dino Hall       | 1979-83        | 151 |
| 3. Eric Metcalf    | 1989-94        | 139 |
| 4. Andre' Davis    | 2002-04        | 88  |
| 5. Glen Young      | 1984-85, 87-88 | 87  |
| 6. Randy Baldwin   | 1991-94        | 82  |
| 7. Leroy Kelly     | 1964-73        | 76  |
| 8. Keith Wright    | 1978-80        | 70  |
| 9. Gerald McNeil   | 1986-89        | 64  |
| 10. Bobby Mitchell | 1958-61        | 62  |
| Walter Roberts     | 1964-66        | 62  |

## RETURN YARDS

| PLAYER             | YEARS          | YARDS  |
|--------------------|----------------|--------|
| 1. Joshua Cribbs   | 2005-12        | 10,015 |
| 2. Dino Hall       | 1979-83        | 3,185  |
| 3. Eric Metcalf    | 1989-94        | 2,806  |
| 4. Glen Young      | 1984-85, 87-88 | 2,079  |
| 5. Randy Baldwin   | 1991-94        | 1,872  |
| 6. Andre' Davis    | 2002-04        | 1,871  |
| 7. Leroy Kelly     | 1964-73        | 1,784  |
| 8. Keith Wright    | 1978-80        | 1,767  |
| 9. Walter Roberts  | 1964-66        | 1,608  |
| 10. Bobby Mitchell | 1958-61        | 1,550  |

## KICKOFF RETURN AVERAGE (MINIMUM 50 RETURNS)

| PLAYER            | YEARS          | NO. | YARDS  | AVG. | TD |
|-------------------|----------------|-----|--------|------|----|
| 1. Greg Pruitt    | 1973-81        | 58  | 1,523  | 26.3 | 1  |
| 2. Walter Roberts | 1964-66        | 62  | 1,608  | 25.9 | 0  |
| Joshua Cribbs     | 2005-12        | 387 | 10,015 | 25.9 | 8  |
| 4. Keith Wright   | 1978-80        | 70  | 1,767  | 25.2 | 0  |
| 5. Bobby Mitchell | 1958-61        | 62  | 1,550  | 25.0 | 3  |
| 6. Billy Lefear   | 1972-75        | 60  | 1,461  | 24.4 | 0  |
| 7. Glen Young     | 1984-85, 87-88 | 87  | 2,079  | 23.9 | 0  |
| 8. Leroy Kelly    | 1964-73        | 76  | 1,784  | 23.5 | 0  |
| 9. Randy Baldwin  | 1991-94        | 82  | 1,872  | 22.8 | 1  |
| 10. Andre' Davis  | 2002-04        | 88  | 1,871  | 21.3 | 1  |

## COMBINED YARDS\*

| PLAYER            | YEARS          | ATT.  | YARDS  | AVG. |
|-------------------|----------------|-------|--------|------|
| 1. Jim Brown      | 1957-65        | 2,650 | 15,459 | 5.8  |
| 2. Joshua Cribbs  | 2005-12        | 817   | 14,083 | 17.2 |
| 3. Leroy Kelly    | 1964-73        | 2,087 | 12,329 | 5.9  |
| 4. Greg Pruitt    | 1973-81        | 1,595 | 10,700 | 6.7  |
| 5. Eric Metcalf   | 1989-94        | 1,155 | 9,108  | 7.9  |
| 6. Mike Pruitt    | 1976-84        | 1,860 | 8,538  | 4.6  |
| 7. Ozzie Newsome  | 1978-90        | 682   | 8,144  | 11.9 |
| 8. Kevin Mack     | 1985-93        | 1,488 | 6,725  | 4.5  |
| 9. Ray Renfro     | 1952-63        | 467   | 6,569  | 14.1 |
| 10. Earnest Byner | 1984-88, 94-95 | 1,166 | 6,509  | 5.6  |

\*Includes rushing, receiving, punt returns and kickoff returns.

## 1950 NFL CHAMPIONSHIP TEAM



## TOP 10 SEASONS

### SCORING

| PLAYER         | YEAR | TD | PAT | FG | TOTAL |
|----------------|------|----|-----|----|-------|
| 1. Jim Brown   | 1965 | 21 | 0   | 0  | 126   |
| 2. Leroy Kelly | 1968 | 20 | 0   | 0  | 120   |
| Phil Dawson    | 2007 | 0  | 42  | 26 | 120   |
| 4. Phil Dawson | 2012 | 0  | 29  | 29 | 116   |
| 5. Lou Groza   | 1964 | 0  | 49  | 22 | 115   |
| 6. Matt Slover | 1995 | 0  | 26  | 29 | 113   |
| 7. Matt Slover | 1994 | 0  | 32  | 26 | 110   |
| 8. Lou Groza   | 1953 | 0  | 39  | 23 | 108   |
| Jim Brown      | 1958 | 18 | 0   | 0  | 108   |
| Jim Brown      | 1962 | 18 | 0   | 0  | 108   |
| Phil Dawson    | 2008 | 0  | 18  | 30 | 108   |

### RUSHING YARDS

| PLAYER          | YEAR | ATT | YARDS | AVG. | TD |
|-----------------|------|-----|-------|------|----|
| 1. Jim Brown    | 1963 | 291 | 1,863 | 6.4  | 12 |
| 2. Jim Brown    | 1965 | 289 | 1,544 | 5.3  | 17 |
| 3. Jim Brown    | 1958 | 257 | 1,527 | 5.9  | 17 |
| 4. Jim Brown    | 1964 | 280 | 1,446 | 5.2  | 7  |
| 5. Jim Brown    | 1961 | 305 | 1,408 | 4.6  | 8  |
| 6. Jim Brown    | 1959 | 290 | 1,329 | 4.6  | 14 |
| 7. Jamal Lewis  | 2007 | 298 | 1,304 | 4.4  | 9  |
| 8. Mike Pruitt  | 1979 | 264 | 1,294 | 4.9  | 9  |
| 9. Jim Brown    | 1960 | 215 | 1,257 | 5.8  | 9  |
| 10. Leroy Kelly | 1968 | 248 | 1,239 | 5.0  | 16 |

### PASSING

| PLAYER             | YEAR | YARDS |      |       |    |     | RATING |
|--------------------|------|-------|------|-------|----|-----|--------|
|                    |      | ATT   | COMP | YARDS | TD | INT |        |
| 1. Brian Sipe      | 1980 | 554   | 337  | 4,132 | 30 | 14  | 91.4   |
| 2. Brian Sipe      | 1981 | 567   | 313  | 3,876 | 17 | 25  | 68.2   |
| 3. Bernie Kosar    | 1986 | 531   | 310  | 3,854 | 17 | 10  | 83.8   |
| 4. Brian Sipe      | 1979 | 535   | 286  | 3,793 | 28 | 26  | 73.4   |
| 5. Derek Anderson  | 2007 | 527   | 298  | 3,787 | 29 | 19  | 82.5   |
| 6. Brian Sipe      | 1983 | 496   | 291  | 3,566 | 26 | 23  | 79.1   |
| 7. Bernie Kosar    | 1989 | 513   | 303  | 3,533 | 18 | 14  | 80.3   |
| 8. Bernie Kosar    | 1991 | 494   | 307  | 3,487 | 18 | 9   | 87.8   |
| 9. Paul McDonald   | 1984 | 493   | 271  | 3,472 | 14 | 23  | 67.3   |
| 10. Brandon Weeden | 2012 | 517   | 297  | 3,385 | 14 | 17  | 72.6   |

#### QUARTERBACK RATING (MINIMUM 200 ATTEMPTS)

| PLAYER            | YEAR | ATT | COMP | YARDS | TD | INT | RATING |
|-------------------|------|-----|------|-------|----|-----|--------|
| 1. Mitt Plum      | 1960 | 250 | 151  | 2,297 | 21 | 5   | 110.37 |
| 2. Otto Graham    | 1953 | 258 | 167  | 2,722 | 11 | 9   | 99.66  |
| 3. Bernie Kosar   | 1987 | 389 | 241  | 3,033 | 22 | 9   | 95.41  |
| 4. Josh McCown    | 2015 | 292 | 186  | 2,109 | 12 | 4   | 93.25  |
| 5. Brian Sipe     | 1980 | 554 | 337  | 4,132 | 30 | 14  | 91.37  |
| 6. Frank Ryan     | 1963 | 256 | 135  | 2,038 | 25 | 13  | 90.59  |
| 7. Mitt Plum      | 1961 | 302 | 177  | 2,416 | 18 | 10  | 90.33  |
| 8. Frank Ryan     | 1966 | 382 | 200  | 2,974 | 29 | 14  | 88.19  |
| 9. Bernie Kosar   | 1991 | 494 | 307  | 3,487 | 18 | 9   | 87.84  |
| 10. V. Testaverde | 1995 | 392 | 241  | 2,883 | 17 | 10  | 87.79  |

### RECEIVING

| PLAYER            | RECEPTIONS |            | RECEPTIONS |
|-------------------|------------|------------|------------|
|                   | YEAR       | RECEPTIONS |            |
| 1. Ozzie Newsome  | 1983       |            | 89         |
| Ozzie Newsome     | 1984       |            | 89         |
| Kellen Winslow    | 2006       |            | 89         |
| 4. Josh Gordon    | 2013       |            | 87         |
| 5. Kevin Johnson  | 2001       |            | 84         |
| 6. Kellen Winslow | 2007       |            | 82         |
| 7. Jordan Cameron | 2013       |            | 80         |
| Braylon Edwards   | 2007       |            | 80         |
| 9. Gary Barnidge  | 2015       |            | 79         |
| 10. Ozzie Newsome | 1981       |            | 69         |
| Antonio Bryant    | 2005       |            | 69         |

#### YARDS

| PLAYER               | YEAR | YARDS |
|----------------------|------|-------|
| 1. Josh Gordon       | 2013 | 1,646 |
| 2. Braylon Edwards   | 2007 | 1,289 |
| 3. Webster Slaughter | 1989 | 1,236 |
| 4. Kellen Winslow    | 2007 | 1,106 |
| 5. Kevin Johnson     | 2001 | 1,097 |
| 6. Paul Warfield     | 1968 | 1,067 |
| 7. Gary Barnidge     | 2015 | 1,043 |
| 8. Antonio Bryant    | 2005 | 1,009 |
| 9. Ozzie Newsome     | 1981 | 1,002 |
| 10. Ozzie Newsome    | 1984 | 1,001 |

### INTERCEPTIONS

| PLAYER         | YEAR | NO | YARDS | AVG  | TD |
|----------------|------|----|-------|------|----|
| 1. Thom Darden | 1978 | 10 | 200   | 20.0 | 0  |
| Anthony Henry  | 2001 | 10 | 177   | 17.7 | 1  |
| 3. Tommy James | 1950 | 9  | 69    | 7.7  | 0  |
| Felix Wright   | 1989 | 9  | 91    | 10.1 | 1  |
| Eric Turner    | 1994 | 9  | 199   | 22.1 | 1  |
| 6. Warren Lahr | 1950 | 8  | 99    | 12.4 | 2  |
| Jim Shofer     | 1960 | 8  | 75    | 9.4  | 0  |
| Bobby Franklin | 1960 | 8  | 131   | 16.4 | 2  |
| Mike Howell    | 1966 | 8  | 62    | 7.8  | 0  |
| Ross Fichtner  | 1966 | 8  | 152   | 19.0 | 1  |
| Ben Davis      | 1968 | 8  | 162   | 20.3 | 0  |
| Thom Darden    | 1974 | 8  | 105   | 13.1 | 0  |

### PUNTING GROSS AVERAGE

| PLAYER             | YEAR | NO  | YARDS | AVG.  | LG | BLOCK |
|--------------------|------|-----|-------|-------|----|-------|
| 1. Andy Lee        | 2015 | 70  | 3,270 | 46.71 | 67 | 0     |
| 2. Gary Collins    | 1965 | 65  | 3,035 | 46.69 | 71 | 0     |
| 3. Horace Gillom   | 1952 | 61  | 2,787 | 45.69 | 73 | 1     |
| 4. Chris Gardocki  | 2000 | 108 | 4,919 | 45.57 | 67 | 0     |
| 5. Horace Gillom   | 1951 | 73  | 3,321 | 45.49 | 66 | 0     |
| 6. Dave Zastudil   | 2008 | 75  | 3,410 | 45.47 | 65 | 0     |
| 7. Dave Zastudil   | 2009 | 49  | 2,188 | 44.70 | 60 | 0     |
| 8. Spencer Lanning | 2014 | 93  | 4,119 | 44.29 | 59 | 0     |
| Brian Hansen       | 1993 | 82  | 3,632 | 44.29 | 72 | 2     |
| 10. Dave Zastudil  | 2006 | 81  | 3,563 | 44.00 | 61 | 0     |

### PUNT RETURN AVERAGE

| PLAYER              | YEAR | NO | YARDS | AVG. | TD |
|---------------------|------|----|-------|------|----|
| 1. Leroy Kelly      | 1965 | 17 | 265   | 15.6 | 2  |
| 2. Dennis Northcutt | 2002 | 25 | 367   | 14.7 | 2  |
| 3. Joshua Cribbs    | 2007 | 30 | 405   | 13.5 | 1  |
| 4. Greg Pruitt      | 1974 | 27 | 349   | 12.9 | 0  |
| Eric Metcalf        | 1993 | 36 | 464   | 12.9 | 2  |
| 6. Ben Davis        | 1967 | 18 | 229   | 12.7 | 1  |
| 7. Ken Carpenter    | 1951 | 14 | 173   | 12.4 | 0  |
| 8. Dennis Northcutt | 2004 | 36 | 432   | 12.0 | 0  |
| Joshua Cribbs       | 2012 | 38 | 457   | 12.0 | 0  |
| 10. Joshua Cribbs   | 2009 | 38 | 452   | 11.9 | 1  |

### KICKOFF RETURN AVERAGE (MINIMUM 14)

| PLAYER            | YEAR | NO | YARDS | AVG. | TD |
|-------------------|------|----|-------|------|----|
| 1. Billy Lafear   | 1975 | 14 | 412   | 31.7 | 0  |
| 2. Joshua Cribbs  | 2007 | 59 | 1,809 | 30.7 | 2  |
| 3. Billy Reynolds | 1954 | 14 | 413   | 29.5 | 0  |
| 4. Bo Scott       | 1969 | 25 | 722   | 28.9 | 0  |
| 5. Greg Pruitt    | 1973 | 16 | 453   | 28.3 | 0  |
| 6. Walter Roberts | 1964 | 24 | 661   | 27.5 | 0  |
| Greg Pruitt       | 1974 | 22 | 606   | 27.5 | 1  |
| Joshua Cribbs     | 2009 | 56 | 1,542 | 27.5 | 3  |
| 9. Walter Roberts | 1965 | 18 | 493   | 27.4 | 0  |
| Joshua Cribbs     | 2012 | 43 | 1,178 | 27.4 | 0  |

### COMBINED YARDS\*

| PLAYER           | YEAR | ATT | YARDS | AVG. |
|------------------|------|-----|-------|------|
| 1. Joshua Cribbs | 2009 | 169 | 2,510 | 14.9 |
| 2. Joshua Cribbs | 2007 | 101 | 2,312 | 22.9 |
| 3. Jim Brown     | 1963 | 315 | 2,131 | 6.8  |
| 4. Leroy Kelly   | 1966 | 273 | 2,014 | 7.4  |
| 5. Eric Metcalf  | 1993 | 243 | 1,932 | 8.0  |
| 6. Jim Brown     | 1961 | 353 | 1,917 | 5.4  |
| 7. Joshua Cribbs | 2011 | 121 | 1,905 | 15.7 |
| 8. Jim Brown     | 1965 | 323 | 1,872 | 5.8  |
| 9. Greg Pruitt   | 1975 | 288 | 1,798 | 6.2  |
| 10. Jim Brown    | 1964 | 316 | 1,786 | 5.7  |

\*Includes rushing, receiving, punt returns and kickoff returns.

## TOP 10 GAME PERFORMANCES

## RUSHING YARDS

| PLAYER             | OPPONENT          | DATE       | YARDS |
|--------------------|-------------------|------------|-------|
| 1. Jerome Harrison | at Kansas City    | 12/20/2009 | 286   |
| 2. Jim Brown       | vs. L.A. Rams     | 11/24/1957 | 237   |
| Jim Brown          | vs. Philadelphia  | 11/19/1961 | 237   |
| 4. Bobby Mitchell  | at Washington     | 11/15/1959 | 232   |
| Jim Brown          | at Dallas         | 9/22/1963  | 232   |
| 6. Jim Brown       | at Philadelphia   | 11/3/1963  | 223   |
| 7. Jamal Lewis     | vs. Cincinnati    | 9/16/2007  | 216   |
| 8. Greg Pruitt     | vs. Kansas City   | 12/14/1975 | 214   |
| 9. Greg Pruitt     | at Atlanta        | 10/17/1976 | 191   |
| 10. Marion Motley  | vs. Pittsburgh    | 10/29/1950 | 188   |
| Jim Brown          | at Dallas         | 10/18/1964 | 188   |
| Earnest Byner      | at Houston Oilers | 12/16/1984 | 188   |

## PASSING

| YARDS             |                |            |       |     |      |
|-------------------|----------------|------------|-------|-----|------|
| PLAYER            | OPPONENT       | DATE       | YARDS | ATT | COMP |
| 1. Josh McCown    | at Baltimore   | 10/11/2015 | 457   | 51  | 36   |
| 2. Brian Sipe     | vs. Baltimore  | 10/25/1981 | 444   | 41  | 30   |
| 3. Bernie Kosar   | vs. Pittsburgh | 11/23/1986 | 414   | 46  | 28   |
| 4. Kelly Holcomb  | at Cincinnati  | 11/28/2004 | 413   | 39  | 30   |
| 5. Otto Graham    | at Pittsburgh  | 10/4/1952  | 403   | 49  | 21   |
| 6. Bernie Kosar   | vs. Miami      | 11/10/1986 | 401   | 50  | 32   |
| 7. Kelly Holcomb  | vs. Arizona    | 11/16/2003 | 392   | 35  | 29   |
| 8. Jason Campbell | at New England | 12/8/2013  | 391   | 44  | 29   |
| Brian Sipe        | vs. Green Bay  | 10/19/1980 | 391   | 39  | 24   |
| 10. Brian Sipe    | vs. San Diego  | 9/7/1981   | 375   | 57  | 31   |

## HIGHEST QUARTERBACK RATING (MINIMUM 15 ATTEMPTS)

| PLAYER             | OPPONENT                | DATE       | RATING |
|--------------------|-------------------------|------------|--------|
| 1. Otto Graham     | vs. Chicago Cardinals   | 10/10/1954 | 158.33 |
| Brian Sipe         | vs. Buffalo             | 10/29/1978 | 158.33 |
| 3. Milt Plum       | vs. St. Louis Cardinals | 11/3/1960  | 154.86 |
| 4. Milt Plum       | vs. Washington          | 10/25/1959 | 153.94 |
| 5. Brian Sipe      | at Baltimore            | 11/19/1978 | 150.57 |
| 6. Frank Ryan      | at New York Giants      | 10/24/1965 | 146.39 |
| 7. Bernie Kosar    | vs. Dallas              | 12/4/1988  | 145.29 |
| 8. Milt Plum       | vs. Philadelphia        | 10/23/1960 | 145.08 |
| 9. Gary Danielson  | at Cincinnati           | 10/18/1987 | 144.02 |
| 10. Derek Anderson | at St. Louis Rams       | 10/28/2007 | 143.00 |

## RECEIVING

| RECEPTIONS        |                       |            |     |
|-------------------|-----------------------|------------|-----|
| PLAYER            | OPPONENT              | DATE       | REC |
| 1. Josh Gordon    | vs. Pittsburgh        | 11/24/2013 | 14  |
| Ozzie Newsome     | vs. New York Jets     | 10/14/1984 | 14  |
| 3. Mac Speedie    | vs. Chicago Cardinals | 11/9/1952  | 11  |
| Webster Slaughter | at Pittsburgh         | 12/22/1991 | 11  |
| Kevin Johnson     | at San Francisco      | 9/21/2003  | 11  |
| Kellen Winslow    | at San Diego          | 11/5/2006  | 11  |
| Kellen Winslow    | at Houston Texans     | 12/31/2006 | 11  |
| Kellen Winslow    | vs. Seattle           | 11/4/2007  | 11  |
| 9. Dub Jones      | at Washington         | 12/10/1950 | 10  |

|                   |                    |            |    |
|-------------------|--------------------|------------|----|
| Gern Nagler       | at Pittsburgh      | 11/20/1960 | 10 |
| Greg Pruitt       | vs. New York Jets  | 12/7/1980  | 10 |
| Ozzie Newsome     | vs. San Diego      | 12/5/1982  | 10 |
| Ozzie Newsome     | at Cincinnati      | 12/12/1982 | 10 |
| Ozzie Newsome     | vs. Houston Oilers | 11/25/1984 | 10 |
| Earnest Byner     | vs. Cincinnati     | 9/18/1986  | 10 |
| Brian Brennan     | at Cincinnati      | 10/18/1987 | 10 |
| Leroy Hoard       | at Houston Oilers  | 11/17/1991 | 10 |
| Leroy Hoard       | vs. Houston Oilers | 12/15/1991 | 10 |
| Darrin Chiaverini | vs. Jacksonville   | 12/19/1999 | 10 |
| Jamel White       | at Tampa Bay       | 10/13/2002 | 10 |
| Kellen Winslow    | vs. Houston Texans | 11/25/2007 | 10 |
| Kellen Winslow    | vs. Denver         | 11/6/2008  | 10 |
| Benjamin Watson   | at Miami           | 12/5/2010  | 10 |
| Josh Gordon       | at Minnesota       | 9/22/2013  | 10 |
| Jordan Cameron    | vs. Cincinnati     | 9/29/2013  | 10 |
| Josh Gordon       | vs. Jacksonville   | 12/1/2013  | 10 |

## YARDS

| YARDS                |                     |            |       |  |
|----------------------|---------------------|------------|-------|--|
| PLAYER               | OPPONENT            | DATE       | YARDS |  |
| 1. Josh Gordon       | vs. Jacksonville    | 12/1/2013  | 261   |  |
| 2. Josh Gordon       | vs. Pittsburgh      | 11/24/2013 | 237   |  |
| 3. Ozzie Newsome     | vs. New York Jets   | 10/14/1984 | 191   |  |
| 4. Webster Slaughter | vs. Chicago         | 10/23/1989 | 186   |  |
| 5. Webster Slaughter | vs. Houston Oilers  | 10/29/1989 | 184   |  |
| 6. Darrel Brewster   | vs. New York Giants | 12/6/1953  | 182   |  |
| 7. Gern Nagler       | at Pittsburgh       | 11/20/1960 | 177   |  |
| Reggie Rucker        | vs. Miami           | 11/18/1979 | 177   |  |
| Eric Metcalf         | at L.A. Raiders     | 9/20/1992  | 177   |  |
| 10. Brian Brennan    | vs. San Diego       | 12/21/1986 | 176   |  |

## PUNT RETURN YARDS

| PLAYER               | OPPONENT          | DATE       | YARDS |
|----------------------|-------------------|------------|-------|
| 1. Travis Benjamin   | vs. Buffalo       | 10/3/2013  | 179   |
| 2. Eric Metcalf      | vs. Pittsburgh    | 10/24/1993 | 166   |
| 3. Travis Benjamin   | vs. Tennessee     | 9/20/2015  | 154   |
| 4. Joshua Cribbs     | vs. San Francisco | 12/30/2007 | 135   |
| 5. Joshua Cribbs     | vs. Cincinnati    | 10/4/2009  | 120   |
| 6. Eric Metcalf      | at Cincinnati     | 9/4/1994   | 115   |
| 7. Leroy Kelly       | at Pittsburgh     | 11/28/1965 | 109   |
| 8. Gerald McNeil     | vs. Detroit       | 9/28/1986  | 106   |
| 9. Dennis Northcutt  | at Tennessee      | 9/22/2002  | 105   |
| 10. Dennis Northcutt | at San Diego      | 11/5/2006  | 104   |

## KICKOFF RETURN YARDS

| PLAYER            | OPPONENT           | DATE       | YARDS |
|-------------------|--------------------|------------|-------|
| 1. Joshua Cribbs  | at Kansas City     | 12/20/2009 | 269   |
| 2. Joshua Cribbs  | at Baltimore       | 11/18/2007 | 245   |
| 3. Joshua Cribbs  | vs. Baltimore      | 12/2/2008  | 237   |
| 4. Joshua Cribbs  | at New York Giants | 10/7/2012  | 221   |
| 5. Richard Alston | at Cincinnati      | 11/28/2004 | 212   |
| 6. Joshua Cribbs  | at Pittsburgh      | 11/11/2007 | 204   |
| 7. Richard Alston | at Baltimore       | 11/7/2004  | 197   |
| 8. Joshua Cribbs  | vs. Washington     | 12/16/2012 | 191   |
| 9. Joshua Cribbs  | vs. Cincinnati     | 9/16/2007  | 183   |
| 10. Joshua Cribbs | at Oakland         | 9/23/2007  | 174   |

## COMBINED YARDS\*

| PLAYER             | OPPONENT            | DATE       | YARDS                            |
|--------------------|---------------------|------------|----------------------------------|
| 1. Joshua Cribbs   | at Kansas City      | 12/20/2009 | 316 (269 KR, 36 PR, 8 R, 3 P)    |
| 2. Jim Brown       | vs. Philadelphia    | 11/19/1961 | 313 (237 R, 52 P, 24 KR)         |
| 3. Joshua Cribbs   | at Baltimore        | 11/18/2007 | 309 (245 KR, 61 PR, 3 R)         |
| 4. Greg Pruitt     | vs. Cincinnati      | 11/23/1975 | 304 (121 R, 106 P, 36 KR, 41 PR) |
| 5. Leroy Kelly     | vs. New York Giants | 12/4/1966  | 299 (126 R, 71 P, 102 KR)        |
| 6. Joshua Cribbs   | vs. Baltimore       | 11/2/2008  | 278 (237 KR, 41 PR)              |
| 7. Travis Benjamin | vs. Tennessee       | 9/20/2015  | 269 (154 PR, 115 R)              |
| Jim Brown          | at Los Angeles Rams | 11/24/1957 | 269 (237 R, 21 P, 11 KR)         |
| 9. Jim Brown       | at Washington       | 9/15/1963  | 262 (162 R, 100 P)               |
| 10. Josh Gordon    | vs. Jacksonville    | 12/1/2013  | 261 (261 P)                      |

\*Includes rushing, receiving, punt returns and kickoff returns.



## LONGEST PLAYS

### LONGEST RUSHING PLAYS

1. 90 — Bobby Mitchell vs. Washington Redskins, Nov. 15, 1959 (TD)
2. 80 — Jim Brown vs. Washington Redskins, Sept. 15, 1963 (TD)
3. 78 — Greg Pruitt vs. Kansas City Chiefs, Oct. 30, 1977 (TD)  
78 — Lee Suggs at Cincinnati Bengals, Dec. 28, 2003 (TD)
5. 77 — Mike Pruitt vs. Oakland Raiders, Dec. 9, 1979 (TD)
6. 75 — Reuben Droughns vs. Miami Dolphins, Nov. 20, 2005 (TD)
7. 73 — Ernie Green vs. Detroit Lions, Dec. 8, 1963
8. 72 — Jerome Harrison at Buffalo Bills, Nov. 7, 2008 (TD)
9. 71 — Jim Brown vs. Philadelphia Eagles, Nov. 23, 1960 (TD)  
71 — Jim Brown vs. Dallas Cowboys, Sept. 22, 1963 (TD)  
71 — Jim Brown vs. Dallas Cowboys, Oct. 18, 1964  
71 — Mike Pruitt vs. Buffalo Bills, Oct. 29, 1978 (TD)  
71 — Jerome Harrison at Kansas City, Dec. 20, 2009 (TD)

### LONGEST PASSING PLAYS

1. \*99 — Jeff Garcia to Andre Davis vs. Cincinnati Bengals, Oct. 17, 2004 (TD)
2. 97 — Bernie Kosar to Webster Slaughter vs. Chicago Bears, Oct. 23, 1989 (TD)
3. 95 — Brandon Weeden to Josh Gordon vs. Jacksonville Jaguars, Dec. 1, 2013 (TD)
4. 87 — Bill Nelsen to Milt Morin vs. Philadelphia Eagles, Nov. 24, 1968
5. 86 — Milt Plum to Leon Clarke vs. Philadelphia Eagles, Oct. 23, 1960 (TD)
6. 83 — Frank Ryan to Jim Brown vs. Washington Redskins, Sept. 15, 1963 (TD)
7. 82 — Bill Nelsen to Paul Warfield vs. St. Louis Cardinals, Dec. 14, 1969 (TD)
8. 81 — Otto Graham to Dub Jones vs. San Francisco 49ers, Sept. 30, 1951 (TD)  
81 — Vinny Testaverde to Derrick Alexander vs. Arizona Cardinals, Sept. 18, 1994 (TD)  
81 — Brian Hoyer to Jordan Cameron at Carolina Panthers, Dec. 21, 2014 (TD)  
\*tied an NFL record

### LONGEST PUNTS

1. 80 — Horace Gillom vs. New York Giants, Nov. 28, 1954
2. 75 — Horace Gillom vs. Pittsburgh Steelers, Oct. 29, 1950
3. 73 — Horace Gillom vs. Washington Redskins, Oct. 26, 1952  
73 — Gary Collins vs. Pittsburgh Steelers, Oct. 5, 1963  
73 — Brian Hansen vs. Denver Broncos, Sept. 27, 1992
6. 72 — Brian Hansen at Cincinnati Bengals, Oct. 17, 1993
7. 71 — Gary Collins vs. Philadelphia Eagles, Oct. 2, 1965  
71 — Don Cockroft vs. Houston Oilers, Nov. 22, 1970  
71 — Don Cockroft vs. Kansas City Chiefs, Dec. 2, 1973
10. 70 — Fred Morrison vs. Baltimore Colts, Nov. 11, 1956

### LONGEST PUNT RETURNS

1. 93 — Travis Benjamin vs. Kansas City Chiefs, Dec. 9, 2012 (TD)
2. 92 — Eric Metcalf at Cincinnati Bengals, Sept. 4, 1994 (TD)
3. 91 — Eric Metcalf vs. Pittsburgh Steelers, Oct. 24, 1993 (TD)
4. 87 — Dennis Northcutt vs. Pittsburgh Steelers, Nov. 3, 2002 (TD)
5. 84 — Gerald McNeil vs. Detroit Lions, Sept. 28, 1986 (TD)  
84 — Joshua Cribbs at Baltimore Ravens, Dec. 24, 2011 (TD)
7. 81 — Dennis Northcutt at San Diego Chargers, Nov. 5, 2006
8. 79 — Travis Benjamin vs. Buffalo Bills, Oct. 3, 2013 (TD)
9. 78 — Travis Benjamin vs. Tennessee Titans, Sept. 20, 2015 (TD)  
78 — Bobby Mitchell vs. New York Giants, Dec. 6, 1959 (TD)

### LONGEST KICKOFF RETURNS

1. 104 — Carl Ward vs. Washington Redskins, Nov. 26, 1967 (TD)
2. 103 — Joshua Cribbs at Kansas City Chiefs, Dec. 20, 2009 (TD)
3. 102 — Leroy Bolden vs. Chicago Cardinals, Oct. 26, 1958 (TD)
4. 101 — Eric Metcalf at Houston Oilers, Dec. 9, 1990 (TD)
5. 100 — Gerald McNeil at Pittsburgh Steelers, Oct. 5, 1986 (TD)  
100 — Joshua Cribbs at Pittsburgh Steelers, Nov. 11, 2007 (TD)  
100 — Joshua Cribbs at Kansas City Chiefs, Dec. 20, 2009 (TD)
8. 99 — Joshua Cribbs at Oakland Raiders, Sept. 23, 2007 (TD)
9. 98 — Bobby Mitchell vs. Philadelphia Eagles, Nov. 23, 1958 (TD)  
98 — Eric Metcalf at New York Jets, Sept. 16, 1990 (TD)  
98 — Joshua Cribbs at Pittsburgh Steelers, Oct. 18, 2009 (TD)

### LONGEST INTERCEPTION RETURNS

1. 100 — Brodney Pool at Baltimore Ravens, Nov. 18, 2007 (TD)
2. 98 — Brandon McDonald at Philadelphia Eagles, Dec. 15, 2008
3. 97 — Najee Mustafa vs. Miami Dolphins, Oct. 10, 1993 (TD)  
97 — Anthony Henry vs. Jacksonville Jaguars, Dec. 16, 2001 (TD)
5. 94 — Eric Wright vs. New York Giants, Oct. 13, 2008 (TD)
6. 93 — Eric Turner vs. Arizona Cardinals, Sept. 18, 1994 (TD)
7. 92 — Bernie Parrish vs. Chicago Bears, Dec. 11, 1960 (TD)  
92 — David Brandon vs. Chicago Bears, Nov. 29, 1992 (TD)
9. 88 — Ross Fichtner (lateral from Erich Barnes) vs. New Orleans Saints, Oct. 1, 1967
10. 79 — Jim Houston vs. New York Giants, Dec. 3, 1967 (TD)

### LONGEST FUMBLE RETURNS

1. 89 — Don Paul vs. Pittsburgh Steelers, Nov. 10, 1957 (TD)
2. 73 — Stevon Moore at Houston Oilers, Nov. 8, 1992 (TD)
3. 55 — Earnest Byner vs. Buffalo Bills, Nov. 4, 1984 (TD)
4. 54 — Len Ford vs. Philadelphia Eagles, Nov. 13, 1955
5. 51 — T.J. Ward vs. Chicago Bears, Dec. 15, 2013
6. 47 — George Young vs. Washington Redskins, Oct. 14, 1951 (TD)  
47 — Nick Roman vs. Denver Broncos, Oct. 27, 1974
8. 44 — Junior Wren vs. Chicago Cardinals, Oct. 4, 1959 (TD)
9. 42 — Jerry Helluin vs. Philadelphia Eagles, Oct. 10, 1953 (TD)
10. 40 — Daven Holly vs. Tampa Bay Buccaneers, Dec. 24, 2006 (TD)

### LONGEST FIELD GOALS

1. 60 — Steve Cox at Cincinnati Bengals, Oct. 21, 1984
2. 58 — Steve Cox at Denver Broncos, Dec. 4, 1983
3. 57 — Don Cockroft at Denver Broncos, Oct. 29, 1972
4. 56 — Phil Dawson at Buffalo Bills, Nov. 17, 2008
5. 55 — Matt Stover at Houston Oilers, Nov. 17, 1991
6. 54 — Phil Dawson vs. Baltimore Ravens, Nov. 6, 2008  
54 — Phil Dawson at Cincinnati Bengals, Nov. 27, 2011
8. 53 — Matt Stover at Houston Oilers, Dec. 12, 1993
- 53 — Phil Dawson vs. Seattle Seahawks, Oct. 23, 2011  
53 — Phil Dawson at Denver Broncos, Dec. 23, 2012
10. 52 — Lou Groza vs. New York Giants, Oct. 12, 1952  
52 — Matt Bahr at Minnesota Vikings, Oct. 26, 1986  
52 — Phil Dawson vs. Cincinnati Bengals, Sept. 15, 2002  
52 — Phil Dawson vs. Oakland Raiders, Oct. 12, 2003  
52 — Phil Dawson vs. Denver Broncos, Nov. 6, 2008  
52 — Phil Dawson vs. Seattle Seahawks, Oct. 23, 2011  
52 — Phil Dawson at San Francisco 49ers, Oct. 30, 2011  
52 — Phil Dawson at Baltimore Ravens, Sept. 27, 2012  
52 — Billy Cundiff vs. Oakland Raiders, Oct. 26, 2014

## INDIVIDUAL RECORDS

### SERVICE

#### Most Seasons

- 17 Lou Groza (1950-59, 1961-67)
- 16 Clay Matthews (1978-93)
- 15 Gene Hickerson (1958-60, 1962-73)

#### Most Consecutive Seasons

- 16 Clay Matthews (1978-93)
- 14 Doug Dieken (1971-84)
- 14 Phil Dawson (1999-2012)
- 13 Dick Schaftrath (1959-71)
- 13 Jim Houston (1960-72)
- 13 Don Cockroft (1968-80)
- 13 Clarence Scott (1971-83)
- 13 Ozzie Newsome (1978-90)

#### Most Games

- 232 Clay Matthews (1978-93)
- 216 Lou Groza (1950-59, 1961-67)
- 215 Phil Dawson (1999-2012)
- 203 Doug Dieken (1971-84)
- 202 Gene Hickerson (1958-60, 1962-73)

#### Most Consecutive Games

- 203 Doug Dieken (1971-84)
- 188 Don Cockroft (1968-80)
- 178 Clarence Scott (1971-83)
- 168 Walter Johnson (1965-76)
- 165 Gene Hickerson (1962-73)

#### Most Consecutive Starts

- 194 Doug Dieken (1971-84)

### SCORING

#### Most Points – Career

- 1,349 Lou Groza (1950-59, 61-67): 234 FG, 641 PAT, 1 TD
- 1,271 Phil Dawson (1999-2012): 305 FG, 350 PAT, 1 TD
- 1,080 Don Cockroft (1968-80): 216 FG, 432 PAT
- 756 Jim Brown (1957-65): 126 TD
- 677 Matt Bahr (1981-89): 143 FG, 248 PAT

#### Most Points – Season

- 126 Jim Brown (1965): 21 TD
- 120 Phil Dawson (2007): 42 PAT, 26 FG
- 120 Leroy Kelly (1968): 20 TD
- 116 Phil Dawson (2012): 29 PAT, 29 FG
- 115 Lou Groza (1964): 22 FG, 49 PAT

#### Most Points – Game

- \*36 Dub Jones (11/25/1951 vs. Chicago Bears): 6 TD
- 30 Jim Brown (11/1/1959 at Baltimore Colts): 5 TD
- 24 Jim Brown (11/24/1957 vs. Los Angeles Rams): 4 TD
- 24 Jim Brown (10/26/1958 at Chicago Cardinals): 4 TD
- 24 Jim Brown (11/19/1961 vs. Philadelphia Eagles): 4 TD
- 24 Jim Brown (11/18/1962 vs. St. Louis Cardinals): 4 TD
- 24 Jim Brown (11/28/1965 at Pittsburgh Steelers): 4 TD
- 24 Leroy Kelly (12/1/1968 vs. New York Giants): 4 TD
- 24 Eric Metcalf (9/20/1992 at Los Angeles Raiders): 4 TD
- 24 Jamal Lewis (11/7/2007 vs. Seattle Seahawks): 4 TD

\*Tied for NFL Record

#### Most Consecutive Games Scoring

- 107 Lou Groza (1950)–9, (1959)–2

#### Most Seasons, 100 or More Points

- 6 Phil Dawson (2002, 2004-05, 2007-08, 2012)
- 3 Jim Brown (1958, 1962, 1965)

#### Most Total Touchdowns – Career

- 126 Jim Brown (1957-65): 106 Rush, 20 Rec
- 90 Leroy Kelly (1964-73): 74 Rush, 13 Rec, 3 Ret
- 70 Gary Collins (1962-71): 70 Rec
- 55 Ray Renfro (1952-63): 4 Rush, 50 Rec, 1 Ret
- 54 Kevin Mack (1985-93): 46 Rush, 8 Rec

#### Most Total Touchdowns – Season

- 21 Jim Brown (1965): 17 Rush, 4 Rec
- 20 Leroy Kelly (1968): 16 Rush, 4 Rec
- 18 Jim Brown (1958): 17 Rush, 1 Rec
- 18 Jim Brown (1962): 13 Rush, 5 Rec
- 16 Leroy Kelly (1966): 15 Rush, 1 Rec
- 16 Braylon Edwards (2007): 16 Rec

#### Most Total Touchdowns – Game

- 6 Dub Jones (11/25/1951 vs. Chicago Bears): 4 Rush, 2 Rec
- 5 Jim Brown (11/1/1959 at Baltimore Colts): 5 Rush
- 4 Jim Brown (11/24/1957 vs. Los Angeles Rams): 4 Rush

- 4 Jim Brown (10/26/1958 at Chicago Cardinals): 4 Rush
- 4 Jim Brown (11/19/1961 vs. Philadelphia Eagles): 4 Rush
- 4 Jim Brown (11/18/1962 vs. St. Louis Cardinals): 4 Rush
- 4 Jim Brown (11/28/1965 at Pittsburgh Steelers): 3 Rush, 1 Rec
- 4 Leroy Kelly (12/1/1968 vs. New York Giants): 4 Rush
- 4 Eric Metcalf (9/20/1992 at Los Angeles Raiders): 1 Rush, 3 Rec
- 4 Jamal Lewis (11/4/2007 vs. Seattle Seahawks): 4 Rush

#### Most Consecutive Games Scoring Touchdowns

- 10 Jim Brown (1965)
- 9 Leroy Kelly (1968)

#### Most Return Touchdowns – Career (Defense/Special Teams)

- 11 Joshua Cribbs (2005-12)
- 7 Eric Metcalf (1989-94)
- 6 Bobby Mitchell (1958-61)
- 5 Warren Lahr (1950-59)
- 5 Ken Konz (1953-59)

#### Most Return Touchdowns – Season (Defense/Special Teams)

- 4 Joshua Cribbs (2009)
- 3 Joshua Cribbs (2007)
- 2 Warren Lahr (1950, 1951)
- 2 Ken Konz (1954)
- 2 Bobby Mitchell (1958, 1961)
- 2 Bobby Franklin (1960)
- 2 Leroy Kelly (1965)
- 2 Jim Houston (1967)
- 2 Gerald McNeil (1986)
- 2 Thane Gash (1989)
- 2 David Grayson (1989)
- 2 Eric Metcalf (1990, 1993, 1994)
- 2 David Brandon (1992)
- 2 Dennis Northcutt (2002)
- 2 Daven Holly (2006)
- 2 David Bowens (2010)
- 2 T.J. Ward (2013)
- 2 Karlos Dansby (2015)

#### Most Return Touchdowns – Game (Defense/Special Teams)

- 2 Bobby Mitchell (11/23/1958 vs. Philadelphia Eagles)
- 2 Bobby Franklin (12/11/1960 vs. Chicago Bears)
- 2 David Grayson (9/10/1989 at Pittsburgh Steelers)
- 2 Eric Metcalf (10/24/1993 vs. Pittsburgh Steelers)
- 2 Joshua Cribbs (12/20/2009 at Kansas City Chiefs)
- 2 David Bowens (10/24/2010 at New Orleans Saints)

#### Most Points After Touchdowns – Career

- 641 Lou Groza (1950-59, 1961-67)
- 432 Don Cockroft (1968-80)
- 350 Phil Dawson (1999-2012)
- 248 Matt Bahr (1981-89)
- 156 Matt Stover (1991-95)

#### Most Points After Touchdowns – Season

- 51 Lou Groza (1966)
- 49 Lou Groza (1964)
- 46 Don Cockroft (1968)
- 45 Lou Groza (1965)
- 45 Don Cockroft (1969)

#### Most Points After Touchdowns – Game

- 8 Lou Groza (12/6/1953 vs. New York Giants)
- 7 four times, most recently: Lou Groza (12/2/1951 vs. Chicago Cardinals)

#### Most Consecutive Points After Touchdowns Made

- 138 Lou Groza (1963-66)

#### Most Field Goals – Career

- 305 Phil Dawson (1999-2012)
- 234 Lou Groza (1950-59, 1961-67)
- 216 Don Cockroft (1968-80)
- 143 Matt Bahr (1981-89)
- 108 Matt Stover (1991-95)

#### Most Field Goals – Season

- 30 Phil Dawson (2008)
- 29 Matt Stover (1995)
- 29 Phil Dawson (2012)
- 28 Travis Coons (2015)
- 27 Phil Dawson (2005)

#### Most Field Goals – Game

- 6 Phil Dawson (11/5/2006 at San Diego Chargers)
- 5 Don Cockroft (10/19/1975 at Denver Broncos)
- 5 Matt Stover (10/29/1995 at Cincinnati Bengals)

- 5 Phil Dawson (1/2/2005 at Houston Texans)
- 5 Phil Dawson (11/17/2008 at Buffalo Bills)
- 5 Phil Dawson (11/4/2012 vs. Baltimore Ravens)

#### Most Consecutive Games with a Field Goal Made

- 23 Phil Dawson (2010) – 14, (2011) – 9
- 15 Phil Dawson (2007) – 1, (2008) – 14
- 14 Lou Groza (1950) – 10, (1951) – 4

#### Most Consecutive Field Goals Made

- 29 Phil Dawson (2011) – 6, (2012) – 23
- 27 Phil Dawson (2003) – 10, (2004) – 17
- 23 Matt Stover (1994) – 20, (1995) – 3
- 21 Phil Dawson (2001) – 15, (2002) – 6
- 20 Phil Dawson (2004) – 5 (2005) – 15

#### Highest Field Goal Percentage – Career (minimum 50 attempts)

- 84.00 Phil Dawson (1999-2012): 305-363
- 80.60 Matt Stover (1991-95): 108-134
- 74.09 Matt Bahr (1981-89): 143-193
- 65.85 Don Cockroft (1968-80): 216-328
- 58.10 Lou Groza (1950-59, 1961-67): 233-401

#### Highest Field Goal Percentage – Season (minimum 14 attempts)

- 93.50 Phil Dawson (2012): 29-31
- 93.10 Phil Dawson (2005): 27-29
- 92.86 Matt Stover (1994): 26-28
- 89.47 Phil Dawson (2009): 17-19
- 88.46 Lou Groza (1953): 23-26

#### Most Safeties – Career

- 2 Walter Johnson (1965-76)

#### Most Safeties – Season

- 1 14 times; most recently: blocked punt out of the end zone (at Tennessee, 10/15/2014)

## RUSHING

#### Most Rushing Attempts – Career

- 2,359 Jim Brown (1957-65)
- 1,727 Leroy Kelly (1964-73)
- 1,593 Mike Pruitt (1976-84)
- 1,291 Kevin Mack (1985-93)
- 1,158 Greg Pruitt (1973-81)

#### Most Rushing Attempts – Season

- 309 Reuben Droughns (2005)
- 305 Jim Brown (1961)
- 298 Jamal Lewis (2007)
- 293 Mike Pruitt (1983)
- 291 Jim Brown (1963)

#### Most Rushing Attempts – Game

- 39 Jerome Harrison (12/27/2009 vs. Oakland Raiders)
- 38 Lee Suggs (12/26/2004 at Miami Dolphins)
- 37 Jim Brown (10/4/1959 at Chicago Cardinals)
- 34 Jim Brown (10/12/1958 vs. Chicago Cardinals)
- 34 Jim Brown (11/19/1961 vs. Philadelphia Eagles)
- 34 Jerome Harrison (12/20/2009 at Kansas City Chiefs)

#### Most Rushing Yards – Career

- 12,312 Jim Brown (1957-65)
- 7,274 Leroy Kelly (1964-73)
- 6,540 Mike Pruitt (1976-84)
- 5,496 Greg Pruitt (1973-81)
- 5,123 Kevin Mack (1985-93)

#### Most Rushing Yards – Season

- 1,863 Jim Brown (1963)
- 1,544 Jim Brown (1965)
- 1,527 Jim Brown (1958)
- 1,446 Jim Brown (1964)
- 1,408 Jim Brown (1961)

#### Most Rushing Yards – Game

- 286 Jerome Harrison (12/20/2009 at Kansas City Chiefs)
- 237 Jim Brown (11/24/1957 vs. Los Angeles Rams)
- 237 Jim Brown (11/19/1961 vs. Philadelphia Eagles)
- 232 Bobby Mitchell (11/15/1959 at Washington Redskins)
- 232 Jim Brown (9/22/1963 at Dallas Cowboys)

#### Most Seasons 1,000 or More Yards Rushing

- 7 Jim Brown (1958-61, 1963-65)
- 4 Mike Pruitt (1979-81, 1983)
- 3 Leroy Kelly (1966-68)
- 3 Greg Pruitt (1975-77)

#### Most Games 100 or More Yards Rushing – Career

- 58 Jim Brown (1957-65)
- 27 Leroy Kelly (1964-73)

- 17 Greg Pruitt (1973-81)

- 16 Mike Pruitt (1976-84)

- 9 Kevin Mack (1985-93)

#### Most Games 100 or More Yards Rushing – Season

- 9 Jim Brown (1958, 1963)
- 8 Jim Brown (1959, 1965)
- 7 Jim Brown (1960)
- 7 Leroy Kelly (1968)
- 6 Jim Brown (1961, 1964)
- 6 Leroy Kelly (1966)

#### Most Consecutive 100-Yard Rushing Games

- 6 Jim Brown (1958)
- 5 Jim Brown (1961)
- 4 Jim Brown (1959, 1960)
- 4 Leroy Kelly (1968)

#### Most Rushing Touchdowns – Career

- 106 Jim Brown (1957-65)
- 74 Leroy Kelly (1964-73)
- 47 Mike Pruitt (1976-84)
- 46 Kevin Mack (1985-93)
- 33 Otto Graham (1950-55)

#### Most Rushing Touchdowns – Season

- 17 Jim Brown (1958, 1965)
- 16 Leroy Kelly (1968)
- 15 Leroy Kelly (1966)
- 14 Jim Brown (1959)

#### Most Rushing Touchdowns – Game

- 5 Jim Brown (11/1/1959 at Baltimore Colts)
- 4 Dub Jones (11/25/1951 vs. Chicago Bears)
- 4 Jim Brown (11/24/1957 vs. Los Angeles Rams)
- 4 Jim Brown (10/26/1958 at Chicago Cardinals)
- 4 Jim Brown (11/19/1961 vs. Philadelphia Eagles)
- 4 Jim Brown (11/18/1962 vs. St. Louis Cardinals)
- 4 Leroy Kelly (12/1/1968 vs. New York Giants)
- 4 Jamal Lewis (11/4/2007 vs. Seattle Seahawks)

#### Most Consecutive Games with Rushing Touchdowns

- 9 Leroy Kelly (1968)
- 7 Jim Brown (1957)–1, (1958)–6; (1962)–2, (1963)–5

#### Best Rushing Average – Career (minimum 500 attempts)

- 5.22 Jim Brown (1957-65): 2,359-12,312
- 4.80 Ernie Green (1962-68): 668-3,204
- 4.75 Greg Pruitt (1973-81): 1,158-5,496
- 4.21 Leroy Kelly (1964-73): 1,727-7,274
- 4.19 Cleo Miller (1975-82): 546-2,286

#### Best Rushing Average – Season (minimum 150 attempts)

- 6.40 Jim Brown (1963): 291-1,863
- 5.94 Jim Brown (1958): 257-1,527
- 5.85 Jim Brown (1960): 215-1,257
- 5.46 Leroy Kelly (1966): 209-1,141
- 5.45 Greg Pruitt (1978): 176-960

#### Best Rushing Average – Game (minimum 11 attempts)

- 17.09 Marion Motley (10/29/1950 vs. Pittsburgh Steelers): 11-188
- 16.57 Bobby Mitchell (11/15/1959 at Washington Redskins): 14-232
- 13.36 Bobby Mitchell (10/12/1958 vs. Chicago Cardinals): 11-147
- 11.67 Bobby Mitchell (12/3/1961 at Dallas Cowboys): 12-140
- 11.60 Jim Brown (9/22/1963 at Dallas Cowboys): 20-232

## PASSING

#### Most Pass Attempts – Career

- 3,439 Brian Sipe (1974-83)
- 3,150 Bernie Kosar (1985-93)
- 1,755 Frank Ryan (1962-68)
- 1,714 Tim Couch (1999-03)
- 1,565 Otto Graham (1950-55)

#### Most Pass Attempts – Season

- 567 Brian Sipe (1981)
- 554 Brian Sipe (1980)
- 535 Brian Sipe (1979)
- 531 Bernie Kosar (1986)
- 527 Derek Anderson (2007)

#### Most Pass Attempts – Game

- 61 Colt McCoy (10/2/2011 vs. Tennessee Titans)
- 57 Brian Sipe (9/7/1981 vs. San Diego Chargers)
- 56 Jason Campbell (11/17/2013 at Cincinnati Bengals)
- 54 Eric Zeler (11/5/1995 vs. Houston Oilers)
- 54 Brian Hoyer (9/22/2013 at Minnesota Vikings)
- 53 Brian Sipe (9/13/1981 vs. Houston Oilers)
- 53 Brandon Weeden (9/8/2013 vs. Miami Dolphins)

## Most Pass Completions – Career

- 1,944 Brian Sipe (1974-83)
- 1,853 Bernie Kosar (1985-93)
- 1,025 Tim Couch (1999-03)
- 907 Frank Ryan (1962-68)
- 872 Otto Graham (1950-55)

## Most Pass Completions – Season

- 337 Brian Sipe (1980)
- 313 Brian Sipe (1981)
- 310 Bernie Kosar (1986)
- 307 Bernie Kosar (1991)
- 303 Bernie Kosar (1989)

## Most Pass Completions – Game

- 40 Colt McCoy (10/2/2011 vs. Tennessee Titans)
- 36 Tim Couch (9/22/2002 at Tennessee Titans)
- 36 Josh McCown (10/11/2015 at Baltimore Ravens)
- 33 Brian Sipe (12/5/1982 vs. San Diego Chargers)
- 32 Bernie Kosar (11/10/1986 vs. Miami Dolphins)

## Highest Completion Percentage – Career (minimum 750 attempts)

- 59.80 Tim Couch (1999-03); 1,025-1,714
- 58.83 Bernie Kosar (1985-93); 1,853-3,150
- 57.92 Vinny Testaverde (1993-95); 578-998
- 57.89 Milt Plum (1957-61); 627-1,083
- 56.53 Brian Sipe (1973-83); 1,944-3,439

## Highest Completion Percentage – Season (minimum 200 attempts)

- 64.73 Otto Graham (1953); 167-258
- 64.12 Charlie Frye (2006); 252-393
- 63.91 Kelly Holcomb (2003); 193-302
- 63.72 Tim Couch (2000); 137-215
- 63.69 Josh McCown (2015); 186-292

## Highest Completion Percentage – Game (minimum 15 attempts)

- 91.30 Vinny Testaverde (12/26/1993 at Los Angeles Rams); 23-21
- 82.86 Kelly Holcomb (11/16/2003 vs. Arizona Cardinals); 35-29
- 82.61 Bernie Kosar (12/6/1992 vs. Cincinnati Bengals); 23-19
- 82.35 George Ratterman (10/6/1956 at Pittsburgh Steelers); 17-14
- 82.14 Brian Sipe (10/24/1976 vs. San Diego Chargers); 28-23

## Most Consecutive Pass Completions

- 16 Bernie Kosar (10/29/1989 vs. Houston Oilers through 11/5/1989 at Tampa Bay Buccaneers)
- 16 Kelly Holcomb (11/16/2003 vs. Arizona Cardinals through 11/23/2003 vs. Pittsburgh Steelers)
- 15 Vinny Testaverde (12/26/1993 at Los Angeles Rams through 1/2/1994 at Pittsburgh Steelers)
- 14 Brian Sipe (12/5/1982 vs. San Diego Chargers)
- Brian Hoyer (9/21/14 vs. Baltimore Ravens)
- 13 Brian Sipe (9/28/1980 vs. Tampa Bay Buccaneers)
- 13 Paul McDonald (10/28/1984 vs. New Orleans Saints)
- 13 Derek Anderson (12/17/2006 at Baltimore Ravens)

## Most Passing Yards – Career

- 23,713 Brian Sipe (1974-83)
- 21,904 Bernie Kosar (1985-93)
- 13,499 Otto Graham (1950-55)
- 13,361 Frank Ryan (1962-68)
- 11,131 Tim Couch (1999-03)

## Most Passing Yards – Season

- 4,132 Brian Sipe (1980)
- 3,876 Brian Sipe (1981)
- 3,854 Bernie Kosar (1986)
- 3,793 Brian Sipe (1979)
- 3,787 Derek Anderson (2007)

## Most Passing Yards – Game

- 457 Josh McCown (10/11/2015 at Baltimore Ravens)
- 444 Brian Sipe (10/25/1981 vs. Baltimore Colts)
- 414 Bernie Kosar (11/23/1986 vs. Pittsburgh Steelers)
- 413 Kelly Holcomb (11/28/2004 at Cincinnati Bengals)
- 401 Otto Graham (10/4/1952 at Pittsburgh Steelers)
- 401 Bernie Kosar (11/10/1986 vs. Miami Dolphins)

## Most 300-yard Passing Games – Career

- 18 Brian Sipe (1974-83)
- 11 Bernie Kosar (1985-93)
- 7 Otto Graham (1950-55)

## Most Passing Touchdowns – Career

- 154 Brian Sipe (1974-83)
- 134 Frank Ryan (1962-68)
- 116 Bernie Kosar (1985-93)
- 88 Otto Graham (1950-55)
- 71 Bill Nelsen (1968-72)

## Most Passing Touchdowns Combination QB to Receiver – Career

- 49 QB Frank Ryan – WR Gary Collins
- 29 QB Otto Graham – WR Dante Lavelli
- 29 QB Brian Sipe – TE Ozzie Newsome
- 26 QB Brian Sipe – WR Reggie Rucker
- 25 QB Frank Ryan – WR Paul Warfield

## Most Passing Touchdowns – Season

- 30 Brian Sipe (1980)
- 29 Frank Ryan (1966)
- 29 Derek Anderson (2007)
- 28 Brian Sipe (1979, 1983)

## Most Passing Touchdowns – Game

- 5 five times; most recently: Derek Anderson (9/16/2007 vs. Cincinnati Bengals)

## Most Consecutive Games with a Touchdown Pass

- 23 Frank Ryan (1965) 1, (1966) 14, (1967) 8
- 18 Milt Plum (1959) 1, (1960) 12, (1961) 5

## Highest QB Rating – Career (minimum 750 attempts)

- 89.93 Milt Plum (1957-61)
- 81.64 Bernie Kosar (1985-93)
- 81.43 Frank Ryan (1962-68)
- 80.89 Vinny Testaverde (1993-95)
- 78.17 Otto Graham (1950-55)

## Highest QB Rating – Season (minimum 200 attempts)

- 110.37 Milt Plum (1960)
- 99.66 Otto Graham (1953)
- 95.41 Bernie Kosar (1987)
- 93.25 Josh McCown (2015)
- 91.37 Brian Sipe (1980)
- 90.59 Frank Ryan (1963)

## Highest QB Rating – Game (minimum 15 attempts)

- 158.33 Otto Graham (10/10/1954 vs. Chicago Cardinals)
- 158.33 Brian Sipe (10/29/1978 vs. Buffalo Bills)
- 154.86 Milt Plum (11/13/1960 vs. St. Louis Cardinals)
- 153.94 Milt Plum (10/25/1959 vs. Washington Redskins)
- 150.57 Otto Graham (10/4/1953 at Chicago Cardinals)
- 150.57 Brian Sipe (11/19/1978 at Baltimore Colts)

## Most Passes Had Intercepted – Career

- 149 Brian Sipe (1974-83)
- 94 Otto Graham (1950-55)
- 88 Frank Ryan (1962-68)
- 81 Mike Phipps (1970-76)
- 81 Bernie Kosar (1985-93)

## Most Passes Had Intercepted – Season

- 26 Brian Sipe (1979)
- 25 Brian Sipe (1981)
- 24 Otto Graham (1952)
- 23 Bill Nelsen (1971)
- 23 Brian Sipe (1983)
- 23 Paul McDonald (1984)

## Most Passes Had Intercepted – Game

- 6 Brian Sipe (11/22/1981 vs. Pittsburgh Steelers)
- 6 Brian Sipe (10/16/1983 at Pittsburgh Steelers)
- 5 Otto Graham (10/17/1954 at Pittsburgh Steelers)
- 5 Frank Ryan (11/6/1966 at Pittsburgh Steelers)

## Most Consecutive Attempts without an Interception

- 308 Bernie Kosar (1990-91)
- 208 Milt Plum (1959-60)
- 189 Brian Hoyer (2013-14)
- 174 Vinny Testaverde (1995)
- 150 Brady Quinn (2009)

## Lowest Interception Percentage – Career (minimum 750 attempts)

- 2.57 Bernie Kosar (1985-93); 1,853-3,150-81
- 3.60 Milt Plum (1957-61); 627-1,083-39
- 3.72 Vinny Testaverde (1993-95); 558-969-37
- 3.91 Tim Couch (1999-03); 1,025-1,714-67
- 4.10 Derek Anderson (2005-09); 587-1,109-45

## Lowest Interception Percentage – Season (minimum 200 attempts)

- 1.40 Josh McCown (2015); 186-292-4
- 1.82 Bernie Kosar (1991); 307-494-9
- 1.88 Bernie Kosar (1986); 310-531-10
- 2.00 Milt Plum (1960); 151-250-5

## RECEIVING

## Most Receptions – Career

- 662 Ozzie Newsome (1978-90)
- 331 Gary Collins (1962-71)

- 323 Greg Pruitt (1973-81)  
315 Brian Brennan (1984-91)  
315 Kevin Johnson (1999-03)

## Most Receptions – Season

- 89 Ozzie Newsome (1983)  
89 Ozzie Newsome (1984)  
89 Kellen Winslow (2006)  
87 Josh Gordon (2013)  
84 Kevin Johnson (2001)

## Most Receptions – Game

- 14 Ozzie Newsome (10/14/1984 vs. New York Jets)  
14 Josh Gordon (11/24/2013 vs. Pittsburgh Steelers)  
11 Mac Speedie (11/9/1952 vs. Chicago Cardinals)  
11 Webster Slaughter (12/22/1991 at Pittsburgh Steelers)  
11 Kevin Johnson (9/21/2003 at San Francisco 49ers)  
11 Kellen Winslow (11/5/2006 at San Diego Chargers)  
11 Kellen Winslow (12/31/2006 at Houston Texans)  
11 Kellen Winslow (11/4/2007 vs. Seattle Seahawks)

## Most Consecutive Games with Reception

- 150 Ozzie Newsome (1979-89)  
73 Kevin Johnson (1999-03)  
61 Braylon Edwards (2005-09)  
53 Mike Pruitt (1979-83)

## Most Receiving Yards – Career

- 7,980 Ozzie Newsome (1978-90)  
5,508 Ray Renfro (1952-63)  
5,299 Gary Collins (1962-71)  
5,210 Paul Warfield (1964-69, 1976-77)  
4,953 Reggie Rucker (1975-81)

## Most Receiving Yards – Season

- 1,646 Josh Gordon (2013)  
1,289 Braylon Edwards (2007)  
1,236 Webster Slaughter (1989)  
1,106 Kellen Winslow (2007)  
1,097 Kevin Johnson (2001)

## Most Receiving Yards – Game

- 261 Josh Gordon (12/1/2013 vs. Jacksonville Jaguars)  
237 Josh Gordon (11/24/2013 vs. Pittsburgh Steelers)  
191 Ozzie Newsome (10/14/1984 vs. New York Jets)  
186 Webster Slaughter (10/23/1989 vs. Chicago Bears)  
184 Webster Slaughter (10/29/1989 vs. Houston Oilers)

## Most 100-yard Receiving Games – Career

- 14 Ray Renfro (1952-63)  
14 Webster Slaughter (1986-91)  
12 Paul Warfield (1964-69, 1976-77)  
11 Gary Collins (1962-71)  
11 Braylon Edwards (2005-09)

## Most Seasons 50 or More Receptions

- 6 Ozzie Newsome (1979-81, 1983-85)  
4 Kevin Johnson (1999-2002)  
3 Gary Collins (1965-66, 1969)  
3 Webster Slaughter (1989-91)  
3 Eric Metcalf (1989-90, 1993)  
3 Braylon Edwards (2006-09)

## Highest Receiving Average – Career (minimum 100 receptions)

- 19.60 Ray Renfro (1952-63); 281-5,508  
19.23 Paul Warfield (1964-69, 1976-77); 271-5,210  
18.44 Ricky Feacher (1976-84); 113-2,084

## Highest Receiving Average – Season (minimum 20 receptions)

- 28.05 Ray Renfro (1957); 21-589  
23.88 Ray Renfro (1958); 24-573  
22.55 Ricky Feacher (1981); 29-654

## Highest Receiving Average – Game (minimum 3 receptions)

- 52.33 Rich Kreitling (10/2/1960 vs. Pittsburgh Steelers); 3-157  
48.67 Clarence Weathers (10/13/1985 at Houston Oilers); 3-146  
46.00 Webster Slaughter (10/29/1989 vs. Houston Oilers); 4-184

## Most Receiving Touchdowns – Career

- 70 Gary Collins (1962-71)  
52 Paul Warfield (1964-69, 1976-77)  
50 Ray Renfro (1952-63)  
47 Ozzie Newsome (1978-90)  
33 Dante Lavelli (1950-56)

## Most Receiving Touchdowns – Season

- 16 Braylon Edwards (2007)  
13 Gary Collins (1963)  
12 Gary Collins (1966)  
12 Paul Warfield (1968)

- 11 Gary Collins (1969)

## Most Receiving Touchdowns – Game

- 3 11 times, most recently: Jordan Cameron  
(9/22/2013 at Minnesota Vikings)

## Most Consecutive Games with TD Reception

- 7 Gary Collins (1963) 2, (1964) 5  
6 Paul Warfield (1968)

## INTERCEPTIONS

## Most Passes Intercepted – Career

- 45 Thom Darden (1972-74, 1976-81)  
40 Warren Lahr (1950-59)  
39 Clarence Scott (1971-83)  
30 Ken Konz (1953-59)  
29 Bernie Parrish (1959-66)

## Most Passes Intercepted – Season

- 10 Thom Darden (1978)  
10 Anthony Henry (2001)  
9 Tommy James (1950)  
9 Felix Wright (1989)  
9 Eric Turner (1994)

## Most Passes Intercepted – Game

- 3 11 times, most recently: Anthony Henry  
(11/18/2001 at Baltimore Ravens)

## Most Interception Return Yards – Career

- 820 Thom Darden (1972-74, 1976-81)  
581 Ross Fichtner (1960-67)  
557 Bernie Parrish (1959-66)  
530 Warren Lahr (1950-59)  
469 Felix Wright (1985-90)

## Most Interception Return Yards – Season

- 238 Bernie Parrish (1960)  
200 Thom Darden (1978)  
199 Eric Turner (1994)  
190 Don Paul (1956)  
177 Anthony Henry (2001)

## Most Interception Return Yards – Game

- 122 Brandon McDonald (12/15/2008 at Philadelphia Eagles)  
115 Bernie Parrish (12/11/1960 vs. Chicago Bears)  
108 Felix Wright (10/26/1987 vs. Los Angeles Rams)  
101 Eric Turner (9/18/1994 vs. Arizona Cardinals)  
100 Brodney Pool (11/18/2007 at Baltimore Ravens)

## Highest Average Gain on Interceptions – Career (minimum 10 interceptions)

- 23.14 Tashaun Gipson (2012-15); 14-324  
23.00 Erich Barnes (1965-71); 18-414  
21.73 Oliver Davis (1977-80); 11-239  
21.52 Ross Fichtner (1960-67); 27-581

## Highest Average Gain on Interceptions – Season (minimum 3 interceptions)

- 43.67 Eric Wright (2008); 3-131  
39.67 Bernie Parrish (1960); 6-238  
38.00 Felix Wright (1987); 4-152  
34.67 Brian Washington (1988); 3-104

## Highest Average Gain on Interceptions – Game (minimum 2 interceptions)

- 61.00 Brandon McDonald (12/15/2008 at Philadelphia Eagles); 2-122  
57.50 Bernie Parrish (12/11/1960 vs. Chicago Bears); 2-115  
54.00 Felix Wright (10/26/1987 vs. Los Angeles Rams); 2-108  
50.50 Eric Turner (9/18/1994 vs. Arizona Cardinals); 2-101

## Most Touchdowns on Interceptions – Career

- 5 Warren Lahr (1950-59)  
4 Ken Konz (1953-59)  
3 Bernie Parrish (1959-66)  
3 Ross Fichtner (1960-67)  
3 Jim Houston (1960-72)  
3 Erich Barnes (1965-71)

## Most Touchdowns on Interceptions – Season

- 2 eight times, most recently: Karlos Dansby (2015)

## Most Touchdowns on Interceptions – Game

- 2 Bobby Franklin (12/11/1960 vs. Chicago Bears)  
2 David Bowers (10/24/2010 at New Orleans Saints)

## PUNTING

## Most Punts – Career

- 651 Don Cockroft (1968-80)  
466 Chris Gardocki (1999-03)  
385 Horace Gillom (1950-56)  
336 Gary Collins (1962-71)  
254 Dave Zastudil (2006-10)

- Most Punts – Season  
 108 Chris Gardocki (2000)  
 106 Chris Gardocki (1999)  
 99 Chris Gardocki (2001)  
 97 Bryan Wagner (1989)  
 93 Spencer Lanning (2014)

- Most Punt Returns – Game  
 12 Horace Gillom (12/3/1950 vs. Philadelphia Eagles)  
 12 Bryan Wagner (11/19/1989 vs. Kansas City Chiefs)  
 12 Chris Gardocki (12/3/2000 at Jacksonville Jaguars)  
 11 Horace Gillom (10/4/1953 at Chicago Cardinals)  
 11 Gary Collins (12/12/1965 at Los Angeles Rams)  
 11 Don Cockroft (10/15/1972 vs. Chicago Bears)

- Most Punt Yards – Career  
 26,262 Don Cockroft (1968-80)  
 20,220 Chris Gardocki (1999-03)  
 16,872 Horace Gillom (1950-56)  
 13,764 Gary Collins (1962-71)  
 11,207 Dave Zastudil (2006-10)

- Most Punt Yards – Season  
 4,919 Chris Gardocki (2000)  
 4,645 Chris Gardocki (1999)  
 4,249 Chris Gardocki (2001)  
 4,119 Spencer Lanning (2014)  
 3,817 Bryan Wagner (1989)

- Most Punt Yards – Game  
 517 Chris Gardocki (12/3/2000 at Jacksonville Jaguars)  
 510 Horace Gillom (12/3/1950 vs. Philadelphia Eagles)  
 497 Gary Collins (12/12/1965 at Los Angeles Rams)  
 491 Chris Gardocki (11/26/2000 at Baltimore Ravens)  
 480 Don Cockroft (10/15/1972 vs. Chicago Bears)

- Best Gross Punting Average – Career (minimum 150 attempts)  
 44.12 Dave Zastudil (2006-10); 254-11,207  
 44.06 Spencer Lanning (2013-14); 177-7,798  
 43.82 Horace Gillom (1950-56); 385-16,872  
 43.39 Chris Gardocki (1999-03); 466-20,220  
 42.85 Brian Hansen (1991-93); 236-10,112

- Best Gross Punting Average – Season (minimum 35 attempts)  
 46.74 **Andy Lee (2015): 70-3,270**  
 46.69 Gary Collins (1965); 65-3,035  
 45.69 Horace Gillom (1952); 61-2,787  
 45.55 Chris Gardocki (2000); 108-4,919  
 45.47 Dave Zastudil (2008); 75-3,410

- Best Gross Punting Average – Game  
 58.00 Johnny Evans (12/3/1978 at Seattle Seahawks); 1-58  
 56.50 Sam Baker (11/13/1960 vs. St. Louis Cardinals); 2-113  
 54.75 Horace Gillom (11/28/1954 at New York Giants); 4-219  
 54.33 Gary Collins (10/17/1965 vs. Dallas Cowboys); 6-326  
 54.00 Dave Mays (9/26/1976 at Denver Broncos); 1-54

- Most Punts Inside 20 Yard Line – Career  
 114 Chris Gardocki (1999-03)  
 90 Dave Zastudil (2006-10)  
 63 Brian Hansen (1991-93)  
 59 Jeff Gossett (1983, 1985-87)  
 58 Reggie Hodges (2010-12)

- Most Punts Inside 20 Yard Line – Season  
 32 Bryan Wagner (1989)  
 32 Brad Maynard (2011)  
 29 Reggie Hodges (2010, 2012)  
 28 Brian Hansen (1992)  
 28 Dave Zastudil (2006)  
 28 Spencer Lanning (2013)

- Most Punts Inside 20 Yard Line – Game  
 7 Dave Zastudil (10/11/2009 at Buffalo Bills)  
 5 six times, most recently: Spencer Lanning (12/7/14 vs. Indianapolis Colts)

## PUNT RETURNS

- Most Punt Returns – Career  
 202 Dennis Northcutt (2000-06)  
 195 Joshua Cribbs (2005-12)  
 161 Gerald McNeil (1986-89)  
 127 Eric Metcalf (1989-94)  
 111 Dino Hall (1979-83)

- Most Punt Returns – Season  
 49 Gerald McNeil (1989)  
 44 Eric Metcalf (1992)

- 40 Gerald McNeil (1986)  
 39 Dino Hall (1983)  
 38 Gerald McNeil (1988)  
 38 Joshua Cribbs (2009, 2012)

- Most Punt Returns – Game  
 7 seven times, most recently: Travis Benjamin (10/3/2013 vs. Buffalo Bills)

- Most Punt Return Yards – Career  
 2,154 Joshua Cribbs (2005-12)  
 2,149 Dennis Northcutt (2000-06)  
 1,545 Gerald McNeil (1986-89)  
 1,341 Eric Metcalf (1989-94)  
 990 Leroy Kelly (1964-73)

- Most Punt Return Yards – Season  
 496 Gerald McNeil (1989)  
 464 Eric Metcalf (1993)  
 457 Joshua Cribbs (2012)  
 452 Joshua Cribbs (2009)  
 432 Dennis Northcutt (2004)

- Most Punt Return Yards – Game  
 179 Travis Benjamin (10/3/2013 vs. Buffalo Bills)  
 166 Eric Metcalf (10/24/1993 vs. Pittsburgh Steelers)  
 154 Travis Benjamin (9/20/2015 vs. Tennessee Titans)  
 135 Joshua Cribbs (12/30/2007 vs. San Francisco 49ers)  
 120 Joshua Cribbs (10/4/2009 vs. Cincinnati Bengals)

- Most Punt Return Touchdowns – Career  
 5 Eric Metcalf (1989-94)  
 3 Bobby Mitchell (1958-61)  
 3 Leroy Kelly (1964-73)  
 3 Dennis Northcutt (2000-06)  
 3 Joshua Cribbs (2005-12)  
 3 Travis Benjamin (2012-15)

- Most Punt Return Touchdowns – Season  
 2 Leroy Kelly (1965)  
 2 Eric Metcalf (1993, 1994)  
 2 Dennis Northcutt (2002)

- Most Punt Return Touchdowns – Game  
 2 Eric Metcalf (10/24/1993 vs. Pittsburgh Steelers)

- Highest Punt Return Average – Career (minimum 50 returns)  
 12.60 Travis Benjamin (2012-15); 68-867  
 11.77 Greg Pruitt (1973-81); 56-659  
 11.24 Bobby Mitchell (1958-61); 54-607  
 11.00 Joshua Cribbs (2005-12); 195-2,154  
 10.64 Dennis Northcutt (2000-06); 202-2,149

- Highest Punt Return Average – Season (minimum 15 returns)  
 15.59 Leroy Kelly (1965); 17-265  
 14.68 Dennis Northcutt (2002); 25-367  
 13.50 Joshua Cribbs (2007); 30-405  
 12.93 Greg Pruitt (1974); 27-349  
 12.89 Eric Metcalf (1993); 36-464

- Highest Punt Return Average – Game (minimum 3 returns)  
 34.67 Dennis Northcutt (11/5/2006 at San Diego Chargers); 3-104  
 33.75 Joshua Cribbs (12/30/2007 vs. San Francisco 49ers); 4-135  
 28.75 Eric Metcalf (9/4/1994 at Cincinnati Bengals); 4-115  
 27.67 Bobby Mitchell (10/8/1961 vs. Washington Redskins); 3-83

## KICKOFF RETURNS

- Most Kickoff Returns – Career  
 387 Joshua Cribbs (2005-12)  
 151 Dino Hall (1979-83)  
 139 Eric Metcalf (1989-94)  
 88 Andre' Davis (2002-04)  
 87 Glen Young (1984-85, 1987-88)

- Most Kickoff Returns – Season  
 61 Joshua Cribbs (2006)  
 59 Joshua Cribbs (2007)  
 56 Joshua Cribbs (2009)  
 52 Eric Metcalf (1990)  
 50 Dino Hall (1979)  
 50 Andre' Davis (2002)

- Most Kickoff Returns – Game  
 10 Richard Alston (11/28/2004 at Cincinnati Bengals)  
 9 Dino Hall (10/7/1979 vs. Pittsburgh Steelers)  
 8 Dino Hall (11/25/1979 at Pittsburgh Steelers)  
 7 Dino Hall (11/29/1981 vs. Cincinnati Bengals)  
 7 Joshua Cribbs (11/18/2007 at Baltimore Ravens)  
 7 Joshua Cribbs (11/2/2008 vs. Baltimore Ravens)  
 7 Joshua Cribbs (12/16/2012 vs. Washington Redskins)

## Most Kickoff Return Yards – Career

|        |                               |
|--------|-------------------------------|
| 10,015 | Joshua Cribbs (2005-12)       |
| 3,185  | Dino Hall (1979-83)           |
| 2,806  | Eric Metcalf (1989-94)        |
| 2,079  | Glen Young (1984-85, 1987-88) |
| 1,872  | Randy Baldwin (1991-94)       |

## Most Kickoff Return Yards – Season

|       |                      |
|-------|----------------------|
| 1,809 | Joshua Cribbs (2007) |
| 1,542 | Joshua Cribbs (2009) |
| 1,494 | Joshua Cribbs (2006) |
| 1,178 | Joshua Cribbs (2012) |
| 1,110 | Joshua Cribbs (2008) |

## Most Kickoff Return Yards – Game

|     |   |
|-----|---|
| 269 | Joshua Cribbs (12/20/2009 at Kansas City Chiefs)  |
| 245 | Joshua Cribbs (11/18/2007 at Baltimore Ravens)    |
| 237 | Joshua Cribbs (11/2/2008 vs. Baltimore Ravens)    |
| 221 | Joshua Cribbs (10/7/2012 at New York Giants)      |
| 212 | Richard Alston (11/28/2004 at Cincinnati Bengals) |

## Most Kickoff Return Touchdowns – Career

|     |                          |
|-----|--------------------------|
| * 8 | Joshua Cribbs (2005-12)  |
| 3   | Bobby Mitchell (1958-61) |
| 2   | Eric Metcalf (1989-94)   |
| * 2 | Tied for NFL Record      |

## Most Kickoff Return Touchdowns – Season

|   |                      |
|---|----------------------|
| 3 | Joshua Cribbs (2009) |
| 2 | Eric Metcalf (1990)  |
| 2 | Joshua Cribbs (2007) |

## Most Kickoff Return Touchdowns – Game

|   |  |
|---|--|
| 2 | Joshua Cribbs (12/20/2009 at Kansas City Chiefs) |
|---|--|

## Highest Kickoff Return Average – Career (minimum 50 returns)

|       |                                     |
|-------|-------------------------------------|
| 26.26 | Greg Pruitt (1973-81); 58-1,523     |
| 25.94 | Walter Roberts (1964-66); 62-1,608  |
| 25.88 | Joshua Cribbs (2005-12); 387-10,015 |
| 25.24 | Keith Wright (1978-80); 70-1,767    |
| 25.00 | Bobby Mitchell (1958-61); 62-1,550  |

## Highest Kickoff Return Average – Season (minimum 12 returns)

|       |                                |
|-------|--------------------------------|
| 31.69 | Billy Lefear (1975); 13-412    |
| 30.66 | Joshua Cribbs (2007); 59-1,809 |
| 29.50 | Billy Reynolds (1954); 14-413  |
| 28.88 | Bo Scott (1969); 25-722        |
| 28.31 | Greg Pruitt (1973); 16-453     |

## Highest Kickoff Return Average – Game (minimum 3 returns)

|       |  |
|-------|--|
| 51.00 | Joshua Cribbs (11/11/2007 at Pittsburgh Steelers); 4-204   |
| 48.33 | Gerald McNeil (10/5/1986 at Pittsburgh Steelers); 3-145    |
| 45.67 | Herman Fontenot (10/30/1988 vs. Cincinnati Bengals); 3-137 |
| 44.83 | Joshua Cribbs (12/20/2009 at Kansas City Chiefs); 6-269    |
| 44.00 | Joshua Cribbs (10/18/2009 at Pittsburgh Steelers); 3-132   |

## COMBINED NET YARDS

\*Includes rushing, receiving, punt returns and kickoff returns.

## Most Attempts – Career

|       |   |
|-------|---|
| 2,650 | Jim Brown (1957-65); 2,359 R, 262 P, 29 PR          |
| 2,087 | Leroy Kelly (1964-73); 1,727 R, 190 P, 94 KR, 76 PR |
| 1,860 | Mike Pruitt (1976-84); 1,593 R, 255 P, 12 PR        |

## Most Attempts – Season

|     |   |
|-----|---|
| 353 | Jim Brown (1961); 305 R, 46 P, 2 PR       |
| 353 | Reuben Droughns (2005); 309 R, 39 P, 5 KR |
| 331 | Peyton Hillis (2010); 270 R, 61 P         |
| 328 | Jamal Lewis (2007); 298 R, 30 P           |
| 323 | Jim Brown (1965); 289 R, 34 P             |
| 323 | Mike Pruitt (1983); 293 R, 30 P           |

## Most Attempts – Game

|    |   |
|----|---|
| 39 | Jim Brown (10/4/1959 at Chicago Cardinals); 37 R, 2P            |
| 39 | Mike Pruitt (12/3/1981 at Houston Oilers); 32 R, 7 P            |
| 39 | Lee Suggs (12/26/2004 at Miami Dolphins); 38 R, 1 P             |
| 39 | Jerome Harrison (12/27/2009 vs. Oakland Raiders); 39 R          |
| 38 | Jim Brown (11/19/1961 vs. Philadelphia Eagles); 34 R, 3 P, 1 PR |
| 38 | Earnest Byner (12/17/1995 vs. Cincinnati Bengals); 31 R, 7 P    |

## Most Yards – Career

|        |  |
|--------|--|
| 15,459 | Jim Brown (1957-65); 12,312 R, 2,499 P, 648 KR               |
| 14,083 | Joshua Cribbs (2005-12); 10,015 KR, 2,154 PR, 753 R, 1,161 P |
| 12,329 | Leroy Kelly (1964-73); 7,274 R, 2,281 P, 1,784 KR, 990 PR    |
| 10,700 | Greg Pruitt (1973-81); 5,496 R, 3,022 P, 1,523 KR, 659 PR    |

## Most Yards – Season

|       |  |
|-------|--|
| 2,510 | Joshua Cribbs (2009); 1,542 KR, 452 PR, 381 R, 135 P |
| 2,312 | Joshua Cribbs (2007); 1,809 KR, 405 PR, 37 P, 61 R   |
| 2,131 | Jim Brown (1963); 1,863 R, 268 P                     |
| 2,014 | Leroy Kelly (1966); 1,141 R, 366 P, 403 KR, 104 PR   |
| 1,932 | Eric Metcalf (1993); 611 R, 539 P, 318 KR, 464 PR    |

## Most Yards – Game

|     |   |
|-----|---|
| 316 | Joshua Cribbs (12/27/2009 at Kansas City Chiefs); 269 KR, 36 PR, 8 R, 3 P   |
| 313 | Jim Brown (11/19/1961 vs. Philadelphia Eagles); 237 R, 52 P, 24 KR          |
| 309 | Joshua Cribbs (11/18/2007 at Baltimore Ravens); 245 KR, 61 PR, 3R           |
| 304 | Greg Pruitt (11/23/1975 vs. Cincinnati Bengals); 121 R, 106 P, 36 KR, 41 PR |
| 299 | Leroy Kelly (12/4/1966 vs. New York Giants); 126 R, 71 P, 102 KR            |

## High Average – Career (minimum 500 attempts)

|       |                                     |
|-------|-------------------------------------|
| 17.23 | Joshua Cribbs (2005-12); 817-14,083 |
| 11.94 | Ozzie Newsome (1978-90); 682-8,144  |
| 8.87  | Bobby Mitchell (1958-61); 667-5,916 |
| 7.89  | Eric Metcalf (1989-94); 1,155-9,108 |

## High Average – Season (minimum 100 attempts)

|       |                                 |
|-------|---------------------------------|
| 22.89 | Joshua Cribbs (2007); 101-2,312 |
| 17.75 | Joshua Cribbs (2008); 103-1,519 |
| 14.85 | Joshua Cribbs (2009); 169-2,510 |
| 14.32 | Dino Hall (1979); 103-1,475     |
| 13.01 | Joshua Cribbs (2010); 103-1,340 |

## High Average – Game (minimum 10 attempts)

|              |  |
|--------------|--|
| 27.80        | Joshua Cribbs (11/2/2008 vs. Baltimore Ravens); 10-278         |
| <b>26.10</b> | <b>Josh Gordon (12/1/2013 vs. Jacksonville Jaguars) 10-261</b> |
| 25.75        | Joshua Cribbs (11/18/2007 at Baltimore Ravens); 12-309         |
| 22.57        | Joshua Cribbs (12/20/2009 at Kansas City Chiefs); 14-316       |
| 22.09        | Joshua Cribbs (10/4/2009 vs. Cincinnati Bengals); 11-243       |

## SCRIMMAGE YARDS

## Most Attempts – Career

|       |                                       |
|-------|---------------------------------------|
| 2,621 | Jim Brown (1957-65); 2,359 R, 262 P   |
| 1,917 | Leroy Kelly (1964-73); 1,727 R, 190 P |
| 1,848 | Mike Pruitt (1976-84); 1,593 R, 255 P |

## Most Attempts – Season

|     |                                     |
|-----|-------------------------------------|
| 351 | Jim Brown (1961); 305 R, 46 P       |
| 348 | Reuben Droughns (2005); 309 R, 39 P |
| 331 | Peyton Hillis (2010); 270 R, 61 P   |
| 328 | Jamal Lewis (2007); 298 R, 30 P     |
| 323 | Jim Brown (1965); 289 R, 34 P       |
| 323 | Mike Pruitt (1983); 293 R, 30 P     |

## Most Attempts – Game

|    |  |
|----|--|
| 39 | Jim Brown (10/4/1959 at Chicago Cardinals); 37R, 2P        |
| 39 | Mike Pruitt (12/3/1981 at Houston Oilers); 32 R, 7 P       |
| 39 | Lee Suggs (12/26/2004 at Miami Dolphins); 38 R, 1 P        |
| 39 | Jerome Harrison (12/27/2009 vs. Oakland Raiders); 39 R     |
| 38 | Earnest Byner (12/17/1995 vs. Cincinnati Bengals); 31R, 7P |

## Most Yards – Career

|        |   |
|--------|---|
| 14,811 | Jim Brown (1957-65); 12,312 R, 2,499 P  |
| 9,555  | Leroy Kelly (1964-73); 7,274 R, 2,281 P |
| 8,518  | Greg Pruitt (1973-81); 5,496 R, 3,022 P |
| 8,301  | Mike Pruitt (1976-84); 6,540 R, 1,761 P |
| 8,115  | Ozzie Newsome (1978-90); 135 R, 7,980 P |

## Most Yards – Season

|       |                                  |
|-------|----------------------------------|
| 2,131 | Jim Brown (1963); 1,863 R, 268 P |
| 1,872 | Jim Brown (1965); 1,544 R, 328 P |
| 1,867 | Jim Brown (1961); 1,408 R, 459 P |

## Most Yards – Game

|            |   |
|------------|---|
| 298        | Jerome Harrison (12/20/2009 at Kansas City Chiefs); 286 R, 12 P |
| 289        | Jim Brown (11/19/1961 vs. Philadelphia Eagles); 237 R, 52 P     |
| 262        | Jim Brown (9/15/1963 vs. Washington Redskins); 162 R, 100 P     |
| <b>261</b> | <b>Josh Gordon (12/1/2013 vs. Jacksonville Jaguars) 261 P</b>   |

## High Average – Career (minimum 400 attempts)

|       |                                    |
|-------|------------------------------------|
| 14.81 | Ray Renfro (1952-63); 418-6,190    |
| 11.93 | Ozzie Newsome (1978-90); 680-8,115 |
| 8.09  | Dub Jones (1950-55); 481-3,893     |

## High Average – Season (minimum 100 attempts)

|      |                             |
|------|-----------------------------|
| 8.53 | Dub Jones (1952); 108-921   |
| 7.93 | Dub Jones (1951); 134-1,062 |
| 7.64 | Dub Jones (1950); 101-772   |

## High Average – Game (minimum 10 attempts)

|              |  |
|--------------|--|
| <b>26.10</b> | <b>Josh Gordon (12/1/2013 vs. Jacksonville Jaguars) 10-261</b> |
|--------------|--|

- 18.42 Marion Motley (10/29/1950 vs. Pittsburgh Steelers); 12-221  
17.70 Gem Nagler (11/20/1960 at Pittsburgh Steelers); 10-177

## QUARTERBACK SACKS

### Most Sacks – Career

- 76.5 Clay Matthews (1978-93)\*  
69 Jerry Sherk (1970-81)\*  
58 Walter Johnson (1965-76)\*  
51.5 Michael Dean Perry (1988-94)  
40.5 Rob Burnett (1990-95)

### Most Sacks – Season

- 14.5 Bill Glass (1965)\*  
14 Jack Gregory (1970)\*  
14 Reggie Camp (1984)  
13 Jamir Miller (2001)  
12 Jerry Sherk (1979)\*  
12 Clay Matthews (1984)\*

### Most Sacks – Game

- 4 Jerry Sherk (11/14/1976 vs. Philadelphia Eagles)\*  
4 Mack Mitchell (11/20/1977 vs. New York Giants)\*  
4 Andra Davis (11/9/2003 at Kansas City Chiefs)

### Most Consecutive Games At Least One Sack

- 7 Bill Glass (1966)\*

### Most Sack Yards – Career

- 568 Clay Matthews (1978-92)\*  
547 Jerry Sherk (1970-81)\*

### Most Sack Yards – Season

- 125.5 Reggie Camp (1984)\*

### Most Sack Yards – Game

- 39 Reggie Camp (11/25/1984 vs. Houston Oilers)

\*Sacks became an official stat in 1982.

## TEAM RECORDS

### GAMES WON

#### Most Games Won, One Season (Including Postseason)

- 13 (1986)

#### Most Games Won – Regular Season

- 12 (1986)

#### Most Games Won – Home (Season)

- 7 (2007)

#### Most Games Won – Road (Season)

- 6 (2002, 1986, 1972, 1965)

#### Most Consecutive Games Won, Start of Season

- 11 (1953)

#### Most Consecutive Games Won (During Season)

- 11 (1951, 1953)

#### Most Consecutive Games Won (Regular Season)

- 13 (1951-52)

#### Most Consecutive Home Games Won (Regular Season)

- 12 (1950-52)

#### Most Consecutive Road Games Won (Regular Season)

- 7 (1951-52; 1954-55; 1971-72)

### GAMES LOST

#### Most Games Lost, One Season

- 14 (1999)

#### Most Consecutive Games Lost

- 11 (1974-75, 2011-12)

#### Most Consecutive Games Lost, Start of Season

- 9 (1975)

#### Most Consecutive Games Lost, End of Season

- 7 (2013)

#### Most Consecutive Home Games Lost

- 10 (2008-09)

#### Most Consecutive Road Games Lost

- 12 (2011-12)

### SCORING

#### Most Points – Season

- 415 (1964); 22 FG, 49 PAT, 50 TD  
403 (1966); 9 FG, 52 PAT, 54 TD  
402 (2007); 26 FG, 42 PAT, 46 TD, 2 2PAT, 1 SAFETY  
394 (1968); 18 FG, 46 PAT, 49 TD  
391 (1986); 26 FG, 43 PAT, 45 TD

#### Most Points – Game

- 62 (12/6/1953 vs. New York Giants); 2 FG, 8 PAT, 8 TD  
62 (11/7/1954 vs. Washington Redskins); 2 FG, 8 PAT, 8 TD  
52 (12/12/1964 at New York Giants); 1 FG, 7 PAT, 7 TD  
51 (9/10/1989 at Pittsburgh Steelers); 3 FG, 6 PAT, 6 TD  
51 (9/16/2007 vs. Cincinnati Bengals); 3 FG, 6 PAT, 6 TD

#### Fewest Points – Season

- 140 (1982); 7 FG, 17 PAT, 17 TD  
161 (2000); 14 FG, 17 PAT, 17 TD  
167 (1956); 11 FG, 18 PAT, 19 TD, 1 SAFETY  
217 (1999); 8 FG, 23 PAT, 28 TD  
218 (1975); 17 FG, 21 PAT, 24 TD  
218 (2011); 24 FG, 20 PAT, 21 TD

#### Most Points Against – Season

- 462 (1990); 16 FG, 56 PAT, 59 TD  
437 (1999); 33 FG, 40 PAT, 49 TD

- 432 (2015); 30 FG, 44 PAT, 49 TD

- 419 (2000); 31 FG, 44 PAT, 46 TD

- 406 (2013); 27 FG, 43 PAT, 46 TD, 2 2 PAT, 1 SAFETY

#### Most Points Against – Game

- 58 (12/9/1990 at Houston Oilers); 1 FG, 7 PAT, 8 TD  
58 (11/28/2004 at Cincinnati Bengals); 3 FG, 7 PAT, 7 TD  
55 (10/17/1954 at Pittsburgh Steelers); 7 PAT, 8 TD  
55 (11/12/1967 at Green Bay Packers); 2 FG, 7 PAT, 7 TD  
51 (11/9/1969 at Minnesota Vikings); 3 FG, 6 PAT, 6 TD  
51 (10/7/1979 vs. Pittsburgh Steelers); 1 FG, 6 PAT, 7 TD

#### Fewest Points Against – Season

- 144 (1950); 4 FG, 18 PAT, 19 TD  
152 (1951); 4 FG, 18 PAT, 20 TD  
162 (1953); 2 FG, 20 PAT, 22 TD  
162 (1954); 3 FG, 21 PAT, 22 TD  
172 (1957); 7 FG, 19 PAT, 22 TD

#### Most Points, Both Teams – Game

- 106 (11/28/2004 at Cincinnati Bengals); 5 FG, 13 PAT, 13 TD  
(L, 48-58)

- 96 (9/16/2007 vs. Cincinnati Bengals); 12 PAT, 12 TD, 4 FG  
(W, 51-45)

- 89 (12/4/1966 vs. New York Giants); 4 FG, 11 PAT, 11 TD (W, 49-40)

- 86 (10/7/1979 vs. Pittsburgh Steelers); 1 FG, 11 PAT, 12 TD  
(L, 35-51)

- 82 (10/17/1954 at Pittsburgh Steelers); 10 PAT, 12 TD (L, 27-55)  
82 (12/15/1960 at New York Giants); 2 FG, 10 PAT, 11 TD  
(W, 48-34)

#### Fewest Points, Both Teams – Game

- 6 (10/1/1950 vs. New York Giants); 1 TD (L, 0-6)  
6 (11/21/1954 vs. Philadelphia Eagles); 2 FG (W, 6-0)  
7 (10/25/1953 at New York Giants); 1 PAT, 1 TD (W, 7-0)  
7 (12/1/1974 vs. San Francisco 49ers); 1 PAT, 1 TD (W, 7-0)  
8 (12/12/1970 vs. Dallas Cowboys); 2 FG, 1 SAFETY (L, 2-6)  
8 (12/16/2007 vs. Buffalo Bills); 2 FG, 1 SAFETY (W, 8-0)

#### Most Touchdowns – Season

- 54 (1966); 18 Rush, 33 Rec, 3 Ret  
50 (1964); 14 Rush, 28 Rec, 8 Ret  
49 (1968); 20 Rush, 27 Rec, 2 Ret

#### Most Touchdowns – Game

- 8 (12/6/1953 vs. New York Giants); 2 Rush, 5 Rec, 1 Ret  
8 (11/7/1954 vs. Washington Redskins); 3 Rush, 4 Rec, 1 Ret

#### Most Touchdowns Against – Season

- 59 (1990); 21 Rush, 32 Rec, 6 Def  
49 (1999); 29 Rush, 17 Rec, 3 Ret  
49 (2015); 11 Rush, 34 Rec, 4 Ret

#### Most Touchdowns Against – Game

- 8 (10/17/1954 at Pittsburgh Steelers); 2 Rush, 4 Rec, 2 Ret  
8 (12/9/1990 at Houston Oilers); 4 Rush, 3 Rec, 1 Def

#### Fewest Touchdowns – Season

- 17 (1982); 7 Rush, 9 Rec, 1 Ret  
17 (2000); 7 Rush, 9 Rec, 1 Ret  
19 (1956); 8 Rush, 8 Rec, 3 Ret  
20 (2008); 6 Rush, 11 Rec, 1 Ret, 2 Def  
21 (2011); 4 Rush, 16 Rec, 1 Ret

#### Fewest Touchdowns Against – Season

- 19 (1950); 10 Rush, 8 Rec, 1 Ret  
20 (1951); 8 Rush, 10 Rec, 2 Ret  
21 (1956); 13 Rush, 7 Rec, 1 Ret



Most Touchdowns Rushing – Season  
24 (1958)  
23 (1954)

Most Touchdowns Rushing – Game  
6 (11/24/1957 vs. Los Angeles Rams)  
5 four times, most recently: (11/1/1959 at Baltimore Colts)

Most Touchdowns Rushing Against – Season  
29 (1999)  
26 (2000)  
25 (1979)  
22 (2004)  
21 (1975, 1990)

Most Touchdowns Rushing Against – Game  
6 (10/15/1961 vs. Green Bay Packers)  
5 (10/13/1991 at Washington Redskins)  
5 (12/3/2000 at Jacksonville Jaguars)

Fewest Touchdowns Rushing – Season  
4 (2005, 2011, 2013)  
5 (1995, 2015)  
6 (1956, 2004, 2008)

Fewest Touchdowns Rushing Against – Season  
4 (1954)  
5 (1992)

Most Touchdowns Rushing, Both Teams – Game  
7 three times, most recently: (11/23/1986 vs. Pittsburgh Steelers)

Most Touchdowns Passing – Season  
34 (2015)  
33 (1966)  
30 (1980)  
29 (2007)

Most Touchdowns Passing – Game  
6 two times, most recently: (10/30/1966 at Atlanta Falcons)

Fewest Touchdowns Passing – Season  
7 (1975)  
8 (1956)  
9 (1982, 2000)

Most Touchdowns Passing Against – Season  
32 (1990)  
31 (1965)  
29 (2007, 2013)  
28 (1981)

Most Touchdowns Passing Against – Game  
6 two times, most recently: (9/16/2007 vs. Cincinnati Bengals)

Fewest Touchdowns Passing Against – Season  
7 (1956)  
8 (1950, 1957)

Most Points After Touchdowns – Season  
52 (1966)  
49 (1964)

Most Points After Touchdowns – Game  
8 (12/6/1953 vs. New York Giants)  
8 (11/7/1954 vs. Washington Redskins)

Fewest Points After Touchdowns – Season  
17 (1982, 2000)  
18 (1956)

Most Points After Touchdowns Against – Season  
56 (1990)  
45 (1975)

Most Points After Touchdowns Against – Game  
7 six times, most recently: (11/28/2004 at Cincinnati Bengals)

Fewest Points After Touchdowns Against – Season  
18 (1950, 1951)

Most Field Goals Made – Season  
30 (2008)  
29 (1995, 2012)  
28 (2015)  
27 (2005)

Most Field Goals Made – Game  
6 (11/5/2006 at San Diego Chargers)  
5 five times, most recently: (11/4/2012 vs. Baltimore Ravens)

Fewest Field Goals Made – Season  
5 (1959)  
7 (1982)

Most Field Goals Made Against – Season  
35 (2003)  
33 (1999)  
32 (2007)  
31 (1993, 2000)

Most Field Goals Made Against – Game  
5 two times, most recently: (11/11/2001 vs. Pittsburgh Steelers)

Fewest Field Goals Made Against – Season  
2 (1953)  
3 (1954)

Most Safeties For – Season  
3 (1970)  
2 (1993)

Most Safeties For – Game  
1 21 times; most recently: (10/5/2014 at Tennessee Titans)

Most Safeties Against – Season  
3 (1974, 1987)

Most Safeties, Both Teams – Season  
4 (1993)

Most Safeties, Both Teams – Game  
2 (9/13/1987 at New Orleans Saints)  
2 (11/14/1993 at Seattle Seahawks)

Most Two-Point Conversions – Season  
4 (1994)

Most Two-Point Conversions – Game  
1 18 times; most recently: (10/4/2014 at San Diego Chargers)

Most Two-Point Conversions, Both Teams – Season  
5 (1994)  
4 (2015)

Most Two-Point Conversions Against – Season  
2 (1995, 2001, 2013, 2015)

Most Two-Point Conversions Against – Game  
1 11 times; most recently: (12/8/2013 at New England)

Most Points 1st Quarter  
24 (11/22/2009 at Detroit Lions)

Most Points 2nd Quarter  
28 three times, most recently: (12/1/1991 at Indianapolis Colts)

Most Points 3rd Quarter  
24 (12/6/1953 vs. New York Giants)

Most Points 4th Quarter  
28 (10/25/1964 vs. New York Giants)

Most Points 1st Half  
35 (11/5/1989 at Tampa Bay Buccaneers)

Most Points 2nd Half  
35 five times; most recently: (11/28/2004 at Cincinnati Bengals)

Largest Margin of Victory  
59 (11/7/1954 vs. Washington Redskins)

Largest Margin of Defeat  
48 (11/12/1967 at Green Bay Packers)  
48 (11/9/1969 at Minnesota Vikings)  
48 (12/3/2000 at Jacksonville Jaguars)

## FIRST DOWNS

Most First Downs – Season  
364 (1981)

Most First Downs – Game  
35 (11/23/1986 vs. Pittsburgh Steelers)

Fewest First Downs – Season  
173 (1956)

Fewest First Downs – Game  
1 (12/3/1950 vs. Philadelphia Eagles)

Most First Downs by Opponents – Season  
368 (1999)

Most First Downs by Opponents – Game  
36 (11/25/1979 at Pittsburgh Steelers)

Fewest First Downs by Opponents – Season  
147 (1954)

Fewest First Downs by Opponents – Game  
4 (11/7/1954 vs. Washington Redskins)  
4 (10/21/1973 vs. Houston Oilers)

Most First Downs, Both Teams – Game  
58 (11/25/1979 at Pittsburgh Steelers)

|   |  |
|---|--|
| 58  | (11/4/2007 vs. Seattle Seahawks)                               |
| Most First Downs Rushing – Season                   |  |
| 135   | (1963)   |
| Most First Downs Rushing – Game                     |  |
| 21  | (12/13/1959 at Philadelphia Eagles)                            |
| Fewest First Downs Rushing – Season                 |  |
| 53  | (2000)   |
| 64  | (1982, 1999)   |
| Fewest First Downs Rushing – Game                   |  |
| 0   | three times, most recently: (12/7/2006 at Pittsburgh Steelers) |
| Most First Downs Rushing by Opponents – Season      |  |
| 161   | (1999)   |
| Most First Downs Rushing by Opponents – Game        |  |
| 20  | (10/10/1964 vs. Pittsburgh Steelers)                           |
| Fewest First Downs Rushing by Opponents – Season    |  |
| 56  | (1954)   |
| Fewest First Downs Rushing by Opponents – Game      |  |
| 0   | two times, most recently: (9/22/1974 vs. Houston Oilers)       |
| Most First Downs Passing – Season                   |  |
| 207   | (1980)   |
| Most First Downs Passing – Game                     |  |
| 22  | (9/7/1981 vs. San Diego Chargers)                              |
| Fewest First Downs Passing – Season                 |  |
| 63  | (1956)   |
| Fewest First Downs Passing – Game                   |  |
| 0   | two times, most recently: (12/3/2000 at Jacksonville Jaguars)  |
| Most First Downs Passing by Opponents – Season      |  |
| 211   | (2007)   |
| Most First Downs Passing by Opponents – Game        |  |
| 26  | (12/12/1988 at Miami Dolphins)                                 |
| Fewest First Downs Passing by Opponents – Season    |  |
| 62  | (1956)   |
| Fewest First Downs Passing by Opponents – Game      |  |
| 0   | (11/24/1974 vs. Buffalo Bills)                                 |
| Most First Downs by Penalty – Season                |  |
| 37  | (1981)   |
| Most First Downs by Penalty – Game                  |  |
| 7   | 4 times; most recently: (11/5/2006 at San Diego Chargers)      |
| Fewest First Downs by Penalty – Season              |  |
| 4   | (1952)   |
| Most First Downs by Penalty by Opponents – Season   |  |
| 38  | (1978, 1980, 2012, 2014)                                       |
| Most First Downs by Penalty by Opponents – Game     |  |
| 10  | (11/18/2012 at Dallas Cowboys)                                 |
| Fewest First Downs by Penalty by Opponents – Season |  |
| 10  | (1961)   |

### NET YARDS

|   |                                     |
|---|-------------------------------------|
| Most Net Yards Gained – Season              |                                     |
| 5,915                                       | (1981)                              |
| 5,772                                       | (1979)                              |
| 5,621                                       | (2007)                              |
| 5,588                                       | (1980)                              |
| Most Net Yards Gained – Game                |                                     |
| 562   | (10/25/1981 vs. Baltimore Colts)    |
| 558   | (11/10/1986 vs. Miami Dolphins)     |
| 554   | (9/16/2007 vs. Cincinnati Bengals)  |
| 543   | (9/15/1963 vs. Washington Redskins) |
| Fewest Net Yards Gained – Season            |                                     |
| 2,708                                       | (1982)                              |
| 3,310                                       | (1956)                              |
| 3,341                                       | (1973)                              |
| Fewest Net Yards Gained – Game              |                                     |
| 26  | (12/12/2004 at Buffalo Bills)       |
| 40  | (9/12/1999 vs. Pittsburgh Steelers) |
| 53  | (12/3/2000 at Jacksonville Jaguars) |
| 59  | (12/3/1950 vs. Philadelphia Eagles) |
| 60  | (10/24/1971 vs. Denver Broncos)     |
| Most Net Yards Gained by Opponents – Season |                                     |
| 6,229                                       | (2009)                              |
| 6,067                                       | (2015)                              |
| 6,046                                       | (1999)                              |
| 5,857                                       | (2014)                              |

|   |                                     |
|---|-------------------------------------|
| 5,821   | (2012)                              |
| Most Net Yards Gained by Opponents – Game     |                                     |
| 606   | (11/25/1979 at Pittsburgh Steelers) |
| 582   | (11/7/1965 vs. Philadelphia Eagles) |
| 564   | (11/6/2008 vs. Denver Broncos)      |
| 543   | (10/18/2009 at Pittsburgh Steelers) |
| 535   | (9/7/1981 vs. San Diego Chargers)   |
| Fewest Net Yards Gained by Opponents – Season |                                     |
| 2,658   | (1954)                              |
| 2,802   | (1957)                              |
| 2,841   | (1955)                              |
| Fewest Net Yards Gained by Opponents – Game   |                                     |
| 53  | (9/10/1989 at Pittsburgh Steelers)  |
| 64  | (11/7/1954 vs. Washington Redskins) |
| 68  | (11/28/1954 at New York Giants)     |

### PLAYS

|  |   |
|--|---|
| Most Offensive Plays – Season                |   |
| 1,138  | (1981)  |
| 1,092  | (1979)  |
| 1,078  | (2013)  |
| Most Offensive Plays – Game                  |   |
| 92   | (10/6/1956 at Pittsburgh Steelers)                              |
| 87   | (10/30/1977 vs. Kansas City Chiefs)                             |
| 87   | (10/2/2011 vs. Tennessee Titans)                                |
| 85   | (11/30/1986 vs. Houston Oilers)                                 |
| 85   | (10/4/1987 at New England Patriots)                             |
| Fewest Offensive Plays – Season              |   |
| 616  | (1982)  |
| 647  | (1960)  |
| 681  | (1958)  |
| Fewest Offensive Plays – Game                |   |
| 28   | (9/12/1999 vs. Pittsburgh Steelers)                             |
| 35   | (12/14/2014 vs. Cincinnati Bengals)                             |
| 37   | (10/27/1963 vs. New York Giants)                                |
| 39   | (11/11/1962 at Washington Redskins)                             |
| 39   | (11/9/1969 at Minnesota Vikings)                                |
| Most Offensive Plays by Opponents – Season   |   |
| 1,158  | (1999)  |
| 1,122  | (2000)  |
| 1,107  | (2013)  |
| Most Offensive Plays by Opponents – Game     |   |
| 91   | (11/14/2010 vs. New York Jets)                                  |
| 90   | three times, most recently: (9/12/1999 vs. Pittsburgh Steelers) |
| Fewest Offensive Plays by Opponents – Season |   |
| 594  | (1982)  |
| 638  | (1957)  |
| 672  | (1954)  |
| Fewest Offensive Plays by Opponents – Game   |   |
| 38   | (10/18/1987 at Cincinnati Bengals)                              |
| 40   | (10/25/1953 at New York Giants)                                 |
| 40   | (9/20/1981 at Cincinnati Bengals)                               |

### RUSHING

|   |                                      |
|---|--------------------------------------|
| Most Yards Gained Rushing – Season              |                                      |
| 2,639   | (1963)                               |
| 2,546   | (1958)                               |
| 2,488   | (1978)                               |
| Most Yards Gained Rushing – Game                |                                      |
| 352   | (10/12/1958 vs. Chicago Cardinals)   |
| 351   | (12/20/2009 at Kansas City Chiefs)   |
| 338   | (10/29/1950 vs. Pittsburgh Steelers) |
| 330   | (11/24/1957 vs. Los Angeles Rams)    |
| Fewest Yards Gained Rushing – Season            |                                      |
| 883   | (1982)                               |
| 1,085   | (2000)                               |
| 1,150   | (1999)                               |
| 1,220   | (1990)                               |
| Fewest Yards Gained Rushing – Game              |                                      |
| 6   | (11/6/1960 vs. New York Giants)      |
| 9   | (9/12/1999 vs. Pittsburgh Steelers)  |
| 11  | (9/17/1967 vs. Dallas Cowboys)       |
| Most Yards Gained Rushing by Opponents – Season |                                      |
| 2,736   | (1999)                               |
| 2,604   | (1979)                               |
| 2,505   | (2000)                               |
| 2,431   | (2008)                               |

|   |
|---|
| 2,415 (1974)                                      |
| Most Yards Gained Rushing by Opponents – Game     |
| 361 (10/7/1979 vs. Pittsburgh Steelers)           |
| 354 (10/10/1964 vs. Pittsburgh Steelers)          |
| 343 (9/14/2003 at Baltimore Ravens)               |
| 305 (11/11/1956 vs. Baltimore Colts)              |
| Fewest Yards Gained Rushing by Opponents – Season |
| 1,050 (1954)                                      |
| 1,189 (1955)                                      |
| 1,292 (1982)                                      |
| Fewest Yards Gained Rushing by Opponents – Game   |
| 4 (11/28/1954 at New York Giants)                 |
| 20 (10/22/1967 vs. Chicago Bears)                 |
| 20 (9/8/2013 vs. Miami Dolphins)                  |
| Most Rushing Attempts – Season                    |
| 559 (1978)  |
| 536 (1955)  |
| 535 (1985)  |
| Most Rushing Attempts – Game                      |
| 60 (10/2/1955 at San Francisco 49ers)             |
| 59 (12/4/1955 at Pittsburgh Steelers)             |
| 59 (12/13/1959 at Philadelphia Eagles)            |
| Fewest Rushing Attempts – Season                  |
| 256 (1982)  |
| 313 (1999)  |
| 336 (2000)  |
| 348 (2013)  |
| Fewest Rushing Attempts – Game                    |
| 9 (9/12/1999 vs. Pittsburgh Steelers)             |
| 10 (11/9/1969 at Minnesota Vikings)               |
| 11 (10/14/1956 vs. New York Giants)               |
| 11 (11/10/1991 vs. Philadelphia Eagles)           |
| 11 (12/7/2006 at Pittsburgh Steelers)             |
| Most Rushing Attempts by Opponents – Season       |
| 610 (1999)  |
| 594 (2000)  |
| 577 (1979)  |
| 563 (1978)  |
| Most Rushing Attempts by Opponents – Game         |
| 64 (10/10/1964 vs. Pittsburgh Steelers)           |
| 59 (12/16/1956 vs. Chicago Cardinals)             |
| 57 (11/23/1952 vs. Philadelphia Eagles)           |
| 57 (10/24/1971 vs. Denver Broncos)                |
| 57 (9/12/1999 vs. Pittsburgh Steelers)            |
| Highest Average Gain Rushing – Season             |
| 5.74 (1963)                                       |
| 5.36 (1958)                                       |
| 5.22 (1966)                                       |
| Lowest Average Gain Rushing – Season              |
| 3.24 (2001)                                       |
| 3.38 (1971)                                       |
| 3.42 (1970)                                       |
| 3.45 (1982)                                       |

## PASSING

|  |
|--|
| Most Gross Yards Gained Passing – Season         |
| 4,372 (2013)                                     |
| 4,339 (1981)                                     |
| 4,156 (2015)                                     |
| Most Gross Yards Gained Passing – Game           |
| 457 (10/11/2015 at Baltimore Ravens)             |
| 444 (10/25/1981 vs. Baltimore Colts)             |
| 414 (11/23/1986 vs. Pittsburgh Steelers)         |
| 413 (11/28/2004 at Cincinnati Bengals)           |
| Highest Gross Average Yards Per Attempt – Season |
| 10.17 (1953)                                     |
| 9.61 (1957)                                      |
| 9.51 (1955)                                      |
| Fewest Gross Yards Gained Passing – Season       |
| 1,358 (1956)                                     |
| 1,741 (1973)                                     |
| 1,758 (1958)                                     |
| Fewest Gross Yards Gained Passing – Game         |
| 15 (12/19/1954 vs. Detroit Lions)                |
| 23 (10/11/2009 at Buffalo Bills)                 |
| 26 (10/25/1953 at New York Giants)               |

|   |
|---|
| 26 (11/2/1958 vs. New York Giants)                      |
| 33 (12/3/2000 at Jacksonville Jaguars)                  |
| Most Gross Yards Gained Passing by Opponents – Season   |
| 4,169 (2015)  |
| 4,156 (2012)  |
| 4,149 (2009)  |
| 4,013 (1995)  |
| 3,867 (2007)  |
| Most Gross Yards Gained Passing by Opponents – Game     |
| 456 (12/14/1980 at Minnesota Vikings)                   |
| 441 (11/6/2008 vs. Denver Broncos)                      |
| 422 (11/22/2009 at Detroit Lions)                       |
| 418 (11/26/1967 vs. Washington Redskins)                |
| 418 (12/8/2013 at New England Patriots)                 |
| Fewest Gross Yards Gained Passing by Opponents – Season |
| 1,215 (1956)  |
| 1,511 (1957)  |
| 1,581 (1950)  |
| Fewest Gross Yards Gained Passing by Opponents – Game   |
| 9 (11/24/1974 vs. Buffalo Bills)                        |
| 17 (10/22/1950 at New York Giants)                      |
| 21 (11/11/1956 vs. Baltimore Colts)                     |
| Most Passes Attempted – Season                          |
| 681 (2013)  |
| 624 (1981)  |
| 609 (2015)  |
| 573 (1990)  |
| 570 (2011)  |
| Most Passes Attempted – Game                            |
| 61 (10/2/2011 vs. Tennessee Titans)                     |
| 57 (9/7/1981 vs. San Diego Chargers)                    |
| 56 (11/17/2013 at Cincinnati Bengals)                   |
| 55 (9/22/2013 at Minnesota Vikings)                     |
| 54 (11/5/1995 vs. Houston Oilers)                       |
| Fewest Passes Attempted – Season                        |
| 195 (1957)  |
| 202 (1956)  |
| 206 (1958)  |
| Fewest Passes Attempted – Game                          |
| 0 (12/3/1950 vs. Philadelphia Eagles)                   |
| 4 (11/4/1956 at Green Bay Packers)                      |
| 5 (10/25/1953 at New York Giants)                       |
| 6 (12/19/1954 vs. Detroit Lions)                        |
| Most Passes Attempted by Opponents – Season             |
| 605 (2013)  |
| 600 (2012)  |
| 587 (1994)  |
| 587 (2014)  |
| 578 (2007)  |
| Most Passes Attempted by Opponents – Game               |
| 59 (9/20/1992 at Los Angeles Raiders)                   |
| 58 (9/18/1994 vs. Arizona Cardinals)                    |
| 56 (10/24/2010 at New Orleans Saints)                   |
| 56 (9/9/2012 vs. Philadelphia Eagles)                   |
| 56 (10/26/2014 vs. Oakland Raiders)                     |
| Fewest Passes Attempted by Opponents – Season           |
| 226 (1956)  |
| 242 (1957)  |
| 266 (1982)  |
| Fewest Passes Attempted by Opponents – Game             |
| 6 (12/19/2004 vs. San Diego Chargers)                   |
| 7 (11/24/1974 vs. Buffalo Bills)                        |
| 8 (12/16/1956 vs. Chicago Cardinals)                    |
| Most Passes Completed – Season                          |
| 379 (2013)  |
| 371 (2015)  |
| 348 (1981)  |
| 338 (2002)  |
| 337 (1980)  |
| Most Passes Completed – Game                            |
| 40 (10/2/2011 vs. Tennessee Titans)                     |
| 36 (10/11/2015 at Baltimore Ravens)                     |
| 36 (9/22/2002 at Tennessee Titans)                      |
| 33 (11/15/2015 at Pittsburgh Steelers)                  |
| 33 (12/5/1982 vs. San Diego Chargers)                   |

## Fewest Passes Completed – Season

105 (1956)  
108 (1957)  
110 (1958)

## Fewest Passes Completed – Game

1 (12/19/1954 vs. Detroit Lions)  
2 (10/25/1953 at New York Giants)  
2 (11/4/1956 at Green Bay Packers)  
2 (10/11/2009 at Buffalo Bills)

## Most Passes Completed by Opponents – Season

378 (2012)  
363 (2013)  
360 (1995)  
340 (2007)  
335 (2014)

## Most Passes Completed by Opponents – Game

38 (12/14/1980 at Minnesota Vikings)  
35 (11/18/2012 at Dallas Cowboys)  
34 (9/30/2007 vs. Baltimore Ravens)  
34 (10/26/2014 vs. Oakland Raiders)

## Fewest Passes Completed by Opponents – Season

105 (1957)  
107 (1956)  
121 (1950)

## Fewest Passes Completed by Opponents – Game

1 (11/24/1974 vs. Buffalo Bills)  
2 (10/22/1950 at New York Giants)  
2 (12/16/1956 vs. Chicago Cardinals)  
2 (10/15/1972 vs. Chicago Bears)

## Highest Completion Percentage – Season

63.04 (1953)  
63.01 (2015)  
62.23 (2006)  
62.03 (1991)  
61.90 (2010)

## Highest Completion Percentage – Game

91.30 (12/26/1993 at Los Angeles Rams)  
85.71 (12/13/1959 at Philadelphia Eagles)  
84.21 (12/12/1964 at New York Giants)

## Lowest Completion Percentage – Season

46.88 (1972)  
48.05 (1967)  
48.47 (1970)

## Lowest Completion Percentage – Game

11.76 (10/11/2009 at Buffalo Bills)  
16.67 (12/19/1954 vs. Detroit Lions)  
19.05 (10/3/1970 vs. Pittsburgh Steelers)  
25.00 (10/27/1963 vs. New York Giants)  
25.00 (9/29/1968 vs. Los Angeles Rams)

## TIME OF POSSESSION

## Highest Time of Possession – Game

42:56 (10/23/2011 vs. Seattle Seahawks)  
42:50 (11/22/1987 at Houston Oilers)  
42:12 (10/18/1987 at Cincinnati Bengals)  
41:59 (9/20/1981 at Cincinnati Bengals)  
40:50 (9/10/1989 at Pittsburgh Steelers)

## Highest Time of Possession by Opponents – Game

47:49 (9/12/1999 vs. Pittsburgh Steelers)  
47:08 (11/14/2010 vs. New York Jets) (OT)  
44:35 (12/14/2003 at Denver Broncos) (OT)  
42:20 (9/15/1980 vs. Houston Oilers)  
42:10 (11/3/2002 vs. Pittsburgh Steelers)

## Highest Average Time of Possession – Season

31:44 (1987)  
30:59 (1981)  
30:53 (1984)  
30:51 (1983)  
30:50 (1988)

## INTERCEPTIONS

## Most Interceptions – Season

33 (2001)  
32 (1968)  
31 (1950, 1960)

## Most Interceptions – Game

7 (12/11/1960 vs. Chicago Bears)

7 (9/23/2001 vs. Detroit Lions)

6 four times, most recently: (9/20/1987 vs. Pittsburgh Steelers)

## Fewest Interceptions – Season

8 (1999)  
9 (2011)  
10 (1975, 2009)

## Most Interceptions by Opponents – Season

31 (1977)  
28 (1983)  
27 (1971, 1979, 1981)

## Most Interceptions by Opponents – Game

6 four times, most recently: (10/16/1983 at Pittsburgh Steelers)

## Fewest Interceptions by Opponents – Season

5 (1960)  
9 (1953, 1959)

## Most Interception Return Yards – Season

624 (1960)  
444 (1964)  
430 (1977)

## Most Interception Return Yards – Game

213 (12/11/1960 vs. Chicago Bears)  
132 (11/20/1983 at New England Patriots)  
128 (10/2/1988 at Pittsburgh Steelers)

## Fewest Interception Return Yards – Season

52 (1999)  
68 (2000)  
93 (2011)  
102 (1982)  
107 (1975)

## Most Interception Return Yards by Opponents – Season

518 (1984)  
508 (1983)  
453 (1971)

## Most Interception Return Yards by Opponents – Game

147 (10/17/1954 at Pittsburgh Steelers)  
142 (10/16/1983 at Pittsburgh Steelers)  
140 (10/18/1970 vs. Detroit Lions)

## Fewest Interception Return Yards by Opponents – Season

58 (1960)  
68 (1966)  
94 (1953)

## Fewest Interceptions by Opponents – Season

5 (1960)  
9 (1953, 1959)

## Most Touchdowns by Interceptions – Season

6 (1960)  
4 (1954, 1989, 2001)

## Most Touchdowns by Interceptions – Game

3 (12/11/1960 vs. Chicago Bears)

## Most Touchdowns by Interceptions by Opponents – Season

4 (1970, 2003)  
3 (1990, 2010)

## Most Touchdowns by Interceptions by Opponents – Game

2 (10/17/1954 at Pittsburgh Steelers)  
2 (10/18/1970 vs. Detroit Lions)

## PUNTING

## Most Punts – Season

108 (2000)  
106 (1999)  
99 (2001)  
97 (1989)  
94 (2009)

## Most Punts – Game

12 three times, most recently: (12/3/2000 at Jacksonville Jaguars)

## Fewest Punts – Season

45 (1962)  
48 (1982)  
49 (1964)

## Fewest Punts – Game

0 three times, most recently: (10/13/2008 vs. New York Giants)

## Most Punts by Opponents – Season

97 (1994)  
94 (1989)  
91 (1985)

Most Punts by Opponents – Game  
 11 five times; most recently: (12/17/1989 vs. Minnesota Vikings)

Fewest Punts by Opponents – Season  
 40 (1982)  
 46 (1960)  
 50 (1959)

Fewest Punts by Opponents – Game  
 0 four times; most recently: (9/30/2007 vs. Baltimore Ravens)

Most Punts, Both Teams – Season  
 191 (1989)  
 179 (2014)  
 178 (2012)  
 177 (1994)  
 176 (2000)

Most Punts, Both Teams – Game  
 23 (11/19/1989 vs. Kansas City Chiefs)  
 21 (11/18/1973 at Oakland Raiders)  
 21 (12/17/1989 vs. Minnesota Vikings)

Fewest Punts, Both Teams – Season  
 88 (1982)  
 100 (1959)  
 101 (1960, 1962)

Fewest Punts, Both Teams – Game  
 1 two times; most recently: (12/3/1961 at Dallas Cowboys)

Highest Gross Punting Average – Season  
 46.71 (2015)  
 45.70 (1965)  
 45.69 (1952)

Highest Gross Punting Average – Game  
 60.50 (9/13/2015 at New York Jets)  
 58.00 (12/3/1978 at Seattle Seahawks)  
 56.50 (11/13/1960 vs. St. Louis Cardinals)

Highest Gross Punting Average by Opponents – Season  
 46.00 (2012)  
 45.04 (1960)  
 44.50 (1992)

Highest Gross Punting Average by Opponents – Game  
 61.00 (9/13/1993 vs. San Francisco 49ers)  
 59.00 (11/27/1960 at St. Louis Cardinals)  
 57.50 (11/20/1960 at Pittsburgh Steelers)

## PUNT RETURNS

Most Punt Returns – Season  
 61 (1954)  
 55 (1952)  
 52 (1974)

Most Punt Returns – Game  
 8 three times; most recently: (11/18/1956 at Philadelphia Eagles)

Fewest Punt Returns – Season  
 20 (1962, 1964)  
 21 (1960)  
 22 (2010)

Most Punt Returns by Opponents – Season  
 69 (2000)  
 68 (1974, 1999)  
 52 (2001)

Most Punt Returns by Opponents – Game  
 12 (12/3/1950 vs. Philadelphia Eagles)  
 9 (11/13/1995 at Pittsburgh Steelers)

Fewest Punt Returns by Opponents – Season  
 15 (1962)  
 16 (1987)

Most Punt Return Yardage – Season  
 606 (2012)  
 563 (1993)  
 523 (1974)  
 496 (1989)

Most Punt Return Yardage – Game  
 179 (10/3/2013 vs. Buffalo Bills)  
 166 (10/24/1993 vs. Pittsburgh Steelers)  
 154 (9/20/2015 vs. Tennessee Titans)  
 144 (12/9/2012 vs. Kansas City Chiefs)  
 135 (12/30/2007 vs. San Francisco 49ers)

Fewest Punt Return Yardage – Season  
 96 (1968)

111 (1962)  
 134 (1982)

Most Punt Return Yardage by Opponents – Season  
 793 (2000)  
 762 (1999)  
 705 (1974)  
 647 (2001)

Most Punt Return Yardage by Opponents – Game  
 149 (9/22/1974 vs. Houston Oilers)  
 133 (12/9/2001 at New England Patriots)  
 131 (11/13/1995 at Pittsburgh Steelers)  
 126 (11/26/2000 at Baltimore Ravens)  
 126 (11/25/2001 vs. Cincinnati Bengals)

Fewest Punt Return Yardage by Opponents – Season  
 39 (1959)  
 70 (1967)  
 72 (1969)

Highest Punt Return Average – Season  
 15.15 (1964)  
 15.13 (1950)  
 14.80 (2012)  
 13.50 (2007)  
 13.24 (1993)

Lowest Punt Return Average – Season  
 4.00 (1968)  
 4.07 (1953)  
 4.81 (1957)

Highest Punt Return Average Allowed – Season  
 18.00 (1977)  
 12.44 (2001)  
 11.70 (2011)  
 11.49 (1976, 2000)

Lowest Punt Return Average Allowed – Season  
 1.22 (1959)  
 2.41 (1967)  
 2.50 (1958)

Most Punt Return Touchdowns – Season  
 3 (1993)  
 2 (1965, 1994, 2002)

Most Punt Return Touchdowns – Game  
 2 (10/24/1993 vs. Pittsburgh Steelers)

Most Punt Return Touchdowns by Opponents – Season  
 3 (1977)  
 2 (1976)

Most Punt Return Touchdowns by Opponents – Game  
 2 (9/26/1976 at Denver Broncos)

## KICKOFF RETURNS

Most Kickoff Returns – Season  
 89 (1999)  
 85 (2000)  
 75 (1979, 2004)

Most Kickoff Returns – Game  
 10 (11/28/2004 at Cincinnati Bengals)  
 9 four times; most recently: (12/3/2000 at Jacksonville Jaguars)

Fewest Kickoff Returns – Season  
 27 (1951)  
 29 (1959)  
 30 (1953)

Most Kickoff Returns by Opponents – Season  
 78 (1986)  
 76 (2007)  
 75 (1964)  
 72 (1978, 1987)

Most Kickoff Returns by Opponents – Game  
 10 (9/16/2007 vs. Cincinnati Bengals)  
 9 (11/16/2003 vs. Arizona Cardinals)  
 9 (11/28/2004 at Cincinnati Bengals)

Fewest Kickoff Returns by Opponents – Season  
 23 (1982)  
 27 (2013)  
 31 (2014)

Most Kickoff Return Yardage – Season  
 1,943 (2007)  
 1,725 (1999)  
 1,710 (2000)

1,697 (1978)  
1,670 (2009)

## Most Kickoff Return Yardage – Game

278 (12/20/2009 at Kansas City Chiefs)  
256 (11/7/1965 vs. Philadelphia Eagles)  
245 (11/18/2007 at Baltimore Ravens)  
237 (11/2/2008 vs. Baltimore Ravens)  
225 (9/20/1964 vs. St. Louis Cardinals)

## Fewest Kickoff Return Yardage – Season

496 (1951)  
551 (1959)  
579 (1953)

## Most Kickoff Return Yardage by Opponents – Season

1,590 (2007)  
1,517 (1964)  
1,501 (1966)  
1,476 (1986)

## Most Kickoff Return Yardage by Opponents – Game

243 (9/16/2007 vs. Cincinnati Bengals)  
236 (12/15/1963 at Washington Redskins)  
236 (12/4/1966 vs. New York Giants)  
229 (11/16/2003 vs. Arizona Cardinals)  
226 (11/17/1968 at Pittsburgh Steelers)

## Fewest Kickoff Return Yardage by Opponents – Season

424 (1982)  
612 (2013)  
695 (2014)  
734 (1959)

## Highest Kickoff Return Average – Season

27.00 (2007)  
25.39 (2015)  
25.38 (1967)

## Lowest Kickoff Return Average – Season

16.15 (1991)  
17.00 (2010)  
17.51 (1952)

## Highest Kickoff Return Average Allowed – Season

26.63 (1975)  
26.16 (1961)  
25.69 (1981)

## Lowest Kickoff Return Average Allowed – Season

14.34 (1980)  
16.78 (1988)  
17.33 (1985)

## Most Kickoff Return Touchdowns – Season

3 (2009)

## Most Kickoff Return Touchdowns – Game

2 (12/20/2009 at Kansas City Chiefs)

## Most Kickoff Return Touchdowns by Opponents – Season

2 (1966, 1967)

## Most Kickoff Return TDs by Opponents – Game

2 (11/12/1967 at Green Bay Packers)

**PENALTIES**

## Most Penalties – Season

128 (1989)  
127 (1978)

## Most Penalties – Game

21 (11/25/1951 vs. Chicago Bears)  
18 (10/7/1951 at Los Angeles Rams)

## Most Penalty Yards – Season

1,165 (1978)  
1,083 (2015)

## Most Penalty Yards – Game

209 (11/25/1951 vs. Chicago Bears)  
188 (11/15/2015 at Pittsburgh Steelers)  
188 (10/29/1995 at Cincinnati Bengals)

## Fewest Penalties – Season

36 (1959)  
47 (1961)

## Fewest Penalties – Game

0 two times, most recently: (11/18/1962 vs. St. Louis Cardinals)

## Fewest Penalty Yards – Season

329 (1959)  
455 (1961)

## Most Penalties by Opponents – Season

141 (2003)  
131 (1978)  
129 (1994)

## Most Penalties by Opponents – Game

19 (10/12/2003 vs. Oakland Raiders)  
17 (12/4/1988 vs. Dallas Cowboys)  
16 (11/25/1951 vs. Chicago Bears)  
16 (11/8/1987 vs. Atlanta Falcons)

## Most Penalty Yards by Opponents – Season

1,139 (1994)  
1,110 (1978)

## Most Penalty Yards by Opponents – Game

165 (11/25/1951 vs. Chicago Bears)  
161 (9/21/1970 vs. New York Jets)

## Fewest Penalties by Opponents – Season

32 (1959)  
37 (1958)

## Fewest Penalties by Opponents – Game

0 three times; most recently: (12/26/1999 vs. Indianapolis Colts)

## Fewest Penalty Yards by Opponents – Season

285 (1959)  
335 (1953)

## Most Penalties, Both Teams – Game

37 (11/25/1951 vs. Chicago Bears)  
27 (9/11/1983 at Detroit Lions)  
27 (9/17/1978 at Atlanta Falcons)

## Most Penalty Yards, Both Teams – Game

374 (11/25/1951 vs. Chicago Bears)  
270 (10/29/1995 at Cincinnati Bengals)

**FUMBLES**

## Most Fumbles – Season

50 (1978)  
46 (1976)

## Most Fumbles – Game

9 two times; most recently: (12/23/1990 at Pittsburgh Steelers)

## Fewest Fumbles – Season

8 (1959)  
14 (1958)

## Most Fumbles by Opponents – Season

39 (1972, 1979)

## Most Fumbles by Opponents – Game

8 four times; most recently: (11/25/2012 vs. Pittsburgh Steelers)

## Fewest Fumbles by Opponents – Season

11 (1956)  
13 (1963, 2006, 2013)

## Most Fumbles, Both Teams – Game

13 two times; most recently: (12/20/1981 at Seattle Seahawks)

## Most Fumbles Lost – Season

29 (1951, 1978)  
26 (1981)  
24 (1950)  
23 (1985, 1990)

## Most Fumbles Lost – Game

8 (12/23/1990 at Pittsburgh Steelers)  
7 (12/20/1981 at Seattle Seahawks)

## Fewest Fumbles Lost – Season

5 (1959)  
6 (2008, 2011)  
7 (1964, 2014)  
8 (1982, 1991, 2012)

## Most Opponents Fumbles Recovered – Season

29 (1951)  
24 (1950)

## Most Opponents Fumbles Recovered – Game

8 (12/23/1990 at Pittsburgh Steelers)  
7 (12/20/1981 at Seattle Seahawks)  
6 (11/12/1950 vs. San Francisco 49ers)

## Fewest Opponents Fumbles Recovered – Season

7 (2003, 2013)  
8 (1956, 2014)  
9 nine times; most recently: (2010)

**SACKS****Most Times Browns Sacked Opponent Quarterback – Season**

- 48 (1992, 1993)
- 45 (1989)
- 44 (1967, 1985)

**Most Times Browns Sacked Opponent Quarterback – Game**

- 11 (11/18/1984 at Atlanta Falcons)
- 9 (10/16/1988 vs. Philadelphia Eagles)
- 9 (12/5/1993 vs. New Orleans Saints)
- 9 (12/13/2015 vs. San Francisco 49ers)

**Fewest Times Browns Sacked Opponent Quarterback – Season**

- 17 (2008)
- 22 (1982)
- 23 (2005)
- 25 (1971, 1999)

**Most Times Browns Quarterbacks Sacked – Season**

- 60 (1999)
- 55 (1984)
- 54 (2006)
- 53 (2015)
- 51 (2001)

**Most Times Browns Quarterbacks Sacked – Game**

- 11 (9/30/1984 at Kansas City Chiefs)
- 11 (9/6/1992 at Indianapolis Colts)
- 8 (11/19/1967 vs. Minnesota Vikings)
- 8 (12/16/2001 vs. Jacksonville Jaguars)
- 8 (12/24/2005 vs. Pittsburgh Steelers)

**Fewest Times Browns Quarterbacks Sacked – Season**

- 14 (1994)
- 16 (1970)
- 19 (1976, 2007)

**Most Yards Opponents Lost Attempting to Pass – Season**

- 430 (1951)
- 359 (1989)
- 354 (1967)

**Most Yards Opponents Lost Attempting to Pass – Game**

- 95 (11/18/1984 at Atlanta Falcons)
- 91 (10/28/1962 at Pittsburgh Steelers)
- 88 (12/16/1951 at Philadelphia Eagles)

**Most Yards Browns Lost Attempting to Pass – Season**

- 402 (1974)
- 385 (1999)
- 374 (2015)

**ROOKIE RECORDS****SCORING****Most Points – Season**

- 72 Trent Richardson (2012); 12 TD
- 66 Jerry Kauric (1990); 14 FG, 24 PAT

**Most Points – Game**

- 24 Jim Brown (11/24/1957 vs. Los Angeles Rams); 4 TD

**Most Total Touchdowns – Season**

- 12 Trent Richardson (2012); 11 Rush, 1 Rec
- 10 Eric Metcalfe (1989); 6 Rush, 4 Rec
- 10 Jim Brown (1957); 9 Rush, 1 Rec  
(Kevin Mack scored 10 TDs as a first-year player in 1985)

**Most Total Touchdowns – Game**

- 4 Jim Brown (11/24/1957 vs. Los Angeles Rams); 4 Rush

**Most Return Touchdowns – Season**

- 2 Bobby Franklin (1960)
- 2 Bobby Mitchell (1958)

**Most Return Touchdowns – Game**

- 2 Bobby Franklin (12/11/1960 vs. Chicago Bears)
- 2 Bobby Mitchell (11/23/1958 vs. Philadelphia Eagles)

**Most Points After Touchdowns – Season**

- 29 Jeff Jaeger (1987)

**Most Points After Touchdowns – Game**

- 5 Jeff Jaeger (11/8/1987 vs. Atlanta Falcons)

**Most Field Goals – Season**

- 14 Jerry Kauric (1990)

**Most Field Goals – Game**

- 3 Jeff Jaeger (10/26/1987 vs. Los Angeles Rams)

**Highest Field Goal Pct (minimum 14 attempts)**

- 70.00 Jerry Kauric (1990); 20-14

**Most Yards Browns Lost Attempting to Pass – Game**

- 81 (10/30/1960 at Washington Redskins)
- 78 (9/30/1984 at Kansas City Chiefs)

**Most Times Sacked, Both Teams – Game**

- 13 (9/30/1984 at Kansas City Chiefs)
- 12 (10/22/1967 vs. Chicago Bears)
- 12 (11/18/1984 at Atlanta Falcons)
- 12 (9/6/1992 at Indianapolis Colts)

**SHUTOUTS****Most Shutouts – Season**

- 3 (1951)

**Most Shutouts Against – Season**

- 4 (2000)

**Most Consecutive Shutout Quarters**

- 8 (1951, 1983)

**TURNOVERS****Most Turnovers Committed (Giveaways) – Season**

- 53 (1977, 1981)

**Most Turnovers Committed (Giveaways) – Game**

- 10 (12/20/1981 at Seattle Seahawks)
- 9 (12/23/1990 at Pittsburgh Steelers)

**Most Turnovers, Opponents (Takeaways) – Season**

- 55 (1950)
- 51 (1951)
- 49 (1966)
- 46 (1968)
- 45 (1960, 1978)

**Most Turnovers, Opponents (Takeaways) – Game**

- 9 two times; most recently: (10/5/1958 at Pittsburgh Steelers)

**Fewest Turnovers Committed (Giveaways) – Season**

- 14 (1959)
- 17 (1960)
- 18 (1991)
- 19 (2011)

**Fewest Turnovers, Opponents (Takeaways) – Season**

- 18 (2011)
- 19 (2009)
- 21 (1973, 2013)
- 22 (1990, 1993)

**Most Turnovers, Both Teams – Game**

- 14 two times; most recently: (12/20/1981 at Seattle Seahawks)

**Most Safeties – Season**

- 1 four times; most recently: James Jones (1991)

**RUSHING****Most Rushing Attempts – Season**

- 267 Trent Richardson (2012)
- 243 William Green (2002)
- 202 Jim Brown (1957)

(Kevin Mack had 222 rushing attempts as a first-year player in 1985)

**Most Rushing Attempts – Game**

- 31 Jim Brown (11/24/1957 vs. Los Angeles Rams)

**Most Rushing Yards – Season**

- 950 Trent Richardson (2012)
- 942 Jim Brown (1957)

(Kevin Mack rushed for 1,104 yards as a first-year player in 1985)

**Most Rushing Yards – Game**

- 237 Jim Brown (11/24/1957 vs. Los Angeles Rams)

**Most Rushing Touchdowns – Season**

- 11 Trent Richardson (2012)
- 9 Jim Brown (1957)

**Most Rushing Touchdowns – Game**

- 4 Jim Brown (11/24/1957 vs. Los Angeles Rams)

**Highest Rushing Average (minimum 150 attempts) – Season**

- 4.66 Jim Brown (1957); 202-942  
(Kevin Mack averaged 4.97 yards per rush attempt as a first-year player in 1985)

**Highest Rushing Average (minimum 11 attempts) – Game**

- 13.36 Bobby Mitchell (10/12/1958 vs. Chicago Cardinals); 11-147

## PASSING

- Most Pass Attempts – Season  
517 Brandon Weeden (2012)  
399 Tim Couch (1999)
- Most Pass Attempts – Game  
54 Eric Zeier (11/5/1995 vs. Houston Oilers)
- Most Pass Completions – Season  
297 Brandon Weeden (2012)  
223 Tim Couch (1999)
- Most Pass Completions – Game  
29 Tim Couch (11/21/1999 vs. Carolina Panthers)
- Highest Completion Pct – Season (minimum 150 attempts)  
60.81 Colt McCoy (2010); 135-222  
59.75 Charlie Frye (2005); 164-98
- Highest Completion Pct – Game (minimum 15 attempts)  
78.26 Tim Couch (10/17/1999 vs. Jacksonville Jaguars); 18-23
- Most Passing Yards – Season  
3,385 Brandon Weeden (2012)  
2,447 Tim Couch (1999)
- Most Passing Yards – Game  
364 Brandon Weeden (12/2/2012 at Oakland Raiders)
- Most Passing Touchdowns – Season  
15 Tim Couch (1999)  
14 Brandon Weeden (2012)
- Most Passing Touchdowns – Game  
3 Bernie Kosar (12/15/1985 vs. Houston Oilers)  
3 Tim Couch (10/31/1999 at New Orleans Saints)
- Highest Quarterback Rating – Season (minimum 150 attempts)  
74.5 Colt McCoy (2010)  
73.2 Tim Couch (1999)
- Highest Quarterback Rating – Game (minimum 15 attempts)  
136.7 Charlie Frye (12/4/2005 vs. Jacksonville Jaguars)  
132.6 Colt McCoy (12/19/2010 at Cincinnati Bengals)
- Most Passes Intercepted – Season  
17 Brandon Weeden (2012)  
13 Tim Couch (1999)
- Most Passes Intercepted – Game  
4 Terry Luck (12/18/1977 at Seattle Seahawks)  
4 Eric Zeier (12/9/1995 at Minnesota Vikings)  
4 Brandon Weeden (9/9/12 vs. Philadelphia Eagles)
- Fewest Passes Intercepted – Season (minimum 150 attempts)  
5 Charlie Frye (2005)  
7 Bernie Kosar (1985)
- Lowest Interception Percentage – Season (minimum 150 attempts)  
2.82 Bernie Kosar (1985); 248-124

## RECEIVING

- Most Receptions – Season  
66 Kevin Johnson (1999)
- Most Receptions – Game  
10 Darrin Chiaverini (12/19/1999 vs. Jacksonville Jaguars)
- Most Receiving Yards – Season  
986 Kevin Johnson (1999)
- Most Receiving Yards – Game  
171 Derrick Alexander (12/4/1994 vs. New York Giants)
- Highest Receiving Average – Season (minimum 20 receptions)  
18.35 Mohamed Massaquoi (2009); 34-624  
17.69 Paul Warfield (1964); 52-920
- Highest Receiving Average – Game (minimum 3 receptions)  
35.67 Braylon Edwards (9/18/2005 at Green Bay); 3-107  
31.00 Ozzie Newsome (11/5/1978 at Houston Oilers); 4-124
- Most Receiving Touchdowns – Season  
9 Paul Warfield (1964)
- Most Receiving Touchdowns – Game  
2 seven times, most recently: Josh Gordon  
(10/7/2012 at New York Giants)

## INTERCEPTIONS

- Most Passes Intercepted – Season  
10 Anthony Henry (2001)  
8 Bobby Franklin (1960)  
7 Larry Benz (1963)  
6 Ken Gorgal (1950)

- 6 Bert Rechichar (1952)  
6 Joe Haden (2010)
- Most Passes Intercepted – Game  
3 Bobby Franklin (12/11/1960 vs. Chicago Bears)  
3 Anthony Henry (9/23/2001 vs. Detroit Lions)  
3 Anthony Henry (11/18/2001 at Baltimore Ravens)

- Most Interception Return Yards – Season  
177 Anthony Henry (2001)  
131 Bobby Franklin (1960)
- Most Interception Return Yards – Game  
971 Anthony Henry (12/16/2001 vs. Jacksonville Jaguars)  
95 Bobby Franklin (12/11/1960 vs. Chicago Bears)
- Highest Average Gain on Interceptions – Season (minimum 3 interceptions)  
34.67 Brian Washington (1988); 3-104
- Highest Average Gain on Interceptions – Game (minimum 2 interceptions)  
48.50 Anthony Henry (12/16/2001 vs. Jacksonville Jaguars); 2-97  
31.67 Bobby Franklin (12/11/1960 vs. Chicago Bears); 3-95
- Most Touchdowns on Interceptions – Season  
2 Bobby Franklin (1960)
- Most Touchdowns on Interceptions – Game  
2 Bobby Franklin (12/11/1960 vs. Chicago Bears)

## PUNTING

- Most Punts – Season  
79 Johnny Evans (1978)  
68 Steve Cox (1981)
- Most Punts – Game  
10 Johnny Evans (11/5/1978 at Houston Oilers)
- Most Punt Yards – Season  
3,089 Johnny Evans (1978)
- Most Punt Yards – Game  
407 Johnny Evans (11/5/1978 at Houston Oilers)
- Best Gross Punting Average – Season (minimum 35 attempts)  
48.0 Gary Collins (1962); 45-1,926
- Best Gross Punting Average – Game  
58.00 Johnny Evans (12/3/1978 at Seattle Seahawks); 1-58
- Most Punts Inside 20 Yard Line – Season  
16 Johnny Evans (1978)

## PUNT RETURNS

- Most Punt Returns – Season  
37 Keith Wright (1978)
- Most Punt Returns – Game  
7 Chel Hanulak (11/7/1954 vs. Washington Redskins)
- Most Punt Return Yards – Season  
289 Dennis Northcutt (2000)  
288 Keith Wright (1978)
- Most Punt Return Yards – Game  
93 Travis Benjamin (12/9/2012 vs. Kansas City Chiefs)  
71 Ben Davis (11/5/1967 at Pittsburgh Steelers)
- Most Punt Return Touchdowns – Season  
1 five times, most recently: Travis Benjamin (2012)
- Most Punt Return Touchdowns – Game  
1 Don Phelps (12/10/1950 at Washington Redskins)  
1 Bobby Mitchell (11/23/1958 vs. Philadelphia Eagles)  
1 Leroy Kelly (10/25/1964 vs. New York Giants)  
1 Ben Davis (11/5/1967 at Pittsburgh Steelers)  
1 Travis Benjamin (12/9/2012 vs. Kansas City Chiefs)
- Highest Punt Return Average – Season (minimum 15 returns)  
12.72 Ben Davis (1967); 18-229  
11.25 Greg Pruitt (1973); 16-180
- Highest Punt Return Average – Game (minimum 3 returns)  
18.33 Ray Renfro (12/7/1952 at Chicago Cardinals); 3-55

## KICKOFF RETURNS

- Most Kickoff Returns – Season  
50 Andre' Davis (2002)  
45 Joshua Cribbs (2005)
- Most Kickoff Returns – Game  
6 five times, most recently: Joshua Cribbs  
(12/24/2005 vs. Pittsburgh Steelers)
- Most Kickoff Return Yards – Season  
1,094 Joshua Cribbs (2005)  
1,068 Andre' Davis (2002)



- Most Kickoff Return Yards – Game  
 168 Andre Davis (10/20/2002 vs. Houston Texans)  
 155 Joshua Cribbs (11/27/2005 at Minnesota Vikings)  
 152 Joshua Cribbs (10/23/2005 vs. Detroit Lions)  
 140 Jamel White (12/10/2000 vs. Philadelphia Eagles)  
 138 Lee Suggs (12/8/2003 vs. St. Louis Rams)

- Most Kickoff Return Touchdowns – Season  
 1 five times, most recently: Joshua Cribbs (2005)

- Most Kickoff Return Touchdowns – Game  
 1 Leroy Bolden (10/26/1958 at Chicago Cardinals)  
 1 Bobby Mitchell (11/23/1958 vs. Philadelphia Eagles)  
 1 Carl Ward (11/26/1967 vs. Washington Redskins)  
 1 Andre Davis (10/20/2002 vs. Houston Texans)  
 1 Joshua Cribbs (10/23/2005 vs. Detroit Lions)

- Highest Kickoff Return Average – Season (minimum 12 returns)  
 28.88 Bo Scott (1969); 25-722

- Highest Kickoff Return Average – Game (minimum 3 returns)  
 42.0 Ben Davis (12/10/1967 at St. Louis Cardinals); 3-126  
 42.0 Andre Davis (10/20/2002 vs. Houston Texans); 4-168

## COMBINED NET YARDS

- Combined Net Yards, Most Attempts – Season  
 272 Eric Metcalfe (1989); 187 R, 54 P, 31 PR

- Combined Net Yards, Most Attempts – Game  
 35 Jim Brown (11/24/1957 vs. Los Angeles Rams); 31 R, 3 P, 1 PR

- Combined Net Yards, Most Yards – Season  
 1,748 Eric Metcalfe (1989); 633 R, 397 P, 718 KR

- Combined Net Yards, Most Yards – Game  
 269 Jim Brown (11/24/1957 vs. Los Angeles Rams); 237 R, 21 P, 11 KR

- Combined Net Yards, High Average – Season (minimum 100 attempts)  
 10.90 Greg Pruitt (1973); 102-1,112

- Combined Net Yards, High Average – Game (minimum 10 attempts)  
 15.30 Keith Wright (12/10/1978 vs. New York Jets); 10-153

## SCRIMMAGE YARDS

- Scrimmage Yards, Most Attempts – Season  
 259 William Green (2002); 243 R, 16 P

- Scrimmage Yards, Most Attempts – Game  
 34 Jim Brown (11/24/1957 vs. Los Angeles Rams); 31 R, 3 P

- Scrimmage Yards, Most Yards – Season  
 1,030 Eric Metcalfe (1989); 633 R, 397 P  
 (Kevin Mack recorded 1,401 yards from scrimmage as a first-year player in 1985)

- Scrimmage Yards, Most Yards – Game  
 258 Jim Brown (11/24/1957 vs. Los Angeles Rams); 237 R, 21 P

- Scrimmage Yards, High Average – Season (minimum 100 attempts)  
 5.15 Boyce Green (1983); 129-664  
 (Kevin Mack averaged 5.58 yards from scrimmage per attempt as a first-year player in 1985)

- Scrimmage Yards, High Average – Game (minimum 10 attempts)  
 13.36 Bobby Mitchell (10/12/1958 vs. Chicago Cardinals); 11-147

## QUARTERBACK SACKS

- Most Sacks – Season  
 11 Kamerion Wimbley (2006)  
 8.5 Jabaa Sheard (2011)  
 8 Mack Mitchell (1975)\* Sacks not an official stat until 1982

- Most Sacks – Game  
 3 two times, most recently: Chip Banks  
 (9/12/1982 vs. Seattle Seahawks)

## OPPONENTS' SINGLE-GAME RECORDS

### SCORING

- Most Points  
 24 Ray Matthews (10/17/1954 at Pittsburgh Steelers)  
 24 Jim Taylor (10/15/1961 vs. Green Bay Packers)  
 24 Donny Anderson (11/12/1967 at Green Bay Packers)  
 24 Lorenzo White (12/9/1990 at Houston Oilers)  
 24 Priest Holmes (9/8/2002 vs. Kansas City Chiefs)

- Most Touchdowns  
 4 Ray Matthews (10/17/1954 at Pittsburgh Steelers)  
 4 Jim Taylor (10/15/1961 vs. Green Bay Packers)  
 4 Donny Anderson (11/12/1967 at Green Bay Packers)  
 4 Lorenzo White (12/9/1990 at Houston Oilers)  
 4 Priest Holmes (9/8/2002 vs. Kansas City Chiefs)

- Most Points After Touchdowns Attempted  
 8 Paul Held (10/17/1954 at Pittsburgh Steelers)  
 8 Paul Hornung (10/15/1961 vs. Green Bay Packers)  
 8 Teddy Garcia (12/9/1990 at Houston Oilers)

- Most Points After Touchdowns Made  
 7 Paul Held (10/17/1954 at Pittsburgh Steelers)  
 7 Paul Hornung (10/15/1961 vs. Green Bay Packers)  
 7 Don Chandler (11/12/1967 at Green Bay Packers)  
 7 Teddy Garcia (12/9/1990 at Houston Oilers)  
 7 Shayne Graham (11/28/2004 at Cincinnati Bengals)

- Most Field Goals Attempted  
 6 Roy Gerela (11/7/1971 at Pittsburgh Steelers)  
 6 Chesler Marcol (9/17/1972 vs. Green Bay Packers)  
 6 Fred Cox (11/4/1973 at Minnesota Vikings)  
 6 Skip Butler (10/12/1975 vs. Houston Oilers)

- Most Field Goals Made  
 5 Kris Brown (11/11/2001 vs. Pittsburgh Steelers)

- Longest Field Goal Made (Yards)  
 61 Sebastian Janikowski (12/27/2009 vs. Oakland Raiders)  
 60 Dan Carpenter (12/5/2010 at Miami Dolphins)  
 56 Jason Hanson (10/8/1995 at Detroit Lions)  
 56 Wade Richey (9/14/2003 at Baltimore Ravens)  
 54 Ken Willis (9/1/1991 vs. Dallas Cowboys)  
 54 Adam Vinatieri (12/9/2001 at New England Patriots)

### RUSHING

- Most Attempts  
 40 Ricky Williams (10/31/1999 at New Orleans Saints)  
 38 Clinton Portis (12/14/2003 at Denver Broncos)

- 38 Cedric Benson (12/21/2008 vs. Cincinnati Bengals)  
 36 Eddie George (11/19/2000 at Tennessee Titans)  
 34 Gary Brown (11/21/1993 vs. Houston Oilers)  
 34 Eddie George (12/17/2000 vs. Tennessee Titans)  
 34 Alfred Blue (11/16/2014 vs. Houston Texans)

- Most Yards Gained  
 295 Jamal Lewis (9/14/2003 at Baltimore Ravens)  
 223 Willie Parker (12/7/2006 at Pittsburgh Steelers)  
 205 Jamal Lewis (12/21/2003 vs. Baltimore Ravens)  
 204 Ray Rice (12/4/2011 vs. Baltimore Ravens)  
 202 Rudi Johnson (11/28/2004 at Cincinnati Bengals)

- Highest Average Gain (Yards)  
 11.6 Tim Brown (11/7/1965 vs. Philadelphia Eagles) (16-186)

- Longest Gains (Yards)  
 861 Essex Johnson (12/5/1971 vs. Cincinnati Bengals)  
 821 Jamal Lewis (9/14/2003 at Baltimore Ravens)  
 801 Jamaal Charles (12/9/2012 vs. Kansas City Chiefs)  
 791 George Rogers (10/18/1981 vs. New Orleans Saints)  
 751 Franco Harris (11/19/1972 vs. Pittsburgh Steelers)  
 751 Barry Sanders (10/8/1995 at Detroit Lions)  
 75 Jamal Lewis (10/6/2002 vs. Baltimore Ravens)

### PASSING

- Most Attempts  
 59 Todd Marinovich (9/20/1992 at Los Angeles Raiders)  
 56 Drew Brees (10/24/2010 at New Orleans Saints)  
 56 Doug Williams (9/28/1980 at Tampa Bay Buccaneers)  
 55 Michael Vick (9/9/2012 vs. Philadelphia Eagles)

- Most Completions  
 38 Tommy Kramer (12/14/1980 at Minnesota Vikings)  
 37 Drew Brees (10/24/2010 at New Orleans Saints)  
 35 Tony Romo (11/18/2012 at Dallas Cowboys)  
 34 Steve McNair (9/30/2007 vs. Baltimore Ravens)  
 34 Derek Carr (10/26/2014 vs. Oakland Raiders)

- Most Yards  
 456 Tommy Kramer (12/14/1980 at Minnesota Vikings)  
 447 Jay Cutler (11/6/2008 vs. Denver Broncos)  
 422 Matthew Stafford (11/22/2009 at Detroit Lions)  
 418 Sonny Jurgensen (11/26/1967 vs. Washington Redskins)  
 418 Tom Brady (12/8/2013 at New England)

- Highest Completion Percentage  
 88.2 Bart Starr (10/15/1961 vs. Green Bay Packers) (15-17)

## Longest Completions (Yards)

- 99† George Izo (9/15/1963 vs. Washington Redskins) (to Bobby Mitchell)
- 93† Jay Cutler (11/6/2008 vs. Denver Broncos) (to Eddie Royal)
- 92† Mitt Plum (11/15/1964 vs. Detroit Lions) (to Dan Lewis)

## Most Touchdown Passes

- 6 Charley Johnson (9/26/1965 vs. St. Louis Cardinals)
- 6 Carson Palmer (9/16/2007 vs. Cincinnati Bengals)

## Most Interceptions

- 7 Ty Detmer (9/23/2001 vs. Detroit Lions)
- 5 Zeke Bratkowski (12/11/1960 vs. Chicago Bears)
- 5 Mark Malone (9/20/1987 vs. Pittsburgh Steelers)

## Most Attempts, Without An Interception

- 49 Tommy Kramer (12/14/1980 at Minnesota Vikings)

## RECEIVING

## Most Receptions

- 14 Marvin Harrison (12/26/1999 vs. Indianapolis Colts) (138 yards)
- 14 Bobby Engram (11/4/2007 vs. Seattle Seahawks) (OT) (139 yards)
- 14 Brandon Myers (12/2/2012 at Oakland Raiders) (130 yards)
- 13 Terry Glenn (10/3/1999 vs. New England Patriots) (214 yards)
- 13 Antonio Brown (1/3/2016 vs. Pittsburgh Steelers) (187 yards)

## Most Yards

- 235 Buddy Dial (10/22/1961 at Pittsburgh Steelers)
- 222 Terrell Owens (10/3/2010 vs. Cincinnati Bengals)
- 214 Terry Glenn (10/3/1999 vs. New England Patriots)

## Average Gain (Yards)

- 48.0 John Gilliam (10/26/1969 vs. St. Louis Cardinals) (4 catches for 192 yards)

## Longest Gain (Yards)

- 99† Bobby Mitchell (9/15/1963 vs. Washington Redskins) (from George Izo)

## Touchdowns

- 3 By 17 players, most recently: Tyler Eifert (11/5/2015 at Cincinnati Bengals)

## INTERCEPTIONS

## Most Interceptions

- 3 By 12 players, most recently: Leon Hall (12/21/2008 vs. Cincinnati Bengals)

## Interception Yardage

- 125 Ken Easley (12/20/1981 at Seattle Seahawks) (2 returns)
- 115 Larry Wilson (12/19/1965 at St. Louis Cardinals) (3 returns)

## Average Gain (minimum 2 interceptions)

- 62.5 Ken Easley (12/20/1981 at Seattle Seahawks) (2 returns)

## Longest Interception Returns

- 106† Ed Reed (11/7/2004 at Baltimore Ravens)
- 97† Jordan Babineaux (10/2/2011 vs. Tennessee Titans)
- 96† Larry Wilson (12/19/1965 at St. Louis Cardinals)
- 93† Randy Gradishar (10/5/1980 vs. Denver Broncos)
- 85 Ray Clayborn (10/7/1984 vs. New England Patriots)

## Touchdowns

- 1 80 times, most recently: Aquib Talib (10/18/2015 vs. Denver Broncos)

## PUNTING

## Most Punts

- 11 five times, most recently: Kelly Goodburn (11/19/1989 vs. Kansas City Chiefs) (OT)

## Most Yards

- 491 Ray Guy (11/18/1973 at Oakland Raiders)

## Highest Average (minimum 4 punts)

- 57.5 Bobby Joe Green (11/20/1960 at Pittsburgh Steelers) (4 for 230 yards)

## Longest (Yards)

- 78 Ed Brown (10/28/1962 at Pittsburgh Steelers)
- 75 Verl Lillywhite (9/30/1951 at San Francisco 49ers)
- 75 Bobby Joe Green (11/20/1960 at Pittsburgh Steelers)

## PUNT RETURNS

## Most Returns

- 9 Andre Hastings (11/13/1995 at Pittsburgh Steelers)
- 8 Ron Fellows (11/25/1982 at Dallas Cowboys)
- 8 Fulton Walker (11/16/1986 at Los Angeles Raiders)

## Most Yards

- 141 Bob Hayes (12/24/1967 at Dallas Cowboys)
- 131 Andre Hastings (11/13/1995 at Pittsburgh Steelers)

## Highest Average (minimum 3 returns)

- 36.7 Billy Johnson (10/16/1977 at Houston Oilers) (3 returns)

## Longest Punt Returns

- 94† Nate Burleson (11/4/2007 vs. Seattle Seahawks)
- 91† Keith Moody (10/23/1977 at Buffalo Bills)
- 87† Billy Johnson (10/16/1977 at Houston Oilers)

## Touchdowns

- 2 Rick Upchurch (9/26/1976 at Denver Broncos)

## KICKOFF RETURNS

## Most Returns

- 9 Josh Scobey (11/16/2003 vs. Arizona Cardinals)
- 7 Dante Hall (9/8/2002 vs. Kansas City Chiefs)
- 7 J.R. Reed (10/24/2004 vs. Philadelphia Eagles)
- 7 Mark Bradley (12/20/2009 at Kansas City Chiefs)
- 6 Clarence Childs (12/4/1966 vs. New York Giants)
- 6 Rick Upchurch (10/19/1975 vs. Denver Broncos)
- 6 Jermaine Lewis (10/20/2002 vs. Houston Texans)
- 6 Glenn Holt (9/16/2007 vs. Cincinnati Bengals)

## Most Yards

- 197 Rick Upchurch (10/19/1975 at Denver Broncos)
- 192 Dante Hall (9/8/2002 vs. Kansas City Chiefs)

## Highest Average (minimum 2 returns)

- 86.0 Travis Williams (11/12/1967 at Green Bay Packers) (2 returns)

## Longest Kickoff Returns

- 105† Tim Brown (9/17/1961 at Philadelphia Eagles)
- 101† Jacoby Ford (10/16/2011 at Oakland Raiders)
- 99† Justin Miller (10/29/2006 vs. New York Jets)
- 98† Leodis McKelvin (11/17/2008 at Buffalo Bills)
- 97† Willie Shelby (10/3/1976 vs. Cincinnati Bengals)

## Touchdowns

- 2 Travis Williams (11/12/1967 at Green Bay Packers)

## BROWNS LOSE LEGEND DELEONE

Former Browns center Tom DeLeone, a two-time Pro Bowl selection who was inducted into the team's Legends Club in 2011, passed away at age 65 in May 2016. DeLeone, a proud Ohio State alum who was born in Ravenna and grew up in Kent, Ohio, spent 11 seasons with the Browns from 1974-84 and was most famously remembered for his role on the "Kardiac Kids" team of 1980. One of three Browns centers to make multiple Pro Bowls, DeLeone started 104 games and appeared in 176. He was the reliable triggerman and protector for Browns quarterback Brian Sipe, who was the NFL's Most Valuable Player in 1980. At 6-foot-2 and 248 pounds, DeLeone was undersized throughout his NFL career but made up for it with toughness and grit that was a consummate characteristic of the Browns of that era. Along with the Browns Legends, he was a member of the Hall of Fames of Kent City Schools and Ohio State.

DeLeone battled brain cancer throughout his final years, a diagnosis he was dealt in 2011. He is survived by his wife, Mindy, and their three children: Dean, Kent and Rachel.

## YEAR-BY-YEAR LEADERS

### SCORING

| YEAR | PLAYER        | TD | PAT   | FG    | 2-PT | TOTAL |
|------|---------------|----|-------|-------|------|-------|
| 1950 | LOU GROZA     | 1  | 29-29 | 13-19 | 0    | 74    |
| 1951 | LOU GROZA     | 0  | 43-43 | 10-23 | 0    | 73    |
| 1952 | LOU GROZA     | 0  | 32-32 | 19-33 | 0    | 89    |
| 1953 | LOU GROZA     | 0  | 39-40 | 23-26 | 0    | 108   |
| 1954 | LOU GROZA     | 0  | 37-38 | 16-24 | 0    | 85    |
| 1955 | LOU GROZA     | 0  | 44-45 | 11-22 | 0    | 77    |
| 1956 | LOU GROZA     | 0  | 18-18 | 11-20 | 0    | 51    |
| 1957 | LOU GROZAS    | 0  | 32-32 | 15-22 | 0    | 77    |
| 1958 | JIM BROWNS    | 18 | 0-0   | 0-0   | 0    | 108   |
| 1959 | JIM BROWN     | 14 | 0-0   | 0-0   | 0    | 84    |
| 1960 | SAM BAKER     | 0  | 44-46 | 12-20 | 0    | 80    |
| 1961 | LOU GROZA     | 0  | 37-38 | 16-23 | 0    | 85    |
| 1962 | JIM BROWN     | 18 | 0-0   | 0-0   | 0    | 108   |
| 1963 | JIM BROWN     | 15 | 0-0   | 0-0   | 0    | 90    |
| 1964 | LOU GROZA     | 0  | 49-50 | 22-33 | 0    | 115   |
| 1965 | JIM BROWN     | 21 | 0-0   | 0-0   | 0    | 126   |
| 1966 | LEROY KELLY   | 16 | 0-0   | 0-0   | 0    | 96    |
| 1967 | LEROY KELLY   | 13 | 0-0   | 0-0   | 0    | 78    |
| 1968 | LEROY KELLY   | 20 | 0-0   | 0-0   | 0    | 120   |
| 1969 | DON COCKROFT  | 0  | 45-45 | 12-23 | 0    | 81    |
| 1970 | DON COCKROFT  | 0  | 34-35 | 12-22 | 0    | 70    |
| 1971 | DON COCKROFT  | 0  | 34-34 | 15-28 | 0    | 79    |
| 1972 | DON COCKROFT  | 0  | 28-29 | 22-27 | 0    | 94    |
| 1973 | DON COCKROFT  | 0  | 24-24 | 22-31 | 0    | 90    |
| 1974 | DON COCKROFT  | 0  | 29-30 | 14-16 | 0    | 71    |
| 1975 | DON COCKROFT  | 0  | 21-24 | 17-23 | 0    | 72    |
| 1976 | DON COCKROFT  | 0  | 27-30 | 15-28 | 0    | 72    |
| 1977 | DON COCKROFT  | 0  | 30-31 | 17-23 | 0    | 81    |
| 1978 | DON COCKROFT  | 0  | 37-40 | 19-28 | 0    | 94    |
| 1979 | DON COCKROFT  | 0  | 38-43 | 17-29 | 0    | 89    |
| 1980 | DON COCKROFT  | 0  | 39-44 | 16-26 | 0    | 87    |
| 1981 | MATT BAHR     | 0  | 22-22 | 13-20 | 0    | 61    |
| 1982 | MATT BAHR     | 0  | 17-17 | 7-15  | 0    | 38    |
| 1983 | MATT BAHR     | 0  | 38-40 | 21-24 | 0    | 101   |
| 1984 | MATT BAHR     | 0  | 25-25 | 24-32 | 0    | 97    |
| 1985 | MATT BAHR     | 0  | 35-35 | 14-18 | 0    | 77    |
| 1986 | MATT BAHR     | 0  | 30-30 | 20-26 | 0    | 90    |
| 1987 | JEFF JAEGER*  | 0  | 33-34 | 14-22 | 0    | 75    |
| 1988 | MATT BAHR     | 0  | 32-33 | 24-29 | 0    | 104   |
| 1989 | MATT BAHR     | 0  | 40-40 | 16-24 | 0    | 88    |
| 1990 | JERRY KAURIC* | 0  | 24-27 | 14-20 | 0    | 66    |
| 1991 | MATT STOVER   | 0  | 33-34 | 16-22 | 0    | 81    |
| 1992 | MATT STOVER   | 0  | 29-30 | 21-29 | 0    | 92    |
| 1993 | MATT STOVER   | 0  | 36-36 | 16-22 | 0    | 84    |
| 1994 | MATT STOVER   | 0  | 32-32 | 26-28 | 0    | 110   |
| 1995 | MATT STOVER   | 0  | 26-26 | 29-33 | 0    | 113   |
| 1999 | TERRY KIRBY   | 9  | 0-0   | 0-0   | 0    | 54    |
| 2000 | PHIL DAWSON   | 0  | 17-17 | 14-17 | 0    | 59    |
| 2001 | PHIL DAWSON   | 0  | 29-30 | 22-25 | 0    | 95    |
| 2002 | PHIL DAWSON   | 0  | 34-35 | 22-28 | 0    | 100   |
| 2003 | PHIL DAWSON   | 0  | 20-21 | 18-21 | 0    | 74    |
| 2004 | PHIL DAWSON   | 0  | 28-28 | 24-29 | 0    | 100   |
| 2005 | PHIL DAWSON   | 0  | 19-21 | 27-29 | 0    | 100   |
| 2006 | PHIL DAWSON   | 0  | 25-25 | 21-29 | 0    | 88    |
| 2007 | PHIL DAWSON   | 0  | 42-43 | 26-30 | 0    | 120   |
| 2008 | PHIL DAWSON   | 0  | 30-36 | 18-18 | 0    | 108   |
| 2009 | PHIL DAWSON   | 0  | 18-19 | 17-19 | 0    | 69    |
| 2010 | PHIL DAWSON   | 0  | 28-28 | 23-28 | 0    | 97    |
| 2011 | PHIL DAWSON   | 0  | 20-20 | 24-29 | 0    | 92    |
| 2012 | PHIL DAWSON   | 0  | 29-29 | 29-31 | 0    | 116   |
| 2013 | BILLY CUNDIFF | 0  | 32-32 | 21-26 | 0    | 95    |
| 2014 | BILLY CUNDIFF | 0  | 28-28 | 22-29 | 0    | 94    |
| 2015 | TRAVIS COONS  | 0  | 22-24 | 28-32 | 0    | 106   |

\*Denotes rookie #Denotes led NFL \$Denotes tied for NFL lead

STAFF

PLAYERS

2015 SEASON

HISTORY

RECORDS

GAME DAY

## RUSHING YARDS

| YEAR | PLAYER             | NO  | YARDS | AVG | LG  | TD |
|------|--------------------|-----|-------|-----|-----|----|
| 1950 | MARION MOTLEY#     | 140 | 810   | 5.8 | 69t | 3  |
| 1951 | DUB JONES          | 104 | 492   | 4.7 | 43t | 7  |
| 1952 | MARION MOTLEY      | 104 | 444   | 4.3 | 59  | 1  |
| 1953 | RAY RENFRO         | 60  | 352   | 5.9 | 58t | 4  |
| 1954 | MAURICE BASSETT*   | 144 | 588   | 4.1 | 22  | 6  |
| 1955 | FRED MORRISON      | 156 | 824   | 5.3 | 56  | 3  |
| 1956 | PRESTON CARPENTER* | 188 | 756   | 4.0 | 30  | 0  |
| 1957 | JIM BROWN#         | 202 | 942   | 4.7 | 69t | 9  |
| 1958 | JIM BROWN#         | 257 | 1,527 | 5.9 | 65t | 17 |
| 1959 | JIM BROWN#         | 290 | 1,329 | 4.6 | 70t | 14 |
| 1960 | JIM BROWN#         | 215 | 1,257 | 5.8 | 71t | 9  |
| 1961 | JIM BROWN#         | 305 | 1,408 | 4.6 | 38  | 8  |
| 1962 | JIM BROWN          | 230 | 996   | 4.3 | 31  | 13 |
| 1963 | JIM BROWN#         | 291 | 1,863 | 6.4 | 80t | 12 |
| 1964 | JIM BROWN#         | 280 | 1,446 | 5.2 | 71  | 7  |
| 1965 | JIM BROWN#         | 289 | 1,544 | 5.3 | 67  | 17 |
| 1966 | LEROY KELLY        | 209 | 1,141 | 5.5 | 70t | 15 |
| 1967 | LEROY KELLY        | 235 | 1,205 | 5.1 | 42t | 11 |
| 1968 | LEROY KELLY#       | 248 | 1,239 | 5.0 | 65  | 16 |
| 1969 | LEROY KELLY        | 196 | 817   | 4.2 | 31  | 9  |
| 1970 | LEROY KELLY        | 206 | 656   | 3.2 | 33t | 6  |
| 1971 | LEROY KELLY        | 234 | 865   | 3.7 | 35  | 10 |
| 1972 | LEROY KELLY        | 224 | 811   | 3.6 | 18  | 4  |
| 1973 | KEN BROWN          | 161 | 537   | 3.3 | 17  | 0  |
| 1974 | GREG PRUITT        | 126 | 540   | 4.3 | 54  | 3  |
| 1975 | GREG PRUITT        | 217 | 1,067 | 4.9 | 50  | 8  |
| 1976 | GREG PRUITT        | 209 | 1,000 | 4.8 | 64  | 4  |
| 1977 | GREG PRUITT        | 236 | 1,086 | 4.6 | 78t | 3  |
| 1978 | GREG PRUITT        | 176 | 960   | 5.5 | 70t | 3  |
| 1979 | MIKE PRUITT        | 264 | 1,294 | 4.9 | 77t | 9  |
| 1980 | MIKE PRUITT        | 249 | 1,034 | 4.2 | 56t | 6  |
| 1981 | MIKE PRUITT        | 247 | 1,103 | 4.5 | 21  | 7  |
| 1982 | MIKE PRUITT        | 143 | 516   | 3.6 | 17  | 3  |
| 1983 | MIKE PRUITT        | 293 | 1,184 | 4.0 | 27  | 10 |
| 1984 | BOYCE GREEN        | 202 | 673   | 3.3 | 29  | 0  |
| 1985 | KEVIN MACK         | 222 | 1,104 | 5.0 | 61  | 7  |
| 1986 | KEVIN MACK         | 174 | 665   | 3.8 | 20  | 10 |
| 1987 | KEVIN MACK         | 201 | 735   | 3.7 | 22t | 5  |
| 1988 | EARNEST BYNER      | 157 | 576   | 3.7 | 27t | 3  |
| 1989 | ERIC METCALF*      | 187 | 633   | 3.4 | 43t | 6  |
| 1990 | KEVIN MACK         | 158 | 702   | 4.4 | 26  | 5  |
| 1991 | KEVIN MACK         | 197 | 726   | 3.7 | 51t | 8  |
| 1992 | KEVIN MACK         | 169 | 543   | 3.2 | 37  | 6  |
| 1993 | TOMMY VARDELL      | 171 | 644   | 3.8 | 54  | 3  |
| 1994 | LEROY HOARD        | 209 | 890   | 4.3 | 39  | 5  |
| 1995 | LEROY HOARD        | 136 | 547   | 4.0 | 25  | 0  |
| 1999 | TERRY KIRBY        | 130 | 452   | 3.5 | 28  | 6  |
| 2000 | TRAVIS PRENTICE*   | 173 | 512   | 3.0 | 17  | 7  |
| 2001 | JAMES JACKSON*     | 195 | 554   | 2.8 | 22  | 2  |
| 2002 | WILLIAM GREEN*     | 243 | 887   | 3.7 | 64t | 6  |
| 2003 | WILLIAM GREEN      | 142 | 559   | 3.9 | 26  | 1  |
| 2004 | LEE SUGGS          | 199 | 744   | 3.7 | 39  | 2  |
| 2005 | REUBEN DROUGHNS    | 309 | 1,232 | 4.0 | 75t | 2  |
| 2006 | REUBEN DROUGHNS    | 220 | 758   | 3.4 | 22  | 4  |
| 2007 | JAMAL LEWIS        | 298 | 1,304 | 4.4 | 66t | 9  |
| 2008 | JAMAL LEWIS        | 279 | 1,002 | 3.6 | 29  | 4  |
| 2009 | JEROME HARRISON    | 194 | 862   | 4.4 | 71t | 5  |
| 2010 | PEYTON HILLIS      | 270 | 1,177 | 4.4 | 48  | 11 |
| 2011 | PEYTON HILLIS      | 161 | 587   | 3.6 | 24t | 3  |
| 2012 | TRENT RICHARDSON*  | 267 | 950   | 3.6 | 32t | 11 |
| 2013 | WILLIS MCGAHEE     | 138 | 377   | 2.7 | 16  | 2  |
| 2014 | TERRANCE WEST*     | 171 | 673   | 3.9 | 36  | 4  |
| 2015 | ISAIAH CROWELL     | 185 | 706   | 3.8 | 54  | 4  |

\*Denotes rookie #Denotes led NFL \$Denotes tied for NFL lead

## PASSING YARDS

| YEAR | PLAYER           | ATT | COMP | PCT  | YARDS | TD | INT | QB RATING |
|------|------------------|-----|------|------|-------|----|-----|-----------|
| 1950 | OTTO GRAHAM      | 253 | 137  | 54.2 | 1,943 | 14 | 20  | 64.7      |
| 1951 | OTTO GRAHAM      | 265 | 147  | 55.5 | 2,205 | 17 | 16  | 79.2      |
| 1952 | OTTO GRAHAM#     | 364 | 181  | 49.7 | 2,816 | 20 | 24  | 66.6      |
| 1953 | OTTO GRAHAM#     | 258 | 167  | 64.7 | 2,722 | 11 | 9   | 99.7      |
| 1954 | OTTO GRAHAM      | 240 | 142  | 59.2 | 2,092 | 11 | 17  | 73.5      |
| 1955 | OTTO GRAHAM      | 185 | 98   | 53.0 | 1,721 | 15 | 8   | 94.0      |
| 1956 | TOM O'CONNELL    | 96  | 42   | 43.8 | 551   | 4  | 8   | 41.6      |
| 1957 | TOM O'CONNELL    | 110 | 63   | 57.3 | 1,229 | 9  | 8   | 93.3      |
| 1958 | MILT PLUM        | 189 | 102  | 54.0 | 1,619 | 11 | 11  | 77.9      |
| 1959 | MILT PLUM        | 266 | 156  | 58.6 | 1,992 | 14 | 8   | 87.2      |
| 1960 | MILT PLUM        | 250 | 151  | 60.4 | 2,297 | 21 | 5   | 110.4     |
| 1961 | MILT PLUM        | 302 | 177  | 58.6 | 2,416 | 18 | 10  | 90.3      |
| 1962 | FRANK RYAN       | 194 | 112  | 57.7 | 1,541 | 10 | 7   | 85.4      |
| 1963 | FRANK RYAN       | 256 | 135  | 52.7 | 2,038 | 25 | 13  | 90.6      |
| 1964 | FRANK RYAN       | 334 | 174  | 52.1 | 2,404 | 25 | 19  | 76.7      |
| 1965 | FRANK RYAN       | 243 | 119  | 49.0 | 1,751 | 18 | 13  | 75.3      |
| 1966 | FRANK RYAN       | 382 | 200  | 52.4 | 2,974 | 29 | 14  | 88.2      |
| 1967 | FRANK RYAN       | 280 | 136  | 48.6 | 2,026 | 20 | 16  | 72.7      |
| 1968 | BILL NELSEN      | 293 | 152  | 51.9 | 2,366 | 19 | 10  | 86.4      |
| 1969 | BILL NELSEN      | 352 | 190  | 54.0 | 2,743 | 23 | 19  | 78.8      |
| 1970 | BILL NELSEN      | 313 | 159  | 50.8 | 2,156 | 16 | 16  | 68.9      |
| 1971 | BILL NELSEN      | 325 | 174  | 53.5 | 2,319 | 13 | 23  | 60.3      |
| 1972 | MIKE PHIPPS      | 305 | 144  | 47.2 | 1,994 | 13 | 16  | 61.0      |
| 1973 | MIKE PHIPPS      | 299 | 148  | 49.5 | 1,719 | 9  | 20  | 49.4      |
| 1974 | MIKE PHIPPS      | 256 | 117  | 45.7 | 1,384 | 9  | 17  | 46.7      |
| 1975 | MIKE PHIPPS      | 313 | 162  | 51.8 | 1,749 | 4  | 19  | 47.5      |
| 1976 | BRIAN SIPE       | 312 | 178  | 57.1 | 2,113 | 17 | 14  | 77.3      |
| 1977 | BRIAN SIPE       | 195 | 112  | 57.4 | 1,233 | 9  | 14  | 61.8      |
| 1978 | BRIAN SIPE       | 399 | 222  | 55.6 | 2,906 | 21 | 15  | 80.7      |
| 1979 | BRIAN SIPE       | 535 | 286  | 53.5 | 3,793 | 28 | 26  | 73.4      |
| 1980 | BRIAN SIPE       | 554 | 337  | 60.8 | 4,132 | 30 | 14  | 91.4      |
| 1981 | BRIAN SIPE       | 567 | 313  | 55.2 | 3,876 | 17 | 25  | 68.2      |
| 1982 | BRIAN SIPE       | 185 | 101  | 54.6 | 1,064 | 4  | 8   | 60.7      |
| 1983 | BRIAN SIPE       | 496 | 291  | 58.7 | 3,566 | 26 | 23  | 79.1      |
| 1984 | PAUL McDONALD    | 493 | 271  | 55.0 | 3,472 | 14 | 23  | 67.3      |
| 1985 | BERNIE KOSAR*    | 248 | 124  | 50.0 | 1,578 | 8  | 7   | 69.3      |
| 1986 | BERNIE KOSAR     | 531 | 310  | 58.4 | 3,854 | 17 | 10  | 83.8      |
| 1987 | BERNIE KOSAR     | 389 | 241  | 62.0 | 3,033 | 22 | 9   | 95.4      |
| 1988 | BERNIE KOSAR     | 259 | 156  | 60.2 | 1,890 | 10 | 7   | 84.3      |
| 1989 | BERNIE KOSAR     | 513 | 303  | 59.1 | 3,533 | 18 | 14  | 80.3      |
| 1990 | BERNIE KOSAR     | 423 | 230  | 54.4 | 2,562 | 10 | 15  | 65.7      |
| 1991 | BERNIE KOSAR     | 494 | 307  | 62.1 | 3,487 | 18 | 9   | 87.8      |
| 1992 | MIKE TOMCZAK     | 211 | 120  | 56.9 | 1,693 | 7  | 7   | 80.1      |
| 1993 | VINNY TESTAVERDE | 230 | 130  | 56.5 | 1,797 | 14 | 9   | 85.7      |
| 1994 | VINNY TESTAVERDE | 376 | 207  | 55.1 | 2,575 | 16 | 18  | 70.7      |
| 1995 | VINNY TESTAVERDE | 392 | 241  | 61.5 | 2,883 | 17 | 10  | 87.8      |
| 1999 | TIM COUCH*       | 399 | 223  | 55.9 | 2,447 | 15 | 13  | 73.2      |
| 2000 | TIM COUCH        | 215 | 137  | 63.7 | 1,483 | 7  | 9   | 77.3      |
| 2001 | TIM COUCH        | 454 | 272  | 59.9 | 3,040 | 17 | 21  | 73.1      |
| 2002 | TIM COUCH        | 443 | 273  | 61.6 | 2,842 | 18 | 18  | 76.8      |
| 2003 | KELLY HOLCOMB    | 302 | 193  | 63.9 | 1,797 | 10 | 12  | 74.6      |
| 2004 | JEFF GARCIA      | 252 | 144  | 57.1 | 1,731 | 10 | 9   | 76.7      |
| 2005 | TRENT DILFER     | 333 | 199  | 59.8 | 2,321 | 11 | 12  | 76.9      |
| 2006 | CHARLIE FRYE     | 393 | 252  | 64.1 | 2,454 | 10 | 17  | 72.0      |
| 2007 | DEREK ANDERSON   | 527 | 298  | 56.5 | 3,787 | 29 | 19  | 82.5      |
| 2008 | DEREK ANDERSON   | 283 | 142  | 50.2 | 1,615 | 9  | 8   | 66.5      |
| 2009 | BRADY QUINN      | 256 | 136  | 53.1 | 1,339 | 8  | 7   | 67.2      |
| 2010 | COLT MCCOY*      | 222 | 135  | 60.8 | 1,576 | 6  | 9   | 74.5      |
| 2011 | COLT MCCOY       | 463 | 265  | 57.2 | 2,733 | 14 | 11  | 74.6      |
| 2012 | BRANDON WEEDEN*  | 517 | 297  | 57.4 | 3,385 | 14 | 17  | 72.6      |
| 2013 | JASON CAMPBELL   | 317 | 180  | 56.8 | 2,015 | 11 | 8   | 76.9      |
| 2014 | BRIAN HOYER      | 438 | 242  | 55.3 | 3,326 | 12 | 13  | 76.5      |
| 2015 | JOSH McCOWN      | 292 | 186  | 63.7 | 2,109 | 12 | 4   | 93.3      |

\*Denotes rookie #Denotes led NFL \$Denotes tied for NFL lead

STAFF

PLAYERS

2015 SEASON

HISTORY

RECORDS

GAME DAY

## RECEPTIONS

| YEAR | PLAYER             | NO | YARDS | AVG  | LG  | TD |
|------|--------------------|----|-------|------|-----|----|
| 1950 | MAC SPEEDIE        | 42 | 548   | 13.0 | 45  | 1  |
| 1951 | DANTE LAVELLI      | 43 | 586   | 13.6 | 47  | 6  |
| 1952 | MAC SPEEDIE#       | 62 | 911   | 14.7 | 50  | 5  |
| 1953 | DANTE LAVELLI      | 45 | 783   | 17.4 | 55t | 6  |
| 1954 | DANTE LAVELLI      | 47 | 802   | 17.1 | 64  | 7  |
| 1955 | DARREL BREWSTER    | 34 | 622   | 18.3 | 41t | 6  |
| 1956 | DARREL BREWSTER    | 28 | 417   | 14.9 | 41  | 1  |
| 1957 | DARREL BREWSTER    | 30 | 614   | 20.5 | 56  | 2  |
| 1958 | PRESTON CARPENTER  | 29 | 474   | 16.3 | 74  | 1  |
| 1959 | BILLY HOWTON       | 39 | 510   | 13.1 | 36t | 1  |
| 1960 | BOBBY MITCHELL     | 45 | 612   | 13.6 | 69t | 6  |
| 1961 | RAY RENFRO         | 48 | 834   | 17.4 | 57  | 6  |
| 1962 | JIM BROWN          | 47 | 517   | 11.0 | 53t | 5  |
| 1963 | GARY COLLINS       | 43 | 674   | 15.7 | 49t | 13 |
| 1964 | PAUL WARFIELD*     | 52 | 920   | 17.7 | 62t | 9  |
| 1965 | GARY COLLINS       | 50 | 884   | 17.7 | 67  | 10 |
| 1966 | GARY COLLINS       | 56 | 946   | 16.9 | 54  | 12 |
| 1967 | ERNIE GREEN        | 39 | 369   | 9.5  | 41t | 2  |
| 1968 | PAUL WARFIELD      | 50 | 1,067 | 21.3 | 65t | 12 |
| 1969 | GARY COLLINS       | 54 | 786   | 14.6 | 48t | 11 |
| 1970 | BO SCOTT           | 40 | 351   | 8.8  | 24  | 4  |
| 1971 | FAIR HOOKER        | 45 | 649   | 14.4 | 48  | 1  |
| 1972 | FRANK PITTS        | 36 | 620   | 17.2 | 80t | 8  |
| 1973 | FRANK PITTS        | 31 | 317   | 10.2 | 26t | 4  |
| 1974 | HUGH MCKINNIS      | 32 | 258   | 8.1  | 55  | 0  |
| 1975 | REGGIE RUCKER      | 60 | 770   | 12.8 | 40t | 3  |
| 1976 | REGGIE RUCKER      | 49 | 676   | 13.8 | 45  | 8  |
| 1977 | CLEO MILLER        | 41 | 291   | 7.1  | 28  | 1  |
| 1978 | REGGIE RUCKER      | 43 | 893   | 20.8 | 69t | 8  |
| 1979 | DAVE LOGAN         | 59 | 982   | 16.6 | 46  | 7  |
| 1980 | MIKE PRUITT        | 63 | 471   | 7.5  | 28  | 0  |
| 1981 | OZZIE NEWSOME      | 69 | 1,002 | 14.5 | 62  | 6  |
| 1982 | OZZIE NEWSOME      | 49 | 633   | 12.9 | 54  | 3  |
| 1983 | OZZIE NEWSOME      | 89 | 970   | 10.9 | 66t | 6  |
| 1984 | OZZIE NEWSOME      | 89 | 1,001 | 11.2 | 52  | 5  |
| 1985 | OZZIE NEWSOME      | 62 | 711   | 11.5 | 38  | 5  |
| 1986 | BRIAN BRENNAN      | 55 | 838   | 15.2 | 57t | 6  |
| 1987 | EARNEST BYNER      | 52 | 552   | 10.6 | 37  | 2  |
| 1988 | EARNEST BYNER      | 59 | 576   | 9.8  | 39t | 2  |
| 1989 | WEBSTER SLAUGHTER  | 65 | 1,236 | 19.0 | 97t | 6  |
| 1990 | WEBSTER SLAUGHTER  | 59 | 847   | 14.4 | 50  | 4  |
| 1991 | WEBSTER SLAUGHTER  | 64 | 906   | 14.2 | 62t | 3  |
| 1992 | MICHAEL JACKSON    | 47 | 755   | 16.1 | 69t | 7  |
| 1993 | ERIC METCALF       | 63 | 539   | 8.6  | 49t | 2  |
| 1994 | DERRICK ALEXANDER* | 48 | 828   | 17.3 | 81t | 2  |
| 1995 | EARNEST BYNER      | 61 | 494   | 8.1  | 29t | 2  |
| 1999 | KEVIN JOHNSON*     | 66 | 986   | 14.9 | 64t | 8  |
| 2000 | KEVIN JOHNSON      | 57 | 669   | 11.7 | 79  | 0  |
| 2001 | KEVIN JOHNSON      | 84 | 1,097 | 13.1 | 55t | 9  |
| 2002 | KEVIN JOHNSON      | 67 | 703   | 10.5 | 30t | 4  |
| 2003 | DENNIS NORTHCUTT   | 62 | 729   | 11.8 | 44  | 2  |
| 2004 | DENNIS NORTHCUTT   | 55 | 806   | 14.7 | 58t | 2  |
| 2005 | ANTONIO BRYANT     | 69 | 1,009 | 14.6 | 54  | 4  |
| 2006 | KELLEN WINSLOW     | 89 | 875   | 9.8  | 40  | 3  |
| 2007 | KELLEN WINSLOW     | 82 | 1,106 | 13.5 | 49  | 5  |
| 2008 | BRAYLON EDWARDS    | 55 | 877   | 15.9 | 70  | 3  |
| 2009 | JEROME HARRISON    | 34 | 220   | 6.5  | 18  | 2  |
|      | MOHAMED MASSAQUOI* | 34 | 624   | 18.4 | 59t | 3  |
| 2010 | BENJAMIN WATSON    | 68 | 763   | 11.2 | 44  | 3  |
| 2011 | GREG LITTLE*       | 61 | 709   | 11.6 | 76t | 2  |
| 2012 | GREG LITTLE        | 53 | 647   | 12.2 | 43  | 4  |
| 2013 | JOSH GORDON        | 87 | 1,646 | 18.9 | 95t | 9  |
| 2014 | ANDREW HAWKINS     | 63 | 824   | 13.1 | 65  | 2  |
| 2015 | GARY BARNIDGE      | 79 | 1,043 | 13.2 | 40  | 9  |

\*Denotes rookie #Denotes led NFL \$Denotes tied for NFL lead

## RECEIVING YARDS

| YEAR | PLAYER             | NO | YARDS | AVG  | LG  | TD |
|------|--------------------|----|-------|------|-----|----|
| 1950 | DANTE LAVELLI      | 37 | 565   | 15.3 | 43  | 5  |
| 1951 | MAC SPEEDIE        | 34 | 589   | 17.3 | 51  | 3  |
| 1952 | MAC SPEEDIE        | 62 | 911   | 14.7 | 50  | 5  |
| 1953 | DANTE LAVELLI      | 45 | 783   | 17.4 | 55t | 6  |
| 1954 | DANTE LAVELLI      | 47 | 802   | 17.1 | 64  | 7  |
| 1955 | DARREL BREWSTER    | 34 | 622   | 18.3 | 41t | 6  |
| 1956 | DARREL BREWSTER    | 28 | 417   | 14.9 | 41  | 1  |
| 1957 | DARREL BREWSTER    | 30 | 614   | 20.5 | 56  | 2  |
| 1958 | RAY RENFRO         | 24 | 573   | 23.9 | 52  | 6  |
| 1959 | RAY RENFRO         | 30 | 528   | 17.6 | 70t | 6  |
| 1960 | GERN NAGLER        | 36 | 616   | 17.1 | 53t | 3  |
| 1961 | RAY RENFRO         | 48 | 834   | 17.4 | 57  | 6  |
| 1962 | RICH KREITLING     | 44 | 659   | 15.0 | 53  | 3  |
| 1963 | GARY COLLINS       | 43 | 674   | 15.7 | 49t | 13 |
| 1964 | PAUL WARFIELD*     | 52 | 920   | 17.7 | 62t | 9  |
| 1965 | GARY COLLINS       | 50 | 884   | 17.7 | 67  | 10 |
| 1966 | GARY COLLINS       | 56 | 946   | 16.9 | 54  | 12 |
| 1967 | PAUL WARFIELD      | 32 | 702   | 21.9 | 49t | 8  |
| 1968 | PAUL WARFIELD      | 50 | 1,067 | 21.3 | 65t | 12 |
| 1969 | PAUL WARFIELD      | 42 | 886   | 21.1 | 82t | 10 |
| 1970 | MILT MORIN         | 37 | 611   | 16.5 | 36  | 1  |
| 1971 | FAIR HOOKER        | 45 | 649   | 14.4 | 48  | 1  |
| 1972 | FRANK PITTS        | 36 | 620   | 17.2 | 80t | 8  |
| 1973 | MILT MORIN         | 26 | 417   | 16.0 | 51t | 1  |
| 1974 | STEVE HOLDEN       | 30 | 452   | 15.1 | 53  | 3  |
| 1975 | REGGIE RUCKER      | 60 | 770   | 12.8 | 40t | 3  |
| 1976 | REGGIE RUCKER      | 49 | 676   | 13.8 | 45  | 8  |
| 1977 | REGGIE RUCKER      | 36 | 565   | 15.7 | 40  | 2  |
| 1978 | REGGIE RUCKER      | 43 | 893   | 20.8 | 69t | 8  |
| 1979 | DAVE LOGAN         | 59 | 982   | 16.6 | 46  | 7  |
| 1980 | DAVE LOGAN         | 51 | 822   | 16.1 | 65  | 4  |
| 1981 | OZZIE NEWSOME      | 69 | 1,002 | 14.5 | 62  | 6  |
| 1982 | OZZIE NEWSOME      | 49 | 633   | 12.9 | 54  | 3  |
| 1983 | OZZIE NEWSOME      | 89 | 970   | 10.9 | 66t | 6  |
| 1984 | OZZIE NEWSOME      | 89 | 1,001 | 11.2 | 52  | 5  |
| 1985 | OZZIE NEWSOME      | 62 | 711   | 11.5 | 38  | 5  |
| 1986 | BRIAN BRENNAN      | 55 | 838   | 15.2 | 57t | 6  |
| 1987 | WEBSTER SLAUGHTER  | 47 | 806   | 17.1 | 54t | 7  |
| 1988 | REGGIE LANGHORNE   | 57 | 780   | 13.7 | 71t | 7  |
| 1989 | WEBSTER SLAUGHTER  | 65 | 1,236 | 19.0 | 97t | 6  |
| 1990 | WEBSTER SLAUGHTER  | 59 | 847   | 14.4 | 50  | 4  |
| 1991 | WEBSTER SLAUGHTER  | 64 | 906   | 14.2 | 62t | 3  |
| 1992 | MICHAEL JACKSON    | 47 | 755   | 16.1 | 69t | 7  |
| 1993 | MICHAEL JACKSON    | 41 | 756   | 18.4 | 62t | 8  |
| 1994 | DERRICK ALEXANDER* | 48 | 828   | 17.3 | 81t | 2  |
| 1995 | KEENAN MCCARDELL   | 56 | 709   | 12.7 | 36  | 4  |
| 1999 | KEVIN JOHNSON*     | 66 | 986   | 14.9 | 64t | 8  |
| 2000 | KEVIN JOHNSON      | 57 | 669   | 11.7 | 79  | 0  |
| 2001 | KEVIN JOHNSON      | 84 | 1,097 | 13.1 | 55t | 9  |
| 2002 | QUINCY MORGAN      | 56 | 964   | 17.2 | 78t | 7  |
| 2003 | DENNIS NORTHCUTT   | 62 | 729   | 11.8 | 44  | 2  |
| 2004 | DENNIS NORTHCUTT   | 55 | 806   | 14.7 | 58t | 2  |
| 2005 | ANTONIO BRYANT     | 69 | 1,009 | 14.6 | 54  | 4  |
| 2006 | BRAYLON EDWARDS    | 61 | 884   | 14.5 | 75  | 6  |
| 2007 | BRAYLON EDWARDS    | 80 | 1,289 | 16.1 | 78t | 16 |
| 2008 | BRAYLON EDWARDS    | 55 | 877   | 15.9 | 70  | 3  |
| 2009 | MOHAMED MASSAQOUI* | 34 | 624   | 18.4 | 59t | 3  |
| 2010 | BENJAMIN WATSON    | 68 | 763   | 11.2 | 44  | 3  |
| 2011 | GREG LITTLE*       | 61 | 709   | 11.6 | 76t | 2  |
| 2012 | JOSH GORDON*       | 50 | 805   | 16.1 | 71t | 5  |
| 2013 | JOSH GORDON\$      | 87 | 1,646 | 18.9 | 95t | 9  |
| 2014 | ANDREW HAWKINS     | 63 | 824   | 13.1 | 65  | 2  |
| 2015 | GARY BARNIDGE      | 79 | 1,043 | 13.2 | 40  | 9  |

\*Denotes rookie #Denotes led NFL \$Denotes tied for NFL lead

## INTERCEPTIONS

| YEAR | PLAYER           | NO | YARDS | AVG  | LG  | TD |
|------|------------------|----|-------|------|-----|----|
| 1950 | TOMMY JAMES      | 9  | 69    | 7.7  | 34  | 0  |
| 1951 | WARREN LAHR      | 5  | 95    | 19.0 | 29  | 2  |
| 1952 | BERT RECHICHAR*  | 6  | 79    | 13.2 | 25  | 0  |
| 1953 | WARREN LAHR      | 5  | 119   | 23.8 | 42  | 0  |
| 1954 | KEN KONZ         | 7  | 133   | 19.0 | 54t | 2  |
| 1955 | CHUCK NOLL       | 5  | 74    | 14.8 | 24  | 1  |
| 1956 | DON PAUL         | 7  | 190   | 27.1 | 42  | 1  |
| 1957 | DON PAUL         | 4  | 28    | 7.0  | 12  | 0  |
| 1958 | KEN KONZ         | 4  | 123   | 30.8 | 46t | 1  |
| 1959 | BERNIE PARRISH   | 5  | 83    | 16.6 | 37t | 1  |
| 1960 | BOBBY FRANKLIN*  | 8  | 131   | 16.4 | 37t | 2  |
| 1961 | BERNIE PARRISH   | 7  | 40    | 5.7  | 15  | 0  |
| 1962 | ROSS FICHTNER    | 7  | 76    | 10.9 | 31  | 0  |
| 1963 | VINCE COSTELLO   | 7  | 118   | 16.9 | 31  | 0  |
| 1964 | BERNIE PARRISH   | 4  | 98    | 24.5 | 54t | 1  |
| 1965 | LARRY BENZ       | 5  | 78    | 15.6 | 31  | 0  |
| 1966 | ROSS FICHTNER    | 8  | 152   | 19.0 | 58  | 1  |
|      | MIKE HOWELL      | 8  | 62    | 7.7  | 29  | 0  |
| 1967 | ROSS FICHTNER    | 4  | 113   | 28.3 | 88  | 0  |
| 1968 | BEN DAVIS        | 8  | 162   | 20.3 | 44  | 0  |
| 1969 | MIKE HOWELL      | 6  | 21    | 3.5  | 11  | 0  |
| 1970 | ERICH BARNES     | 5  | 85    | 17.0 | 38t | 1  |
| 1971 | WALT SUMNER      | 5  | 35    | 7.0  | 25  | 0  |
| 1972 | THOM DARDEN*     | 3  | 64    | 21.3 | 20  | 0  |
| 1973 | CLARENCE SCOTT   | 5  | 71    | 14.2 | 45t | 1  |
| 1974 | THOM DARDEN      | 8  | 105   | 13.1 | 31  | 0  |
| 1975 | CHARLIE HALL     | 2  | 28    | 14.0 | 19  | 0  |
| 1976 | THOM DARDEN      | 7  | 73    | 10.4 | 21  | 0  |
| 1977 | THOM DARDEN      | 6  | 107   | 17.8 | 49  | 1  |
| 1978 | THOM DARDEN#     | 10 | 200   | 20.0 | 46  | 0  |
| 1979 | THOM DARDEN      | 5  | 125   | 25.0 | 39t | 1  |
| 1980 | RON BOLTON       | 6  | 62    | 10.3 | 29  | 0  |
| 1981 | CLARENCE SCOTT   | 4  | 46    | 11.5 | 26  | 0  |
| 1982 | HANFORD DIXON    | 4  | 22    | 5.5  | 22  | 0  |
| 1983 | TOM COUSINEAU    | 4  | 47    | 11.8 | 15  | 0  |
| 1984 | AL GROSS         | 5  | 103   | 20.6 | 47  | 0  |
| 1985 | AL GROSS         | 5  | 109   | 21.8 | 37t | 1  |
| 1986 | HANFORD DIXON    | 5  | 35    | 7.0  | 19  | 0  |
| 1987 | FELIX WRIGHT     | 4  | 152   | 38.0 | 68  | 1  |
| 1988 | FELIX WRIGHT     | 5  | 126   | 25.2 | 53  | 0  |
| 1989 | FELIX WRIGHT#    | 9  | 91    | 10.1 | 27t | 1  |
| 1990 | FELIX WRIGHT     | 3  | 56    | 18.7 | 36  | 0  |
| 1991 | STEPHEN BRAGGS   | 3  | 15    | 5.0  | 15  | 0  |
| 1992 | VINCE NEWSOME    | 3  | 55    | 18.3 | 29  | 0  |
| 1993 | ERIC TURNER      | 5  | 25    | 5.0  | 19  | 0  |
| 1994 | ERIC TURNER\$    | 9  | 199   | 22.1 | 93t | 1  |
| 1995 | STEVEN MOORE     | 5  | 55    | 11.0 | 28  | 0  |
| 1999 | MARQUEZ POPE     | 2  | 15    | 7.5  | 13  | 0  |
| 2000 | COREY FULLER     | 3  | 0     | 0.0  | 0   | 0  |
| 2001 | ANTHONY HENRY*\$ | 10 | 177   | 17.7 | 97t | 1  |
| 2002 | EARL LITTLE      | 4  | 17    | 4.3  | 7   | 0  |
| 2003 | EARL LITTLE      | 6  | 41    | 6.8  | 21  | 0  |
| 2004 | ANTHONY HENRY    | 4  | 83    | 20.8 | 51  | 0  |
| 2005 | BRIAN RUSSELL    | 3  | 50    | 16.7 | 37  | 0  |
| 2006 | DAVEN HOLLY      | 5  | 127   | 25.4 | 57t | 1  |
|      | SEAN JONES       | 5  | 46    | 9.2  | 19  | 0  |
| 2007 | LEIGH BODDEN     | 6  | 75    | 12.5 | 26  | 0  |
| 2008 | BRANDON McDONALD | 5  | 146   | 29.2 | 98  | 1  |
| 2009 | BRODNEY POOL     | 4  | 33    | 8.3  | 32  | 0  |
|      | ERIC WRIGHT      | 4  | 74    | 18.5 | 47  | 0  |
| 2010 | JOE HADEN*       | 6  | 101   | 16.8 | 62  | 0  |
| 2011 | MIKE ADAMS       | 3  | 33    | 11.0 | 29  | 0  |
| 2012 | SHELDON BROWN    | 3  | 20    | 6.7  | 19t | 1  |
|      | JOE HADEN        | 3  | 64    | 21.3 | 50  | 0  |
|      | USAMA YOUNG      | 3  | 44    | 14.7 | 44  | 0  |
| 2013 | TASHAUN GIPSON   | 5  | 143   | 28.6 | 44t | 1  |
| 2014 | TASHAUN GIPSON   | 6  | 158   | 26.3 | 62t | 1  |
| 2015 | KARLOS DANSBY    | 3  | 93    | 13.2 | 52t | 2  |

\*Denotes rookie #Denotes led NFL \$Denotes tied for NFL lead



## SACKS

| YEAR | PLAYER             | NO   |
|------|--------------------|------|
| 1982 | CHIP BANKS*        | 5.5  |
| 1983 | CLAY MATTHEWS      | 6.0  |
| 1984 | REGGIE CAMP        | 14.0 |
| 1985 | CHIP BANKS         | 11.0 |
| 1986 | CARL HAIRSTON      | 9.0  |
| 1987 | CARL HAIRSTON      | 8.0  |
| 1988 | CLAY MATTHEWS      | 6.0  |
| 1989 | AL BAKER           | 7.5  |
| 1990 | MICHAEL DEAN PERRY | 11.5 |
| 1991 | MICHAEL DEAN PERRY | 8.5  |
| 1992 | ROB BURNETT        | 9.0  |
| 1993 | ANTHONY PLEASANT   | 11.0 |
| 1994 | ROB BURNETT        | 10.0 |
| 1995 | ANTHONY PLEASANT   | 8.0  |
| 1999 | JOHN THIERRY       | 7.0  |
| 2000 | KEITH MCKENZIE     | 8.5  |
| 2001 | JAMIR MILLER       | 13.0 |
| 2002 | MARK WORD          | 8.0  |
| 2003 | KENARD LANG        | 8.0  |
| 2004 | EBENEZER EKUBAN    | 8.0  |
| 2005 | ALVIN MCKINLEY     | 5.0  |
| 2006 | KAMERION WIMBLEY*  | 11.0 |
| 2007 | KAMERION WIMBLEY   | 5.0  |
| 2008 | SHAUN ROGERS       | 4.5  |
| 2009 | KAMERION WIMBLEY   | 6.5  |
| 2010 | MARCUS BERNARD     | 7.5  |
| 2011 | JABAAL SHEARD*     | 8.5  |
| 2012 | JABAAL SHEARD      | 7.0  |
| 2013 | JABAAL SHEARD      | 5.5  |
| 2014 | PAUL KRUGER        | 11.0 |
| 2015 | DESMOND BRYANT     | 6.0  |

## SPECIAL TEAMS TACKLES

| YEAR | PLAYER            | NO |
|------|-------------------|----|
| 1999 | TAREK SALEH       | 23 |
| 2000 | TAREK SALEH       | 19 |
| 2001 | BRANT BOYER       | 26 |
| 2002 | BRANT BOYER       | 33 |
| 2003 | BARRY GARDNER     | 22 |
| 2004 | LEIGH BODDEN      | 18 |
| 2005 | SEAN JONES        | 20 |
| 2006 | JOSHUA CRIBBS     | 25 |
| 2007 | JOSHUA CRIBBS     | 23 |
| 2008 | JOSHUA CRIBBS     | 25 |
| 2009 | BLAKE COSTANZO    | 14 |
| 2010 | T.J. WARD*        | 18 |
| 2011 | JOSHUA CRIBBS     | 14 |
| 2012 | JOHNSON BADEMOSI* | 18 |
| 2013 | JOHNSON BADEMOSI  | 17 |
| 2014 | JOHNSON BADEMOSI  | 15 |
| 2015 | JOHNSON BADEMOSI  | 15 |

\*Denotes rookie

## BROWNS VS. THE AAFC ALL-STARS

In its four years of existence, the All-America Football Conference (AAFC) was dominated by the Browns as Cleveland won the league's championship every year and was named lifetime champions. In 1949, the final year of the AAFC, the Browns took part in an additional exhibition after being crowned league champions.

Six games after defeating the San Francisco 49ers and winning the league title, Cleveland took on the AAFC All-Stars in Houston, Texas. Named the Shamrock Charity Bowl All-Star Game, the contest was the creation of "Diamond" Glenn McCarthy, a Houston oil tycoon and huge football fan who hoped his city would be able to land an expansion team in the new and improved NFL.

The Browns all-star opponents featured rookie quarterback sensation Y.A. Tittle, who played for the Colts but would later go on to haunt the Browns in the early 1960s with the New York Giants, 49ers FB Joe Perry and HBs Buddy Young and Tom Landry of the New York Yankees. All but Young are in the Pro Football Hall of Fame.

Less than a week off of winning the AAFC title, 12,000 fans in attendance watched the Browns fall to the league's All-Stars, 12-7, in cold and rainy conditions. The contest marked the first game in the city's history that featured integrated players and fans as the Browns had the first two African-American players of the modern era in Hall of Famer FB Marion Motley and OL Bill Willis and later added P Horace Gillom.

In the following year, the Browns, the 49ers and the Baltimore Colts joined the NFL after the AAFC disbanded, making the exhibition the final game in the league's short history. In their first year in the NFL, the Browns went on to win their fifth consecutive championship.

## PUNTING

| YEAR | PLAYER          | NO  | YARDS | AVG  | TB | IN-20 | LG | BLOCK |
|------|-----------------|-----|-------|------|----|-------|----|-------|
| 1950 | HORACE GILLOM   | 66  | 2,849 | 43.2 | 5  | 0     | 75 | 1     |
| 1951 | HORACE GILLOM   | 73  | 3,321 | 45.5 | 8  | 0     | 66 | 0     |
| 1952 | HORACE GILLOM   | 61  | 2,787 | 45.7 | 6  | 0     | 73 | 1     |
| 1953 | HORACE GILLOM   | 63  | 2,760 | 43.8 | 4  | 0     | 67 | 0     |
| 1954 | HORACE GILLOM   | 52  | 2,230 | 42.9 | 4  | 0     | 80 | 0     |
| 1955 | HORACE GILLOM   | 58  | 2,389 | 41.2 | 6  | 0     | 56 | 3     |
| 1956 | FRED MORRISON   | 38  | 1,561 | 41.1 | 7  | 0     | 70 | 0     |
| 1957 | KEN KONZ        | 61  | 2,396 | 39.3 | 3  | 0     | 63 | 1     |
| 1958 | DICK DESCHAINE  | 50  | 2,063 | 41.3 | 1  | 0     | 63 | 0     |
| 1959 | JUNIOR WREN     | 27  | 996   | 36.9 | 1  | 0     | 55 | 0     |
| 1960 | SAM BAKER       | 55  | 2,309 | 42.0 | 2  | 0     | 64 | 0     |
| 1961 | SAM BAKER       | 53  | 2,296 | 43.3 | 5  | 0     | 62 | 0     |
| 1962 | GARY COLLINS*   | 45  | 1,926 | 42.8 | 4  | 0     | 64 | 0     |
| 1963 | GARY COLLINS    | 54  | 2,160 | 40.0 | 4  | 0     | 73 | 0     |
| 1964 | GARY COLLINS    | 48  | 2,016 | 42.0 | 5  | 0     | 58 | 0     |
| 1965 | GARY COLLINS    | 65  | 3,035 | 46.7 | 10 | 0     | 71 | 0     |
| 1966 | GARY COLLINS    | 57  | 2,223 | 39.0 | 6  | 0     | 60 | 0     |
| 1967 | GARY COLLINS    | 57  | 2,078 | 36.5 | 2  | 0     | 52 | 2     |
| 1968 | DON COCKROFT    | 61  | 2,297 | 37.7 | 1  | 0     | 59 | 0     |
| 1969 | DON COCKROFT    | 57  | 2,138 | 37.5 | 6  | 0     | 55 | 1     |
| 1970 | DON COCKROFT    | 71  | 3,023 | 42.6 | 7  | 0     | 71 | 1     |
| 1971 | DON COCKROFT    | 62  | 2,508 | 40.5 | 2  | 0     | 59 | 2     |
| 1972 | DON COCKROFT    | 81  | 3,498 | 43.2 | 4  | 0     | 65 | 0     |
| 1973 | DON COCKROFT    | 82  | 3,321 | 40.5 | 3  | 0     | 71 | 1     |
| 1974 | DON COCKROFT    | 90  | 3,643 | 40.5 | 11 | 0     | 64 | 0     |
| 1975 | DON COCKROFT    | 82  | 3,317 | 40.5 | 7  | 0     | 67 | 1     |
| 1976 | DON COCKROFT    | 64  | 2,487 | 38.9 | 4  | 8     | 51 | 3     |
| 1977 | GREG COLEMAN    | 61  | 2,389 | 39.2 | 2  | 21    | 58 | 0     |
| 1978 | JOHNNY EVANS*   | 79  | 3,089 | 39.1 | 8  | 16    | 65 | 0     |
| 1979 | JOHNNY EVANS    | 69  | 2,844 | 41.2 | 9  | 7     | 59 | 2     |
| 1980 | JOHNNY EVANS    | 66  | 2,530 | 38.3 | 7  | 12    | 56 | 0     |
| 1981 | STEVE COX*      | 68  | 2,884 | 42.4 | 12 | 11    | 66 | 2     |
| 1982 | STEVE COX       | 48  | 1,887 | 39.3 | 6  | 11    | 52 | 1     |
| 1983 | JEFF GOSSETT    | 70  | 2,854 | 40.8 | 8  | 17    | 60 | 0     |
| 1984 | STEVE COX       | 74  | 3,213 | 43.4 | 8  | 16    | 69 | 2     |
| 1985 | JEFF GOSSETT    | 81  | 3,261 | 40.3 | 8  | 18    | 64 | 0     |
| 1986 | JEFF GOSSETT    | 83  | 3,423 | 41.2 | 10 | 21    | 61 | 0     |
| 1987 | JEFF GOSSETT    | 19  | 779   | 41.0 | 4  | 3     | 55 | 0     |
| 1988 | MAX RUNAGER     | 48  | 1,935 | 40.3 | 2  | 13    | 52 | 0     |
| 1989 | BRYAN WAGNER    | 97  | 3,817 | 39.4 | 6  | 32    | 60 | 0     |
| 1990 | BRYAN WAGNER    | 74  | 2,879 | 38.9 | 2  | 13    | 65 | 4     |
| 1991 | BRIAN HANSEN    | 80  | 3,397 | 42.5 | 6  | 20    | 65 | 0     |
| 1992 | BRIAN HANSEN    | 74  | 3,083 | 41.7 | 7  | 28    | 73 | 1     |
| 1993 | BRIAN HANSEN    | 82  | 3,632 | 44.3 | 10 | 15    | 72 | 2     |
| 1994 | TOM TUPA        | 80  | 3,211 | 40.1 | 8  | 27    | 65 | 0     |
| 1995 | TOM TUPA        | 65  | 2,831 | 43.6 | 9  | 18    | 64 | 0     |
| 1999 | CHRIS GARDOCKI  | 106 | 4,645 | 43.8 | 11 | 20    | 61 | 0     |
| 2000 | CHRIS GARDOCKI  | 108 | 4,919 | 45.5 | 5  | 25    | 67 | 0     |
| 2001 | CHRIS GARDOCKI  | 99  | 4,249 | 42.9 | 9  | 25    | 69 | 0     |
| 2002 | CHRIS GARDOCKI  | 81  | 3,388 | 41.8 | 6  | 27    | 59 | 0     |
| 2003 | CHRIS GARDOCKI  | 72  | 3,019 | 41.9 | 10 | 18    | 60 | 0     |
| 2004 | DERRICK FROST*  | 85  | 3,404 | 40.0 | 4  | 24    | 54 | 0     |
| 2005 | KYLE RICHARDSON | 78  | 3,181 | 40.8 | 9  | 22    | 61 | 0     |
| 2006 | DAVE ZASTUDIL   | 81  | 3,563 | 44.0 | 7  | 28    | 61 | 0     |
| 2007 | DAVE ZASTUDIL   | 49  | 2,046 | 41.8 | 4  | 14    | 64 | 0     |
| 2008 | DAVE ZASTUDIL   | 75  | 3,410 | 45.5 | 11 | 23    | 65 | 0     |
| 2009 | DAVE ZASTUDIL   | 49  | 2,188 | 44.7 | 5  | 25    | 60 | 0     |
| 2010 | REGGIE HODGES   | 78  | 3,424 | 43.9 | 5  | 29    | 59 | 0     |
| 2011 | BRAD MAYNARD    | 81  | 3,282 | 40.5 | 1  | 32    | 63 | 0     |
| 2012 | REGGIE HODGES   | 90  | 3,766 | 41.8 | 4  | 29    | 58 | 0     |
| 2013 | SPENCER LANNING | 84  | 3,679 | 43.8 | 5  | 28    | 59 | 1     |
| 2014 | SPENCER LANNING | 93  | 4,119 | 44.3 | 9  | 25    | 59 | 0     |
| 2015 | ANDY LEE        | 70  | 3,270 | 46.7 | 4  | 25    | 67 | 0     |

\*Denotes Rookie

## PUNT RETURN YARDAGE

| YEAR | PLAYER             | NO | FC | YARDS | AVG  | LG  | TD |
|------|--------------------|----|----|-------|------|-----|----|
| 1950 | DON PHELPS*        | 13 | 0  | 174   | 13.4 | 541 | 1  |
| 1951 | KEN CARPENTER      | 14 | 0  | 173   | 12.4 | 49  | 0  |
| 1952 | RAY RENFRO*        | 22 | 0  | 169   | 7.7  | 34  | 0  |
| 1953 | BILLY REYNOLDS*    | 18 | 0  | 111   | 6.2  | 28  | 0  |
| 1954 | BILLY REYNOLDS     | 25 | 0  | 138   | 5.5  | 39  | 0  |
| 1955 | DON PAUL           | 19 | 0  | 148   | 7.8  | 601 | 1  |
| 1956 | KEN KONZ           | 13 | 0  | 187   | 14.4 | 651 | 1  |
| 1957 | BILLY REYNOLDS     | 24 | 0  | 114   | 4.8  | 23  | 0  |
| 1958 | BOBBY MITCHELL*    | 14 | 0  | 165   | 11.8 | 681 | 1  |
| 1959 | BOBBY MITCHELL     | 17 | 0  | 177   | 10.4 | 781 | 1  |
| 1960 | JIM SHOFNER        | 11 | 0  | 105   | 9.5  | 36  | 0  |
| 1961 | BOBBY MITCHELL     | 14 | 2  | 164   | 11.7 | 641 | 1  |
| 1962 | HOWARD CASSADY     | 7  | 0  | 47    | 6.7  | 13  | 0  |
| 1963 | JIM SHORTER        | 7  | 2  | 134   | 19.1 | 52  | 0  |
| 1964 | LEROY KELLY*       | 9  | 7  | 171   | 19.0 | 681 | 1  |
| 1965 | LEROY KELLY        | 17 | 6  | 265   | 15.6 | 671 | 2  |
| 1966 | LEROY KELLY        | 13 | 6  | 104   | 8.0  | 52  | 0  |
| 1967 | BEN DAVIS*         | 18 | 7  | 229   | 12.7 | 521 | 1  |
| 1968 | CHARLES LEIGH*     | 14 | 2  | 76    | 5.4  | 29  | 0  |
| 1969 | WALT SUMNER*       | 9  | 11 | 72    | 8.0  | 21  | 0  |
| 1970 | REECE MORRISON     | 15 | 2  | 133   | 8.9  | 34  | 0  |
| 1971 | LEROY KELLY        | 30 | 4  | 292   | 9.7  | 74  | 0  |
| 1972 | BOBBY MAJORS*      | 16 | 6  | 96    | 6.0  | 41  | 0  |
| 1973 | GREG PRUITT*       | 16 | 3  | 180   | 11.3 | 46  | 0  |
| 1974 | GREG PRUITT        | 27 | 0  | 349   | 12.9 | 72  | 0  |
| 1975 | GREG PRUITT        | 13 | 1  | 130   | 10.0 | 30  | 0  |
| 1976 | STEVE HOLDEN       | 31 | 2  | 205   | 6.6  | 38  | 0  |
| 1977 | ROLAND WOLSEY      | 32 | 3  | 290   | 9.1  | 44  | 0  |
| 1978 | KEITH WRIGHT*      | 37 | 16 | 288   | 7.8  | 42  | 0  |
| 1979 | DINO HALL*         | 29 | 5  | 295   | 10.2 | 47  | 0  |
| 1980 | KEITH WRIGHT       | 29 | 4  | 129   | 4.4  | 15  | 0  |
| 1981 | DINO HALL          | 33 | 6  | 248   | 7.5  | 40  | 0  |
| 1982 | DWIGHT WALKER*     | 19 | 6  | 101   | 5.3  | 14  | 0  |
| 1983 | DINO HALL          | 39 | 12 | 284   | 7.3  | 19  | 0  |
| 1984 | BRIAN BRENNAN*     | 25 | 10 | 199   | 8.0  | 19  | 0  |
| 1985 | CLARENCE WEATHERS  | 28 | 4  | 218   | 7.8  | 16  | 0  |
| 1986 | GERALD MCNEIL*     | 40 | 10 | 348   | 8.7  | 841 | 1  |
| 1987 | GERALD MCNEIL      | 34 | 9  | 386   | 11.4 | 40  | 0  |
| 1988 | GERALD MCNEIL      | 38 | 6  | 315   | 8.3  | 32  | 0  |
| 1989 | GERALD MCNEIL      | 49 | 15 | 496   | 10.1 | 49  | 0  |
| 1990 | STEFON ADAMS       | 13 | 4  | 81    | 6.2  | 25  | 0  |
| 1991 | WEBSTER SLAUGHTER  | 17 | 3  | 112   | 6.6  | 17  | 0  |
| 1992 | ERIC METCALF       | 44 | 10 | 429   | 9.8  | 751 | 1  |
| 1993 | ERIC METCALF       | 36 | 11 | 464   | 12.9 | 911 | 2  |
| 1994 | ERIC METCALF       | 35 | 5  | 348   | 9.9  | 921 | 2  |
| 1995 | DERRICK ALEXANDER  | 9  | 0  | 122   | 13.6 | 691 | 1  |
| 1999 | KEVIN JOHNSON*     | 19 | 10 | 128   | 6.7  | 15  | 0  |
| 2000 | DENNIS NORTH CUTT* | 27 | 12 | 289   | 10.7 | 30  | 0  |
| 2001 | KEVIN JOHNSON      | 14 | 6  | 117   | 8.4  | 24  | 0  |
| 2002 | DENNIS NORTH CUTT  | 25 | 10 | 367   | 14.7 | 871 | 2  |
| 2003 | DENNIS NORTH CUTT  | 36 | 10 | 295   | 8.2  | 38  | 0  |
| 2004 | DENNIS NORTH CUTT  | 36 | 12 | 432   | 12.0 | 44  | 0  |
| 2005 | DENNIS NORTH CUTT  | 35 | 13 | 368   | 10.5 | 621 | 1  |
| 2006 | DENNIS NORTH CUTT  | 28 | 13 | 312   | 11.1 | 81  | 0  |
| 2007 | JOSHUA CRIBBS      | 30 | 10 | 405   | 13.5 | 761 | 1  |
| 2008 | JOSHUA CRIBBS      | 28 | 7  | 228   | 8.1  | 32  | 0  |
| 2009 | JOSHUA CRIBBS      | 38 | 3  | 452   | 11.9 | 671 | 1  |
| 2010 | JOSHUA CRIBBS      | 20 | 6  | 168   | 8.4  | 17  | 0  |
| 2011 | JOSHUA CRIBBS      | 34 | 8  | 388   | 11.4 | 841 | 1  |
| 2012 | JOSHUA CRIBBS      | 38 | 8  | 457   | 12.0 | 60  | 1  |
| 2013 | TRAVIS BENJAMIN    | 22 | 7  | 257   | 11.7 | 791 | 1  |
| 2014 | TRAVIS BENJAMIN    | 15 | 8  | 127   | 8.5  | 37  | 0  |
| 2015 | TRAVIS BENJAMIN    | 28 | 10 | 324   | 11.6 | 781 | 1  |

\*Denotes Rookie

STAFF

PLAYERS

2015 SEASON

HISTORY

RECORDS

GAME DAY

## KICKOFF RETURN YARDAGE

| YEAR | PLAYER             | NO | YARDS | AVG  | LG   | TD |
|------|--------------------|----|-------|------|------|----|
| 1950 | DON PHELPS*        | 12 | 325   | 27.1 | 61   | 0  |
| 1951 | KEN CARPENTER      | 9  | 196   | 21.8 | 48   | 0  |
| 1952 | KEN CARPENTER      | 11 | 234   | 21.3 | 40   | 0  |
| 1953 | KEN CARPENTER      | 16 | 367   | 22.9 | 40   | 0  |
| 1954 | BILLY REYNOLDS     | 14 | 413   | 29.5 | 51   | 0  |
| 1955 | ROBERT SMITH*      | 13 | 320   | 24.6 | 47   | 0  |
| 1956 | PRESTON CARPENTER* | 15 | 381   | 25.4 | 42   | 0  |
| 1957 | MILTON CAMPBELL*   | 11 | 263   | 23.9 | 36   | 0  |
| 1958 | BOBBY MITCHELL*    | 18 | 454   | 25.2 | 98t  | 1  |
| 1959 | BOBBY MITCHELL     | 11 | 236   | 21.5 | 31   | 0  |
| 1960 | BOBBY MITCHELL     | 17 | 432   | 25.4 | 90t  | 1  |
| 1961 | BOBBY MITCHELL     | 16 | 428   | 26.8 | 91t  | 1  |
| 1962 | TOM WILSON         | 11 | 307   | 27.9 | 46   | 0  |
| 1963 | CHARLIE SCALES     | 16 | 432   | 27.0 | 50   | 0  |
| 1964 | WALTER ROBERTS*    | 24 | 661   | 27.5 | 60   | 0  |
| 1965 | LEROY KELLY        | 24 | 621   | 25.9 | 51   | 0  |
| 1966 | WALTER ROBERTS     | 20 | 454   | 22.7 | 57   | 0  |
| 1967 | BEN DAVIS*         | 27 | 708   | 26.2 | 63   | 0  |
| 1968 | CHARLES LEIGH*     | 14 | 322   | 23.0 | 41   | 0  |
| 1969 | BO SCOTT           | 25 | 722   | 28.9 | 65   | 0  |
| 1970 | HOMER JONES        | 29 | 739   | 25.5 | 94t  | 1  |
| 1971 | KEN BROWN          | 15 | 330   | 22.0 | 35   | 0  |
| 1972 | KEN BROWN          | 20 | 473   | 23.6 | 47   | 0  |
| 1973 | GREG PRUITT*       | 16 | 453   | 28.3 | 54   | 0  |
| 1974 | GREG PRUITT        | 22 | 606   | 27.5 | 88t  | 1  |
| 1975 | BILLY LEFEAR       | 13 | 412   | 31.7 | 92   | 0  |
| 1976 | STEVE HOLDEN       | 19 | 461   | 24.3 | 44   | 0  |
| 1977 | BRIAN DUNCAN       | 15 | 298   | 19.9 | 36   | 0  |
| 1978 | KEITH WRIGHT*      | 30 | 789   | 26.3 | 86   | 0  |
| 1979 | DINO HALL*         | 50 | 1,014 | 20.3 | 33   | 0  |
| 1980 | DINO HALL          | 32 | 691   | 21.6 | 40   | 0  |
| 1981 | DINO HALL          | 36 | 813   | 22.6 | 48   | 0  |
| 1982 | DINO HALL          | 22 | 430   | 19.5 | 32   | 0  |
| 1983 | DWIGHT WALKER      | 29 | 627   | 21.6 | 38   | 0  |
| 1984 | EARNEST BYNER*     | 22 | 415   | 18.9 | 28   | 0  |
| 1985 | GLEN YOUNG         | 35 | 898   | 25.7 | 63   | 0  |
| 1986 | GERALD MCNEIL*     | 47 | 997   | 21.2 | 100t | 1  |
| 1987 | GLEN YOUNG         | 18 | 412   | 22.9 | 44   | 0  |
| 1988 | GLEN YOUNG         | 29 | 635   | 21.9 | 34   | 0  |
| 1989 | ERIC METCALF*      | 31 | 718   | 23.2 | 49   | 0  |
| 1990 | ERIC METCALF       | 52 | 1,052 | 20.2 | 101t | 2  |
| 1991 | ERIC METCALF       | 23 | 351   | 15.3 | 24   | 0  |
| 1992 | RANDY BALDWIN      | 30 | 675   | 22.5 | 47   | 0  |
| 1993 | RANDY BALDWIN      | 24 | 444   | 18.5 | 31   | 0  |
| 1994 | RANDY BALDWIN      | 28 | 753   | 26.9 | 85t  | 1  |
| 1995 | EARNEST HUNTER*    | 23 | 508   | 22.1 | 37   | 0  |
| 1999 | RONNIE POWELL*     | 44 | 986   | 22.4 | 43   | 0  |
| 2000 | JAMEL WHITE*       | 43 | 935   | 21.7 | 40   | 0  |
| 2001 | BEN GAY*           | 23 | 513   | 22.3 | 42   | 0  |
| 2002 | ANDRE DAVIS*       | 50 | 1,068 | 21.4 | 95t  | 1  |
| 2003 | ANDRE DAVIS        | 38 | 803   | 21.1 | 69   | 0  |
| 2004 | RICHARD ALSTON*    | 46 | 1,016 | 22.1 | 93t  | 1  |
| 2005 | JOSHUA CRIBBS*     | 45 | 1,094 | 24.3 | 90t  | 1  |
| 2006 | JOSHUA CRIBBS      | 61 | 1,494 | 24.5 | 92t  | 1  |
| 2007 | JOSHUA CRIBBS      | 59 | 1,809 | 30.7 | 100t | 2  |
| 2008 | JOSHUA CRIBBS      | 44 | 1,110 | 25.2 | 92t  | 1  |
| 2009 | JOSHUA CRIBBS      | 56 | 1,542 | 27.5 | 103t | 3  |
| 2010 | JOSHUA CRIBBS      | 40 | 814   | 20.4 | 37   | 0  |
| 2011 | JOSHUA CRIBBS      | 39 | 974   | 25.0 | 63   | 0  |
| 2012 | JOSHUA CRIBBS      | 43 | 1,178 | 27.4 | 74   | 0  |
| 2013 | FOZZY WHITTAKER    | 23 | 482   | 21.0 | 56   | 0  |
| 2014 | MARLON MOORE       | 13 | 322   | 24.8 | 32   | 0  |
| 2015 | JUSTIN GILBERT     | 12 | 339   | 28.3 | 40   | 0  |

\*Denotes Rookie

## ALL-TIME 100-YARD RUSHING GAMES

| DATE       | OPPONENT                     | PLAYER             | ATT, YARDS         |
|------------|------------------------------|--------------------|--------------------|
| 9/24/1950  | at Baltimore Colts           | Ken Carpenter*     | 3 Att., 100 Yards  |
| 10/29/1950 | vs. Pittsburgh Steelers      | Marion Motley      | 11 Att., 188 Yards |
| 11/12/1950 | vs. San Francisco 49ers      | Marion Motley      | 21 Att., 114 Yards |
| 11/19/1950 | vs. Washington Redskins      | Marion Motley      | 27 Att., 178 Yards |
| 10/7/1951  | at Los Angeles Rams          | Marion Motley      | 13 Att., 106 Yards |
| 10/7/1951  | at Los Angeles Rams          | Dub Jones          | 15 Att., 110 Yards |
| 10/21/1951 | vs. Pittsburgh Steelers      | Emerson Cole       | 17 Att., 126 Yards |
| 11/4/1951  | at Chicago Cardinals         | Ken Carpenter      | 18 Att., 118 Yards |
| 11/25/1951 | vs. Chicago Bears            | Dub Jones          | 9 Att., 116 Yards  |
| 9/28/1952  | vs. Los Angeles Rams         | Ken Carpenter      | 16 Att., 145 Yards |
| 11/30/1952 | at Washington Redskins       | Harry Jagade       | 16 Att., 147 Yards |
| 12/28/1952 | vs. Detroit Lions (playoffs) | Harry Jagade       | 15 Att., 104 Yards |
| 10/18/1953 | at Washington Redskins       | Ray Renfro         | 7 Att., 101 Yards  |
| 12/27/1953 | at Detroit Lions (playoffs)  | Harry Jagade       | 15 Att., 102 Yards |
| 9/25/1955  | vs. Washington Redskins      | Fred Morrison      | 15 Att., 117 Yards |
| 10/30/1955 | at Chicago Cardinals         | Ed Modzelewski     | 28 Att., 121 Yards |
| 11/20/1955 | vs. Pittsburgh Steelers      | Fred Morrison      | 17 Att., 140 Yards |
| 12/4/1955  | at Pittsburgh Steelers       | Fred Morrison      | 13 Att., 104 Yards |
| 11/18/1956 | at Philadelphia Eagles       | Preston Carpenter* | 24 Att., 133 Yards |
| 12/2/1956  | vs. Philadelphia Eagles      | Preston Carpenter* | 23 Att., 116 Yards |
| 12/9/1956  | at New York Giants           | Fred Morrison      | 19 Att., 112 Yards |
| 11/3/1957  | vs. Washington Redskins      | Jim Brown*         | 21 Att., 109 Yards |
| 11/24/1957 | vs. Los Angeles Rams         | Jim Brown*         | 31 Att., 237 Yards |
| 12/15/1957 | at New York Giants           | Lew Carpenter      | 22 Att., 117 Yards |
| 9/28/1958  | at Los Angeles Rams          | Jim Brown          | 24 Att., 171 Yards |
| 10/5/1958  | at Pittsburgh Steelers       | Jim Brown          | 17 Att., 129 Yards |
| 10/12/1958 | vs. Chicago Cardinals        | Jim Brown          | 34 Att., 182 Yards |
| 10/12/1958 | vs. Chicago Cardinals        | Bobby Mitchell*    | 11 Att., 147 Yards |
| 10/19/1958 | vs. Pittsburgh Steelers      | Jim Brown          | 19 Att., 153 Yards |
| 10/19/1958 | vs. Pittsburgh Steelers      | Bobby Mitchell*    | 13 Att., 108 Yards |
| 10/26/1958 | at Chicago Cardinals         | Jim Brown          | 24 Att., 180 Yards |
| 11/2/1958  | vs. New York Giants          | Jim Brown          | 13 Att., 113 Yards |
| 11/16/1958 | at Washington Redskins       | Jim Brown          | 27 Att., 152 Yards |
| 12/1/1958  | at Philadelphia Eagles       | Lew Carpenter      | 21 Att., 100 Yards |
| 12/1/1958  | at Philadelphia Eagles       | Jim Brown          | 21 Att., 138 Yards |
| 12/14/1958 | at New York Giants           | Jim Brown          | 26 Att., 148 Yards |
| 10/4/1959  | at Chicago Cardinals         | Jim Brown          | 37 Att., 147 Yards |
| 10/18/1959 | vs. Chicago Cardinals        | Jim Brown          | 27 Att., 123 Yards |
| 10/25/1959 | vs. Washington Redskins      | Jim Brown          | 17 Att., 122 Yards |
| 11/1/1959  | at Baltimore Colts           | Jim Brown          | 32 Att., 178 Yards |
| 11/8/1959  | vs. Philadelphia Eagles      | Jim Brown          | 29 Att., 125 Yards |
| 11/15/1959 | at Washington Redskins       | Bobby Mitchell     | 14 Att., 232 Yards |
| 11/22/1959 | vs. Pittsburgh Steelers      | Jim Brown          | 15 Att., 111 Yards |
| 11/29/1959 | vs. San Francisco 49ers      | Jim Brown          | 28 Att., 114 Yards |
| 12/13/1959 | at Philadelphia Eagles       | Jim Brown          | 33 Att., 152 Yards |
| 12/13/1959 | at Philadelphia Eagles       | Bobby Mitchell     | 24 Att., 127 Yards |
| 9/25/1960  | at Philadelphia Eagles       | Bobby Mitchell     | 14 Att., 156 Yards |
| 9/25/1960  | at Philadelphia Eagles       | Jim Brown          | 24 Att., 153 Yards |
| 10/23/1960 | vs. Philadelphia Eagles      | Jim Brown          | 22 Att., 167 Yards |
| 11/13/1960 | vs. St. Louis Cardinals      | Jim Brown          | 28 Att., 173 Yards |
| 11/27/1960 | at St. Louis Cardinals       | Jim Brown          | 24 Att., 132 Yards |
| 12/4/1960  | vs. Washington Redskins      | Jim Brown          | 15 Att., 135 Yards |
| 12/11/1960 | vs. Chicago Bears            | Jim Brown          | 22 Att., 100 Yards |
| 12/15/1960 | at New York Giants           | Jim Brown          | 14 Att., 110 Yards |
| 10/22/1961 | at Pittsburgh Steelers       | Bobby Mitchell     | 14 Att., 119 Yards |
| 10/22/1961 | at Pittsburgh Steelers       | Jim Brown          | 29 Att., 114 Yards |
| 10/29/1961 | at St. Louis Cardinals       | Jim Brown          | 28 Att., 109 Yards |
| 10/29/1961 | at St. Louis Cardinals       | Bobby Mitchell     | 19 Att., 104 Yards |
| 11/5/1961  | vs. Pittsburgh Steelers      | Jim Brown          | 18 Att., 110 Yards |
| 11/12/1961 | at Washington Redskins       | Jim Brown          | 20 Att., 133 Yards |
| 11/19/1961 | vs. Philadelphia Eagles      | Jim Brown          | 34 Att., 237 Yards |
| 12/3/1961  | at Dallas Cowboys            | Bobby Mitchell     | 12 Att., 140 Yards |
| 12/17/1961 | at New York Giants           | Jim Brown          | 24 Att., 102 Yards |
| 9/16/1962  | vs. New York Giants          | Jim Brown          | 17 Att., 134 Yards |
| 11/25/1962 | vs. Pittsburgh Steelers      | Jim Brown          | 19 Att., 110 Yards |
| 12/15/1962 | at San Francisco 49ers       | Jim Brown          | 22 Att., 135 Yards |
| 9/15/1963  | vs. Washington Redskins      | Jim Brown          | 15 Att., 162 Yards |
| 9/22/1963  | at Dallas Cowboys            | Jim Brown          | 20 Att., 232 Yards |
| 10/5/1963  | vs. Pittsburgh Steelers      | Jim Brown          | 21 Att., 175 Yards |
| 10/13/1963 | at New York Giants           | Jim Brown          | 23 Att., 123 Yards |
| 10/20/1963 | vs. Philadelphia Eagles      | Jim Brown          | 25 Att., 144 Yards |
| 11/3/1963  | at Philadelphia Eagles       | Jim Brown          | 28 Att., 223 Yards |
| 11/17/1963 | vs. St. Louis Cardinals      | Jim Brown          | 22 Att., 154 Yards |
| 12/1/1963  | at St. Louis Cardinals       | Jim Brown          | 29 Att., 179 Yards |
| 12/15/1963 | at Washington Redskins       | Jim Brown          | 28 Att., 125 Yards |
| 9/27/1964  | at Philadelphia Eagles       | Jim Brown          | 25 Att., 104 Yards |
| 10/18/1964 | at Dallas Cowboys            | Jim Brown          | 26 Att., 188 Yards |
| 11/1/1964  | at Pittsburgh Steelers       | Jim Brown          | 23 Att., 149 Yards |

STAFF

PLAYERS

2015 SEASON

HISTORY

RECORDS

GAME DAY

| DATE       | OPPONENT                       | PLAYER         | ATT. YARDS         |
|------------|--------------------------------|----------------|--------------------|
| 11/8/1964  | vs. Washington Redskins        | Jim Brown      | 18 Att., 121 Yards |
| 11/15/1964 | vs. Detroit Lions              | Jim Brown      | 24 Att., 147 Yards |
| 11/29/1964 | vs. Philadelphia Eagles        | Jim Brown      | 22 Att., 133 Yards |
| 12/27/1964 | vs. Baltimore Colts (playoffs) | Jim Brown      | 27 Att., 114 Yards |
| 9/26/1965  | vs. St. Louis Cardinals        | Jim Brown      | 17 Att., 110 Yards |
| 10/3/1965  | at Philadelphia Eagles         | Jim Brown      | 27 Att., 133 Yards |
| 10/9/1965  | vs. Pittsburgh Steelers        | Jim Brown      | 29 Att., 168 Yards |
| 11/7/1965  | vs. Philadelphia Eagles        | Jim Brown      | 20 Att., 131 Yards |
| 11/14/1965 | vs. New York Giants            | Jim Brown      | 20 Att., 156 Yards |
| 11/28/1965 | at Pittsburgh Steelers         | Jim Brown      | 20 Att., 146 Yards |
| 12/5/1965  | vs. Washington Redskins        | Jim Brown      | 27 Att., 141 Yards |
| 9/25/1966  | vs. St. Louis Cardinals        | Leroy Kelly    | 19 Att., 109 Yards |
| 10/2/1966  | at New York Giants             | Leroy Kelly    | 20 Att., 138 Yards |
| 10/8/1966  | vs. Pittsburgh Steelers        | Ernie Green    | 16 Att., 103 Yards |
| 10/8/1966  | vs. Pittsburgh Steelers        | Leroy Kelly    | 19 Att., 113 Yards |
| 11/20/1966 | vs. Washington Redskins        | Leroy Kelly    | 14 Att., 100 Yards |
| 11/24/1966 | at Dallas Cowboys              | Leroy Kelly    | 15 Att., 115 Yards |
| 12/4/1966  | vs. New York Giants            | Leroy Kelly    | 13 Att., 126 Yards |
| 9/24/1967  | at Detroit Lions               | Leroy Kelly    | 16 Att., 141 Yards |
| 10/1/1967  | at New Orleans Saints          | Leroy Kelly    | 20 Att., 110 Yards |
| 10/7/1967  | vs. Pittsburgh Steelers        | Ernie Green    | 11 Att., 108 Yards |
| 10/22/1967 | vs. Chicago Bears              | Leroy Kelly    | 18 Att., 111 Yards |
| 11/19/1967 | vs. Minnesota Vikings          | Leroy Kelly    | 26 Att., 123 Yards |
| 11/26/1967 | vs. Washington Redskins        | Leroy Kelly    | 20 Att., 163 Yards |
| 9/15/1968  | at New Orleans Saints          | Leroy Kelly    | 20 Att., 107 Yards |
| 10/5/1968  | vs. Pittsburgh Steelers        | Leroy Kelly    | 25 Att., 128 Yards |
| 10/20/1968 | at Baltimore Colts             | Leroy Kelly    | 30 Att., 130 Yards |
| 10/27/1968 | vs. Atlanta Falcons            | Leroy Kelly    | 19 Att., 112 Yards |
| 11/3/1968  | at San Francisco 49ers         | Leroy Kelly    | 27 Att., 174 Yards |
| 11/10/1968 | vs. New Orleans Saints         | Leroy Kelly    | 17 Att., 127 Yards |
| 11/24/1968 | vs. Philadelphia Eagles        | Leroy Kelly    | 20 Att., 108 Yards |
| 9/21/1969  | at Philadelphia Eagles         | Ron Johnson*   | 17 Att., 118 Yards |
| 9/28/1969  | vs. Washington Redskins        | Reece Morrison | 23 Att., 130 Yards |
| 11/23/1969 | vs. New York Giants            | Leroy Kelly    | 18 Att., 124 Yards |
| 12/7/1969  | vs. Green Bay Packers          | Leroy Kelly    | 22 Att., 151 Yards |
| 10/18/1970 | vs. Detroit Lions              | Leroy Kelly    | 24 Att., 106 Yards |
| 11/8/1970  | at Oakland Raiders             | Bo Scott       | 14 Att., 101 Yards |
| 12/7/1970  | at Houston Oilers              | Leroy Kelly    | 20 Att., 108 Yards |
| 11/7/1971  | at Pittsburgh Steelers         | Leroy Kelly    | 22 Att., 102 Yards |
| 11/21/1971 | vs. New England Patriots       | Leroy Kelly    | 23 Att., 113 Yards |
| 11/28/1971 | at Houston Oilers              | Leroy Kelly    | 23 Att., 107 Yards |
| 12/5/1971  | vs. Cincinnati Bengals         | Leroy Kelly    | 23 Att., 127 Yards |
| 11/19/1972 | vs. Pittsburgh Steelers        | Leroy Kelly    | 21 Att., 107 Yards |
| 12/2/1973  | at Kansas City Chiefs          | Greg Pruitt*   | 15 Att., 110 Yards |
| 12/15/1974 | at Houston Oilers              | Greg Pruitt    | 15 Att., 102 Yards |
| 11/16/1975 | at Oakland Raiders             | Greg Pruitt    | 12 Att., 103 Yards |
| 11/23/1975 | vs. Cincinnati Bengals         | Greg Pruitt    | 17 Att., 121 Yards |
| 12/14/1975 | vs. Kansas City Chiefs         | Greg Pruitt    | 26 Att., 214 Yards |
| 9/12/1976  | vs. New York Jets              | Greg Pruitt    | 17 Att., 124 Yards |
| 10/17/1976 | at Atlanta Falcons             | Greg Pruitt    | 26 Att., 191 Yards |
| 10/31/1976 | at Cincinnati Bengals          | Greg Pruitt    | 18 Att., 124 Yards |
| 9/26/1977  | vs. New England Patriots       | Greg Pruitt    | 26 Att., 151 Yards |
| 10/23/1977 | at Buffalo Bills               | Cleo Miller    | 21 Att., 117 Yards |
| 10/30/1977 | vs. Kansas City Chiefs         | Greg Pruitt    | 18 Att., 153 Yards |
| 11/13/1977 | at Pittsburgh Steelers         | Greg Pruitt    | 19 Att., 108 Yards |
| 12/18/1977 | at Seattle Seahawks            | Greg Pruitt    | 22 Att., 127 Yards |
| 9/3/1978   | vs. San Francisco 49ers        | Greg Pruitt    | 22 Att., 106 Yards |
| 9/10/1978  | vs. Cincinnati Bengals         | Greg Pruitt    | 22 Att., 120 Yards |
| 10/29/1978 | vs. Buffalo Bills              | Mike Pruitt    | 21 Att., 173 Yards |
| 12/3/1978  | at Seattle Seahawks            | Greg Pruitt    | 12 Att., 113 Yards |
| 12/10/1978 | vs. New York Jets              | Greg Pruitt    | 21 Att., 138 Yards |
| 12/17/1978 | at Cincinnati Bengals          | Greg Pruitt    | 22 Att., 182 Yards |
| 10/21/1979 | vs. Cincinnati Bengals         | Mike Pruitt    | 19 Att., 135 Yards |
| 11/4/1979  | at Philadelphia Eagles         | Mike Pruitt    | 17 Att., 104 Yards |
| 11/11/1979 | vs. Seattle Seahawks           | Mike Pruitt    | 15 Att., 141 Yards |
| 12/2/1979  | vs. Houston Oilers             | Mike Pruitt    | 25 Att., 111 Yards |
| 12/9/1979  | at Oakland Raiders             | Mike Pruitt    | 20 Att., 149 Yards |
| 10/12/1980 | at Seattle Seahawks            | Mike Pruitt    | 24 Att., 116 Yards |
| 11/3/1980  | vs. Chicago Bears              | Mike Pruitt    | 27 Att., 129 Yards |
| 11/9/1980  | at Baltimore Colts             | Mike Pruitt    | 18 Att., 103 Yards |
| 12/3/1981  | at Houston Oilers              | Mike Pruitt    | 32 Att., 155 Yards |
| 9/12/1982  | at Seattle Seahawks            | Mike Pruitt    | 30 Att., 136 Yards |
| 9/11/1983  | at Detroit Lions               | Mike Pruitt    | 24 Att., 137 Yards |
| 10/2/1983  | vs. Seattle Seahawks           | Mike Pruitt    | 24 Att., 107 Yards |
| 10/16/1983 | at Pittsburgh Steelers         | Boyce Green*   | 28 Att., 137 Yards |
| 11/20/1983 | at New England Patriots        | Mike Pruitt    | 24 Att., 136 Yards |
| 11/27/1983 | vs. Baltimore Colts            | Mike Pruitt    | 24 Att., 110 Yards |
| 12/11/1983 | at Houston Oilers              | Mike Pruitt    | 30 Att., 153 Yards |
| 11/4/1984  | at Buffalo Bills               | Boyce Green    | 29 Att., 156 Yards |
| 11/18/1984 | at Atlanta Falcons             | Boyce Green    | 30 Att., 121 Yards |

| DATE       | OPPONENT                          | PLAYER            | ATT, YARDS         |
|------------|-----------------------------------|-------------------|--------------------|
| 12/9/1984  | at Pittsburgh Steelers            | Earnest Byner*    | 15 Att., 103 Yards |
| 12/16/1984 | at Houston Oilers                 | Earnest Byner*    | 21 Att., 188 Yards |
| 9/29/1985  | at San Diego Chargers             | Kevin Mack        | 16 Att., 130 Yards |
| 10/6/1985  | vs. New England Patriots          | Kevin Mack        | 20 Att., 115 Yards |
| 11/17/1985 | vs. Buffalo Bills                 | Earnest Byner     | 15 Att., 109 Yards |
| 11/24/1985 | vs. Cincinnati Bengals            | Kevin Mack        | 14 Att., 117 Yards |
| 12/22/1985 | at New York Jets                  | Earnest Byner     | 15 Att., 101 Yards |
| 1/4/1986   | at Miami Dolphins (playoffs)      | Earnest Byner     | 16 Att., 161 Yards |
| 10/26/1986 | at Minnesota Vikings              | Curtis Dickey     | 19 Att., 106 Yards |
| 11/23/1986 | vs. Pittsburgh Steelers           | Kevin Mack        | 24 Att., 106 Yards |
| 11/30/1986 | vs. Houston Oilers                | Kevin Mack        | 28 Att., 121 Yards |
| 10/4/1987  | at New England Patriots           | Larry Mason*      | 32 Att., 133 Yards |
| 11/22/1987 | at Houston Oilers                 | Kevin Mack        | 26 Att., 114 Yards |
| 12/13/1987 | vs. Cincinnati Bengals            | Kevin Mack        | 27 Att., 133 Yards |
| 1/9/1988   | vs. Indianapolis Colts (playoffs) | Earnest Byner     | 23 Att., 122 Yards |
| 10/16/1988 | vs. Philadelphia Eagles           | Kevin Mack        | 16 Att., 100 Yards |
| 11/27/1988 | at Washington Redskins            | Kevin Mack        | 22 Att., 116 Yards |
| 9/19/1993  | at Los Angeles Raiders            | Tommy Vardell     | 14 Att., 104 Yards |
| 11/6/1994  | vs. New England Patriots          | Leroy Hoard       | 21 Att., 123 Yards |
| 11/27/1994 | vs. Houston Oilers                | Leroy Hoard       | 23 Att., 103 Yards |
| 12/17/1995 | vs. Cincinnati Bengals            | Earnest Byner     | 31 Att., 121 Yards |
| 9/23/2001  | vs. Detroit Lions                 | James Jackson*    | 31 Att., 124 Yards |
| 12/23/2001 | at Green Bay Packers              | Jamel White       | 21 Att., 131 Yards |
| 9/29/2002  | at Pittsburgh Steelers            | Jamel White       | 16 Att., 105 Yards |
| 11/24/2002 | at New Orleans Saints             | William Green*    | 28 Att., 114 Yards |
| 12/8/2002  | at Jacksonville Jaguars           | William Green*    | 26 Att., 119 Yards |
| 12/29/2002 | vs. Atlanta Falcons               | William Green*    | 27 Att., 178 Yards |
| 10/5/2003  | at Pittsburgh Steelers            | William Green     | 33 Att., 115 Yards |
| 10/12/2003 | vs. Oakland Raiders               | William Green     | 26 Att., 145 Yards |
| 12/8/2003  | vs. St. Louis Rams                | Jamel White       | 16 Att., 101 Yards |
| 12/28/2003 | at Cincinnati Bengals             | Lee Suggs*        | 26 Att., 186 Yards |
| 10/17/2004 | vs. Cincinnati Bengals            | William Green     | 25 Att., 115 Yards |
| 12/19/2004 | vs. San Diego Chargers            | Lee Suggs         | 21 Att., 105 Yards |
| 12/26/2004 | at Miami Dolphins                 | Lee Suggs         | 38 Att., 143 Yards |
| 1/2/2005   | at Houston Texans                 | Lee Suggs         | 26 Att., 131 Yards |
| 10/23/2005 | vs. Detroit Lions                 | Reuben Droughns   | 19 Att., 100 Yards |
| 11/6/2005  | vs. Tennessee Titans              | Reuben Droughns   | 20 Att., 116 Yards |
| 11/20/2005 | vs. Miami Dolphins                | Reuben Droughns   | 30 Att., 166 Yards |
| 10/1/2006  | at Oakland Raiders                | Reuben Droughns   | 25 Att., 100 Yards |
| 10/29/2006 | vs. New York Jets                 | Reuben Droughns   | 33 Att., 125 Yards |
| 9/16/2007  | vs. Cincinnati Bengals            | Jamal Lewis       | 27 Att., 216 Yards |
| 11/25/2007 | vs. Houston Texans                | Jamal Lewis       | 29 Att., 134 Yards |
| 12/9/2007  | at New York Jets                  | Jamal Lewis       | 21 Att., 118 Yards |
| 12/16/2007 | vs. Buffalo Bills                 | Jamal Lewis       | 33 Att., 163 Yards |
| 12/30/2007 | vs. San Francisco 49ers           | Jamal Lewis       | 26 Att., 128 Yards |
| 10/4/2009  | vs. Cincinnati Bengals            | Jerome Harrison   | 29 Att., 121 Yards |
| 10/11/2009 | at Buffalo Bills                  | Jamal Lewis       | 31 Att., 117 Yards |
| 12/20/2009 | at Kansas City Chiefs             | Jerome Harrison   | 34 Att., 286 Yards |
| 12/27/2009 | vs. Oakland Raiders               | Jerome Harrison   | 39 Att., 148 Yards |
| 1/3/2010   | vs. Jacksonville Jaguars          | Jerome Harrison   | 33 Att., 127 Yards |
| 9/26/2010  | at Baltimore Ravens               | Peyton Hillis     | 22 Att., 144 Yards |
| 10/3/2010  | vs. Cincinnati Bengals            | Peyton Hillis     | 27 Att., 102 Yards |
| 11/7/2010  | vs. New England Patriots          | Peyton Hillis     | 29 Att., 184 Yards |
| 11/28/2010 | vs. Carolina Panthers             | Peyton Hillis     | 26 Att., 131 Yards |
| 12/12/2010 | at Buffalo Bills                  | Peyton Hillis     | 21 Att., 108 Yards |
| 11/20/2011 | vs. Jacksonville Jaguars          | Chris Ogbonnaya   | 21 Att., 115 Yards |
| 12/24/2011 | at Baltimore Ravens               | Peyton Hillis     | 24 Att., 112 Yards |
| 9/16/2012  | at Cincinnati Bengals             | Trent Richardson* | 19 Att., 109 Yards |
| 10/28/2012 | vs. San Diego Chargers            | Trent Richardson* | 24 Att., 122 Yards |
| 11/4/2012  | vs. Baltimore Ravens              | Trent Richardson* | 25 Att., 105 Yards |
| 9/7/2014   | at Pittsburgh Steelers            | Terrance West*    | 16 Att., 100 Yards |
| 10/5/2014  | at Tennessee Titans               | Ben Tate          | 22 Att., 124 yards |
| 12/13/2014 | vs. San Francisco 49ers           | Isaiah Crowell    | 20 Att., 140 yards |
| 12/27/2015 | at Kansas City Chiefs             | Johnny Manziel    | 11 Att., 108 yards |

\*Denotes Rookie

## ALL-TIME 300-YARD PASSING GAMES

| DATE       | OPPONENT                          | PLAYER           | ATT. COMP. YARDS             |
|------------|-----------------------------------|------------------|------------------------------|
| 9/16/1950  | at Philadelphia Eagles            | Otto Graham      | 38 Att., 21 Comp., 346 Yards |
| 10/15/1950 | vs. Chicago Cardinals             | Otto Graham      | 35 Att., 22 Comp., 369 Yards |
| 12/10/1950 | at Washington Redskins            | Otto Graham      | 32 Att., 23 Comp., 321 Yards |
| 10/4/1952  | at Pittsburgh Steelers            | Otto Graham      | 49 Att., 21 Comp., 401 Yards |
| 10/4/1953  | at Chicago Cardinals              | Otto Graham      | 22 Att., 15 Comp., 310 Yards |
| 10/10/1953 | vs. Philadelphia Eagles           | Otto Graham      | 30 Att., 20 Comp., 328 Yards |
| 11/27/1955 | at New York Giants                | Otto Graham      | 31 Att., 17 Comp., 319 Yards |
| 11/17/1957 | at Washington Redskins            | Tom O'Connell    | 24 Att., 16 Comp., 349 Yards |
| 10/2/1960  | vs. Pittsburgh Steelers           | Milt Plum        | 14 Att., 10 Comp., 308 Yards |
| 11/20/1960 | at Pittsburgh Steelers            | Milt Plum        | 37 Att., 23 Comp., 328 Yards |
| 9/17/1961  | at Philadelphia Eagles            | Milt Plum        | 30 Att., 18 Comp., 329 Yards |
| 10/21/1962 | at St. Louis Cardinals            | Jim Ninowski     | 29 Att., 19 Comp., 339 Yards |
| 9/15/1963  | vs. Washington Redskins           | Frank Ryan       | 31 Att., 21 Comp., 334 Yards |
| 12/4/1966  | vs. New York Giants               | Frank Ryan       | 27 Att., 16 Comp., 326 Yards |
| 12/17/1966 | at St. Louis Cardinals            | Frank Ryan       | 30 Att., 17 Comp., 367 Yards |
| 10/13/1968 | vs. St. Louis Cardinals           | Bill Nelsen      | 39 Att., 17 Comp., 312 Yards |
| 9/27/1970  | at San Francisco 49ers            | Bill Nelsen      | 25 Att., 14 Comp., 308 Yards |
| 11/19/1978 | at Baltimore Colts                | Brian Sipe       | 22 Att., 15 Comp., 309 Yards |
| 9/2/1979   | at New York Jets                  | Brian Sipe       | 36 Att., 21 Comp., 302 Yards |
| 10/7/1979  | vs. Pittsburgh Steelers           | Brian Sipe       | 41 Att., 22 Comp., 351 Yards |
| 11/18/1979 | vs. Miami Dolphins                | Brian Sipe       | 42 Att., 23 Comp., 358 Yards |
| 11/25/1979 | at Pittsburgh Steelers            | Brian Sipe       | 38 Att., 23 Comp., 333 Yards |
| 9/28/1980  | at Tampa Bay Buccaneers           | Brian Sipe       | 32 Att., 22 Comp., 318 Yards |
| 10/19/1980 | vs. Green Bay Packers             | Brian Sipe       | 39 Att., 24 Comp., 391 Yards |
| 10/26/1980 | vs. Pittsburgh Steelers           | Brian Sipe       | 46 Att., 28 Comp., 349 Yards |
| 11/23/1980 | vs. Cincinnati Bengals            | Brian Sipe       | 36 Att., 27 Comp., 310 Yards |
| 12/7/1980  | vs. New York Jets                 | Brian Sipe       | 41 Att., 30 Comp., 340 Yards |
| 12/21/1980 | at Cincinnati Bengals             | Brian Sipe       | 44 Att., 24 Comp., 308 Yards |
| 9/7/1981   | vs. San Diego Chargers            | Brian Sipe       | 57 Att., 31 Comp., 375 Yards |
| 10/25/1981 | vs. Baltimore Colts               | Brian Sipe       | 41 Att., 30 Comp., 444 Yards |
| 12/5/1982  | vs. San Diego Chargers            | Brian Sipe       | 48 Att., 33 Comp., 338 Yards |
| 1/2/1983   | at Pittsburgh Steelers            | Paul McDonald    | 47 Att., 22 Comp., 313 Yards |
| 9/25/1983  | at San Diego Chargers             | Brian Sipe       | 44 Att., 27 Comp., 327 Yards |
| 10/2/1983  | vs. Seattle Seahawks              | Brian Sipe       | 40 Att., 25 Comp., 310 Yards |
| 10/16/1983 | at Pittsburgh Steelers            | Brian Sipe       | 49 Att., 27 Comp., 310 Yards |
| 11/27/1983 | vs. Baltimore Colts               | Brian Sipe       | 33 Att., 20 Comp., 313 Yards |
| 10/7/1984  | vs. New England Patriots          | Paul McDonald    | 37 Att., 23 Comp., 320 Yards |
| 10/21/1984 | at Cincinnati Bengals             | Paul McDonald    | 47 Att., 27 Comp., 300 Yards |
| 11/10/1986 | vs. Miami Dolphins                | Bernie Kosar     | 50 Att., 32 Comp., 401 Yards |
| 11/23/1986 | vs. Pittsburgh Steelers           | Bernie Kosar     | 46 Att., 28 Comp., 414 Yards |
| 1/3/1987   | vs. New York Jets (playoffs)      | Bernie Kosar     | 64 Att., 33 Comp., 489 Yards |
| 9/13/1987  | at New Orleans Saints             | Bernie Kosar     | 39 Att., 28 Comp., 314 Yards |
| 11/15/1987 | vs. Buffalo Bills                 | Bernie Kosar     | 34 Att., 24 Comp., 346 Yards |
| 1/17/1988  | at Denver Broncos (playoffs)      | Bernie Kosar     | 41 Att., 26 Comp., 356 Yards |
| 10/23/1988 | at Phoenix Cardinals              | Bernie Kosar     | 43 Att., 25 Comp., 314 Yards |
| 12/4/1988  | vs. Dallas Cowboys                | Bernie Kosar     | 27 Att., 19 Comp., 308 Yards |
| 12/18/1988 | vs. Houston Oilers                | Don Strock       | 42 Att., 25 Comp., 326 Yards |
| 12/10/1989 | at Indianapolis Colts             | Bernie Kosar     | 40 Att., 26 Comp., 353 Yards |
| 10/8/1990  | at Denver Broncos                 | Bernie Kosar     | 38 Att., 24 Comp., 318 Yards |
| 12/22/1991 | at Pittsburgh Steelers            | Bernie Kosar     | 49 Att., 28 Comp., 335 Yards |
| 11/15/1992 | vs. San Diego Chargers            | Mike Tomczak     | 32 Att., 18 Comp., 322 Yards |
| 11/21/1993 | vs. Houston Oilers                | Todd Philcox     | 47 Att., 22 Comp., 316 Yards |
| 12/12/1993 | at Houston Oilers                 | Vinny Testaverde | 37 Att., 19 Comp., 319 Yards |
| 10/29/1995 | at Cincinnati Bengals             | Eric Zeier       | 46 Att., 26 Comp., 310 Yards |
| 12/3/1995  | at San Diego Chargers             | Vinny Testaverde | 41 Att., 28 Comp., 303 Yards |
| 12/24/1995 | at Jacksonville Jaguars           | Vinny Testaverde | 45 Att., 28 Comp., 325 Yards |
| 9/17/2000  | vs. Pittsburgh Steelers           | Tim Couch        | 31 Att., 23 Comp., 316 Yards |
| 12/10/2000 | vs. Philadelphia Eagles           | Doug Pederson    | 40 Att., 29 Comp., 309 Yards |
| 12/30/2001 | at Tennessee Titans               | Tim Couch        | 27 Att., 20 Comp., 336 Yards |
| 9/8/2002   | vs. Kansas City Chiefs            | Kelly Holcomb    | 39 Att., 27 Comp., 326 Yards |
| 9/22/2002  | at Tennessee Titans               | Tim Couch        | 50 Att., 36 Comp., 326 Yards |
| 1/5/2003   | at Pittsburgh Steelers (playoffs) | Kelly Holcomb    | 43 Att., 26 Comp., 429 Yards |
| 11/16/2003 | vs. Arizona Cardinals             | Kelly Holcomb    | 35 Att., 29 Comp., 392 Yards |
| 10/17/2004 | vs. Cincinnati Bengals            | Jeff Garcia      | 23 Att., 16 Comp., 310 Yards |
| 11/28/2004 | at Cincinnati Bengals             | Kelly Holcomb    | 39 Att., 30 Comp., 413 Yards |
| 9/18/2005  | at Green Bay Packers              | Trent Dilfer     | 32 Att., 21 Comp., 336 Yards |
| 9/16/2007  | vs. Cincinnati Bengals            | Derek Anderson   | 33 Att., 20 Comp., 328 Yards |
| 11/4/2007  | vs. Seattle Seahawks              | Derek Anderson   | 48 Att., 29 Comp., 364 Yards |
| 12/2/2007  | at Arizona Cardinals              | Derek Anderson   | 41 Att., 21 Comp., 304 Yards |
| 10/13/2008 | vs. New York Giants               | Derek Anderson   | 29 Att., 18 Comp., 310 Yards |
| 11/22/2009 | at Detroit Lions                  | Brady Quinn      | 33 Att., 21 Comp., 304 Yards |
| 10/2/2011  | vs. Tennessee Titans              | Cait McCoy       | 61 Att., 40 Comp., 350 Yards |
| 9/16/2012  | at Cincinnati Bengals             | Brandon Weeden*  | 37 Att., 26 Comp., 322 Yards |
| 9/27/2012  | at Baltimore Ravens               | Brandon Weeden*  | 52 Att., 25 Comp., 320 Yards |
| 12/2/2012  | at Oakland Raiders                | Brandon Weeden*  | 36 Att., 25 Comp., 364 Yards |
| 9/22/2013  | at Minnesota Vikings              | Brian Hoyer      | 54 Att., 30 Comp., 321 Yards |
| 12/1/2013  | vs. Jacksonville Jaguars          | Brandon Weeden   | 40 Att., 24 Comp., 370 Yards |
| 12/8/2013  | at New England Patriots           | Jason Campbell   | 44 Att., 29 Comp., 391 Yards |
| 11/2/2014  | at Tampa Bay Buccaneers           | Brian Hoyer      | 34 Att., 21 Comp., 300 Yards |
| 11/16/2014 | vs. Houston Texans                | Brian Hoyer      | 50 Att., 20 Comp., 330 Yards |
| 11/23/2014 | at Atlanta Falcons                | Brian Hoyer      | 40 Att., 23 Comp., 322 Yards |
| 9/27/2015  | vs. Oakland Raiders               | Josh McCown      | 49 Att., 28 Comp., 341 Yards |
| 10/4/2015  | at San Diego Chargers             | Josh McCown      | 41 Att., 32 Comp., 356 Yards |
| 10/11/2015 | at Baltimore Ravens               | Josh McCown      | 51 Att., 36 Comp., 457 Yards |
| 11/15/2015 | at Pittsburgh Steelers            | Johnny Manziel   | 45 Att., 33 Comp., 372 Yards |

\*Denotes Rookie



## ALL-TIME 100-YARD RECEIVING GAMES

| DATE       | OPPONENT                        | PLAYER            | REC, YARDS         |
|------------|---------------------------------|-------------------|--------------------|
| 9/16/1950  | at Philadelphia Eagles          | Mac Speedie       | 7 Rec., 109 Yards  |
| 9/24/1950  | at Baltimore Colts              | Dante Lavelli     | 5 Rec., 115 Yards  |
| 10/15/1950 | vs. Chicago Cardinals           | Dante Lavelli     | 6 Rec., 131 Yards  |
| 10/15/1950 | vs. Chicago Cardinals           | Mac Speedie       | 6 Rec., 106 Yards  |
| 12/10/1950 | at Washington Redskins          | Dub Jones         | 10 Rec., 161 Yards |
| 12/24/1950 | vs. Los Angeles Rams (playoffs) | Dante Lavelli     | 11 Rec., 128 Yards |
| 9/30/1951  | at San Francisco 49ers          | Dub Jones         | 5 Rec., 143 Yards  |
| 10/27/1951 | vs. New York Giants             | Dub Jones         | 7 Rec., 116 Yards  |
| 11/25/1951 | vs. Chicago Bears               | Mac Speedie       | 6 Rec., 144 Yards  |
| 10/12/1952 | vs. New York Giants             | Mac Speedie       | 8 Rec., 161 Yards  |
| 10/19/1952 | at Philadelphia Eagles          | Dub Jones         | 6 Rec., 121 Yards  |
| 11/9/1952  | vs. Chicago Cardinals           | Mac Speedie       | 11 Rec., 157 Yards |
| 11/16/1952 | vs. Pittsburgh Steelers         | Dante Lavelli     | 6 Rec., 107 Yards  |
| 11/23/1952 | vs. Philadelphia Eagles         | Mac Speedie       | 7 Rec., 156 Yards  |
| 11/30/1952 | at Washington Redskins          | Dante Lavelli     | 5 Rec., 106 Yards  |
| 12/14/1952 | at New York Giants              | Harry Jagade      | 4 Rec., 103 Yards  |
| 10/4/1953  | at Chicago Cardinals            | Dante Lavelli     | 4 Rec., 137 Yards  |
| 10/10/1953 | vs. Philadelphia Eagles         | Darrel Brewster   | 6 Rec., 122 Yards  |
| 11/15/1953 | vs. San Francisco 49ers         | Dante Lavelli     | 6 Rec., 137 Yards  |
| 11/29/1953 | vs. Chicago Cardinals           | Ray Renfro        | 4 Rec., 105 Yards  |
| 12/6/1953  | vs. New York Giants             | Darrel Brewster   | 7 Rec., 182 Yards  |
| 12/13/1953 | at Philadelphia Eagles          | Darrel Brewster   | 5 Rec., 103 Yards  |
| 10/17/1954 | at Pittsburgh Steelers          | Dante Lavelli     | 7 Rec., 134 Yards  |
| 11/7/1954  | vs. Washington Redskins         | Darrel Brewster   | 7 Rec., 114 Yards  |
| 11/28/1954 | at New York Giants              | Darrel Brewster   | 8 Rec., 126 Yards  |
| 12/5/1954  | at Washington Redskins          | Dante Lavelli     | 5 Rec., 128 Yards  |
| 10/9/1955  | vs. Philadelphia Eagles         | Dante Lavelli     | 6 Rec., 108 Yards  |
| 10/16/1955 | at Washington Redskins          | Darrel Brewster   | 6 Rec., 109 Yards  |
| 11/27/1955 | at New York Giants              | Darrel Brewster   | 5 Rec., 107 Yards  |
| 11/27/1955 | at New York Giants              | Ray Renfro        | 5 Rec., 130 Yards  |
| 12/11/1955 | vs. Chicago Cardinals           | Ray Renfro        | 6 Rec., 110 Yards  |
| 11/11/1956 | vs. Baltimore Colts             | Ray Renfro        | 5 Rec., 100 Yards  |
| 10/13/1957 | vs. Philadelphia Eagles         | Darrel Brewster   | 4 Rec., 105 Yards  |
| 11/3/1957  | vs. Washington Redskins         | Darrel Brewster   | 5 Rec., 103 Yards  |
| 11/17/1957 | at Washington Redskins          | Darrel Brewster   | 6 Rec., 124 Yards  |
| 11/17/1957 | at Washington Redskins          | Ray Renfro        | 4 Rec., 113 Yards  |
| 11/17/1957 | at Washington Redskins          | Preston Carpenter | 6 Rec., 112 Yards  |
| 12/1/1957  | vs. Chicago Cardinals           | Ray Renfro        | 3 Rec., 109 Yards  |
| 12/15/1957 | at New York Giants              | Ray Renfro        | 4 Rec., 130 Yards  |
| 10/5/1958  | at Pittsburgh Steelers          | Preston Carpenter | 7 Rec., 131 Yards  |
| 10/26/1958 | at Chicago Cardinals            | Ray Renfro        | 5 Rec., 108 Yards  |
| 11/16/1958 | at Washington Redskins          | Preston Carpenter | 4 Rec., 115 Yards  |
| 11/30/1958 | vs. Washington Redskins         | Ray Renfro        | 3 Rec., 100 Yards  |
| 10/25/1959 | vs. Washington Redskins         | Bobby Mitchell    | 3 Rec., 107 Yards  |
| 11/22/1959 | vs. Pittsburgh Steelers         | Ray Renfro        | 5 Rec., 161 Yards  |
| 10/2/1960  | vs. Pittsburgh Steelers         | Rich Kreitling    | 3 Rec., 157 Yards  |
| 11/20/1960 | at Pittsburgh Steelers          | Gern Nagler       | 10 Rec., 177 Yards |
| 12/15/1960 | at New York Giants              | Bobby Mitchell    | 9 Rec., 133 Yards  |
| 9/17/1961  | at Philadelphia Eagles          | Ray Renfro        | 4 Rec., 104 Yards  |
| 10/15/1961 | vs. Green Bay Packers           | Ray Renfro        | 7 Rec., 100 Yards  |
| 11/26/1961 | vs. New York Giants             | Ray Renfro        | 7 Rec., 166 Yards  |
| 10/27/1962 | at St. Louis Cardinals          | Ray Renfro        | 6 Rec., 152 Yards  |
| 12/2/1962  | at Dallas Cowboys               | Rich Kreitling    | 7 Rec., 125 Yards  |
| 9/15/1963  | vs. Washington Redskins         | Jim Brown         | 3 Rec., 100 Yards  |
| 12/1/1963  | at St. Louis Cardinals          | Gary Collins      | 4 Rec., 100 Yards  |
| 12/27/1964 | vs. Baltimore Colts (playoffs)  | Gary Collins      | 5 Rec., 130 Yards  |
| 9/20/1964  | vs. St. Louis Cardinals         | Gary Collins      | 6 Rec., 105 Yards  |
| 10/4/1964  | vs. Dallas Cowboys              | Paul Warfield*    | 5 Rec., 123 Yards  |
| 11/22/1964 | at Green Bay Packers            | Paul Warfield*    | 7 Rec., 126 Yards  |
| 12/12/1964 | at New York Giants              | Paul Warfield*    | 5 Rec., 103 Yards  |
| 9/26/1965  | vs. St. Louis Cardinals         | Gary Collins      | 6 Rec., 116 Yards  |
| 10/24/1965 | at New York Giants              | Gary Collins      | 3 Rec., 121 Yards  |
| 10/31/1965 | vs. Minnesota Vikings           | Gary Collins      | 4 Rec., 116 Yards  |
| 11/7/1965  | vs. Philadelphia Eagles         | Gary Collins      | 8 Rec., 128 Yards  |
| 11/14/1965 | vs. New York Giants             | Ernie Green       | 7 Rec., 160 Yards  |
| 12/4/1966  | vs. New York Giants             | Gary Collins      | 5 Rec., 120 Yards  |
| 12/17/1966 | at St. Louis Cardinals          | Paul Warfield     | 6 Rec., 161 Yards  |
| 12/17/1966 | at St. Louis Cardinals          | Gary Collins      | 5 Rec., 126 Yards  |
| 10/1/1967  | at New Orleans Saints           | Paul Warfield     | 4 Rec., 107 Yards  |
| 10/22/1967 | vs. Chicago Bears               | Gary Collins      | 7 Rec., 106 Yards  |
| 10/29/1967 | at New York Giants              | Paul Warfield     | 5 Rec., 126 Yards  |
| 10/13/1968 | vs. St. Louis Cardinals         | Milt Morin        | 8 Rec., 151 Yards  |
| 11/10/1968 | vs. New Orleans Saints          | Paul Warfield     | 5 Rec., 107 Yards  |
| 11/10/1968 | vs. New Orleans Saints          | Leroy Kelly       | 3 Rec., 104 Yards  |
| 11/17/1968 | at Pittsburgh Steelers          | Milt Morin        | 5 Rec., 103 Yards  |
| 11/24/1968 | vs. Philadelphia Eagles         | Milt Morin        | 2 Rec., 108 Yards  |
| 12/1/1968  | vs. New York Giants             | Paul Warfield     | 6 Rec., 137 Yards  |
| 12/8/1968  | at Washington Redskins          | Milt Morin        | 6 Rec., 133 Yards  |

STAFF

PLAYERS

2015 SEASON

HISTORY

RECORDS

GAME DAY

| DATE       | OPPONENT                          | PLAYER             | REC. YARDS         |
|------------|-----------------------------------|--------------------|--------------------|
| 12/14/1968 | at St. Louis Cardinals            | Paul Warfield      | 3 Rec., 104 Yards  |
| 10/5/1969  | vs. Detroit Lions                 | Paul Warfield      | 7 Rec., 106 Yards  |
| 10/18/1969 | vs. Pittsburgh Steelers           | Gary Collins       | 7 Rec., 103 Yards  |
| 11/2/1969  | vs. Dallas Cowboys                | Mill Morin         | 7 Rec., 101 Yards  |
| 11/16/1969 | at Pittsburgh Steelers            | Paul Warfield      | 5 Rec., 132 Yards  |
| 11/30/1969 | at Chicago Bears                  | Gary Collins       | 6 Rec., 126 Yards  |
| 12/14/1969 | at St. Louis Cardinals            | Paul Warfield      | 4 Rec., 119 Yards  |
| 9/27/1970  | at San Francisco 49ers            | Fair Hooker        | 4 Rec., 157 Yards  |
| 11/22/1970 | vs. Houston Oilers                | Chip Glass         | 3 Rec., 102 Yards  |
| 10/10/1971 | vs. Pittsburgh Steelers           | Mill Morin         | 8 Rec., 126 Yards  |
| 11/14/1971 | at Kansas City Chiefs             | Frank Pitts        | 5 Rec., 129 Yards  |
| 12/5/1971  | vs. Cincinnati Bengals            | Frank Pitts        | 5 Rec., 103 Yards  |
| 10/1/1972  | vs. Cincinnati Bengals            | Frank Pitts        | 4 Rec., 105 Yards  |
| 10/27/1974 | vs. Denver Broncos                | Hugh McKinnis      | 6 Rec., 111 Yards  |
| 11/23/1975 | vs. Cincinnati Bengals            | Greg Pruitt        | 7 Rec., 106 Yards  |
| 12/14/1975 | vs. Kansas City Chiefs            | Reggie Rucker      | 6 Rec., 130 Yards  |
| 10/3/1976  | vs. Cincinnati Bengals            | Reggie Rucker      | 9 Rec., 141 Yards  |
| 11/13/1977 | at Pittsburgh Steelers            | Reggie Rucker      | 4 Rec., 104 Yards  |
| 9/3/1978   | vs. San Francisco 49ers           | Reggie Rucker      | 3 Rec., 113 Yards  |
| 11/5/1978  | at Houston Oilers                 | Ozzie Newsome*     | 4 Rec., 124 Yards  |
| 11/19/1978 | at Baltimore Colts                | Reggie Rucker      | 6 Rec., 123 Yards  |
| 11/19/1978 | at Baltimore Colts                | Calvin Hill        | 3 Rec., 113 Yards  |
| 9/2/1979   | at New York Jets                  | Dave Logan         | 6 Rec., 115 Yards  |
| 11/4/1979  | at Philadelphia Eagles            | Reggie Rucker      | 5 Rec., 106 Yards  |
| 11/18/1979 | vs. Miami Dolphins                | Reggie Rucker      | 9 Rec., 177 Yards  |
| 11/25/1979 | at Pittsburgh Steelers            | Dave Logan         | 7 Rec., 135 Yards  |
| 9/21/1980  | vs. Kansas City Chiefs            | Charles White*     | 7 Rec., 100 Yards  |
| 10/26/1980 | vs. Pittsburgh Steelers           | Dave Logan         | 8 Rec., 131 Yards  |
| 12/7/1980  | vs. New York Jets                 | Reggie Rucker      | 5 Rec., 108 Yards  |
| 10/11/1981 | at Pittsburgh Steelers            | Ozzie Newsome      | 5 Rec., 120 Yards  |
| 10/18/1981 | vs. New Orleans Saints            | Greg Pruitt        | 7 Rec., 113 Yards  |
| 10/25/1981 | vs. Baltimore Colts               | Greg Pruitt        | 9 Rec., 104 Yards  |
| 12/20/1981 | at Seattle Seahawks               | Dave Logan         | 5 Rec., 101 Yards  |
| 9/19/1982  | vs. Philadelphia Eagles           | Ozzie Newsome      | 8 Rec., 122 Yards  |
| 12/5/1982  | vs. San Diego Chargers            | Ozzie Newsome      | 10 Rec., 140 Yards |
| 1/2/1983   | at Pittsburgh Steelers            | Ozzie Newsome      | 9 Rec., 123 Yards  |
| 1/2/1983   | at Pittsburgh Steelers            | Ricky Feacher      | 7 Rec., 109 Yards  |
| 1/8/1983   | at Los Angeles Raiders (playoffs) | Ricky Feacher      | 4 Rec., 124 Yards  |
| 9/25/1983  | at San Diego Chargers             | Dave Logan         | 8 Rec., 121 Yards  |
| 10/16/1983 | at Pittsburgh Steelers            | Ozzie Newsome      | 9 Rec., 103 Yards  |
| 11/27/1983 | vs. Baltimore Colts               | Ozzie Newsome      | 8 Rec., 108 Yards  |
| 9/16/1984  | vs. Denver Broncos                | Duriel Harris      | 5 Rec., 104 Yards  |
| 10/7/1984  | vs. New England Patriots          | Duriel Harris      | 8 Rec., 136 Yards  |
| 10/14/1984 | vs. New York Jets                 | Ozzie Newsome      | 14 Rec., 191 Yards |
| 11/25/1984 | vs. Houston Oilers                | Ozzie Newsome      | 10 Rec., 102 Yards |
| 10/6/1985  | vs. New England Patriots          | Brian Brennan      | 7 Rec., 104 Yards  |
| 10/13/1985 | at Houston Oilers                 | Clarence Weathers  | 3 Rec., 146 Yards  |
| 9/14/1986  | at Houston Oilers                 | Reggie Langhorne   | 3 Rec., 115 Yards  |
| 10/5/1986  | at Pittsburgh Steelers            | Reggie Langhorne   | 4 Rec., 108 Yards  |
| 11/23/1986 | vs. Pittsburgh Steelers           | Webster Slaughter* | 6 Rec., 134 Yards  |
| 12/21/1986 | vs. San Diego Chargers            | Brian Brennan      | 7 Rec., 176 Yards  |
| 1/3/1987   | vs. New York Jets (playoffs)      | Ozzie Newsome      | 6 Rec., 114 Yards  |
| 10/18/1987 | at Cincinnati Bengals             | Brian Brennan      | 10 Rec., 139 Yards |
| 12/13/1987 | vs. Cincinnati Bengals            | Webster Slaughter  | 5 Rec., 119 Yards  |
| 12/20/1987 | at Los Angeles Raiders            | Webster Slaughter  | 7 Rec., 115 Yards  |
| 1/17/1988  | at Denver Broncos (playoffs)      | Earnest Byner      | 7 Rec., 120 Yards  |
| 10/30/1988 | vs. Cincinnati Bengals            | Clarence Weathers  | 7 Rec., 140 Yards  |
| 12/18/1988 | vs. Houston Oilers                | Webster Slaughter  | 6 Rec., 136 Yards  |
| 10/15/1989 | vs. Pittsburgh Steelers           | Webster Slaughter  | 7 Rec., 106 Yards  |
| 10/23/1989 | vs. Chicago Bears                 | Webster Slaughter  | 8 Rec., 186 Yards  |
| 10/29/1989 | vs. Houston Oilers                | Webster Slaughter  | 4 Rec., 184 Yards  |
| 12/10/1989 | at Indianapolis Colts             | Webster Slaughter  | 6 Rec., 152 Yards  |
| 12/17/1989 | vs. Minnesota Vikings             | Reggie Langhorne   | 6 Rec., 140 Yards  |
| 1/6/1990   | vs. Buffalo Bills (playoffs)      | Webster Slaughter  | 3 Rec., 114 Yards  |
| 10/8/1990  | at Denver Broncos                 | Webster Slaughter  | 7 Rec., 123 Yards  |
| 11/18/1990 | vs. Houston Oilers                | Webster Slaughter  | 6 Rec., 104 Yards  |
| 12/30/1990 | at Cincinnati Bengals             | Webster Slaughter  | 6 Rec., 115 Yards  |
| 9/15/1991  | vs. Cincinnati Bengals            | Webster Slaughter  | 8 Rec., 107 Yards  |
| 11/3/1991  | at Cincinnati Bengals             | Webster Slaughter  | 5 Rec., 107 Yards  |
| 11/17/1991 | at Houston Oilers                 | Leroy Hoard        | 10 Rec., 107 Yards |
| 12/22/1991 | at Pittsburgh Steelers            | Webster Slaughter  | 11 Rec., 138 Yards |
| 9/20/1992  | at Los Angeles Raiders            | Eric Metcalf       | 5 Rec., 177 Yards  |
| 11/15/1992 | vs. San Diego Chargers            | Lawyer Tillman     | 8 Rec., 148 Yards  |
| 9/13/1993  | vs. San Francisco 49ers           | Michael Jackson    | 5 Rec., 105 Yards  |
| 10/24/1993 | vs. Pittsburgh Steelers           | Michael Jackson    | 2 Rec., 106 Yards  |
| 11/21/1993 | vs. Houston Oilers                | Mark Carrier       | 7 Rec., 123 Yards  |
| 12/12/1993 | at Houston Oilers                 | Eric Metcalf       | 5 Rec., 101 Yards  |
| 1/2/1994   | at Pittsburgh Steelers            | Mark Carrier       | 4 Rec., 118 Yards  |
| 9/18/1994  | vs. Arizona Cardinals             | Derrick Alexander* | 6 Rec., 136 Yards  |
| 10/2/1994  | vs. New York Jets                 | Derrick Alexander* | 7 Rec., 105 Yards  |

| DATE       | OPPONENT                            | PLAYER             | REC, YARDS         |
|------------|-------------------------------------|--------------------|--------------------|
| 12/4/1994  | vs. New York Giants                 | Derrick Alexander* | 7 Rec., 171 Yards  |
| 1/1/1995   | vs. New England Patriots (playoffs) | Michael Jackson    | 7 Rec., 122 Yards  |
| 9/3/1995   | at New England Patriots             | Michael Jackson    | 7 Rec., 157 Yard   |
| 10/2/1995  | vs. Buffalo Bills                   | Andre Rison        | 6 Rec., 126 Yards  |
| 10/22/1995 | vs. Jacksonville Jaguars            | Rico Smith         | 6 Rec., 106 Yards  |
| 10/29/1995 | at Cincinnati Bengals               | Andre Rison        | 7 Rec., 173 Yards  |
| 11/19/1995 | vs. Green Bay Packers               | Keenan McCardell   | 4 Rec., 102 Yards  |
| 12/24/1995 | at Jacksonville Jaguars             | Michael Jackson    | 7 Rec., 130 Yards  |
| 10/3/1999  | vs. New England Patriots            | Kevin Johnson*     | 6 Rec., 131 Yards  |
| 12/12/1999 | at Cincinnati Bengals               | Kevin Johnson*     | 7 Rec., 135 Yards  |
| 12/19/1999 | vs. Jacksonville Jaguars            | Darrin Chiaverini* | 10 Rec., 108 Yards |
| 10/1/2000  | vs. Baltimore Ravens                | David Patten       | 7 Rec., 113 Yards  |
| 10/29/2000 | vs. Cincinnati Bengals              | Kevin Johnson      | 6 Rec., 102 Yards  |
| 10/14/2001 | at Cincinnati Bengals               | Kevin Johnson      | 8 Rec., 153 Yards  |
| 11/25/2001 | vs. Cincinnati Bengals              | Kevin Johnson      | 6 Rec., 113 Yards  |
| 9/8/2002   | vs. Kansas City Chiefs              | Quincy Morgan      | 9 Rec., 151 Yards  |
| 10/6/2002  | vs. Baltimore Ravens                | Dennis Northcutt   | 8 Rec., 165 Yards  |
| 12/8/2002  | at Jacksonville Jaguars             | Quincy Morgan      | 3 Rec., 118 Yards  |
| 1/5/2003   | at Pittsburgh Steelers (playoffs)   | Kevin Johnson      | 4 Rec., 140 Yards  |
| 9/21/2003  | at San Francisco 49ers              | Kevin Johnson      | 11 Rec., 109 Yards |
| 11/16/2003 | vs. Arizona Cardinals               | Andre' Davis       | 7 Rec., 117 Yards  |
| 11/16/2003 | vs. Arizona Cardinals               | Quincy Morgan      | 5 Rec., 116 Yards  |
| 12/14/2003 | at Denver Broncos                   | Dennis Northcutt   | 3 Rec., 115 Yards  |
| 10/10/2004 | at Pittsburgh Steelers              | Andre Davis        | 5 Rec., 101 Yards  |
| 10/17/2004 | vs. Cincinnati Bengals              | Lee Suggs          | 5 Rec., 100 Yards  |
| 11/28/2004 | at Cincinnati Bengals               | Antonio Bryant     | 8 Rec., 131 Yards  |
| 12/5/2004  | vs. New England Patriots            | Antonio Bryant     | 7 Rec., 115 Yards  |
| 12/26/2004 | at Miami Dolphins                   | Dennis Northcutt   | 4 Rec., 114 Yards  |
| 9/11/2005  | vs. Cincinnati Bengals              | Frisman Jackson    | 8 Rec., 128 Yards  |
| 9/18/2005  | at Green Bay Packers                | Braylon Edwards*   | 3 Rec., 107 Yards  |
| 9/18/2005  | at Green Bay Packers                | Steve Heiden       | 6 Rec., 104 Yards  |
| 1/1/2006   | vs. Baltimore Ravens                | Antonio Bryant     | 9 Rec., 123 Yards  |
| 9/17/2006  | at Cincinnati Bengals               | Braylon Edwards    | 4 Rec., 110 Yards  |
| 9/24/2006  | vs. Baltimore Ravens                | Braylon Edwards    | 5 Rec., 116 Yards  |
| 11/19/2006 | vs. Pittsburgh Steelers             | Braylon Edwards    | 7 Rec., 137 Yards  |
| 12/7/2006  | at Pittsburgh Steelers              | Joe Jurevicius     | 7 Rec., 111 Yards  |
| 9/16/2007  | vs. Cincinnati Bengals              | Kellen Winslow     | 6 Rec., 100 Yards  |
| 9/16/2007  | vs. Cincinnati Bengals              | Braylon Edwards    | 8 Rec., 146 Yards  |
| 10/7/2007  | at New England Patriots             | Braylon Edwards    | 6 Rec., 110 Yards  |
| 10/28/2007 | at St. Louis Rams                   | Braylon Edwards    | 8 Rec., 117 Yards  |
| 11/4/2007  | vs. Seattle Seahawks                | Kellen Winslow     | 11 Rec., 125 Yards |
| 11/25/2007 | vs. Houston Texans                  | Kellen Winslow     | 10 Rec., 107 Yards |
| 12/2/2007  | at Arizona Cardinals                | Braylon Edwards    | 7 Rec., 149 Yards  |
| 10/13/2008 | vs. New York Giants                 | Braylon Edwards    | 5 Rec., 154 Yards  |
| 11/17/2008 | at Buffalo Bills                    | Braylon Edwards    | 8 Rec., 104 Yards  |
| 12/15/2008 | at Philadelphia Eagles              | Braylon Edwards    | 5 Rec., 102 Yards  |
| 10/4/2009  | vs. Cincinnati Bengals              | Mohamed Massaquoi* | 8 Rec., 148 Yards  |
| 11/22/2009 | at Detroit Lions                    | Mohamed Massaquoi* | 5 Rec., 115 Yards  |
| 12/5/2010  | at Miami Dolphins                   | Benjamin Watson    | 10 Rec., 100 Yards |
| 12/18/2011 | at Arizona Cardinals                | Greg Little*       | 5 Rec., 131 Yards  |
| 12/2/2012  | at Oakland Raiders                  | Josh Gordon*       | 6 Rec., 116 Yards  |
| 9/8/2013   | vs. Miami Dolphins                  | Jordan Cameron     | 9 Rec., 108 Yards  |
| 9/22/2013  | at Minnesota Vikings                | Josh Gordon        | 10 Rec., 146 Yards |
| 10/13/2013 | vs. Detroit Lions                   | Josh Gordon        | 7 Rec., 126 Yards  |
| 10/27/2013 | at Kansas City Chiefs               | Josh Gordon        | 5 Rec., 132 Yards  |
| 11/3/2013  | vs. Baltimore Ravens                | Greg Little        | 7 Rec., 122 Yards  |
| 11/17/2013 | at Cincinnati Bengals               | Josh Gordon        | 5 Rec., 125 Yards  |
| 11/24/2013 | vs. Pittsburgh Steelers             | Josh Gordon        | 14 Rec., 237 Yards |
| 12/1/2013  | vs. Jacksonville Jaguars            | Josh Gordon        | 10 Rec., 261 Yards |
| 12/8/2013  | at New England Patriots             | Jordan Cameron     | 9 Rec., 121 Yards  |
| 12/8/2013  | at New England Patriots             | Josh Gordon        | 7 Rec., 151 Yards  |
| 10/12/2014 | vs. Pittsburgh Steelers             | Jordan Cameron     | 3 Rec., 102 Yards  |
| 10/19/2014 | at Jacksonville Jaguars             | Andrew Hawkins     | 5 Rec., 112 Yards  |
| 11/23/2014 | at Atlanta Falcons                  | Josh Gordon        | 8 Rec., 120 Yards  |
| 9/20/2015  | vs. Tennessee Titans                | Travis Benjamin    | 3 Rec., 115 Yards  |
| 9/27/2015  | vs. Oakland Raiders                 | Gary Barnidge      | 6 Rec., 105 Yards  |
| 10/11/2015 | at Baltimore Ravens                 | Gary Barnidge      | 8 Rec., 139 Yards  |
| 10/18/2015 | vs. Denver Broncos                  | Travis Benjamin    | 9 Rec., 117 Yards  |
| 10/25/2015 | at St. Louis Rams                   | Gary Barnidge      | 6 Rec., 101 Yards  |
| 11/15/2015 | at Pittsburgh Steelers              | Travis Benjamin    | 7 Rec., 113 Yards  |
| 12/13/2015 | vs. San Francisco 49ers             | Brian Hartline     | 8 Rec., 107 Yards  |

\*Denotes Rookie


**100-YARD RUSHER, 100-YARD RECEIVER OR 300-YARD PASSER IN SAME GAME**

| DATE       | OPPONENT                       | PLAYER<br>100-YARD<br>REC | REC/<br>YARDS | PLAYER<br>100-YARD<br>RUSH | ATT/<br>YARDS | PLAYER<br>300-YARD<br>PASSER | ATT/<br>COMPI YARDS |
|------------|--------------------------------|---------------------------|---------------|----------------------------|---------------|------------------------------|---------------------|
| 9/24/1950  | at Baltimore Colts             | Dante Lavelli             | 5-115         | Ken Carpenter*             | 3-100         |                              |                     |
| 11/25/1951 | vs. Chicago Bears              | Mac Speedie               | 6-144         | Dub Jones                  | 9-116         |                              |                     |
| 11/30/1952 | at Washington Redskins         | Dante Lavelli             | 5-106         | Harry Jagade               | 16-147        |                              |                     |
| 11/3/1957  | vs. Washington Redskins        | Darrel Brewster           | 5-103         | Jim Brown*                 | 21-109        |                              |                     |
| 12/15/1957 | at New York Giants             | Ray Renfro                | 4-130         | Lew Carpenter              | 22-117        |                              |                     |
| 10/5/1958  | at Pittsburgh Steelers         | Preston Carpenter         | 7-131         | Jim Brown                  | 17-129        |                              |                     |
| 10/26/1958 | at Chicago Cardinals           | Ray Renfro                | 5-108         | Jim Brown                  | 24-180        |                              |                     |
| 11/16/1958 | at Washington Redskins         | Preston Carpenter         | 4-115         | Jim Brown                  | 27-152        |                              |                     |
| 10/25/1959 | vs. Washington Redskins        | Bobby Mitchell            | 3-107         | Jim Brown                  | 17-122        |                              |                     |
| 11/22/1959 | vs. Pittsburgh Steelers        | Ray Renfro                | 5-161         | Jim Brown                  | 15-111        |                              |                     |
| 12/15/1960 | at New York Giants             | Bobby Mitchell            | 9-133         | Jim Brown                  | 14-110        |                              |                     |
| 9/15/1963  | vs. Washington Redskins        | Jim Brown                 | 3-100         | Jim Brown                  | 15-162        | Frank Ryan                   | 31-21-334           |
| 12/1/1963  | at St. Louis Cardinals         | Gary Collins              | 4-100         | Jim Brown                  | 29-179        |                              |                     |
| 12/27/1963 | vs. Baltimore Colts (playoffs) | Gary Collins              | 5-130         | Jim Brown                  | 27-114        |                              |                     |
| 9/26/1965  | vs. St. Louis Cardinals        | Gary Collins              | 6-116         | Jim Brown                  | 17-110        |                              |                     |
| 10/24/1965 | at New York Giants             | Gary Collins              | 3-121         | Jim Brown                  | 24-177        |                              |                     |
| 11/7/1965  | vs. Philadelphia Eagles        | Gary Collins              | 8-128         | Jim Brown                  | 20-131        |                              |                     |
| 11/14/1965 | vs. New York Giants            | Ernie Green               | 7-160         | Jim Brown                  | 20-156        |                              |                     |
| 12/4/1966  | vs. New York Giants            | Gary Collins              | 5-120         | Leroy Kelly                | 13-126        | Frank Ryan                   | 27-16-326           |
| 10/1/1967  | at New Orleans Saints          | Paul Warfield             | 4-107         | Leroy Kelly                | 20-110        |                              |                     |
| 10/22/1967 | vs. Chicago Bears              | Gary Collins              | 7-106         | Leroy Kelly                | 18-111        |                              |                     |
| 11/10/1968 | vs. New Orleans Saints         | Leroy Kelly               | 3-104         | Leroy Kelly                | 17-127        |                              |                     |
|            |                                | Paul Warfield             | 5-107         |                            |               |                              |                     |
| 11/24/1968 | vs. Philadelphia Eagles        | Milt Morin                | 2-108         | Leroy Kelly                | 20-108        |                              |                     |
| 12/5/1971  | vs. Cincinnati Bengals         | Frank Pitts               | 5-103         | Leroy Kelly                | 23-127        |                              |                     |
| 11/23/1975 | vs. Cincinnati Bengals         | Greg Pruitt               | 7-106         | Greg Pruitt                | 17-121        |                              |                     |
| 12/14/1975 | vs. Kansas City Chiefs         | Reggie Rucker             | 6-130         | Greg Pruitt                | 26-214        |                              |                     |
| 11/13/1977 | at Pittsburgh Steelers         | Reggie Rucker             | 4-104         | Greg Pruitt                | 19-108        |                              |                     |
| 9/3/1978   | vs. San Francisco 49ers        | Reggie Rucker             | 3-113         | Greg Pruitt                | 22-106        |                              |                     |
| 11/4/1979  | at Philadelphia Eagles         | Reggie Rucker             | 5-106         | Mike Pruitt                | 17-104        |                              |                     |
| 10/16/1983 | at Pittsburgh Steelers         | Ozzie Newsome             | 9-103         | Boyce Green*               | 28-137        | Brian Sipe                   | 49-27-310           |
| 11/27/1983 | vs. Baltimore Colts            | Ozzie Newsome             | 8-108         | Mike Pruitt                | 24-110        | Brian Sipe                   | 33-20-313           |
| 10/6/1985  | vs. New England Patriots       | Brian Brennan             | 7-104         | Kevin Mack                 | 20-115        |                              |                     |
| 11/23/1986 | vs. Pittsburgh Steelers (OT)   | Webster Slaughter         | 6-134         | Kevin Mack                 | 24-106        | Bernie Kosar                 | 46-28-414           |
| 12/13/1987 | vs. Cincinnati Bengals         | Webster Slaughter         | 5-119         | Kevin Mack                 | 27-133        |                              |                     |
| 12/8/2002  | at Jacksonville Jaguars        | Quincy Morgan             | 3-118         | William Green*             | 26-119        |                              |                     |
| 10/17/2004 | vs. Cincinnati Bengals         | Lee Suggs                 | 5-100         | William Green              | 25-115        | Jeff Garcia                  | 23-16-310           |
| 12/26/2004 | at Miami Dolphins              | Dennis Northcutt          | 4-114         | Lee Suggs                  | 38-143        |                              |                     |
| 9/18/2005  | at Green Bay Packers           | Braylon Edwards*          | 3-107         |                            |               | Trent Dilfer                 | 32-21-336           |
|            |                                | Steve Heiden              | 6-104         |                            |               |                              |                     |
| 9/16/2007  | vs. Cincinnati Bengals         | Braylon Edwards           | 8-146         | Jamal Lewis                | 27-216        | Derek Anderson               | 33-20-328           |
|            |                                | Kellen Winslow            | 6-100         |                            |               |                              |                     |
| 11/4/2007  | vs. Seattle Seahawks           | Kellen Winslow            | 11-125        |                            |               | Derek Anderson               | 48-29-364           |
| 11/25/2007 | vs. Houston Texans             | Kellen Winslow            | 10-107        | Jamal Lewis                | 29-134        |                              |                     |
| 12/2/2007  | at Arizona Cardinals           | Braylon Edwards           | 7-149         |                            |               | Derek Anderson               | 41-21-304           |
| 10/13/2008 | vs. New York Giants            | Braylon Edwards           | 5-154         |                            |               | Derek Anderson               | 29-18-310           |
| 10/4/2009  | vs. Cincinnati Bengals         | Mohamed Massaquoi*        | 8-148         | Jerome Harrison            | 29-121        |                              |                     |
| 11/22/2009 | at Detroit Lions               | Mohamed Massaquoi*        | 5-115         |                            |               | Brady Quinn                  | 33-21-304           |
| 9/16/2012  | at Cincinnati Bengals          |                           |               | Trent Richardson*          | 19-109        | Brandon Weeden*              | 37-26-322           |
| 12/2/2012  | at Oakland Raiders             | Josh Gordon*              | 6-116         |                            |               | Brandon Weeden*              | 36-25-364           |
| 9/22/2013  | at Minnesota Vikings           | Josh Gordon               | 10-146        |                            |               | Brain Hoyer                  | 54-30-321           |
| 12/1/2013  | vs. Jacksonville Jaguars       | Josh Gordon               | 10-261        |                            |               | Brandon Weeden               | 40-24-370           |
| 12/8/2013  | at New England Patriots        | Josh Gordon               | 7-151         |                            |               | Jason Campbell               | 44-29-391           |
|            |                                | Jordan Cameron            | 9-121         |                            |               |                              |                     |
| 11/23/2014 | at Atlanta Falcons             | Josh Gordon               | 8-120         |                            |               | Brian Hoyer                  | 40-23-322           |
| 9/27/2015  | vs. Oakland Raiders            | Gary Barnidge             | 6-105         |                            |               | Josh McCown                  | 49-28-341           |
| 10/11/2015 | at Baltimore Ravens            | Gary Barnidge             | 8-139         |                            |               | Josh McCown                  | 51-36-457           |
| 11/15/2015 | at Pittsburgh Steelers         | Travis Benjamin           | 7-113         |                            |               | Johnny Manziel               | 45-33-372           |

\*Denotes Rookie



# FIRSTENERGY STADIUM, HOME OF THE CLEVELAND BROWNS



FirstEnergy Stadium is home not only to a storied football franchise but also to a dedicated, passionate group of people who are the world's greatest fans. At FirstEnergy Stadium, fans take pride in supporting their team in a safe, enthusiastic and family-oriented atmosphere. This special combination of sportsmanship and exhilaration makes Sunday afternoons with the Browns a memorable experience.

FirstEnergy Stadium was built on the hallowed ground of the old Municipal Stadium. There's no better place than on the lakefront for the home of the Cleveland Browns, where the legendary Coach Paul Brown established Cleveland's first football dynasty in the 1940s. No other site could have been as appropriate as the location where 16 Cleveland Browns established their credentials for induction into the Pro Football Hall of Fame in Canton. In 2010, these Hall of Famers were further honored by the unveiling of their names in the Ring of Honor, which recognizes their contributions to the Cleveland Browns organization. The names of these 16 greats are now permanently displayed on the facade of the stadium's upper deck.

While the location of the stadium honors the glorious history of athletic achievements in Cleveland, FirstEnergy Stadium is a celebration of the city's renaissance, drawing people to the lakefront every day. The crown jewel of the Northcoast Harbor, FirstEnergy Stadium is located next to the Rock and Roll Hall of Fame and Museum and the Great Lakes Science Center. While on the south side of the stadium, the Dawg Pound can grab items to represent their favorite team at the Pro Shop.

## NOT JUST FOR BROWNS GAMES

**FirstEnergy Stadium also plays host to various major events and is available for private functions such as wedding receptions, proms, holiday parties and business luncheons.**

**On June 5, 2016, the stadium welcomed the U.S. Soccer Women's National Team for the second leg of a two-game friendly series against Japan. With 23,535 fans in attendance, the largest crowd ever to watch a WNT game in Ohio supported the 2015 World Cup champion USA squad claim a 2-0 victory in a rematch of the tournament finals.**

**In 2015, FirstEnergy Stadium welcomed One Direction and Luke Bryan for top-notch concerts on Aug. 27 and Sept. 5, respectively. In 2012, "The Brothers of the Sun Tour," featuring Kenny Chesney and Tim McGraw, came to FirstEnergy Stadium. The stadium has also played host to Kenny Chesney concerts in 2007 and 2008, as well as The Three Tenors [2000], George Strait [2000] and \*NSYNC [2001].**

**On May 29, 2013, the U.S. Men's National Team hosted Belgium for the first international soccer match at the stadium since 2006. On six occasions since 2005, the High School Charity Games have been staged at FirstEnergy Stadium, showcasing some of the top area high school football talent. College football has been a regular on FirstEnergy Stadium's docket. On September 21, 2013, Tuskegee University and Winston Salem State University squared off in the Third Annual Cleveland Classic HBCU football game. Since 2006, a college game has been played at the stadium each year except 2010 and 2014.**



# FIRSTENERGY STADIUM RENOVATION



In 2015, the Browns completed a two-year, \$125 million modernization project that was launched by Dee and Jimmy Haslam in 2013. The Browns, with the City of Cleveland and Mayor Frank Jackson's support, now provide the team and its fans a top-tier NFL facility, one with a significant home-field advantage charged by the Dawg Pound.

"This renovation is a result of wanting to create the best fan experience in the NFL, and also to create a venue to attract other world-class events at FirstEnergy Stadium," said Jimmy Haslam. "We realize the transformative opportunity of this investment for the City of Cleveland. We're excited to reward our fans and the community with the experience they deserve."

All facets of the renovation were incorporated with the mission to provide Browns fans an enhanced in-game experience, while also improving the team's home-field advantage, bolstered by the NFL's most loyal and passionate fan base.

In 2015, the modernization revitalized the look and feel of the stadium's external and internal features, creating a vibrant environment that highlights Cleveland and the Browns' illustrious history. In addition to upgrading lighting, signage and way-finding throughout the concourses, high-definition graphics inside and outside the stadium now depict current players, Browns legends and the Dawg Pound, the best fans in the league.

During Phase II, the Browns also increased the availability of Cleveland chef partner options and general concessions for all fans, focusing on Cleveland tastes. Renovated dining locations and upgraded food and beverage amenities were added, including new concepts and offerings, in addition to modernized facades, signage, menu boards and way-finding throughout the stadium. All 35 permanent concession stands were remodeled.

Prior to the end of the 2015 season, the team installed and fully optimized a new WiFi system to offer fans increased access through their mobile devices, including to track stats and scores across the league and additional team information through the Browns Mobile App.

In an effort to further highlight the team's connection to Cleveland and its thriving food scene, Michael Symon's B Spot, Rocco Whalen's Great Lakes Cheesesteaks, Jonathon Sawyer's Sausage and Peppers and Chris Hodgson's Downtown Dogs are now featured in the 100 and 500 levels of the stadium.

The Browns began their food and beverage transformation through an expanded partnership with Aramark, which in 2014 became FirstEnergy Stadium's general concessionaire after serving as the facility's premium dining and catering company since 2012. During Phase I, the team incorporated menu items from many of Cleveland's award-winning chefs that previously were only available in premium areas. The first stage of the renovation created new stands in general concession locations, highlighted by Symon's B Spot in the west end zone and a new concept from Whalen, Great Lakes Cheesesteaks, in the east end zone.

In the second phase, the team also modernized premium areas, including upgrading all club seats and suites, while adding more top-level entertainment areas. A field-level hospitality location has been constructed opposite of the Browns' locker room, while the Grille Club, north and south clubs and upper- and lower-level suites were restructured and refurbished, with every facet of each area receiving fresh upgrades.



STAFF

PLAYERS

2015 SEASON


HISTORY

RECORDS

GAME DAY



## FIRSTENERGY STADIUM RENOVATION



During Phase I, the Browns installed two new angled video boards that measure approximately 6,900 square feet, nearly triple the size of the old units. The boards, which are equivalent in size to 645 60-inch HD televisions and will be among the NFL's largest video displays in 2014, are 32 feet lower and 56 feet closer to the field, further enhancing their impact on all fans' viewing experience. New LED video boards, which feature stats, scores and information, as well as new and upgraded LED ribbon boards, were also installed throughout the stadium.

The new video elements are complemented by an entirely new audio system, delivering crisper, clearer audio in the facility. The main bowl's sound system was entirely replaced with best-in-class modern audio equipment, and is supported by additional speaker locations throughout the complex that improved clarity to previously shadowed areas. With the new video and audio systems, the Browns have incorporated state-of-the-art technologies that impress fans with high-level scoreboard programming and concert-quality sound.

In 2014, the project also increased the lower bowl's seating capacity while improving sightlines. Many Browns fans are now seated closer to the field and observe dramatically better views of the game, fostering a more intimate environment while enhancing the team's home-field advantage. In addition to creating more prime locations for fans, the Browns expanded ADA seating in the project's first phase.

Easing in-stadium access for fans was another priority in the renovation's initial stage. Two new escalators were installed in both the east and west end zones to ensure the most fluid, convenient movement in and between stadium levels. There are now 12 escalators that provide access to stadium concourses, including direct access to the 300 and 500 levels.

For the first time in 2014, FirstEnergy Stadium featured fan decks that host unique engagement areas in both end zones. Each deck offers a special in-stadium viewing experience, with fans gaining access to new locations and activations while still being able to watch the game live.



### FIRSTENERGY STADIUM VIDEO BOARD QUICK FACTS

- **Approximately 6,900 square feet, nearly triple the size of the old units**
- **Built by Daktronics**
- **15HD pixel layout**
- **Measure 40 feet x 192 feet -- 192 feet across the top, 178 feet across the middle, 132 feet across the middle**
- **Equivalent in size to 645 60-inch HD television sets**
- **Comparable in size to the avg. U.S. home (2,200 square feet), plus a full-size basketball court (4,700 square feet)**
- **32 feet lower and 56 feet closer to the field**
- **Complemented by an entirely new audio system**

STAFF

PLAYERS

2015 SEASON

HISTORY

RECORDS

GAME DAY



## CLEVELAND BROWNS UNIFORMS



In 2015, the Cleveland Browns introduced new NFL Nike Elite 51 uniforms with nine different possible combinations. Throughout the uniform design process with the NFL and Nike, the Browns focused on paying tribute to the team's long-standing tradition, loyal Browns fans and the City of Cleveland while implementing modernizations that match the city's revitalization in recent years. Respecting the Browns treasured history, the team maintained the core elements of the historic Browns uniforms, which have undergone minimal changes since 1947.

In addition to other elements, notable elements of the Browns' uniform design include:

- "CLEVELAND" emblazoned across the chest of all three jerseys, making the Browns the only NFL club to feature its city on the front of the jersey rather than its team name.
- "DAWG POUND" inscribed inside of the back collar of all three jerseys to pay tribute to the NFL's best fans.
- Contrast stitching in the uniform construction that depicts attention to detail and craftsmanship.
- Larger uniform stripes extending the Browns' original pattern into a consistent element through the jersey, pants and helmet. The horizontal sleeve stripe on the jersey now also crosses over to the chest panel.
- Browns' bold orange helmets include a brown facemask and also advance the new stripe pattern further with a distinct carbon fiber texture.
- Nine available uniform combinations with the introduction of an orange "third" jersey and three pant sets (brown, white and orange).

### SIGNIFICANT BROWNS UNIFORM CHANGES SINCE 1946

**1946** - In the team's inaugural season, the Browns wore plain white helmets and sported white and brown jerseys with classy, shadow-boxed numbers. These jerseys were worn for only one season.

**1947** - The Browns introduced what is now viewed as the "classic" Browns uniform.

**1950** - The Browns introduced solid orange helmets for the first time as part of their uniform.

**1953** - Orange uniforms are introduced for the first time when they don them for their home opener against the Philadelphia Eagles. They would appear again in exhibition games in 1954 and 1955 before being shelved for 47 years.

**1957** - For three seasons, the Browns added brown jersey numbers to all of their helmets.

**1960** - For one season only, the Browns incorporated two brown stripes that flank the existing white center striped helmets along with the brown jersey numbers on the side.

**1969** - A commemorative patch was added to the uniform to celebrate the 50th Anniversary of the NFL. This is the first time that a patch of any kind was worn on the uniform.

**1970** - Names were introduced to the back of all jerseys and remained a permanent fixture.

**1975** - Orange pants were introduced for the first time and worn regularly. All facemasks on helmets were also changed to white in color.

**1984** - The jerseys were redesigned as solid orange pants were replaced by white pants that for the first time featured an orange center stripe outlined with brown stripes to go with solid orange or brown socks. Brown jerseys with orange numbers were worn for the pre-season before being scrapped because the numbers proved to be too difficult for spotters to recognize during the game.

**1985** - The team returned to the "classic" Browns look.

**2002** - Orange jerseys made a return to the field for the Browns.

**2003** - An orange center stripe returned to the pants for first time since 1984.

**2008** - Solid brown pants were introduced for the first time.

**2013** - The Browns sported a "brown out" version of their jersey for a Thursday Night Football game against the Buffalo Bills at FirstEnergy Stadium, wearing their brown jersey with solid brown pants and socks for the first time in team history.

**2016** - Browns introduce new uniforms with nine possible combinations.



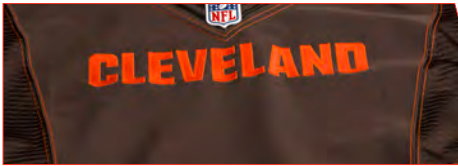


## CLEVELAND BROWNS UNIFORMS

Larger uniform stripes extending the Browns' original pattern into a consistent element through the jersey, pants and helmet. The horizontal sleeve stripe on the jersey now also crosses over to the chest panel.

"CLEVELAND" emblazoned across the chest of all three jerseys, making the Browns the only NFL club to feature its city on the front of the jersey rather than its team name.

Contrast stitching in the uniform construction that depicts attention to detail and craftsmanship.



Browns' bold orange helmets include a brown facemask and also advance the new stripe pattern further with a distinct carbon fiber texture.



"DAWG POUND" inscribed inside of the back collar of all three jerseys to pay tribute to the NFL's best fans.



Nine available uniform combinations with the introduction of an orange "third" jersey and three pant sets (brown, white and orange).



## CLEVELAND BROWNS LOGO HISTORY

The Cleveland Browns have had six primary logos during the team's history, the most recent of which was introduced prior to the 2015 season. Complementing the iconic helmet logo, the team has also used various secondary marks throughout its history, including ones to celebrate the Dawg Pound, the team's return to Cleveland in 1999 and other anniversaries.

1959-69



2016 MEDIA GUIDE

1970-85



1986-91



1992-95  
1995-2005



424

2006-14



2015-





## CLEVELAND BROWNS TRAINING AND ADMINISTRATIVE COMPLEX

The Cleveland Browns Training Facility is located in Berea, Ohio, where it sits on 13 acres of land. The building originally opened in August of 1991 and has undergone many renovations since then. The 115,000 square foot building has two floors, both of which have been renovated over the past few years.

This past offseason, the Browns made significant upgrades to the building's exterior and interior, focusing primarily on improving player areas to provide the team's coaches and players with best-in-class resources, by adding 25,000 square feet and renovating an additional 25,000 square feet of the facility. In addition to increasing the size of office and meeting spaces, Cleveland redesigned the locker room, player meeting rooms, player lounge, cafeteria and training room, including the installation of a lap pool and new hot and cold tubs.

During the 2013 offseason, the facility's second floor underwent a 36,000 square foot renovation. The new space boasts an open floor plan and was designed to create a vibrant, energetic and collaborative space for the club's football and business operations. The new space houses a state of the art media studio where radio and television production take place in house.

Connected to the facility is the team's 60,000 square foot indoor field house. The facility also hosts four regulation-size natural grass practice fields ideal for year-round football operations, including the club's training camp.

The Cleveland Browns and City of Berea agreed to a lease amendment that guarantees the team's facility will remain in Berea through at least 2028.



## DINO LUCARELLI MEDIA CENTER

The Dino Lucarelli Media Center, which opened in December of 2002 at the Browns Training and Administrative Complex in Berea, features an expansive media work room and a radio/television interview area.

Lucarelli, 79, worked with Cleveland media for more than 50 years and has been affiliated with the Cleveland Browns organization since 1975 with responsibilities in player relations, media services and alumni relations. Lucarelli called the naming of the media center "one of the biggest thrills of my life."

The Cleveland Chapter of the Professional Football Writers of America (PFWA) has named its "Good Guy Award" for Lucarelli. The Good Guy Award is given annually for cooperation with the media and for the way a player carries himself in the community and with his teammates. The National Football Foundation (Northeast Ohio Chapter) Lifetime Achievement Award is also named for Lucarelli.



## CLEVELAND BROWNS TRAINING CAMP HISTORY

The training and administrative complex is host to the Browns 2016 training camp, which marks the 22nd time (1992-95, 1999-2016) the Browns have conducted training camp at the facility. Training camp is presented by Northeast Ohio Ford Dealers and in association with University Hospitals and Discount Drug Mart.

|                                     |                    |
|-------------------------------------|--------------------|
| Bowling Green State University..... | 1946-51            |
| Hiram College.....                  | 1952-74            |
| Kent State University.....          | 1975-81            |
| Lakeland Community College.....     | 1982-91            |
| Berea.....                          | 1992-95, 1999-2016 |





## ORANGE & BROWN SCRIMMAGE

On Saturday, August 6, the Cleveland Browns 2016 Orange & Brown Scrimmage will be hosted at Ohio Stadium in Columbus. It marks the second time in as many years that the team has hosted an open session in Columbus in order to allow Browns fans from across the state to see their favorite team play, in addition to training camp practices in Berea, while the Browns prepare for the upcoming season.

Last year's inaugural Orange & Brown Scrimmage attracted 49,734 fans to The Horseshoe, the highest of any Browns scrimmage or Family Day since totals were first kept in 2005. Last season, the team also brought Dawg Pound Drive to St. John Arena in Columbus, where the club will once again host live music, interactive games, food and drink specials and more as fans get excited for the event in 2016. The 2016 Orange & Brown Scrimmage is presented by TourismOhio and in association with Giant Eagle.



## CLEVELAND BROWNS 5K

In 2015, the first-ever Cleveland Browns 5K, in association with Michelob Ultra, occurred in the streets of downtown Cleveland. Thousands of members of the Dawg Pound rallied at the stadium for an exciting race for competitive and casual runners alike. Along the course, beginning and ending at FirstEnergy Stadium, racers were entertained and encouraged by various Browns-inspired stations and activations. The event will return on October 15, 2016.



## 2016 CLEVELAND BROWNS FAN FEST

On May 14, the 2016 Cleveland Browns Fan Fest was hosted at FirstEnergy Stadium, marking the second year of the event designed to connect Browns personnel and players with the Dawg Pound, the NFL's most dedicated fans. The festivities welcomed thousands of fans to the stadium, where the team hosted more than 20 Browns players, alumni and front office members, panel discussions with the team's front office and Pro Football Hall of Famers Jim Brown, Joe DeLamielleure and Paul Warfield and other engaging activities for fans of all ages. New in 2016, the Browns held a rookie minicamp practice at the stadium as part of the day's festivities, providing those in attendance the newest members of their favorite team.



CLEVELAND BROWNS  
**FAN FEST**



## CLEVELAND BROWNS RADIO NETWORK

In one of the most expansive radio rights deals in the NFL, the Browns in 2013 entered a long-term partnership with two local all-sports stations, CBS Radio's 92.3 The Fan (WKRK-FM) and ESPN 850 WKNR, to broadcast all Browns games. CBS Radio's WNCX (98.5 FM) will also carry live game action in 2015 as the team has a triplecast of games in the local market. The stations will serve as the flagship stations on the PNC Bank Cleveland Browns Radio Network. In addition to game broadcasts, more than 1,000 hours of Browns-related shows will air on the PNC Bank Cleveland Browns Radio Network on an annual basis.

The talent lineup for the broadcast team features long-time voice of the Browns Jim Donovan as the play-by-play announcer and former Browns offensive tackle Doug Dieken as analyst, with Nathan Zegura serving as the sideline reporter.



JIM DONOVAN  
Play-by-Play Announcer



DOUG DIEKEN  
Analyst



## CLEVELAND BROWNS DAILY

"Cleveland Browns Daily," debuted as a one-hour program in 2011 and expanded to two hours in July of 2013. The show is hosted by Browns senior media broadcaster Nathan Zegura and Matt Wilhelm, who was a member of the Packers' Super Bowl XLV championship team during his eight-year NFL career and was also on Ohio State's 2002 BCS National Championship team.

The show airs on ESPN 850 WKNR, Monday through Friday from 1-3 p.m., 52 weeks a year. "Cleveland Browns Daily" offers comprehensive coverage and analysis of the team both on and off the field. The show is also streamed live on [www.ClevelandBrowns.com](http://www.ClevelandBrowns.com) and [www.espnccleveland.com](http://www.espnccleveland.com).

Regular contributors to the show include the voice of the Browns, Jim Donovan, and radio analyst Doug Dieken. Guests consist of Browns players, coaches, members of the front office and alumni, as well as various personalities from the football industry, including local and national media.



NATHAN ZEGURA



MATT WILHELM





## DAWG POUND PRODUCTIONS

In 2015, the Cleveland Browns began a partnership with NewsChannel 5 for exclusive year-round programming that now includes "Browns Countdown, presented by Elk & Elk," "Hue Jackson's Coach's Show", "Inside The Cleveland Browns," "Dawg Pound Report" and additional content, including specials like "Road to the Draft", "Building the Browns" during preseason and "The 1986 Browns: Beyond the Drive". Through this multi-year partnership, the Browns and NewsChannel 5 provide the Dawg Pound exclusive access to Browns players, coaches and the latest Browns news.

Starting in April, "Inside the Cleveland Browns," airs every Sunday at 11 a.m. and is followed by "Dawg Pound Report" at 11:30 a.m.

"Inside the Cleveland Browns," hosted by Sara Carnes and Dustin Fox, provides unique access to players, coaches and alumni. "Dawg Pound Report," with Nathan Zegura, Andy Baskin, Matt Wilhelm and Andrew Gribble, delivers the latest news from the Browns while welcoming local and national NFL analysts for compelling and exclusive coverage.

During the season, "Hue Jackson's Coaches Show" airs Thursday night at 7:30 p.m. and "Browns Countdown" starts at 11 a.m. each Sunday for an hour-long look at the game ahead.

Throughout the year, the Browns also create exclusive content that aligns with important events on the NFL calendar, including the NFL Draft, OTAs and training camp.

These shows and much more content can also be seen on ClevelandBrowns.com and on the Cleveland Browns Mobile App.



SARA CARNES  
Inside the Cleveland Browns



DUSTIN FOX  
Inside the Cleveland Browns



ANDY BASKIN  
NewsChannel 5 Pregame Show



## CLEVELAND BROWNS FOUNDATION RADIOTHON

In 2016, the Cleveland Browns Foundation and Good Karma Brands' ESPN 850 WKNR will host their third annual Cleveland Browns Foundation Radiothon, benefitting education and youth development in Northeast Ohio. During the first two years, the fundraiser generated more than \$370,000 to aid programs supported by the Cleveland Browns Foundation.

Last year, Browns personnel from Dee and Jimmy Haslam to players, coaches and staff collaborated to raise more than \$135,000, marking the second year that more than \$100,000 was collected through donations and auction bids in only 28 hours. To open the 2015 Radiothon, Dee Haslam also announced the family's commitment to a dollar-for-dollar match, resulting in more than \$270,000 to improve education and youth development in Cleveland.

Throughout the event, designed to raise funds and awareness for the Foundation's youth educational and developmental initiatives in Cleveland, the Dawg Pound and ESPN 850 WKNR listeners have the exclusive opportunity to bid on unique Browns experiences and team items.

During the Radiothon, Browns personnel and ESPN 850 WKNR personalities also cover the Foundation's commitment to supporting education-based organizations and programs in the region, as well as their excitement for the upcoming season. Programming is highlighted by interviews with coaches, players and team executives, as well as organizations and individuals who have been deeply impacted by the Foundation's efforts in Cleveland.

The Cleveland Browns Foundation, established in 1999, is dedicated to a solution-based, holistic approach to ensure Northeast Ohio youth receive the tools they need as a foundation for independence and success. The pointed approach allows the Foundation to best target and impact a specific area of need in Cleveland.



### 2015 AUCTION ITEMS

**LEFT: Hue Jackson hosts guests for personal Chalk Talk.**

**RIGHT: Dog walking experience with Danny Shelton.**

